

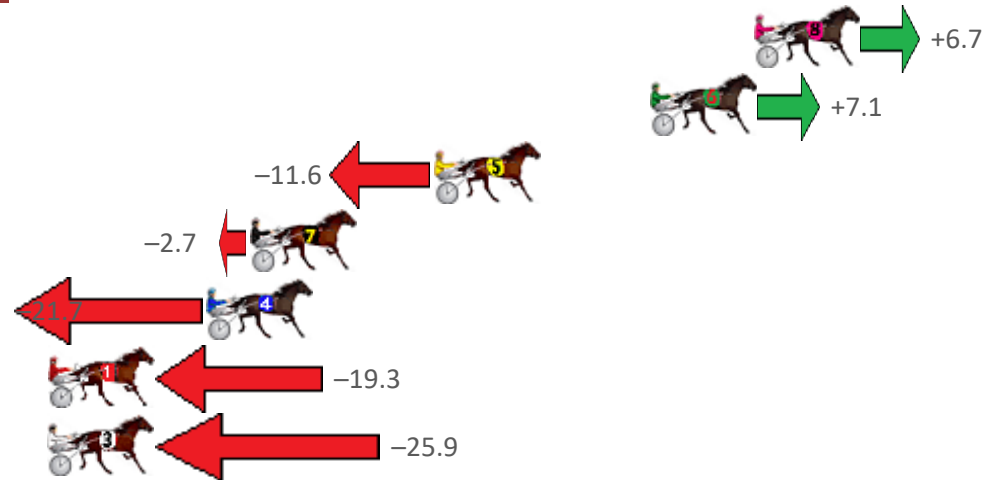
Albion Park Race 1 Distance 2647m

Friday, 20 May 2022

Gross Time: 3:27.10 MileRate: 2:04.00 LeadTime: 84.30s First Qtr: 32.90s Second Qtr: 31.00s Third Qtr: 28.80s Fourth Qtr: 30.10s

NoHorse	Plc	Margin	Time	800Time (W)	400 Time (W)
8 MAJESTIC HARRY	1	0.0m	3:27.10	58.42s (1)	29.74s (1)
6 NATTY PAGGER	2	4.1m	3:27.42	58.42s (1)	29.74s (1)
5 RIGONDEAUX	3	12.7m	3:28.10	59.82s (1)	31.10s (1)
7 HELLO JOLENE JOLENE	4	20.0m	3:28.68	59.24s (1)	30.68s (1)
4 DOWN UNDER RORS	5	21.7m	3:28.81	60.61s (0)	31.77s (0)
1 PADDY PANTS	6	28.8m	3:29.37	60.49s (0)	31.41s (0)
3 HATTIE	7	30.4m	3:29.50	60.98s (0)	32.10s (0)

Finish Position and metres gained from 800m



Sectionals
Powered
by



Home of PJ Harness Analyser

Want to know how successful PJ Harness Analyser is?
Click here for regular updates

www.pjdata.com.au admin@pjdata.com.au www.facebook.com/PJHarnessRacing



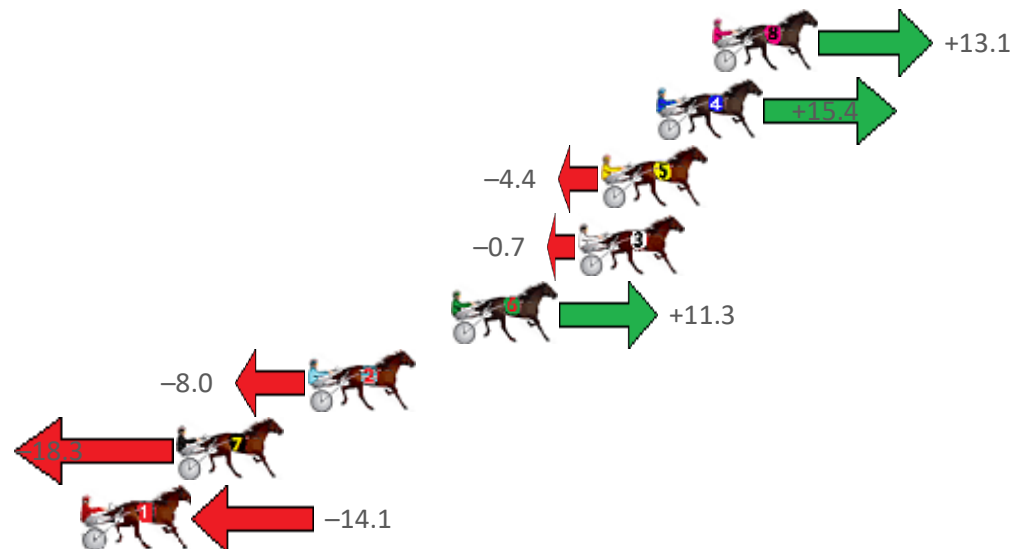
Albion Park Race 2 Distance 1660m

Friday, 20 May 2022

Gross Time: 2:00.30 MileRate: 1:56.60 LeadTime: 3.30s First Qtr: 28.70s Second Qtr: 30.20s Third Qtr: 28.30s Fourth Qtr: 29.80s

NoHorse	Plc	Margin	Time	800Time (W)	400 Time (W)
8 LEANDER	1	0.0m	2:00.30	57.18s (1)	28.96s (2)
4 JELIGNITE JACK	2	2.2m	2:00.47	57.03s (1)	28.77s (1)
5 BEEFY BENSON	3	4.4m	2:00.64	58.44s (0)	30.14s (0)
3 WONDERWOMAN JUJO	4	5.3m	2:00.71	58.19s (0)	29.77s (0)
6 GRIGORA	5	10.3m	2:01.10	57.38s (1)	29.24s (0)
2 BOLD COWBOY	6	16.0m	2:01.55	58.79s (1)	30.33s (1)
7 PAMPELONNE	7	21.2m	2:01.96	59.56s (1)	31.10s (1)
1 THE WEAPON	8	24.9m	2:02.24	59.28s (0)	30.82s (0)

Finish Position and metres gained from 800m



Sectionals
Powered
by



Home of PJ Harness Analyser

Want to know how successful PJ Harness Analyser is?
Click here for regular updates

www.pjdata.com.au admin@pjdata.com.au www.facebook.com/PJHarnessRacing



The Racing Queensland Board (trading as Racing Queensland) and provider are not responsible for the completeness or accuracy of any of the information contained herein, and makes no representations about its suitability for any purpose.

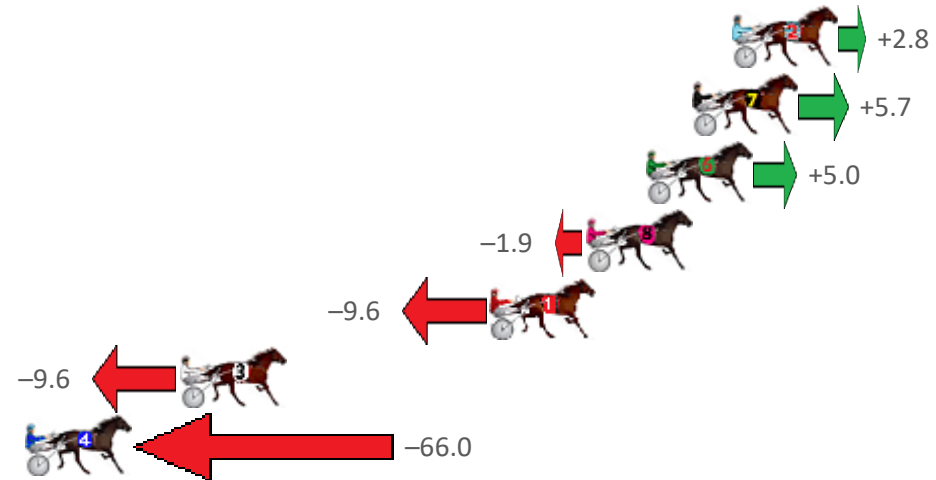
Albion Park Race 3 Distance 2138m

Friday, 20 May 2022

Gross Time: 2:38.80 MileRate: 1:59.50 LeadTime: 38.30s First Qtr: 31.90s Second Qtr: 31.30s Third Qtr: 28.70s Fourth Qtr: 28.60s

NoHorse	Plc	Margin	Time	800Time (W)	400 Time (W)
2 ALL THE FOURS	1	0.0m	2:38.80	57.10s (1)	28.60s (1)
7 SHARP SHOOTER	2	1.6m	2:38.92	56.90s (1)	28.40s (1)
6 HEAVENLY WISDOM	3	3.4m	2:39.06	56.96s (0)	28.28s (0)
8 LADY ALLEGRA	4	5.8m	2:39.24	57.46s (0)	28.74s (0)
1 OFFICE BAD BOY	5	9.6m	2:39.52	58.02s (0)	29.32s (0)
3 SHEZ GOT BLING	6	21.9m	2:40.44	58.06s (1)	29.64s (1)
4 REDBANK MOLLY	7	167.6m	2:51.39	62.64s (0)	33.23s (0)

Finish Position and metres gained from 800m



Sectionals
Powered
by



Home of PJ Harness Analyser

Want to know how successful PJ Harness Analyser is?
Click here for regular updates

www.pjdata.com.au admin@pjdata.com.au www.facebook.com/PJHarnessRacing



The Racing Queensland Board (trading as Racing Queensland) and provider are not responsible for the completeness or accuracy of any of the information contained herein, and makes no representations about its suitability for any purpose.

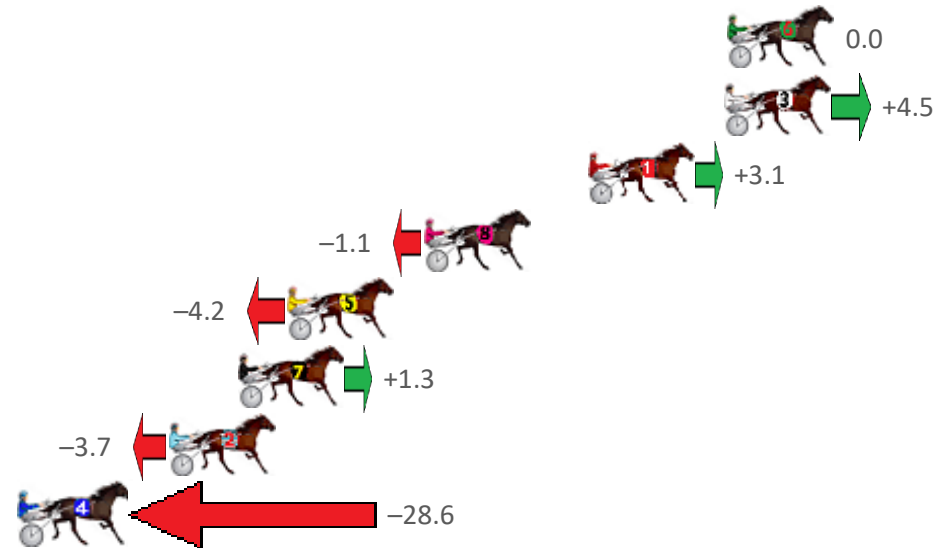
Albion Park Race 4 Distance 1660m

Friday, 20 May 2022

Gross Time: 1:58.20 MileRate: 1:54.60 LeadTime: 3.40s First Qtr: 28.40s Second Qtr: 30.10s Third Qtr: 28.00s Fourth Qtr: 28.30s

NoHorse	Plc	Margin	Time	800Time (W)	400 Time (W)
6 ADAM CROCKER	1	0.0m	1:58.20	56.30s (0)	28.30s (0)
3 WITH THE BAND	2	0.1m	1:58.21	55.99s (0)	27.99s (0)
1 BOHANNAN	3	5.5m	1:58.61	56.11s (0)	28.15s (0)
8 OUR BONDI BEACH	4	12.0m	1:59.09	56.43s (1)	28.59s (2)
5 HARPS	5	17.4m	1:59.49	56.67s (0)	28.71s (0)
7 KASHED UP	6	19.4m	1:59.64	56.30s (1)	28.66s (1)
2 WHAT A JOLT	7	22.1m	1:59.84	56.66s (0)	28.74s (0)
4 JUMPING JACK JIMMY	8	35.5m	2:00.84	58.46s (1)	30.18s (1)

Finish Position and metres gained from 800m



Sectionals
Powered
by



Home of PJ Harness Analyser

Want to know how successful PJ Harness Analyser is?
Click here for regular updates

www.pjdata.com.au admin@pjdata.com.au www.facebook.com/PJHarnessRacing



The Racing Queensland Board (trading as Racing Queensland) and provider are not responsible for the completeness or accuracy of any of the information contained herein, and makes no representations about its suitability for any purpose.

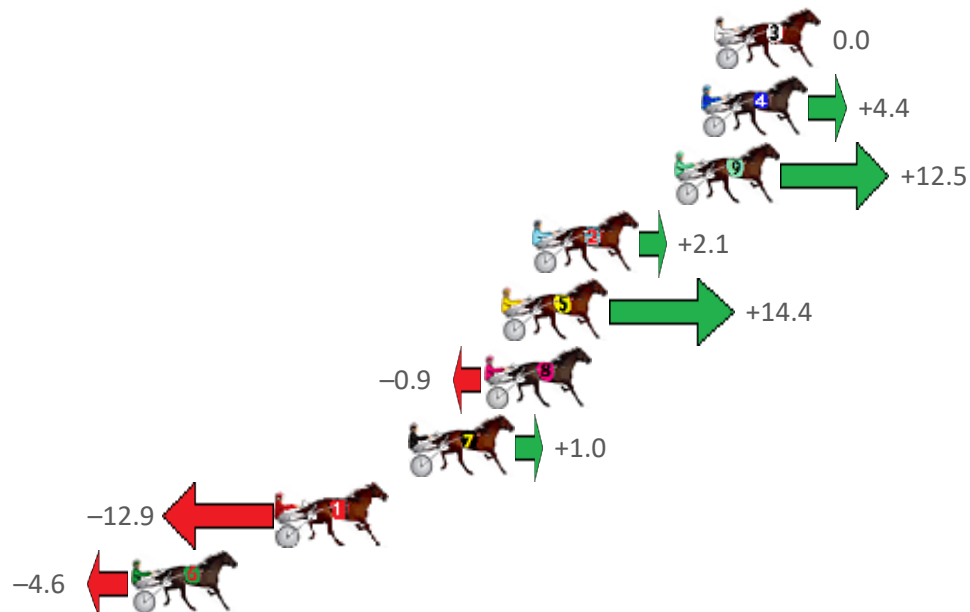
Albion Park Race 5 Distance 2138m

Friday, 20 May 2022

Gross Time: 2:36.70 MileRate: 1:57.90 LeadTime: 36.90s First Qtr: 29.60s Second Qtr: 30.30s Third Qtr: 29.60s Fourth Qtr: 30.30s

NoHorse	Plc	Margin	Time	800Time (W)	400 Time (W)
3 WILLIEWA LIGHTNING	1	0.0m	2:36.70	59.90s (0)	30.30s (0)
4 LORD DIGBY	2	0.5m	2:36.74	59.58s (1)	30.14s (1)
9 PEPPA BLISS	3	1.6m	2:36.83	58.99s (1)	29.91s (2)
2 ETERNAL GOLD	4	7.2m	2:37.27	59.79s (1)	30.33s (1)
5 MAGICOL IDEAL	5	8.4m	2:37.37	58.89s (1)	30.01s (1)
8 FIREHOUSE	6	9.1m	2:37.42	60.02s (0)	30.38s (0)
7 PEBBLE SANDS	7	12.1m	2:37.66	59.90s (0)	30.30s (0)
1 PRINCESS CHILLA	8	17.3m	2:38.07	60.95s (0)	31.31s (0)
6 ADRENALINE RUSH	9	23.1m	2:38.53	60.37s (1)	31.01s (2)

Finish Position and metres gained from 800m



Sectionals
Powered
by



Home of PJ Harness Analyser

Want to know how successful PJ Harness Analyser is?
Click here for regular updates

www.pjdata.com.au admin@pjdata.com.au www.facebook.com/PJHarnessRacing



The Racing Queensland Board (trading as Racing Queensland) and provider are not responsible for the completeness or accuracy of any of the information contained herein, and makes no representations about its suitability for any purpose.

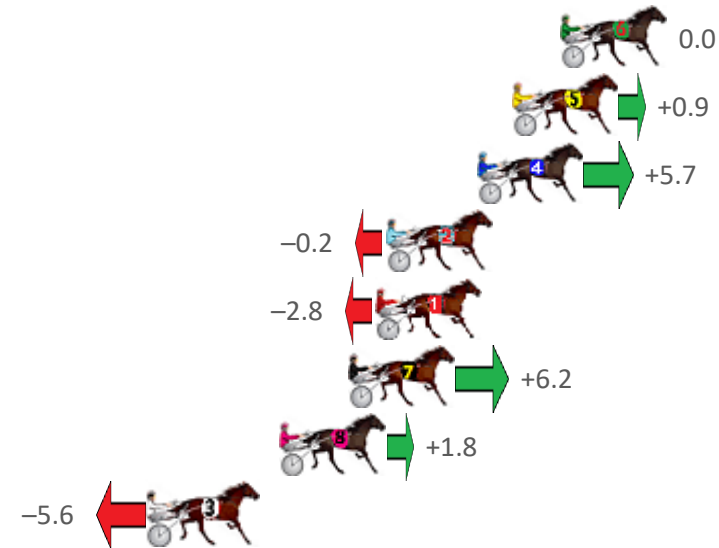
Albion Park Race 6 Distance 1660m

Friday, 20 May 2022

Gross Time: 1:59.30 MileRate: 1:55.60 LeadTime: 3.50s First Qtr: 27.20s Second Qtr: 31.70s Third Qtr: 28.70s Fourth Qtr: 28.20s

NoHorse	Plc	Margin	Time	800Time (W)	400 Time (W)
6 LOORRIM CREEK	1	0.0m	1:59.30	56.90s (0)	28.20s (0)
5 HANDSOME HERO	2	1.9m	1:59.44	56.84s (1)	28.14s (1)
4 JUMPING JOLT	3	3.3m	1:59.54	56.50s (0)	27.84s (0)
2 BLISSFULL LILLY	4	6.9m	1:59.81	56.93s (1)	28.19s (1)
1 FOUR STARZZZ FORSA	5	7.3m	1:59.84	57.12s (0)	28.42s (0)
7 EH EF EL	6	8.4m	1:59.92	56.48s (1)	28.38s (2)
8 BEE GEES BANDIT	7	11.1m	2:00.12	56.80s (0)	28.14s (0)
3 BLUE MOON RISING	8	16.3m	2:00.51	57.35s (1)	28.69s (2)

Finish Position and metres gained from 800m



Sectionals
Powered
by



Home of PJ Harness Analyser

Want to know how successful PJ Harness Analyser is?
Click here for regular updates

www.pjdata.com.au admin@pjdata.com.au www.facebook.com/PJHarnessRacing



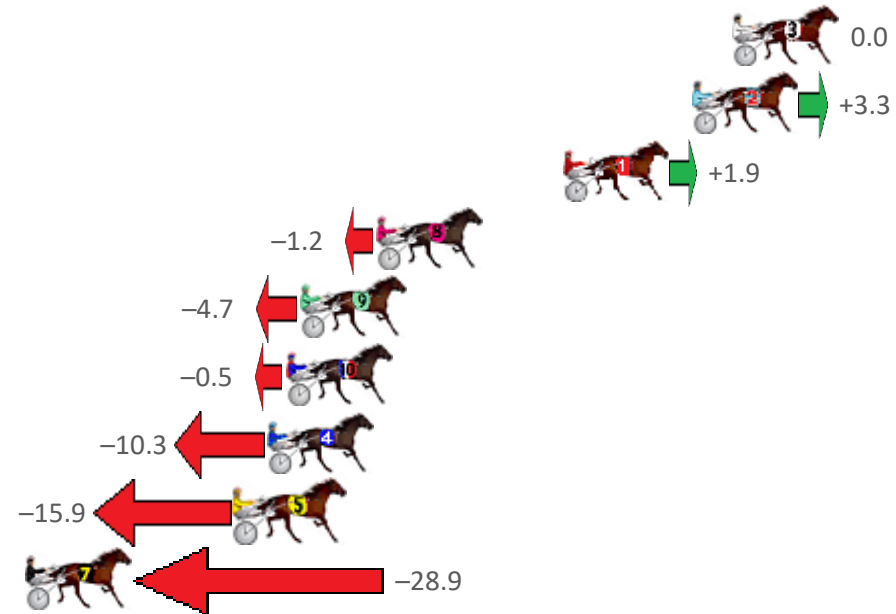
Albion Park Race 7 Distance 1660m

Friday, 20 May 2022

Gross Time: 1:59.30 MileRate: 1:55.60 LeadTime: 3.30s First Qtr: 27.10s Second Qtr: 31.50s Third Qtr: 29.90s Fourth Qtr: 27.50s

NoHorse	Plc	Margin	Time	800Time (W)	400 Time (W)
3 SUMOMENTSOMEWHE	1	0.0m	1:59.30	57.40s (0)	27.50s (0)
2 FRANCO NANDOR	2	1.6m	1:59.42	57.16s (0)	27.30s (0)
1 TIMZEE	3	6.7m	1:59.78	57.24s (0)	27.38s (0)
8 DELIGHTFUL REASON	4	14.1m	2:00.32	57.46s (0)	27.60s (0)
9 TUNGSTEN TERROR	5	17.1m	2:00.54	57.72s (1)	27.94s (1)
10 OBI ONE	6	17.7m	2:00.58	57.40s (1)	27.66s (1)
4 JACKS N JAZZ	7	18.4m	2:00.63	58.13s (1)	28.31s (1)
5 FLYING ART	8	19.7m	2:00.73	58.55s (1)	28.73s (1)
7 MOLLIESMARYELLE	9	61.2m	2:03.73	59.43s (0)	29.02s (0)

Finish Position and metres gained from 800m



Sectionals
Powered
by



Home of PJ Harness Analyser

Want to know how successful PJ Harness Analyser is?
Click here for regular updates

www.pjdata.com.au admin@pjdata.com.au www.facebook.com/PJHarnessRacing



The Racing Queensland Board (trading as Racing Queensland) and provider are not responsible for the completeness or accuracy of any of the information contained herein, and makes no representations about its suitability for any purpose.

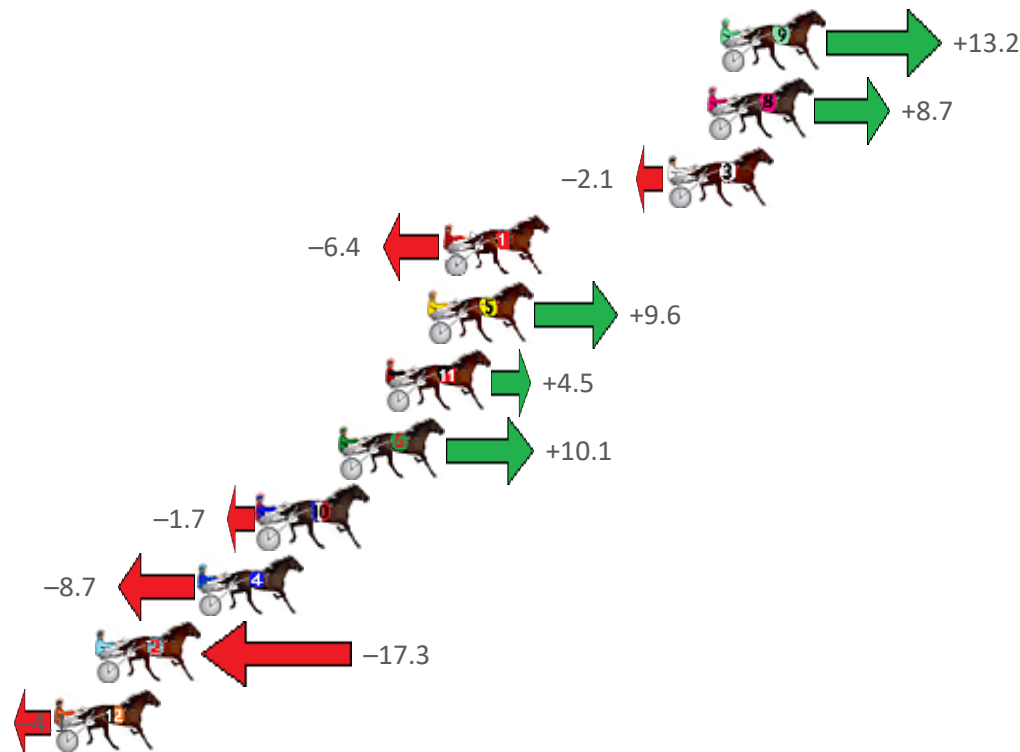
Albion Park Race 8 Distance 2138m

Friday, 20 May 2022

Gross Time: 2:36.30 MileRate: 1:57.70 LeadTime: 38.00s First Qtr: 31.20s Second Qtr: 30.30s Third Qtr: 28.10s Fourth Qtr: 28.70s

NoHorse	Plc	Margin	Time	800Time (W)	400 Time (W)
9 LITTLE CHANGE	1	0.0m	2:36.30	55.88s (0)	27.82s (0)
8 NICKS PICK	2	0.5m	2:36.34	56.20s (0)	28.12s (0)
3 ISOLATION	3	2.1m	2:36.46	56.96s (0)	28.86s (0)
1 FRANKIES TOOTH	4	11.0m	2:37.13	57.31s (0)	29.21s (0)
5 PARAMA	5	11.6m	2:37.17	56.19s (1)	28.37s (2)
11 ROSARITO	6	13.3m	2:37.30	56.56s (0)	28.50s (0)
6 ROLL ONE OVER	7	15.1m	2:37.44	56.18s (1)	28.44s (1)
10 MAJOR GENERALJUJON	8	18.3m	2:37.68	57.02s (1)	29.16s (2)
4 MIGHTY GEORGE	9	20.7m	2:37.86	57.52s (1)	29.70s (2)
2 ROCKSLIDE	10	24.8m	2:38.17	58.15s (1)	30.01s (1)
12 BOMB SUIT	11	26.4m	2:38.29	57.23s (0)	29.61s (1)

Finish Position and metres gained from 800m



Sectionals
Powered
by



Home of PJ Harness Analyser

Want to know how successful PJ Harness Analyser is?
Click here for regular updates

www.pjdata.com.au admin@pjdata.com.au www.facebook.com/PJHarnessRacing



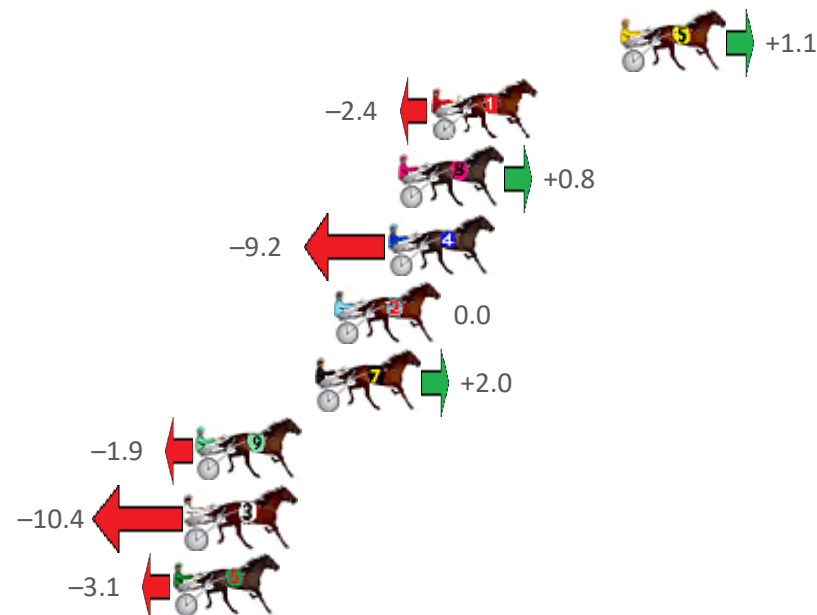
Albion Park Race 9 Distance 1660m

Friday, 20 May 2022

Gross Time: 1:58.70 MileRate: 1:55.10 LeadTime: 3.30s First Qtr: 28.00s Second Qtr: 29.50s Third Qtr: 28.60s Fourth Qtr: 29.30s

NoHorse	Plc	Margin	Time	800Time (W)	400 Time (W)
5 B MAC C	1	0.0m	1:58.70	57.82s (0)	29.30s (0)
1 BE MY ROCK	2	7.5m	1:59.28	58.12s (0)	29.56s (0)
8 CHARM OFFENSIVE	3	8.8m	1:59.38	57.90s (0)	29.34s (0)
4 GELDOP	4	9.2m	1:59.41	58.61s (1)	29.97s (1)
2 ROLAMAX	5	11.3m	1:59.57	57.97s (1)	29.53s (1)
7 KINGOFTHESTARS	6	12.1m	1:59.63	57.83s (0)	29.27s (0)
9 TEARAWAY DIAMOND	7	16.8m	1:59.99	58.13s (1)	29.71s (3)
3 JUST JOSHIN	8	17.2m	2:00.02	58.74s (1)	30.24s (1)
6 THE HERVEY BAY	9	17.7m	2:00.06	58.22s (2)	30.02s (2)

Finish Position and metres gained from 800m



Sectionals
Powered
by



Home of PJ Harness Analyser

Want to know how successful PJ Harness Analyser is?
Click here for regular updates

www.pjdata.com.au admin@pjdata.com.au www.facebook.com/PJHarnessRacing



The Racing Queensland Board (trading as Racing Queensland) and provider are not responsible for the completeness or accuracy of any of the information contained herein, and makes no representations about its suitability for any purpose.