

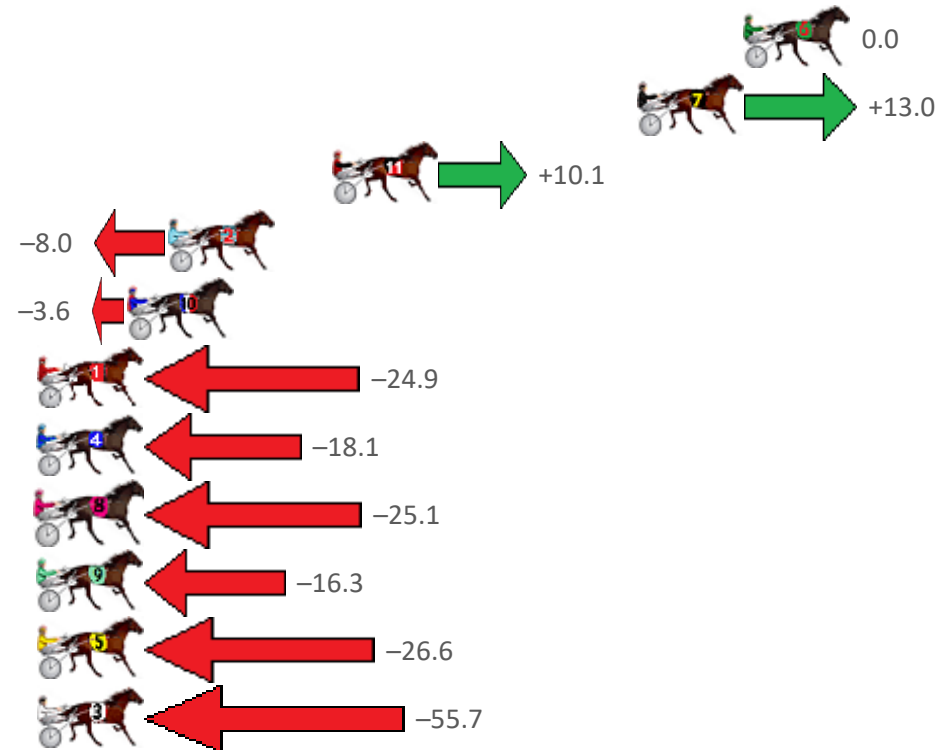
Albion Park Race 1 Distance 2138m

Friday, 8 July 2022

Gross Time: 2:38.60 MileRate: 1:59.40 LeadTime: 38.50s First Qtr: 31.00s Second Qtr: 28.70s Third Qtr: 29.60s Fourth Qtr: 30.80s

No	Horse	Plc	Margin	Time	800Time (W)	400 Time (W)
6	KAR MANOR	1	0.0m	2:38.60	60.40s (0)	30.80s (0)
7	FATHER CHRISTMAS	2	4.2m	2:38.94	59.42s (2)	30.31s (1)
11	RIGONDEAUX	3	16.3m	2:39.91	59.64s (1)	30.84s (1)
2	AURORA	4	22.8m	2:40.44	61.00s (0)	30.94s (0)
10	MILLY AN EYRE	5	24.4m	2:40.57	60.67s (0)	30.63s (0)
1	PADDY PANTS	6	29.9m	2:41.01	62.27s (0)	32.12s (0)
4	THE REAPER	7	31.7m	2:41.15	61.76s (1)	31.07s (1)
8	HELLO JOLENE JOLENE	8	34.9m	2:41.41	62.28s (0)	32.19s (0)
9	MATATOKI	9	37.9m	2:41.65	61.62s (2)	31.47s (2)
5	DOWN UNDER RORS	10	53.2m	2:42.89	62.40s (0)	31.86s (0)
3	MINNIE BOW TIQUE	11	145.7m	2:50.34	64.58s (0)	32.77s (0)

Finish Position and metres gained from 800m



Sectionals
Powered
by



Home of PJ Harness Analyser

Want to know how successful PJ Harness Analyser is?
Click here for regular updates

www.pjdata.com.au admin@pjdata.com.au www.facebook.com/PJHarnessRacing



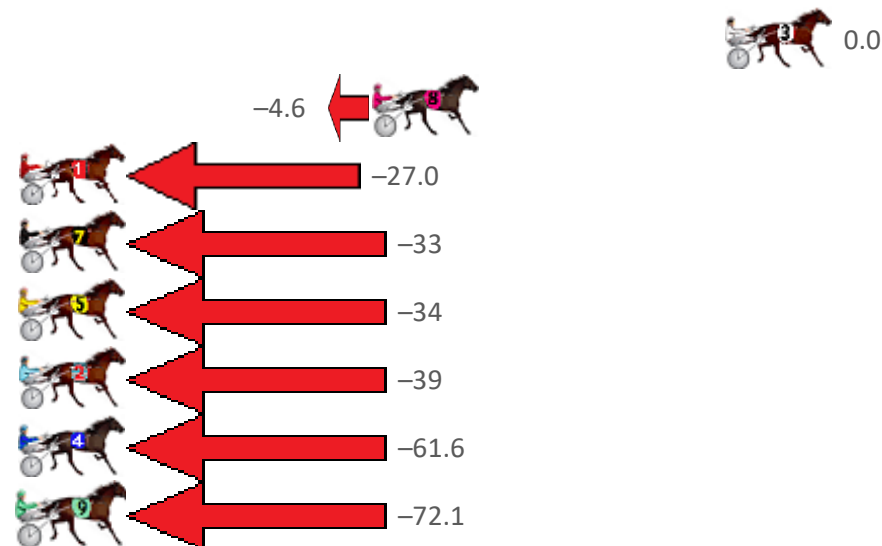
Albion Park Race 2 Distance 1660m

Friday, 8 July 2022

Gross Time: 1:58.70 MileRate: 1:55.10 LeadTime: 3.80s First Qtr: 29.70s Second Qtr: 30.20s Third Qtr: 28.30s Fourth Qtr: 26.70s

NoHorse	Plc	Margin	Time	800Time (W)	400 Time (W)
3 JEWEL MELODY	1	0.0m	1:58.70	55.00s (0)	26.70s (0)
8 MY ULTIMATE JACKO	2	14.0m	1:59.69	55.31s (0)	26.97s (0)
1 MAYWYNS LA NINA	3	31.8m	2:00.94	56.85s (0)	28.43s (0)
7 MISTER DOMINGO	4	52.4m	2:02.39	57.24s (1)	28.27s (1)
5 BLACKJACK BETH	5	57.8m	2:02.77	57.30s (1)	28.27s (1)
2 MULLUM RUBY	6	58.1m	2:02.79	57.62s (0)	28.09s (0)
4 JUSTUNDERTHELIMIT	7	85.8m	2:04.74	59.21s (0)	29.69s (1)
9 PRIORITY BETTING	8	86.5m	2:04.79	59.93s (0)	30.46s (0)

Finish Position and metres gained from 800m



Sectionals
Powered
by



Home of PJ Harness Analyser

Want to know how successful PJ Harness Analyser is?
Click here for regular updates

www.pjdata.com.au admin@pjdata.com.au www.facebook.com/PJHarnessRacing



The Racing Queensland Board (trading as Racing Queensland) and provider are not responsible for the completeness or accuracy of any of the information contained herein, and makes no representations about its suitability for any purpose.

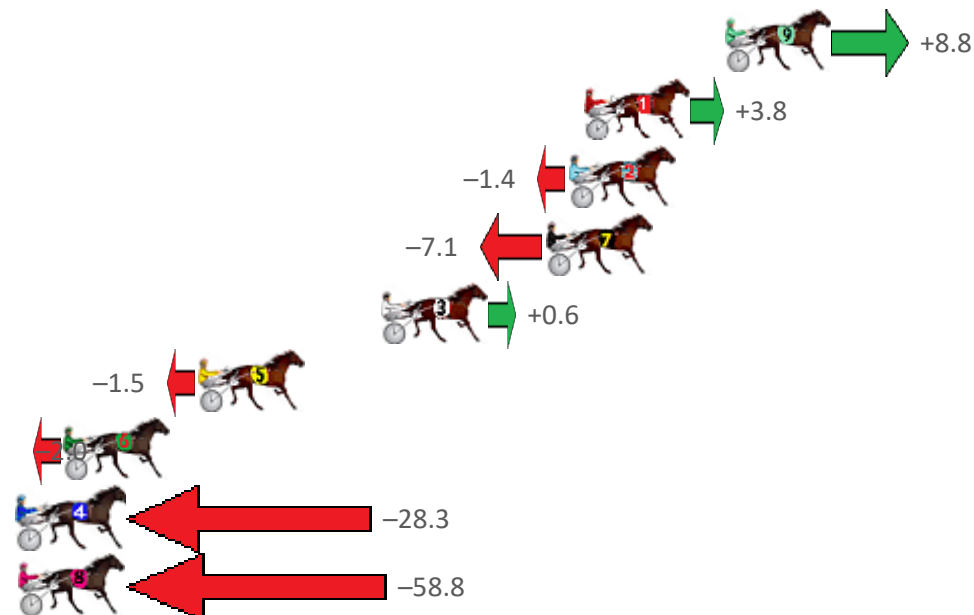
Albion Park Race 3 Distance 1660m

Friday, 8 July 2022

Gross Time: 2:00.60 MileRate: 1:56.90 LeadTime: 3.70s First Qtr: 28.10s Second Qtr: 29.30s Third Qtr: 29.60s Fourth Qtr: 29.90s

NoHorse	Plc	Margin	Time	800Time (W)	400 Time (W)
9 IMA BIRUBI BOY	1	0.0m	2:00.60	58.85s (1)	29.35s (2)
1 FOR NO REASON	2	5.6m	2:01.04	59.22s (0)	29.71s (0)
2 SCHOOPY	3	6.2m	2:01.09	59.60s (0)	30.05s (0)
7 A RAINBOW DANCER	4	7.1m	2:01.16	60.03s (0)	30.43s (0)
3 GRIGORA	5	13.6m	2:01.67	59.46s (1)	30.00s (1)
5 ONLY ONE DON	6	20.9m	2:02.24	59.61s (1)	30.23s (1)
6 RECIPE FOR DREAMING	7	26.2m	2:02.65	59.65s (1)	30.30s (1)
4 BORDERLINE	8	45.7m	2:04.18	61.59s (0)	31.91s (0)
8 HARRY KANE	9	63.4m	2:05.57	63.85s (1)	34.23s (1)

Finish Position and metres gained from 800m



Sectionals
Powered
by



Home of PJ Harness Analyser

Want to know how successful PJ Harness Analyser is?
Click here for regular updates

www.pjdata.com.au admin@pjdata.com.au www.facebook.com/PJHarnessRacing



The Racing Queensland Board (trading as Racing Queensland) and provider are not responsible for the completeness or accuracy of any of the information contained herein, and makes no representations about its suitability for any purpose.

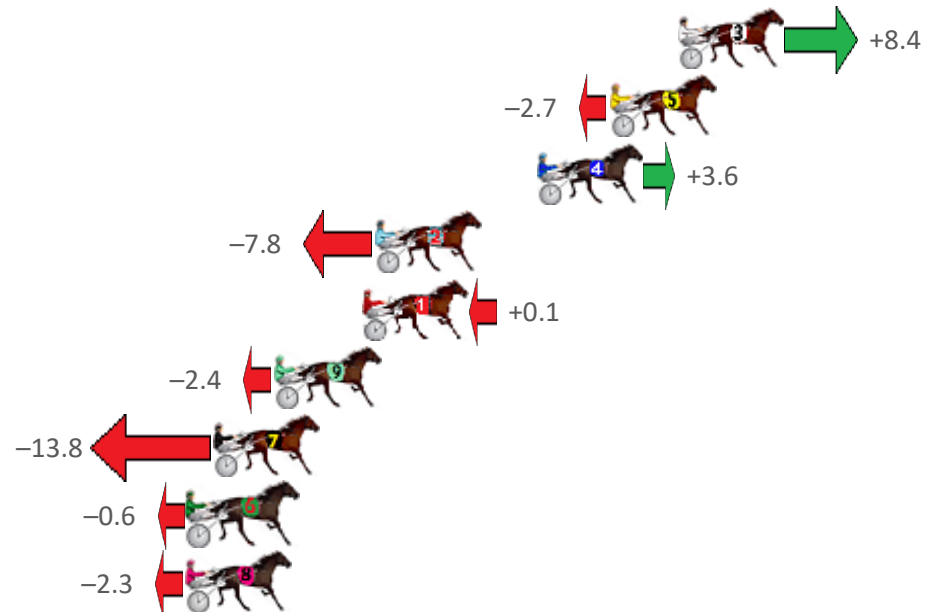
Albion Park Race 4 Distance 2138m

Friday, 8 July 2022

Gross Time: 2:35.10 MileRate: 1:56.70 LeadTime: 36.40s First Qtr: 31.70s Second Qtr: 29.10s Third Qtr: 29.50s Fourth Qtr: 28.40s

NoHorse	Plc	Margin	Time	800Time (W)	400 Time (W)
3 ARTHUR LOWE	1	0.0m	2:35.10	57.30s (0)	27.79s (0)
5 HANDSOME HERO	2	2.7m	2:35.30	58.09s (0)	28.59s (0)
4 DIKERRY	3	5.6m	2:35.52	57.64s (1)	28.17s (2)
2 EH EF EL	4	12.0m	2:36.00	58.46s (0)	28.92s (0)
1 TULHURST ACE	5	12.5m	2:36.03	57.89s (0)	28.41s (0)
9 CANT REFUSE	6	16.0m	2:36.29	58.07s (1)	28.54s (2)
7 SOLE AMBITION	7	18.4m	2:36.47	58.89s (1)	29.19s (1)
6 SOME EXCUSESOMEW	8	19.4m	2:36.55	57.94s (1)	28.46s (2)
8 LETTERKENNY BOY	9	19.5m	2:36.55	58.07s (0)	28.72s (1)

Finish Position and metres gained from 800m



Sectionals
Powered
by



Home of PJ Harness Analyser

Want to know how successful PJ Harness Analyser is?
Click here for regular updates

www.pjdata.com.au admin@pjdata.com.au www.facebook.com/PJHarnessRacing



The Racing Queensland Board (trading as Racing Queensland) and provider are not responsible for the completeness or accuracy of any of the information contained herein, and makes no representations about its suitability for any purpose.

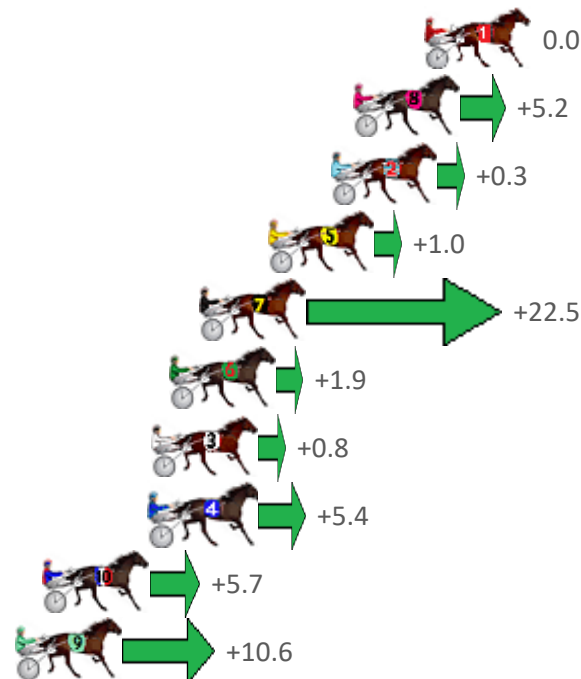
Albion Park Race 5 Distance 1660m

Friday, 8 July 2022

Gross Time: 1:58.90 MileRate: 1:55.30 LeadTime: 3.40s First Qtr: 28.50s Second Qtr: 29.30s Third Qtr: 29.40s Fourth Qtr: 28.30s

No	Horse	Plc	Margin	Time	800Time (W)	400 Time (W)
1	VALKYRIE	1	0.0m	1:58.90	57.70s (0)	28.30s (0)
8	WHATA ROLLER	2	2.8m	1:59.11	57.33s (0)	27.91s (0)
2	JILLIBY JACKPOT	3	3.7m	1:59.18	57.68s (0)	28.26s (0)
5	THE IRISH EAGLE	4	6.2m	1:59.36	57.63s (1)	28.47s (1)
7	HY VOLTAGE	5	8.9m	1:59.56	56.09s (1)	27.93s (1)
6	MACH BRILLIANCE	6	10.1m	1:59.65	57.56s (0)	28.14s (0)
3	THE POOBAH	7	10.8m	1:59.70	57.64s (1)	28.47s (1)
4	JACCKA WALLY	8	10.8m	1:59.70	57.31s (1)	28.50s (2)
10	LETSPLAYUNI	9	15.1m	2:00.02	57.29s (1)	28.48s (2)
9	FAST TRACKER	10	16.2m	2:00.10	56.94s (1)	28.07s (1)

Finish Position and metres gained from 800m



Sectionals
Powered
by



Home of PJ Harness Analyser

Want to know how successful PJ Harness Analyser is?
Click here for regular updates

www.pjdata.com.au admin@pjdata.com.au www.facebook.com/PJHarnessRacing



The Racing Queensland Board (trading as Racing Queensland) and provider are not responsible for the completeness or accuracy of any of the information contained herein, and makes no representations about its suitability for any purpose.

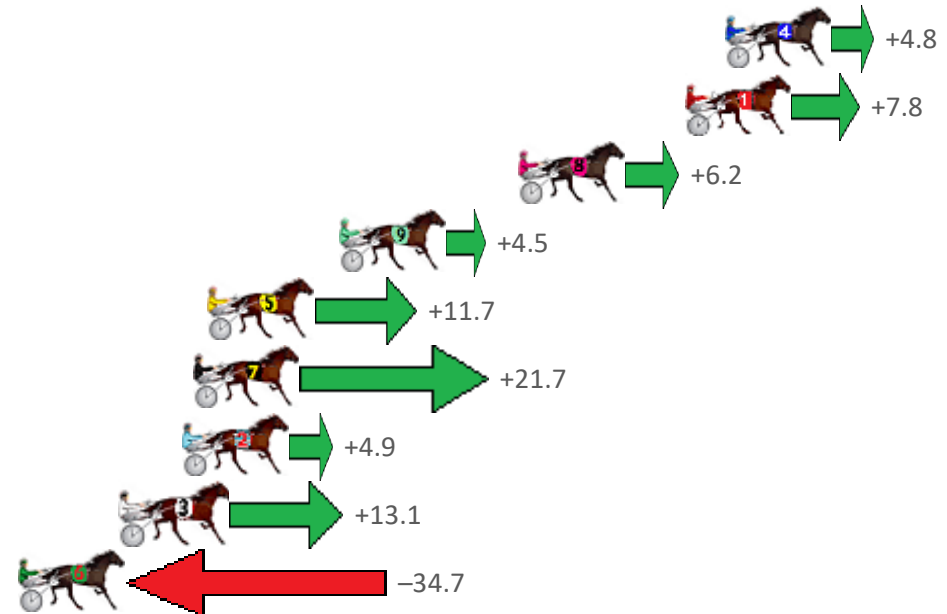
Albion Park Race 6 Distance 1660m

Friday, 8 July 2022

Gross Time: 1:57.40 MileRate: 1:53.80 LeadTime: 3.40s First Qtr: 26.50s Second Qtr: 28.10s Third Qtr: 29.30s Fourth Qtr: 30.10s

No	Horse	Plc	Margin	Time	800Time (W)	400 Time (W)
4	RONALDO	1	0.0m	1:57.40	59.05s (0)	30.10s (0)
1	SPEAK WITH SAM	2	1.6m	1:57.53	58.82s (0)	29.91s (0)
8	FIRST STRING	3	8.2m	1:58.05	58.94s (0)	30.11s (1)
9	EL AGUILA	4	15.3m	1:58.61	59.07s (0)	30.29s (1)
5	PARAVANI	5	20.5m	1:59.02	58.54s (0)	30.14s (0)
7	MAFUTA VAUTIN	6	21.1m	1:59.06	57.80s (0)	29.49s (1)
2	CAPTAIN NEMO	7	21.5m	1:59.09	59.04s (0)	30.20s (1)
3	ROCKNROLL CLASSIC	8	23.9m	1:59.28	58.43s (0)	29.91s (0)
6	SAUCY DREAMS	9	34.7m	2:00.14	61.96s (0)	32.08s (0)

Finish Position and metres gained from 800m



Sectionals
Powered
by



Home of PJ Harness Analyser

Want to know how successful PJ Harness Analyser is?
Click here for regular updates

www.pjdata.com.au admin@pjdata.com.au www.facebook.com/PJHarnessRacing



The Racing Queensland Board (trading as Racing Queensland) and provider are not responsible for the completeness or accuracy of any of the information contained herein, and makes no representations about its suitability for any purpose.


Albion Park Race 7 Distance 2138m

Friday, 8 July 2022

Gross Time: 2:36.20 MileRate: 1:57.60 LeadTime: 37.40s First Qtr: 31.60s Second Qtr: 30.10s Third Qtr: 28.90s Fourth Qtr: 28.20s

No	Horse	Plc	Margin	Time	800Time (W)	400 Time (W)
6	LANAI	1	0.0m	2:36.20	57.10s (0)	28.20s (0)
3	IMMER BESSER	2	2.3m	2:36.37	56.97s (0)	28.04s (0)
8	MY ULTIMATE JOHNNY	3	3.0m	2:36.42	56.43s (2)	27.72s (3)
11	UPTOWN BEACHGIRL	4	17.8m	2:37.52	58.05s (1)	29.06s (1)
10	ARTISTIC SAINT	5	22.1m	2:37.84	57.49s (2)	28.71s (2)
1	BETTERTHANLEGO	6	25.5m	2:38.09	58.30s (0)	29.31s (0)
4	ROCKINDOWNUNDER	7	26.3m	2:38.15	58.36s (1)	29.38s (1)
7	AMUSED	8	27.5m	2:38.24	57.85s (1)	29.05s (0)
9	ZARAS A TREASURE	9	28.0m	2:38.27	58.18s (1)	29.17s (1)
2	ORATORIA	10	48.4m	2:39.79	59.95s (2)	30.93s (2)
12	SAYITAINTSO JOE	11	92.5m	2:43.05	62.74s (0)	32.72s (0)

Finish Position and metres gained from 800m



Sectionals
Powered
by



Home of PJ Harness Analyser

Want to know how successful PJ Harness Analyser is?
Click here for regular updates

www.pjdata.com.au admin@pjdata.com.au www.facebook.com/PJHarnessRacing



The Racing Queensland Board (trading as Racing Queensland) and provider are not responsible for the completeness or accuracy of any of the information contained herein, and makes no representations about its suitability for any purpose.

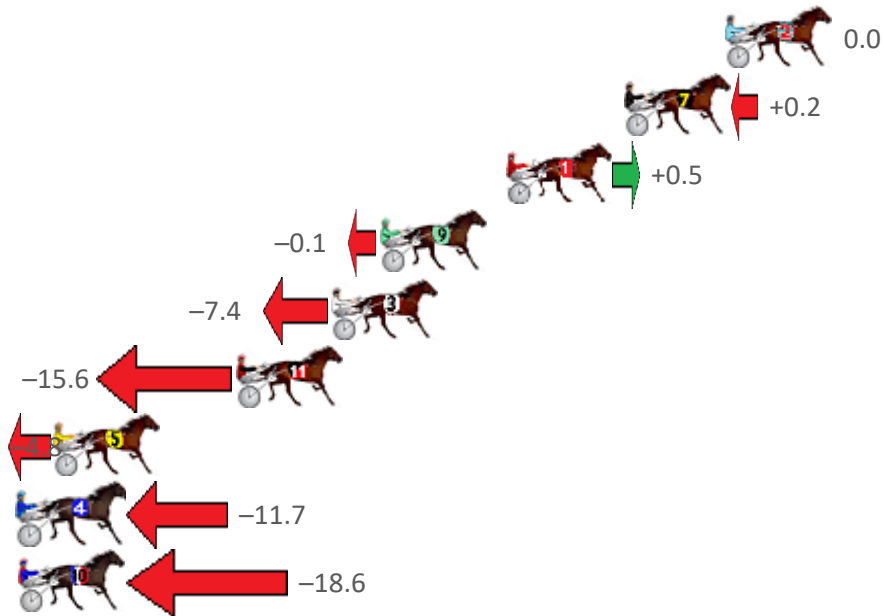
Albion Park Race 8 Distance 2138m

Friday, 8 July 2022

Gross Time: 2:35.60 MileRate: 1:57.10 LeadTime: 38.10s First Qtr: 31.10s Second Qtr: 29.80s Third Qtr: 29.40s Fourth Qtr: 27.20s

NoHorse	Plc	Margin	Time	800Time (W)	400 Time (W)
2 COVER GIRL	1	0.0m	2:35.60	56.60s (0)	27.20s (0)
7 FRANCO NANDOR	2	4.0m	2:35.89	56.59s (0)	27.19s (0)
1 PARAMA	3	8.7m	2:36.22	56.56s (0)	27.13s (0)
9 SOHO RHAPSODY	4	13.7m	2:36.58	56.61s (0)	27.18s (0)
3 COPPERFIELD	5	15.6m	2:36.72	57.12s (1)	27.69s (1)
11 THE GROGFATHER	6	19.4m	2:36.99	57.70s (1)	28.30s (1)
5 MUMMYS BOY	7	26.6m	2:37.51	56.94s (1)	27.47s (1)
4 MISTER DIAMOND	8	28.9m	2:37.67	57.42s (1)	27.98s (1)
10 SPORT MENTAL	9	31.2m	2:37.83	57.91s (1)	28.44s (1)

Finish Position and metres gained from 800m



Sectionals
Powered
by



Home of PJ Harness Analyser

Want to know how successful PJ Harness Analyser is?
Click here for regular updates

www.pjdata.com.au admin@pjdata.com.au www.facebook.com/PJHarnessRacing



The Racing Queensland Board (trading as Racing Queensland) and provider are not responsible for the completeness or accuracy of any of the information contained herein, and makes no representations about its suitability for any purpose.

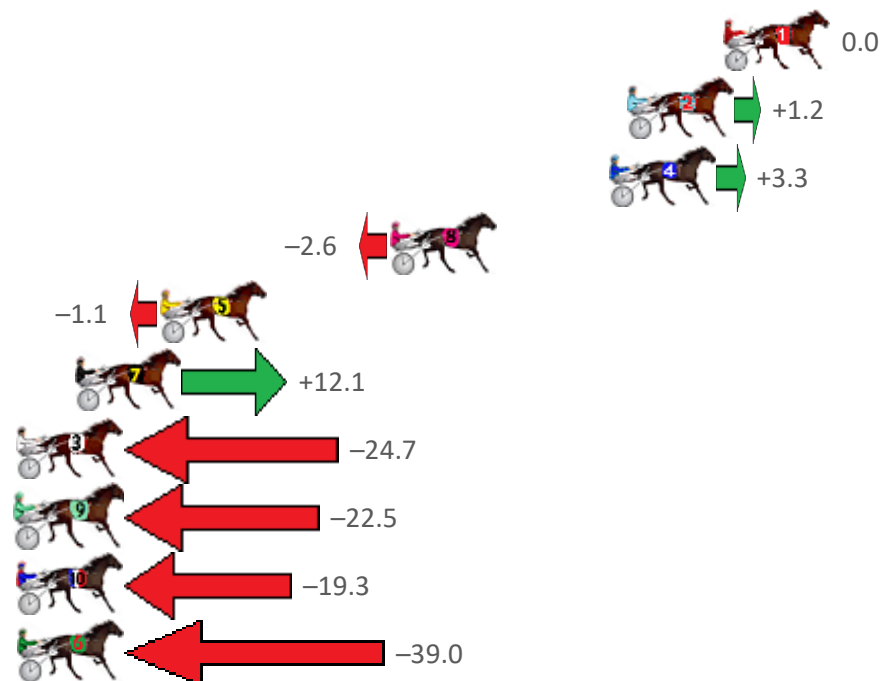
Albion Park Race 9 Distance 1660m

Friday, 8 July 2022

Gross Time: 1:55.80 MileRate: 1:52.30 LeadTime: 3.40s First Qtr: 27.40s Second Qtr: 27.90s Third Qtr: 28.70s Fourth Qtr: 28.40s

NoHorse	Plc	Margin	Time	800Time (W)	400 Time (W)
1 BONNIE PRINCE LOUIS	1	0.0m	1:55.80	57.10s (0)	28.40s (0)
2 MY ULTIMATE CHEVRO	2	3.8m	1:56.08	57.01s (0)	28.37s (0)
4 MUSCLE BART	3	4.5m	1:56.14	56.87s (1)	28.42s (2)
8 FLO RYDA	4	13.2m	1:56.78	57.28s (0)	28.71s (0)
5 TEE RAVELLING	5	22.3m	1:57.46	57.18s (0)	29.03s (0)
7 ALWAYS BME	6	25.7m	1:57.72	56.24s (0)	28.24s (1)
3 MI FURIOSO TORO	7	28.1m	1:57.90	58.85s (1)	30.20s (1)
9 DELIGHTFUL REASON	8	36.3m	1:58.51	58.70s (1)	30.21s (1)
10 ITZ CHEROKEE JACK	9	38.9m	1:58.70	58.47s (1)	30.29s (2)
6 KATACHA MAN	10	72.2m	2:01.19	59.87s (0)	31.28s (0)

Finish Position and metres gained from 800m



Sectionals
Powered
by



Home of PJ Harness Analyser

Want to know how successful PJ Harness Analyser is?
Click here for regular updates

www.pjdata.com.au admin@pjdata.com.au www.facebook.com/PJHarnessRacing

