


Albion Park Race 1 Distance 1660m

Tuesday, 12 July 2022

Gross Time: 1:58.10 MileRate: 1:54.50 LeadTime: 3.50s First Qtr: 27.40s Second Qtr: 30.80s Third Qtr: 28.40s Fourth Qtr: 28.00s

No	Horse	Plc	Margin	Time	800Time (W)	400 Time (W)
2	MR IBIZA	1	0.0m	1:58.10	56.40s (0)	28.00s (0)
1	HEZ ON THE BUZZER	2	16.6m	1:59.32	56.93s (0)	28.47s (0)
7	ISOLATION	3	16.8m	1:59.34	57.24s (1)	28.79s (1)
5	ALLMIGHTY MAX	4	18.1m	1:59.43	57.35s (0)	28.87s (0)
8	DANCE IN THE SUN	5	18.9m	1:59.49	56.79s (0)	28.31s (0)
10	HES SWEET	6	19.0m	1:59.50	56.72s (1)	28.31s (2)
6	FIRE AND ICE	7	22.9m	1:59.79	56.72s (1)	28.29s (2)
9	TORQUE ONETWOTHRE	8	27.6m	2:00.13	57.03s (0)	28.57s (0)
4	SLICK SOPHIE	9	30.2m	2:00.32	57.80s (1)	29.24s (1)

Finish Position and metres gained from 800m



Sectionals
Powered
by



Home of PJ Harness Analyser

Want to know how successful PJ Harness Analyser is?
Click here for regular updates

www.pjdata.com.au admin@pjdata.com.au www.facebook.com/PJHarnessRacing



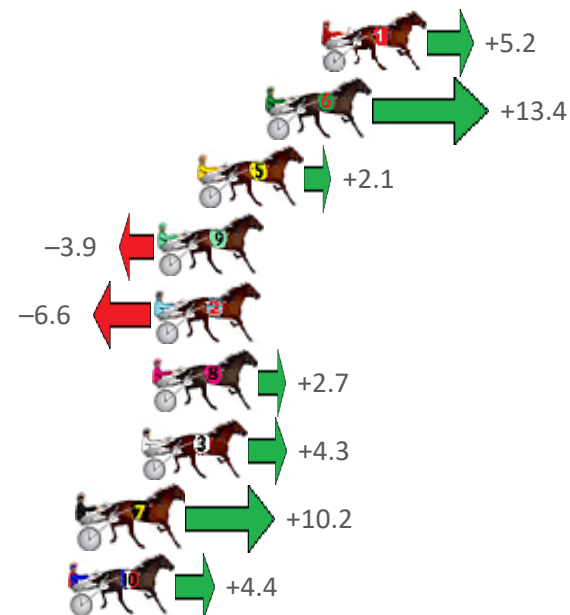
Albion Park Race 2 Distance 1660m

Tuesday, 12 July 2022

Gross Time: 1:59.00 MileRate: 1:55.30 LeadTime: 3.50s First Qtr: 27.10s Second Qtr: 29.90s Third Qtr: 29.20s Fourth Qtr: 29.30s

NoHorse	Plc	Margin	Time	800Time (W)	400 Time (W)
1 CALA JANE	1	0.0m	1:59.00	58.12s (0)	28.98s (0)
6 MISTERY ROAD	2	2.2m	1:59.17	57.53s (1)	28.89s (2)
5 YOUNG CONQUEROR	3	4.9m	1:59.38	58.35s (1)	29.32s (1)
9 FLYING ART	4	6.5m	1:59.50	58.78s (1)	29.76s (1)
2 STRONG RESPONSE	5	6.6m	1:59.51	58.98s (0)	29.78s (0)
8 BOMB SUIT	6	6.7m	1:59.51	58.30s (0)	29.16s (0)
3 HE SAID SHE SAID	7	7.1m	1:59.55	58.19s (1)	29.57s (2)
7 DOCTA FEELGOOD	8	9.6m	1:59.74	57.76s (1)	29.14s (2)
10 JIGAMAROO	9	10.0m	1:59.77	58.18s (0)	29.36s (1)

Finish Position and metres gained from 800m



Sectionals
Powered
by



Home of PJ Harness Analyser

Want to know how successful PJ Harness Analyser is?
Click here for regular updates

www.pjdata.com.au admin@pjdata.com.au www.facebook.com/PJHarnessRacing



The Racing Queensland Board (trading as Racing Queensland) and provider are not responsible for the completeness or accuracy of any of the information contained herein, and makes no representations about its suitability for any purpose.

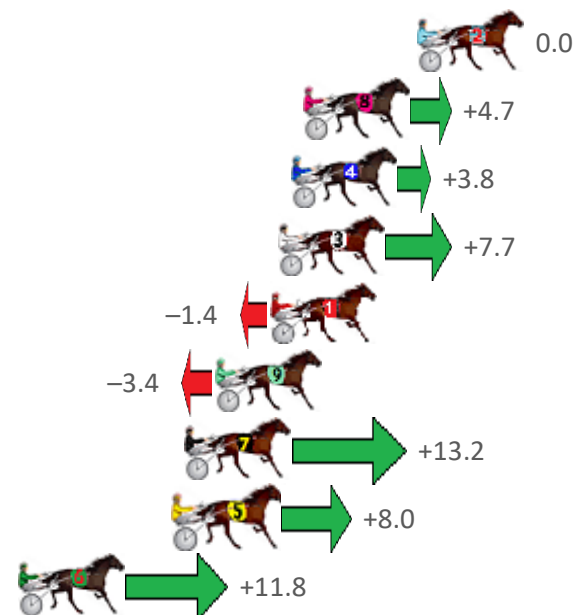
Albion Park Race 3 Distance 1660m

Tuesday, 12 July 2022

Gross Time: 1:59.90 MileRate: 1:56.20 LeadTime: 3.50s First Qtr: 27.40s Second Qtr: 30.60s Third Qtr: 29.50s Fourth Qtr: 28.90s

NoHorse	Plc	Margin	Time	800Time (W)	400 Time (W)
2 CHAL BE	1	0.0m	1:59.90	58.40s (0)	28.90s (0)
8 ROCKNHOLME	2	4.5m	2:00.24	58.06s (0)	28.58s (0)
4 LITTLELIONELJAMES	3	5.0m	2:00.28	58.12s (1)	28.89s (2)
3 AYE AYE CAPTAIN	4	5.5m	2:00.32	57.84s (1)	28.61s (2)
1 REDBANK MOLLY	5	5.8m	2:00.34	58.50s (0)	28.99s (0)
9 DIGYOURHEELSIN	6	8.0m	2:00.51	58.65s (1)	29.24s (1)
7 FIREHOUSE	7	9.2m	2:00.60	57.44s (1)	28.22s (1)
5 LUXURY LAD	8	9.6m	2:00.63	57.82s (1)	28.66s (1)
6 LEANDER	9	15.8m	2:01.10	57.54s (1)	28.51s (0)

Finish Position and metres gained from 800m



Sectionals
Powered
by



Home of PJ Harness Analyser

Want to know how successful PJ Harness Analyser is?
Click here for regular updates

www.pjdata.com.au admin@pjdata.com.au www.facebook.com/PJHarnessRacing



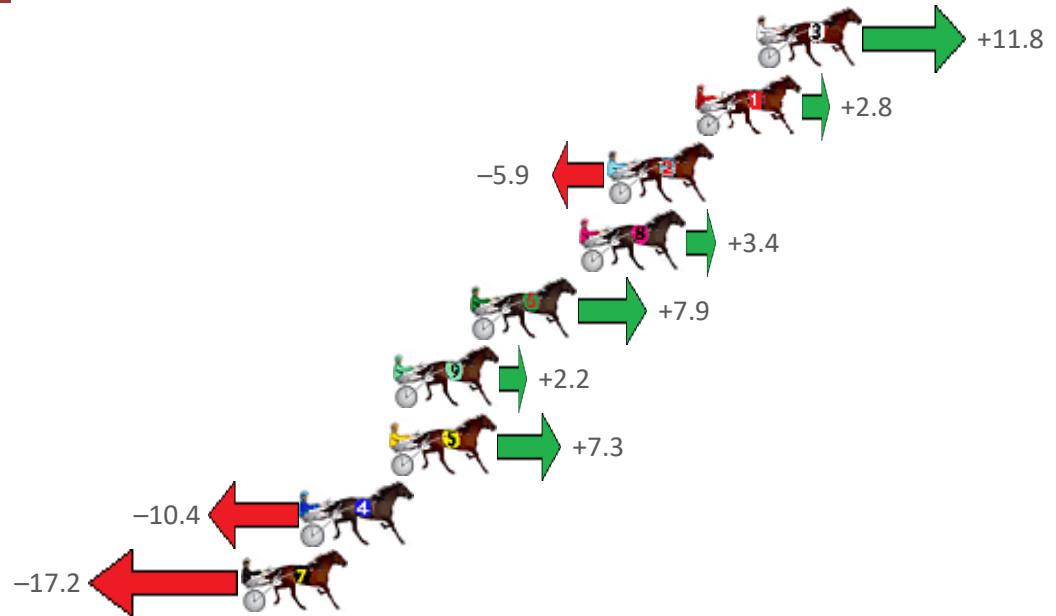
Albion Park Race 4 Distance 1660m

Tuesday, 12 July 2022

Gross Time: 1:58.00 MileRate: 1:54.40 LeadTime: 3.50s First Qtr: 27.70s Second Qtr: 29.20s Third Qtr: 28.40s Fourth Qtr: 29.20s

NoHorse	Plc	Margin	Time	800Time (W)	400 Time (W)
3 CHAMONIX	1	0.0m	1:58.00	56.76s (1)	28.31s (2)
1 HECTOR	2	2.4m	1:58.18	57.40s (0)	29.03s (0)
2 HY VOLTAGE	3	5.9m	1:58.45	58.02s (0)	29.63s (0)
8 DUKKAH	4	7.0m	1:58.54	57.36s (0)	29.01s (0)
6 FALCONS	5	11.3m	1:58.87	57.03s (0)	28.99s (1)
9 REGULUS	6	14.4m	1:59.10	57.44s (1)	29.05s (2)
5 DELIGHTFUL REASON	7	14.5m	1:59.11	57.08s (1)	28.79s (1)
4 BE MY ROCK	8	18.0m	1:59.38	58.34s (1)	29.90s (1)
7 GIRLS ARE BEST	9	20.4m	1:59.56	58.83s (1)	30.42s (1)

Finish Position and metres gained from 800m



Sectionals
Powered
by



Home of PJ Harness Analyser

Want to know how successful PJ Harness Analyser is?
Click here for regular updates

www.pjdata.com.au admin@pjdata.com.au www.facebook.com/PJHarnessRacing



The Racing Queensland Board (trading as Racing Queensland) and provider are not responsible for the completeness or accuracy of any of the information contained herein, and makes no representations about its suitability for any purpose.

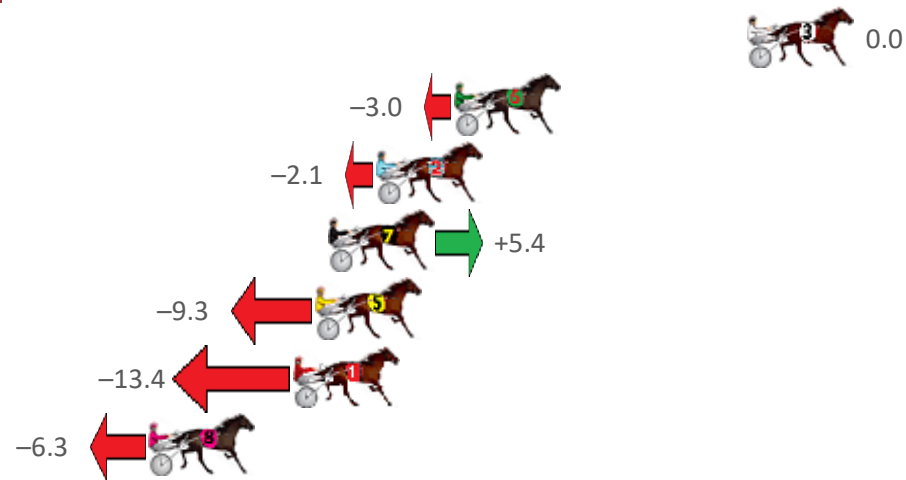
Albion Park Race 5 Distance 2138m

Tuesday, 12 July 2022

Gross Time: 2:33.80 MileRate: 1:55.80 LeadTime: 37.20s First Qtr: 29.50s Second Qtr: 29.40s Third Qtr: 27.90s Fourth Qtr: 29.80s

NoHorse	Plc	Margin	Time	800Time (W)	400 Time (W)
3 SQUIRE	1	0.0m	2:33.80	57.70s (0)	29.80s (0)
6 MAFUTA VAUTIN	2	11.6m	2:34.71	57.92s (0)	29.43s (1)
2 BELLA BALL TERROR	3	14.7m	2:34.95	57.85s (1)	29.96s (1)
7 ROCK BOTTOM	4	16.6m	2:35.10	57.31s (1)	29.44s (2)
5 MOHS EM DOWN	5	17.1m	2:35.14	58.37s (1)	30.44s (0)
1 GOTTASHOPEARLY	6	18.0m	2:35.21	58.66s (0)	30.20s (0)
8 HIDDEN COURAGE	7	23.7m	2:35.65	58.15s (1)	30.28s (2)

Finish Position and metres gained from 800m



Sectionals
Powered
by



Home of PJ Harness Analyser

Want to know how successful PJ Harness Analyser is?
Click here for regular updates

www.pjdata.com.au admin@pjdata.com.au www.facebook.com/PJHarnessRacing



The Racing Queensland Board (trading as Racing Queensland) and provider are not responsible for the completeness or accuracy of any of the information contained herein, and makes no representations about its suitability for any purpose.

Albion Park Race 6 Distance 1660m

Tuesday, 12 July 2022

Gross Time: 1:59.70 MileRate: 1:56.10 LeadTime: 3.30s First Qtr: 28.40s Second Qtr: 32.30s Third Qtr: 28.50s Fourth Qtr: 27.20s

NoHorse	Plc	Margin	Time	800Time (W)	400 Time (W)
6 UNCLE SHANK	1	0.0m	1:59.70	55.70s (0)	27.20s (0)
4 ROCKS OR DIAMONDS	2	0.4m	1:59.73	55.42s (0)	26.92s (0)
2 IAMAJOYRIDE	3	15.5m	2:00.81	55.89s (0)	27.36s (0)
3 AUNTY BELLA	4	16.8m	2:00.90	55.73s (1)	27.81s (1)
1 OUR BONDI BEACH	5	18.3m	2:01.01	56.37s (0)	27.83s (0)
5 JUST ROKIN	6	26.5m	2:01.60	56.05s (1)	28.07s (1)

Finish Position and metres gained from 800m



Sectionals
Powered
by



Home of PJ Harness Analyser

Want to know how successful PJ Harness Analyser is?
Click here for regular updates

www.pjdata.com.au admin@pjdata.com.au www.facebook.com/PJHarnessRacing



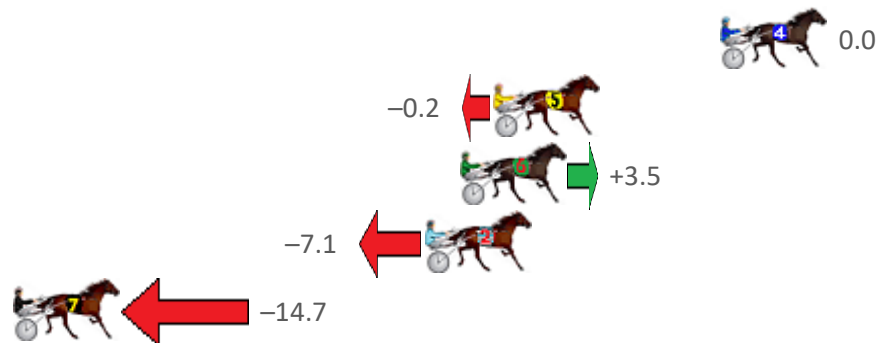
Albion Park Race 7 Distance 1660m

Tuesday, 12 July 2022

Gross Time: 2:00.50 MileRate: 1:56.80 LeadTime: 3.60s First Qtr: 29.80s Second Qtr: 31.10s Third Qtr: 28.40s Fourth Qtr: 27.60s

NoHorse	Plc	Margin	Time	800Time (W)	400 Time (W)
4 FOR REAL LIFE	1	0.0m	2:00.50	56.00s (0)	27.60s (0)
5 CARTER GRANT	2	9.0m	2:01.15	56.01s (0)	27.59s (0)
6 LADY DIGBY	3	10.3m	2:01.25	55.76s (0)	27.35s (0)
2 MIKI MAGIC	4	11.7m	2:01.35	56.49s (0)	28.11s (0)
7 DOLLAR BUCKS	5	40.1m	2:03.41	57.02s (0)	28.97s (0)

Finish Position and metres gained from 800m



Sectionals
Powered
by



Home of PJ Harness Analyser

Want to know how successful PJ Harness Analyser is?
Click here for regular updates

www.pjdata.com.au admin@pjdata.com.au www.facebook.com/PJHarnessRacing




Albion Park Race 8 Distance 1660m

Tuesday, 12 July 2022

Gross Time: 1:59.90 MileRate: 1:56.20 LeadTime: 3.70s First Qtr: 28.30s Second Qtr: 31.90s Third Qtr: 28.70s Fourth Qtr: 27.30s

NoHorse	Plc	Margin	Time	800Time (W)	400 Time (W)
5 LEITHEN BURN	1	0.0m	1:59.90	56.00s (0)	27.30s (0)
4 JUDGE JUJON	2	9.4m	2:00.58	56.33s (0)	27.61s (0)
1 HARLEY BLUE	3	15.3m	2:01.00	56.44s (0)	27.70s (0)
8 BORSELLINO	4	17.4m	2:01.15	56.18s (0)	27.50s (0)
6 TORQUE TOTHE MUSIC	5	19.1m	2:01.27	57.20s (1)	28.50s (1)
7 MASTER CHARLES	6	27.2m	2:01.85	57.17s (1)	28.25s (2)
3 MY ULTIMATE VICTOR	7	32.7m	2:02.25	57.84s (1)	28.87s (1)

Finish Position and metres gained from 800m



Sectionals
Powered
by



Home of PJ Harness Analyser

Want to know how successful PJ Harness Analyser is?
Click here for regular updates

www.pjdata.com.au admin@pjdata.com.au www.facebook.com/PJHarnessRacing



The Racing Queensland Board (trading as Racing Queensland) and provider are not responsible for the completeness or accuracy of any of the information contained herein, and makes no representations about its suitability for any purpose.

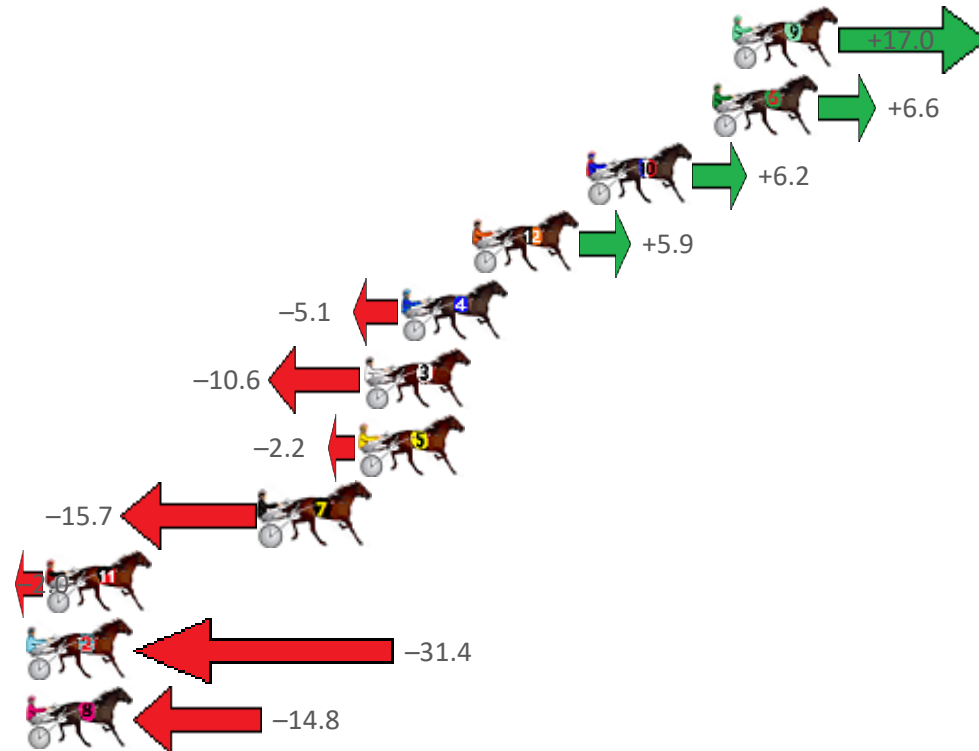
Albion Park Race 9 Distance 2138m

Tuesday, 12 July 2022

Gross Time: 2:49.30 MileRate: 2:06.30 LeadTime: 44.80s First Qtr: 33.20s Second Qtr: 32.00s Third Qtr: 29.60s Fourth Qtr: 29.70s

No	Horse	Plc	Margin	Time	800Time (W)	400 Time (W)
9	KING OF THE NORTH	1	0.0m	2:49.30	58.05s (0)	28.52s (1)
6	PADDY PANTS	2	0.8m	2:49.36	58.81s (1)	29.76s (0)
10	SHEGOTSASS	3	5.8m	2:49.75	58.84s (1)	29.60s (2)
12	CARNERA	4	10.3m	2:50.10	58.87s (1)	29.60s (2)
4	DEAD SET MUSCLE	5	13.1m	2:50.32	59.68s (0)	29.44s (0)
3	SONETTO	6	14.6m	2:50.44	60.08s (0)	29.88s (0)
5	WILLIS GRAHAM	7	14.8m	2:50.45	59.46s (0)	29.95s (1)
7	MISSY NOVA	8	18.7m	2:50.76	60.46s (1)	30.56s (1)
11	MAJESTIC SPEED	9	27.2m	2:51.42	59.45s (1)	30.19s (1)
2	MISTER CHISHOLM	10	31.4m	2:51.74	61.61s (0)	31.46s (0)
8	NO TRANSACTIONS	11	35.4m	2:52.06	60.39s (1)	30.41s (0)

Finish Position and metres gained from 800m



Sectionals
Powered
by



Home of PJ Harness Analyser

Want to know how successful PJ Harness Analyser is?
Click here for regular updates

www.pjdata.com.au admin@pjdata.com.au www.facebook.com/PJHarnessRacing



The Racing Queensland Board (trading as Racing Queensland) and provider are not responsible for the completeness or accuracy of any of the information contained herein, and makes no representations about its suitability for any purpose.

Albion Park Race 10 Distance 1628m

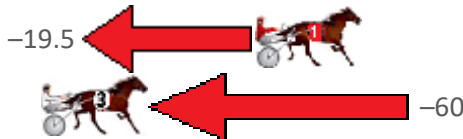
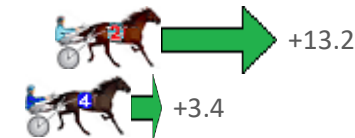
Tuesday, 12 July 2022

Gross Time: 2:05.60 MileRate: 2:04.10 LeadTime: 2.80s First Qtr: 30.80s Second Qtr: 31.30s Third Qtr: 30.50s Fourth Qtr: 30.20s

NoHorse	Plc	Margin	Time	800Time (W)	400 Time (W)
---------	-----	--------	------	-------------	--------------

2 NELLIE JOY	1	0.0m	2:05.60	59.70s (0)	29.57s (0)
4 HOLD MY HAT DOUG	2	1.2m	2:05.69	60.44s (0)	29.97s (0)
1 MISS MEMPHIS	3	19.5m	2:07.14	62.17s (0)	31.66s (0)
3 YSMIR	4	139.5m	2:16.63	65.19s (0)	32.41s (0)

Finish Position and metres gained from 800m



Sectionals
Powered
by



Home of PJ Harness Analyser

Want to know how successful PJ Harness Analyser is?
Click here for regular updates

www.pjdata.com.au admin@pjdata.com.au www.facebook.com/PJHarnessRacing

