

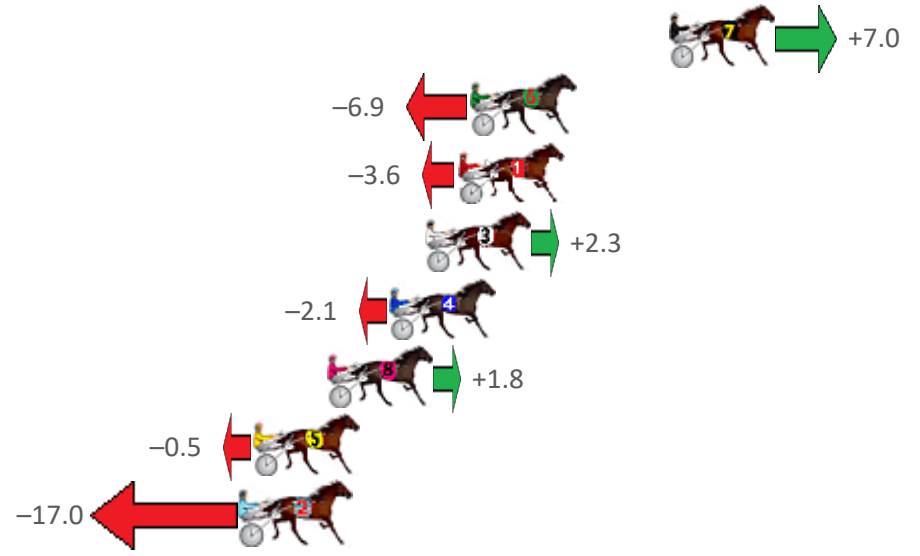
# Redcliffe Race 1 Distance 1780m

Thursday, 1 September 2022

Gross Time: 2:15.90 MileRate: 2:02.80 LeadTime: 11.60s First Qtr: 31.30s Second Qtr: 31.30s Third Qtr: 30.70s Fourth Qtr: 31.00s

No Horse	Plc	Mar	800 Posi	400 Posi	Time	3rd Qtr	4th Qtr
7 FILLY THIRTEEN	1	0.0m	7.0m (1)	5.2m (2)	2:15.90	30.56s	30.60s
6 RAINBOW CLASSIC	2	7.9m	1.0m (1)	3.4m (1)	2:16.54	30.88s	31.35s
1 EXWHYGEETEE	3	8.4m	4.8m (0)	6.0m (0)	2:16.58	30.79s	31.18s
3 ESSO KAY ESS	4	9.7m	12.0m (1)	11.0m (1)	2:16.69	30.62s	30.90s
4 MAGIC NITRO	5	11.1m	9.0m (0)	10.6m (0)	2:16.80	30.82s	31.04s
8 ONLY CHANGE	6	13.6m	15.4m (0)	15.6m (2)	2:17.00	30.72s	30.85s
5 WHISKY BANDIT	7	16.5m	16.0m (1)	10.2m (2)	2:17.24	30.25s	31.49s
2 HURRIKANE MEL	8	17.0m	0.0m (0)	0.0m (0)	2:17.28	30.69s	32.31s

Finish Position and metres gained from 800m





**Home of PJ Harness Analyser**

Want to know how successful PJ Harness Analyser is?  
Click here for regular updates

[www.pjdata.com.au](http://www.pjdata.com.au)   
 [admin@pjdata.com.au](mailto:admin@pjdata.com.au)   
 [www.facebook.com/PJHarnessRacing](https://www.facebook.com/PJHarnessRacing)



RISE Digital, Harness Racing Australia nor the provider accepts any responsibility for the completeness or accuracy of any of the information contained herein, and makes no representations about its suitability for any particular purpose. Users should make their own judgements about those matters and/or seek independent advice. You assume all risks associated with use of data provided on this page

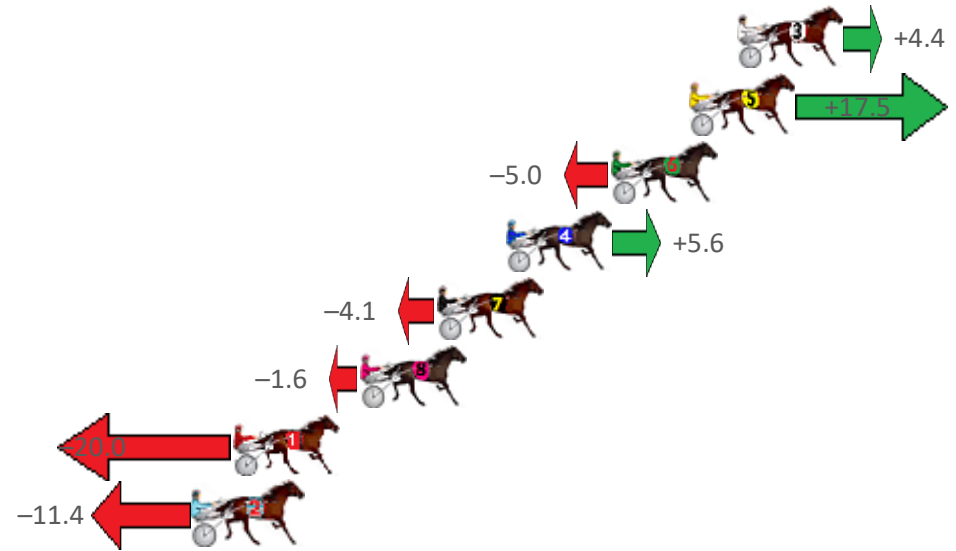
# Redcliffe Race 2 Distance 2040m

Thursday, 1 September 2022

Gross Time: 2:32.10 MileRate: 2:00.00 LeadTime: 32.70s First Qtr: 30.40s Second Qtr: 29.90s Third Qtr: 29.10s Fourth Qtr: 30.00s

No Horse	Plc	Mar	800 Posi	400 Posi	Time	3rd Qtr	4th Qtr
3 CALL ME TRISH	1	0.0m	4.4m (1)	4.4m (1)	2:32.10	29.10s	29.67s
5 HEAVENLY WISDOM	2	1.9m	19.4m (1)	9.0m (1)	2:32.25	28.34s	29.47s
6 TRACER BULLET	3	5.0m	0.0m (1)	0.0m (1)	2:32.49	29.09s	30.37s
4 SARIE MARAIS	4	9.2m	14.8m (1)	13.6m (1)	2:32.82	29.02s	29.67s
7 SWINGING GEORGE	5	11.9m	7.8m (0)	4.4m (0)	2:33.04	28.84s	30.56s
8 STUDLEIGH WILL	6	15.0m	13.4m (0)	9.6m (0)	2:33.28	28.81s	30.40s
1 MAJOR TRALEE	7	20.0m	0.0m (0)	0.2m (0)	2:33.67	29.09s	31.48s
2 OFFICE BAD BOY	8	21.6m	10.2m (1)	18.6m (1)	2:33.80	29.71s	30.22s

Finish Position and metres gained from 800m





### Home of PJ Harness Analyser

Want to know how successful PJ Harness Analyser is?  
[Click here for regular updates](#)

[www.pjdata.com.au](http://www.pjdata.com.au)   
 [admin@pjdata.com.au](mailto:admin@pjdata.com.au)   
 [www.facebook.com/PJHarnessRacing](https://www.facebook.com/PJHarnessRacing)



RISE Digital, Harness Racing Australia nor the provider accepts any responsibility for the completeness or accuracy of any of the information contained herein, and makes no representations about its suitability for any particular purpose. Users should make their own judgements about those matters and/or seek independent advice. You assume all risks associated with use of data provided on this page

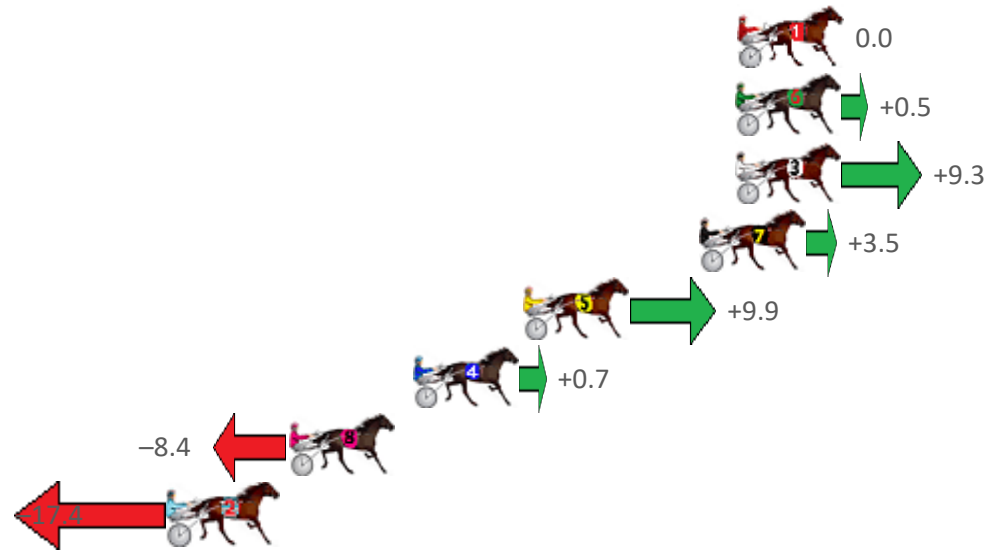
# Redcliffe Race 3 Distance 2040m

Thursday, 1 September 2022

Gross Time: 2:31.20 MileRate: 1:59.20 LeadTime: 31.20s First Qtr: 30.90s Second Qtr: 31.50s Third Qtr: 28.50s Fourth Qtr: 29.10s

No Horse	Plc	Mar	800 Posi	400 Posi	Time	3rd Qtr	4th Qtr
1 OUR BOY ROY	1	0.0m	0.0m (0)	1.4m (0)	2:31.20	28.60s	29.00s
6 SHADYS CULLECT	2	0.1m	0.6m (1)	0.0m (1)	2:31.21	28.46s	29.11s
3 PURPLE SHADES	3	0.1m	9.4m (0)	11.4m (0)	2:31.21	28.65s	28.28s
7 SHESA POCKETROCK	4	1.5m	5.0m (0)	6.8m (0)	2:31.31	28.63s	28.72s
5 MISTERRIODEJANEIR	5	8.5m	18.4m (1)	14.6m (1)	2:31.85	28.23s	28.66s
4 SHEZ GOT BLING	6	12.9m	13.6m (1)	14.8m (3)	2:32.18	28.59s	28.96s
8 BETTING BARON	7	17.8m	9.4m (1)	10.8m (2)	2:32.56	28.60s	29.61s
2 IM A CLASSY GIRL	8	22.6m	5.2m (1)	10.2m (1)	2:32.93	28.85s	30.00s

Finish Position and metres gained from 800m





### Home of PJ Harness Analyser

Want to know how successful PJ Harness Analyser is?  
[Click here for regular updates](#)

[www.pjdata.com.au](http://www.pjdata.com.au)   
 [admin@pjdata.com.au](mailto:admin@pjdata.com.au)   
 [www.facebook.com/PJHarnessRacing](https://www.facebook.com/PJHarnessRacing)



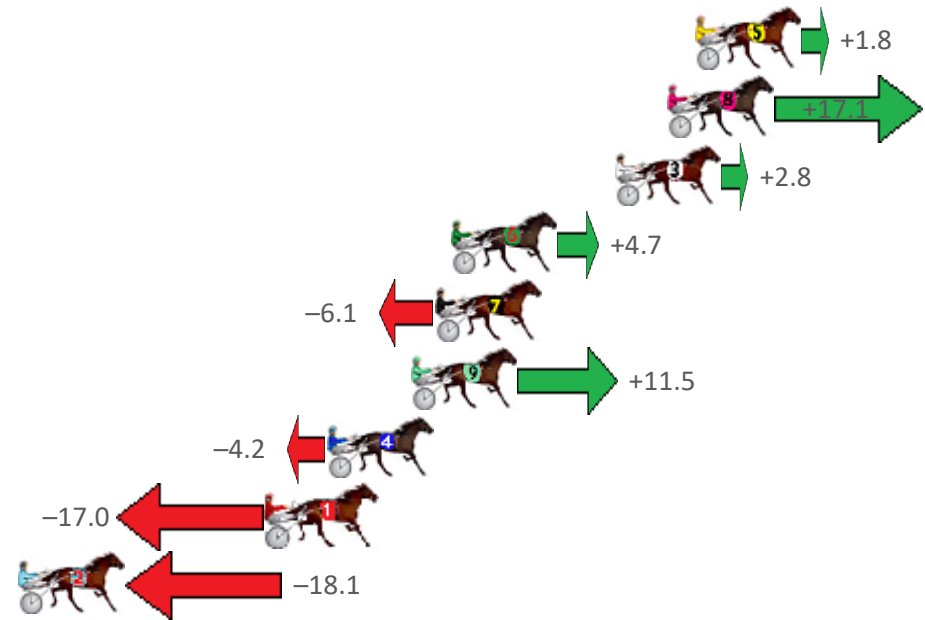
# Redcliffe Race 4 Distance 1780m

Thursday, 1 September 2022

Gross Time: 2:14.30 MileRate: 2:01.50 LeadTime: 11.50s First Qtr: 31.10s Second Qtr: 32.50s Third Qtr: 29.80s Fourth Qtr: 29.40s

No Horse	Plc	Mar	800 Posi	400 Posi	Time	3rd Qtr	4th Qtr
5 DUKE	1	0.0m	1.8m (1)	2.8m (1)	2:14.30	29.87s	29.20s
8 FEELGOOD EXPRESS	2	1.1m	18.2m (2)	4.8m (2)	2:14.38	28.81s	29.13s
3 ELPINE SALLY	3	3.2m	6.0m (1)	6.8m (1)	2:14.55	29.86s	29.14s
6 CHASIN DREAMZ	4	9.7m	14.4m (1)	14.4m (2)	2:15.05	29.80s	29.06s
7 FLASH FREDDIE	5	10.3m	4.2m (0)	4.8m (0)	2:15.09	29.85s	29.80s
9 FURIOSA	6	11.3m	22.8m (1)	10.0m (2)	2:15.17	28.86s	29.50s
4 WEASEL	7	14.6m	10.4m (1)	11.0m (1)	2:15.43	29.85s	29.66s
1 MOLLIDOR	8	17.0m	0.0m (0)	0.0m (0)	2:15.61	29.81s	30.64s
2 IM ISABELLA	9	26.9m	8.8m (0)	11.6m (0)	2:16.37	30.01s	30.52s

Finish Position and metres gained from 800m





**Home of PJ Harness Analyser**

Want to know how successful PJ Harness Analyser is?

**Click here for regular updates**

[www.pjdata.com.au](http://www.pjdata.com.au)  
 [admin@pjdata.com.au](mailto:admin@pjdata.com.au)  
 [www.facebook.com/PJHarnessRacing](https://www.facebook.com/PJHarnessRacing)



RISE Digital, Harness Racing Australia nor the provider accepts any responsibility for the completeness or accuracy of any of the information contained herein, and makes no representations about its suitability for any particular purpose. Users should make their own judgements about those matters and/or seek independent advice. You assume all risks associated with use of data provided on this page

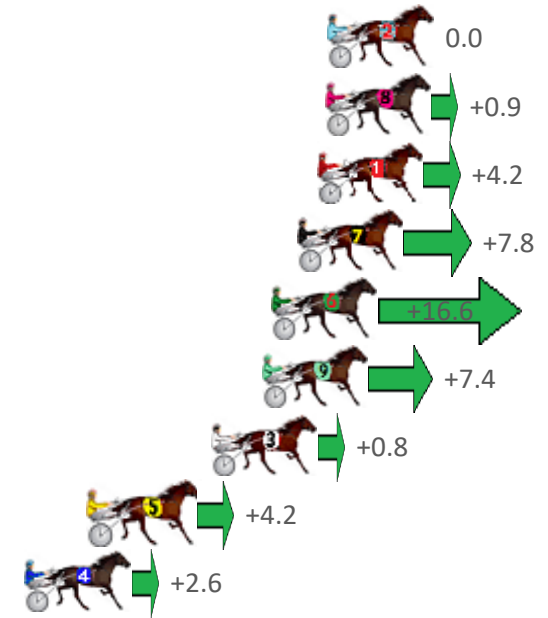
# Redcliffe Race 5 Distance 1780m

Thursday, 1 September 2022

Gross Time: 2:13.00 MileRate: 2:00.20 LeadTime: 11.70s First Qtr: 30.80s Second Qtr: 32.80s Third Qtr: 29.90s Fourth Qtr: 27.80s

No Horse	Plc	Mar	800 Posi	400 Posi	Time	3rd Qtr	4th Qtr
2 HES SWEET	1	0.0m	0.0m (0)	1.0m (0)	2:13.00	29.97s	27.73s
8 GELDOF	2	0.1m	1.0m (1)	0.0m (1)	2:13.01	29.83s	27.81s
1 ITS SUPER EASY	3	0.4m	4.6m (0)	6.4m (0)	2:13.03	30.01s	27.39s
7 JOEY LINCOLN	4	1.2m	9.0m (0)	10.8m (0)	2:13.09	30.00s	27.14s
6 DESPONDENT	5	2.2m	18.8m (1)	16.4m (2)	2:13.16	29.69s	26.82s
9 LANOCH BOY	6	2.6m	10.0m (1)	3.8m (2)	2:13.19	29.45s	27.72s
3 ALTANA BLUE	7	4.6m	5.4m (1)	5.4m (1)	2:13.34	29.90s	27.74s
5 FIRE AND ICE	8	9.4m	13.6m (0)	11.4m (1)	2:13.69	29.74s	27.66s
4 KURAHAUPO GAMBL	9	12.0m	14.6m (1)	12.0m (2)	2:13.88	29.71s	27.80s

## Finish Position and metres gained from 800m





### Home of PJ Harness Analyser

Want to know how successful PJ Harness Analyser is?  
[Click here for regular updates](#)



[www.pjdata.com.au](http://www.pjdata.com.au)   
 [admin@pjdata.com.au](mailto:admin@pjdata.com.au)   
 [www.facebook.com/PJHarnessRacing](https://www.facebook.com/PJHarnessRacing)

RISE Digital, Harness Racing Australia nor the provider accepts any responsibility for the completeness or accuracy of any of the information contained herein, and makes no representations about its suitability for any particular purpose. Users should make their own judgements about those matters and/or seek independent advice. You assume all risks associated with use of data provided on this page

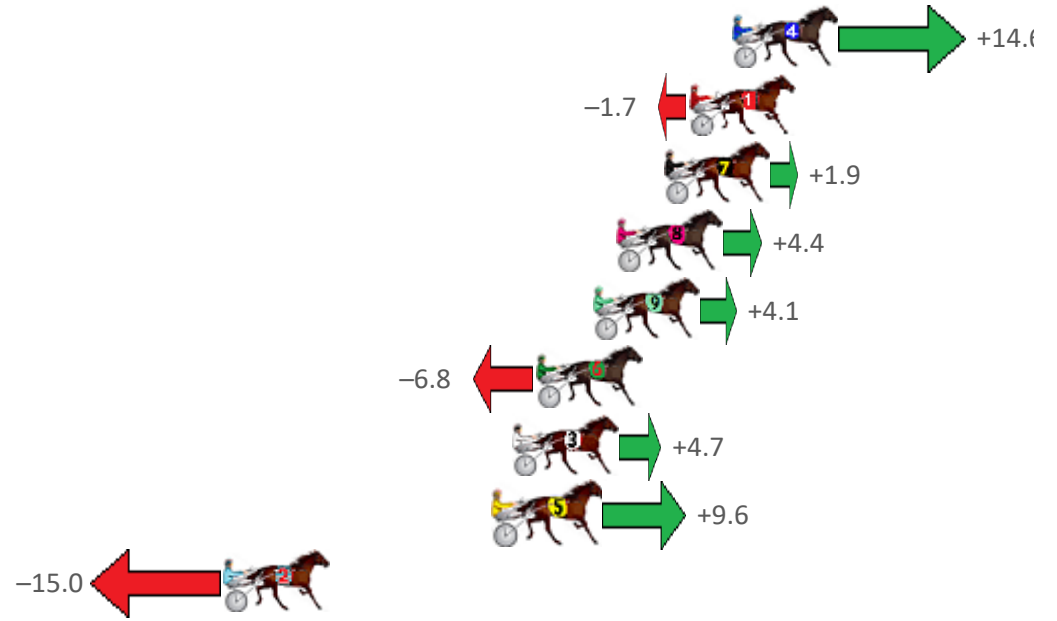
# Redcliffe Race 6 Distance 1780m

Thursday, 1 September 2022

Gross Time: 2:10.60 MileRate: 1:58.10 LeadTime: 11.10s First Qtr: 30.10s Second Qtr: 30.70s Third Qtr: 29.50s Fourth Qtr: 29.20s

No Horse	Plc	Mar	800 Posi	400 Posi	Time	3rd Qtr	4th Qtr
4 ROCK IT BABY	1	0.0m	14.6m (1)	8.4m (2)	2:10.60	29.04s	28.59s
1 COPY WRITER	2	1.7m	0.0m (0)	0.0m (0)	2:10.73	29.50s	29.32s
7 FAIREACHDAINN	3	2.7m	4.6m (0)	5.2m (0)	2:10.81	29.54s	29.02s
8 MOUNT HERCULES	4	4.6m	9.0m (0)	10.0m (0)	2:10.95	29.57s	28.81s
9 PRINCE JOY	5	5.5m	9.6m (1)	8.0m (1)	2:11.02	29.38s	29.02s
6 JOHNROD	6	7.8m	1.0m (1)	3.2m (1)	2:11.20	29.66s	29.53s
3 CALVERT HOT SHOT	7	8.7m	13.4m (0)	12.4m (1)	2:11.27	29.43s	28.93s
5 VOODOO FELLA	8	9.4m	19.0m (1)	13.2m (2)	2:11.32	29.08s	28.92s
2 PRECIOUS CULLEN	9	20.2m	5.2m (1)	3.4m (2)	2:12.15	29.37s	30.42s

Finish Position and metres gained from 800m





**Home of PJ Harness Analyser**

Want to know how successful PJ Harness Analyser is?  
Click here for regular updates

[www.pjdata.com.au](http://www.pjdata.com.au)   
 [admin@pjdata.com.au](mailto:admin@pjdata.com.au)   
 [www.facebook.com/PJHarnessRacing](https://www.facebook.com/PJHarnessRacing)



RISE Digital, Harness Racing Australia nor the provider accepts any responsibility for the completeness or accuracy of any of the information contained herein, and makes no representations about its suitability for any particular purpose. Users should make their own judgements about those matters and/or seek independent advice. You assume all risks associated with use of data provided on this page