


# Marburg Race 1 Distance 1850m

Sunday, 4 September 2022

Gross Time: 2:15.60 MileRate: 1:57.90 LeadTime: 16.90s First Qtr: 30.00s Second Qtr: 29.40s Third Qtr: 28.90s Fourth Qtr: 30.40s

No Horse	Plc	Mar	800 Posi	400 Posi	Time	3rd Qtr	4th Qtr
6 BEE GEES BANDIT	1	0.0m	5.6m (1)	6.8m (1)	2:15.60	29.00s	29.89s
5 MOLLIESMARYELLE	2	0.1m	11.8m (1)	4.0m (2)	2:15.61	28.33s	30.11s
4 MONGOLIAN CONQ	3	0.8m	1.2m (1)	1.4m (1)	2:15.66	28.92s	30.35s
3 WOODLEA DIEGO	4	3.3m	0.0m (0)	0.0m (0)	2:15.86	28.89s	30.65s
1 MORESCO	5	33.9m	6.6m (0)	7.0m (0)	2:18.30	28.88s	32.43s
7 LOCHIEL	6	164.5m	90.0m (0)	120.0m (0)	2:28.69	31.03s	33.76s

## Finish Position and metres gained from 800m





**Home of PJ Harness Analyser**

**Want to know how successful PJ Harness Analyser is?**

**Click here for regular updates**

[www.pjdata.com.au](http://www.pjdata.com.au)   
 [admin@pjdata.com.au](mailto:admin@pjdata.com.au)   
 [www.facebook.com/PJHarnessRacing](https://www.facebook.com/PJHarnessRacing)



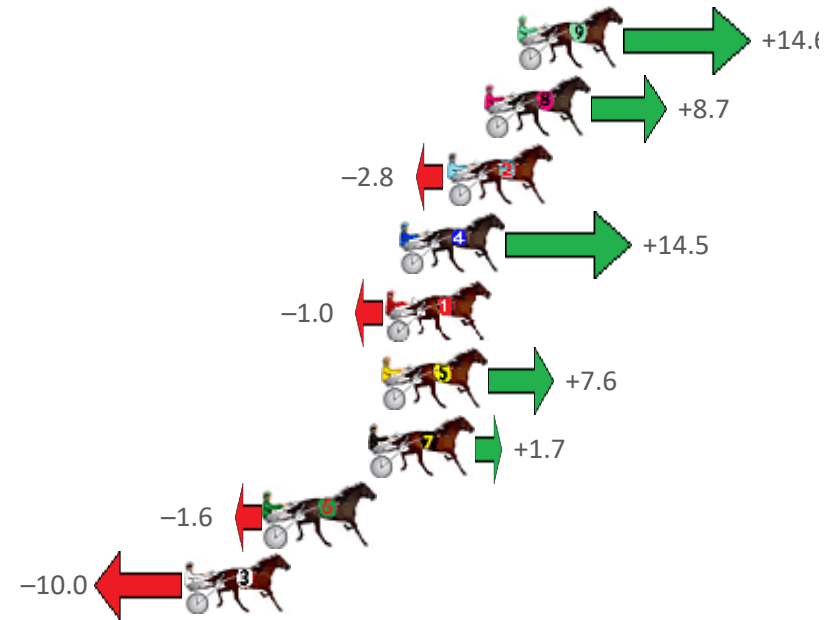
# Marburg Race 2 Distance 1850m

Sunday, 4 September 2022

Gross Time: 2:21.10 MileRate: 2:02.80 LeadTime: 16.90s First Qtr: 31.90s Second Qtr: 31.70s Third Qtr: 29.10s Fourth Qtr: 31.50s

No Horse	Plc	Mar	800 Posi	400 Posi	Time	3rd Qtr	4th Qtr
9 FLY CHEVAL	1	0.0m	14.6m (2)	7.4m (2)	2:21.10	28.58s	30.92s
8 BEIDERBECKE	2	1.3m	10.0m (2)	2.8m (2)	2:21.21	28.56s	31.38s
2 VALKYRIE HANOVER	3	2.8m	0.0m (0)	0.0m (0)	2:21.33	29.09s	31.72s
4 KIMMIK	4	4.7m	19.2m (1)	13.8m (1)	2:21.49	28.72s	30.79s
1 PAGEANTRY	5	5.2m	4.2m (0)	4.2m (0)	2:21.53	29.10s	31.58s
5 BATMAN BART	6	5.4m	13.0m (0)	14.0m (0)	2:21.54	29.20s	30.83s
7 DOWNTOWN LUCCA	7	5.9m	7.6m (1)	8.2m (1)	2:21.59	29.15s	31.32s
6 LITTLEDEE	8	10.0m	8.4m (0)	8.8m (0)	2:21.92	29.13s	31.59s
3 LIVING FREE	9	13.2m	3.2m (1)	3.6m (1)	2:22.19	29.10s	32.25s

Finish Position and metres gained from 800m





### Home of PJ Harness Analyser

Want to know how successful PJ Harness Analyser is?  
[Click here for regular updates](#)

[www.pjdata.com.au](http://www.pjdata.com.au)   
 [admin@pjdata.com.au](mailto:admin@pjdata.com.au)   
 [www.facebook.com/PJHarnessRacing](https://www.facebook.com/PJHarnessRacing)



RISE Digital, Harness Racing Australia nor the provider accepts any responsibility for the completeness or accuracy of any of the information contained herein, and makes no representations about its suitability for any particular purpose. Users should make their own judgements about those matters and/or seek independent advice. You assume all risks associated with use of data provided on this page

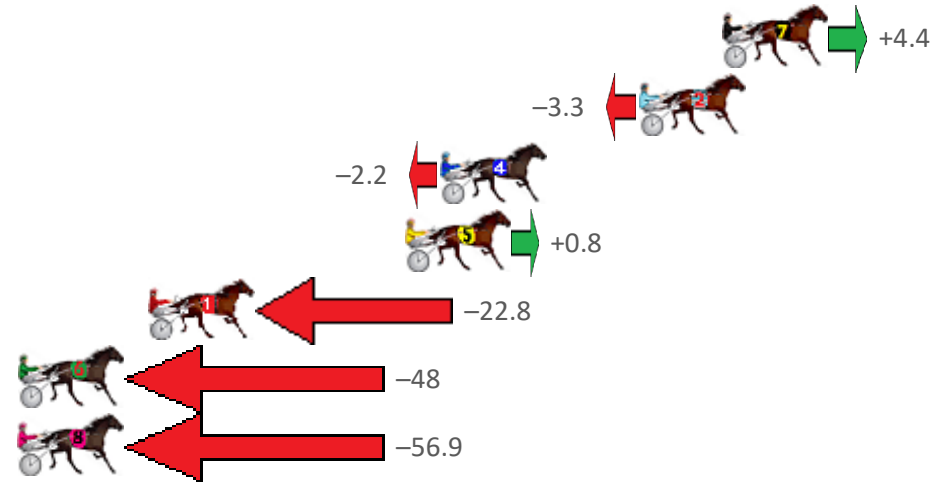
# Marburg Race 3 Distance 1850m

Sunday, 4 September 2022

Gross Time: 2:14.80 MileRate: 1:57.30 LeadTime: 16.90s First Qtr: 30.40s Second Qtr: 30.50s Third Qtr: 28.60s Fourth Qtr: 28.40s

No Horse	Plc	Mar	800 Posi	400 Posi	Time	3rd Qtr	4th Qtr
7 GELDOF	1	0.0m	4.4m (1)	2.6m (2)	2:14.80	28.47s	28.22s
2 ALTANA BLUE	2	3.3m	0.0m (1)	0.0m (1)	2:15.05	28.60s	28.63s
4 DANCELIKEANANGEL	3	11.2m	9.0m (1)	8.4m (1)	2:15.64	28.56s	28.60s
5 ZARAS A TREASURE	4	12.6m	13.4m (1)	13.2m (1)	2:15.74	28.59s	28.36s
1 CAPTAIN OH CAPTAI	5	22.8m	0.0m (0)	0.4m (0)	2:16.50	28.63s	29.98s
6 TORQUE WITH ESTE	6	52.7m	4.8m (0)	11.0m (0)	2:18.73	29.05s	31.34s
8 REAL KNUCKY	7	66.3m	9.4m (0)	16.6m (0)	2:19.75	29.12s	31.91s

Finish Position and metres gained from 800m





### Home of PJ Harness Analyser

Want to know how successful PJ Harness Analyser is?  
[Click here for regular updates](#)

[www.pjdata.com.au](http://www.pjdata.com.au)   
 [admin@pjdata.com.au](mailto:admin@pjdata.com.au)   
 [www.facebook.com/PJHarnessRacing](https://www.facebook.com/PJHarnessRacing)



RISE Digital, Harness Racing Australia nor the provider accepts any responsibility for the completeness or accuracy of any of the information contained herein, and makes no representations about its suitability for any particular purpose. Users should make their own judgements about those matters and/or seek independent advice. You assume all risks associated with use of data provided on this page

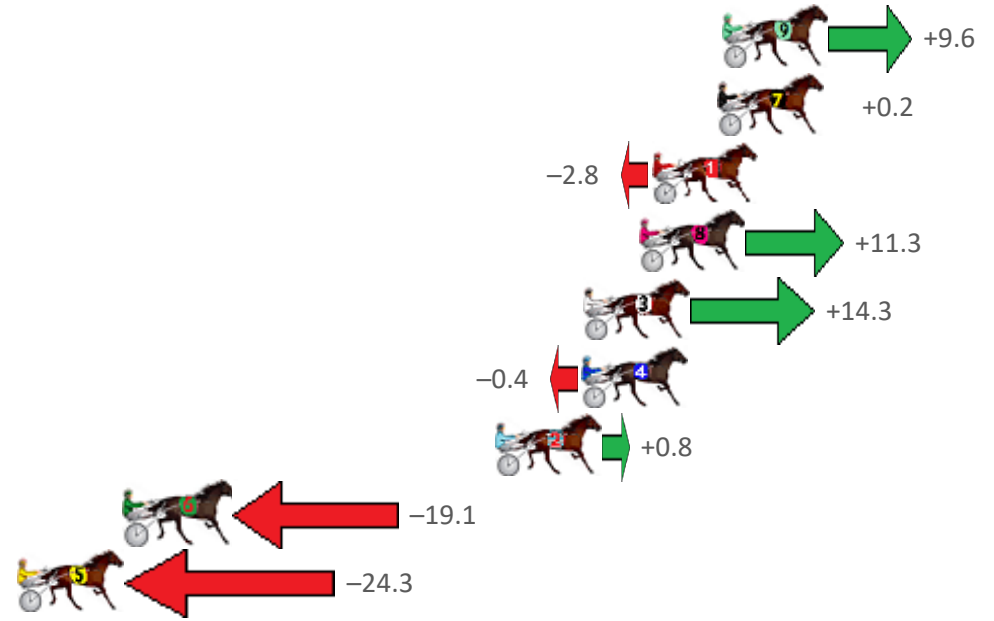
# Marburg Race 4 Distance 1850m

Sunday, 4 September 2022

Gross Time: 2:20.80 MileRate: 2:02.40 LeadTime: 17.30s First Qtr: 32.30s Second Qtr: 31.70s Third Qtr: 28.80s Fourth Qtr: 30.70s

No Horse	Plc	Mar	800 Posi	400 Posi	Time	3rd Qtr	4th Qtr
9 DOOLITTLE DANDY	1	0.0m	9.6m (0)	11.6m (1)	2:20.80	28.98s	29.81s
7 SUNDOWNER SHAN	2	0.2m	0.4m (1)	0.0m (1)	2:20.82	28.77s	30.72s
1 TOOLITTLETOOLATE	3	2.8m	0.0m (0)	0.4m (0)	2:21.02	28.82s	30.88s
8 TRIOLI	4	3.3m	14.6m (1)	18.0m (2)	2:21.07	29.09s	29.58s
3 THE MACH ARMY	5	5.5m	19.8m (1)	19.2m (1)	2:21.24	28.79s	29.65s
4 NAUGHTYINHEAVEN	6	5.6m	5.2m (1)	6.8m (1)	2:21.25	28.92s	30.61s
2 VIC HUNTER	7	9.0m	9.8m (1)	13.0m (2)	2:21.52	29.05s	30.39s
6 DONT YOUBE NAUG	8	23.7m	4.6m (0)	7.0m (0)	2:22.70	28.94s	31.97s
5 WEDDING NIGHT	9	38.5m	14.2m (0)	21.8m (0)	2:23.89	29.32s	31.97s

Finish Position and metres gained from 800m





**Home of PJ Harness Analyser**  
 Want to know how successful PJ Harness Analyser is?  
 Click here for regular updates

[www.pjdata.com.au](http://www.pjdata.com.au)   
 [admin@pjdata.com.au](mailto:admin@pjdata.com.au)   
 [www.facebook.com/PJHarnessRacing](https://www.facebook.com/PJHarnessRacing)



RISE Digital, Harness Racing Australia nor the provider accepts any responsibility for the completeness or accuracy of any of the information contained herein, and makes no representations about its suitability for any particular purpose. Users should make their own judgements about those matters and/or seek independent advice. You assume all risks associated with use of data provided on this page

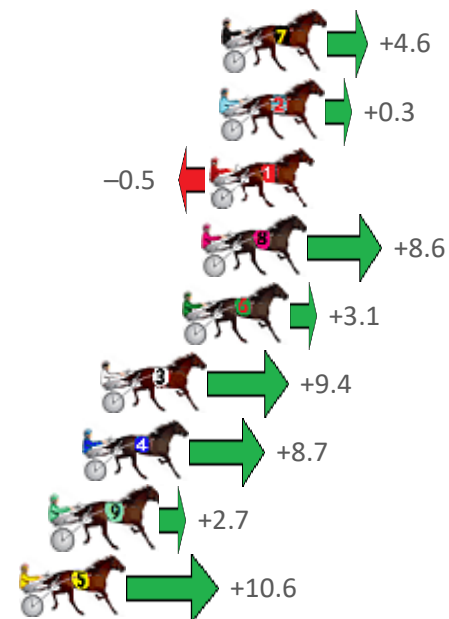
# Marburg Race 5 Distance 1850m

Sunday, 4 September 2022

Gross Time: 2:20.60 MileRate: 2:02.30 LeadTime: 17.60s First Qtr: 32.20s Second Qtr: 31.80s Third Qtr: 29.40s Fourth Qtr: 29.60s

No Horse	Plc	Mar	800 Posi	400 Posi	Time	3rd Qtr	4th Qtr
7 MY ULTIMATE CLIPP	1	0.0m	4.6m (1)	2.4m (2)	2:20.60	29.24s	29.42s
2 TULHURST CUDDLES	2	0.1m	0.4m (1)	1.6m (1)	2:20.61	29.49s	29.49s
1 ALLY PINK	3	0.5m	0.0m (0)	0.0m (0)	2:20.64	29.40s	29.64s
8 JUST ONE GOOD ON	4	0.8m	9.4m (1)	8.4m (2)	2:20.66	29.33s	29.04s
6 BELLA GODIVA	5	1.5m	4.6m (0)	4.2m (0)	2:20.72	29.37s	29.40s
3 BEEF CITY STARZZZ	6	4.8m	14.2m (1)	10.0m (1)	2:20.97	29.09s	29.22s
4 MELTON MAX GENT	7	5.5m	14.2m (0)	14.4m (0)	2:21.03	29.42s	28.95s
9 CIRCLE LINE	8	6.7m	9.4m (0)	8.8m (0)	2:21.12	29.36s	29.45s
5 MY ULTIMATE HEST	9	8.0m	18.6m (1)	13.4m (2)	2:21.22	29.02s	29.20s

## Finish Position and metres gained from 800m





### Home of PJ Harness Analyser

Want to know how successful PJ Harness Analyser is?  
[Click here for regular updates](#)

[www.pjdata.com.au](http://www.pjdata.com.au)   
 [admin@pjdata.com.au](mailto:admin@pjdata.com.au)   
 [www.facebook.com/PJHarnessRacing](https://www.facebook.com/PJHarnessRacing)



RISE Digital, Harness Racing Australia nor the provider accepts any responsibility for the completeness or accuracy of any of the information contained herein, and makes no representations about its suitability for any particular purpose. Users should make their own judgements about those matters and/or seek independent advice. You assume all risks associated with use of data provided on this page

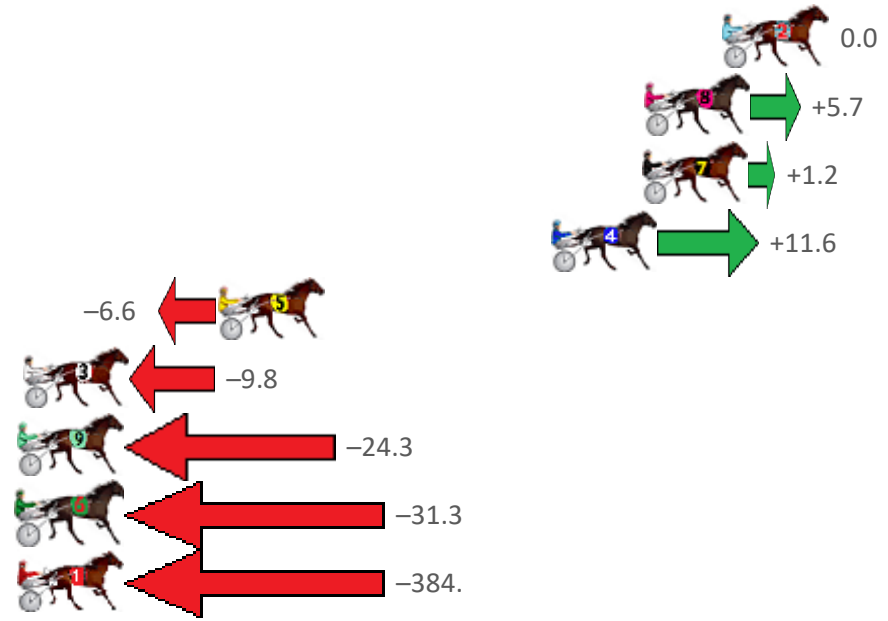
# Marburg Race 6 Distance 1850m

Sunday, 4 September 2022

Gross Time: 2:19.60 MileRate: 2:01.40 LeadTime: 17.50s First Qtr: 32.00s Second Qtr: 32.80s Third Qtr: 27.30s Fourth Qtr: 30.00s

No Horse	Plc	Mar	800 Posi	400 Posi	Time	3rd Qtr	4th Qtr
2 SPRINGFIELD SPIRIT	1	0.0m	0.0m (1)	0.0m (0)	2:19.60	27.30s	30.00s
8 CROSSED LEGS	2	3.1m	8.8m (1)	7.8m (2)	2:19.84	27.24s	29.65s
7 MAJOR SLIP UP	3	3.2m	4.4m (1)	4.8m (1)	2:19.85	27.33s	29.88s
4 JOY MAKER	4	6.8m	18.4m (1)	13.6m (0)	2:20.13	26.98s	29.49s
5 SHOWEM SIMON	5	20.0m	13.4m (1)	8.0m (0)	2:21.17	26.88s	30.89s
3 EAGLES RESPONSE	6	27.8m	18.0m (0)	40.4m (0)	2:21.78	28.94s	29.06s
9 RAFFERTY DELIGHTS	7	37.9m	13.6m (0)	29.6m (0)	2:22.58	28.41s	30.62s
6 TORQUE IN CONTRO	8	40.7m	9.4m (0)	50.0m (1)	2:22.80	30.22s	29.31s
1 LA PISTOLA	9	389.2m	5.2m (0)	60.0m (0)	2:50.18	30.10s	54.55s

Finish Position and metres gained from 800m





**Home of PJ Harness Analyser**

Want to know how successful PJ Harness Analyser is?

[Click here for regular updates](#)

[www.pjdata.com.au](http://www.pjdata.com.au)  
 [admin@pjdata.com.au](mailto:admin@pjdata.com.au)  
 [www.facebook.com/PJHarnessRacing](https://www.facebook.com/PJHarnessRacing)



RISE Digital, Harness Racing Australia nor the provider accepts any responsibility for the completeness or accuracy of any of the information contained herein, and makes no representations about its suitability for any particular purpose. Users should make their own judgements about those matters and/or seek independent advice. You assume all risks associated with use of data provided on this page

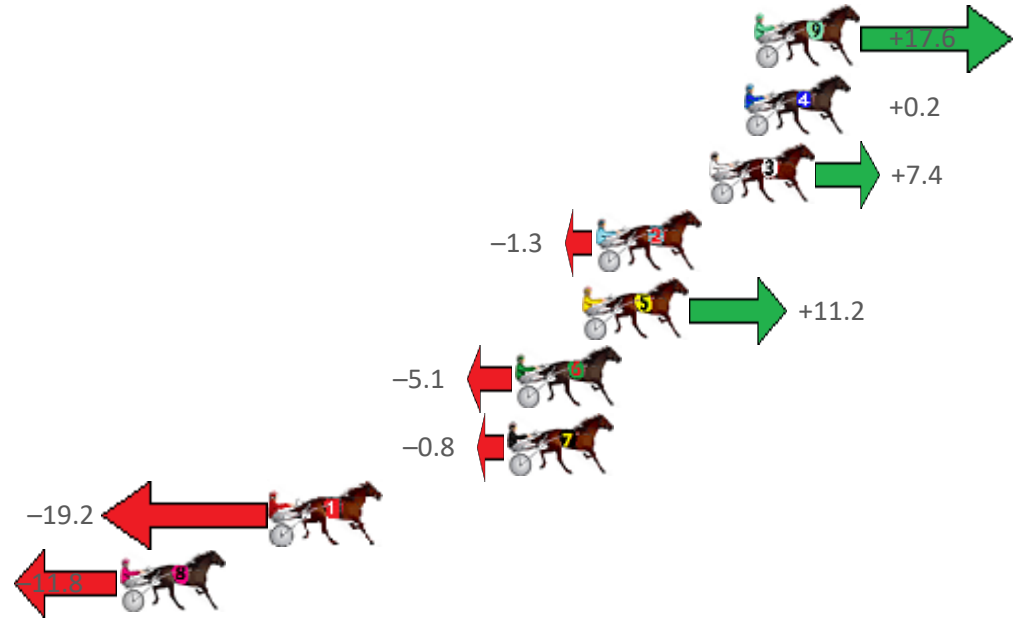
# Marburg Race 7 Distance 1850m

Sunday, 4 September 2022

Gross Time: 2:16.20 MileRate: 1:58.50 LeadTime: 17.20s First Qtr: 29.00s Second Qtr: 30.90s Third Qtr: 28.90s Fourth Qtr: 30.20s

No Horse	Plc	Mar	800 Posi	400 Posi	Time	3rd Qtr	4th Qtr
9 GABBYS SPORTSTAR	1	0.0m	17.6m (2)	1.0m (2)	2:16.20	27.68s	30.12s
4 CHARLEVOIX	2	0.4m	0.6m (1)	0.0m (1)	2:16.23	28.86s	30.23s
3 SHADYS DELIGHT	3	1.8m	9.2m (1)	8.6m (2)	2:16.34	28.87s	29.69s
2 MISS MIA	4	6.3m	5.0m (1)	5.0m (1)	2:16.70	28.90s	30.30s
5 AQUA CRUISER	5	6.8m	18.0m (1)	14.8m (2)	2:16.74	28.68s	29.60s
6 STUDLEIGH MARK	6	9.5m	4.4m (0)	7.6m (0)	2:16.95	29.13s	30.34s
7 SPECIALANDIKNOWI	7	9.8m	9.0m (0)	11.4m (1)	2:16.97	29.08s	30.08s
1 SCHOOPY	8	19.2m	0.0m (0)	3.4m (0)	2:17.72	29.12s	31.39s
8 ROYAL PRINCESS	9	25.2m	13.4m (1)	11.2m (3)	2:18.19	28.72s	31.25s

Finish Position and metres gained from 800m





**Home of PJ Harness Analyser**

Want to know how successful PJ Harness Analyser is?  
Click here for regular updates

[www.pjdata.com.au](http://www.pjdata.com.au)   
 [admin@pjdata.com.au](mailto:admin@pjdata.com.au)   
 [www.facebook.com/PJHarnessRacing](https://www.facebook.com/PJHarnessRacing)



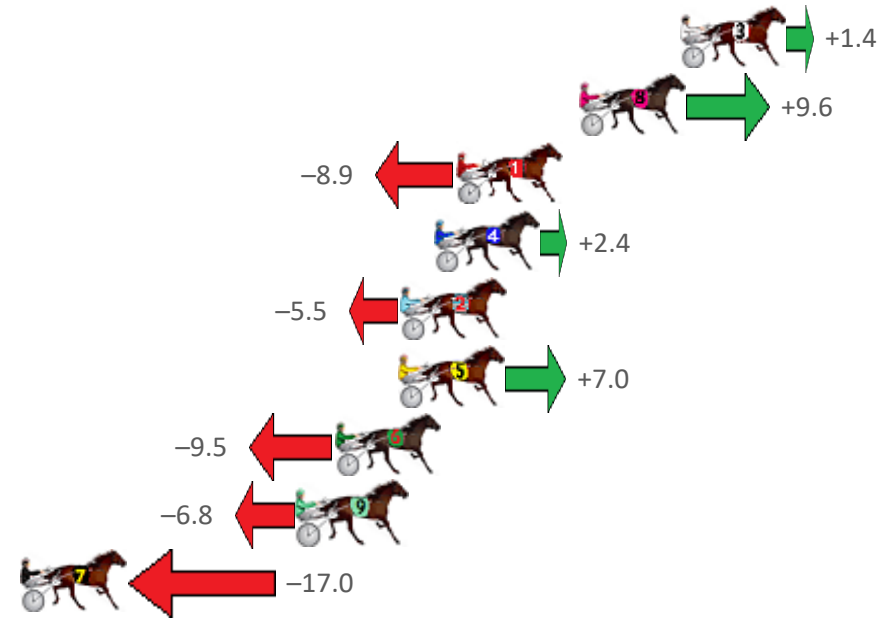
# Marburg Race 8 Distance 1850m

Sunday, 4 September 2022

Gross Time: 2:17.30 MileRate: 1:59.40 LeadTime: 16.90s First Qtr: 29.70s Second Qtr: 33.10s Third Qtr: 28.40s Fourth Qtr: 29.20s

No Horse	Plc	Mar	800 Posi	400 Posi	Time	3rd Qtr	4th Qtr
3 BULLDOG BRAWLER	1	0.0m	1.4m (1)	0.0m (1)	2:17.30	28.30s	29.20s
8 SAILALONG SINBAD	2	4.0m	13.6m (2)	15.2m (3)	2:17.61	28.53s	28.39s
1 NESTERS HILL	3	8.9m	0.0m (0)	2.0m (0)	2:17.98	28.54s	29.70s
4 ROCK SUPREME	4	9.8m	12.2m (1)	13.4m (1)	2:18.05	28.49s	28.94s
2 MOONLIGHT BUTCH	5	11.1m	5.6m (1)	5.4m (1)	2:18.15	28.38s	29.61s
5 THE MAHARANI	6	11.2m	18.2m (2)	18.2m (1)	2:18.16	28.41s	28.69s
6 IMA BEACH BABE	7	13.7m	4.2m (0)	7.8m (0)	2:18.35	28.65s	29.63s
9 COURAGEOUS LEO	8	15.2m	8.4m (0)	12.6m (0)	2:18.46	28.70s	29.39s
7 MAKE MINE JOE	9	26.2m	9.2m (2)	14.6m (2)	2:19.31	28.78s	30.04s

Finish Position and metres gained from 800m





### Home of PJ Harness Analyser

Want to know how successful PJ Harness Analyser is?  
[Click here for regular updates](#)

[www.pjdata.com.au](http://www.pjdata.com.au)   
 [admin@pjdata.com.au](mailto:admin@pjdata.com.au)   
 [www.facebook.com/PJHarnessRacing](https://www.facebook.com/PJHarnessRacing)



RISE Digital, Harness Racing Australia nor the provider accepts any responsibility for the completeness or accuracy of any of the information contained herein, and makes no representations about its suitability for any particular purpose. Users should make their own judgements about those matters and/or seek independent advice. You assume all risks associated with use of data provided on this page



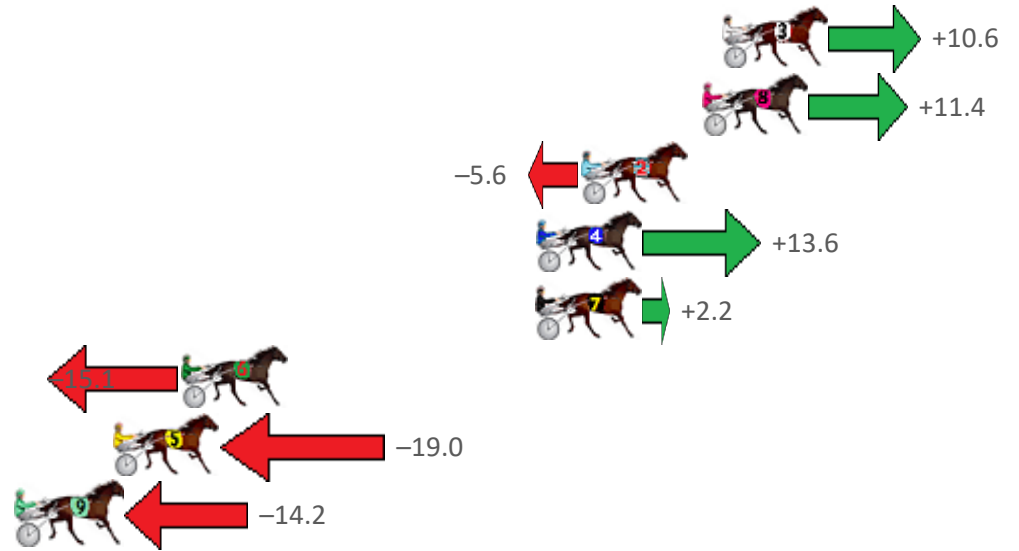
# Marburg Race 9 Distance 1850m

Sunday, 4 September 2022

Gross Time: 2:16.80 MileRate: 1:59.00 LeadTime: 16.40s First Qtr: 30.00s Second Qtr: 31.90s Third Qtr: 28.50s Fourth Qtr: 30.00s

No Horse	Plc	Mar	800 Posi	400 Posi	Time	3rd Qtr	4th Qtr
3 SHEZALUCKYLADY	1	0.0m	10.6m (0)	8.4m (0)	2:16.80	28.36s	29.37s
8 DOLLARBILL	2	0.8m	12.2m (2)	0.0m (1)	2:16.86	27.61s	30.06s
2 WILLIEWA LIGHTNIN	3	5.6m	0.0m (1)	0.4m (0)	2:17.24	28.52s	30.39s
4 BUKTHSYSTEM	4	7.4m	21.0m (1)	11.0m (1)	2:17.38	27.78s	29.73s
7 CUPCAKESNWHIPCR	5	7.4m	9.6m (1)	7.0m (2)	2:17.38	28.31s	30.03s
6 SWEET JASMINE	6	21.5m	6.4m (0)	18.6m (0)	2:18.49	29.38s	30.22s
5 MELTON INSULTED	7	24.2m	5.2m (1)	4.6m (1)	2:18.70	28.42s	31.46s
9 IMA BIRUBI BOY	8	30.8m	16.6m (2)	9.2m (3)	2:19.22	27.92s	31.61s

## Finish Position and metres gained from 800m





### Home of PJ Harness Analyser

Want to know how successful PJ Harness Analyser is?  
[Click here for regular updates](#)

[www.pjdata.com.au](http://www.pjdata.com.au)   
 [admin@pjdata.com.au](mailto:admin@pjdata.com.au)   
 [www.facebook.com/PJHarnessRacing](https://www.facebook.com/PJHarnessRacing)

