

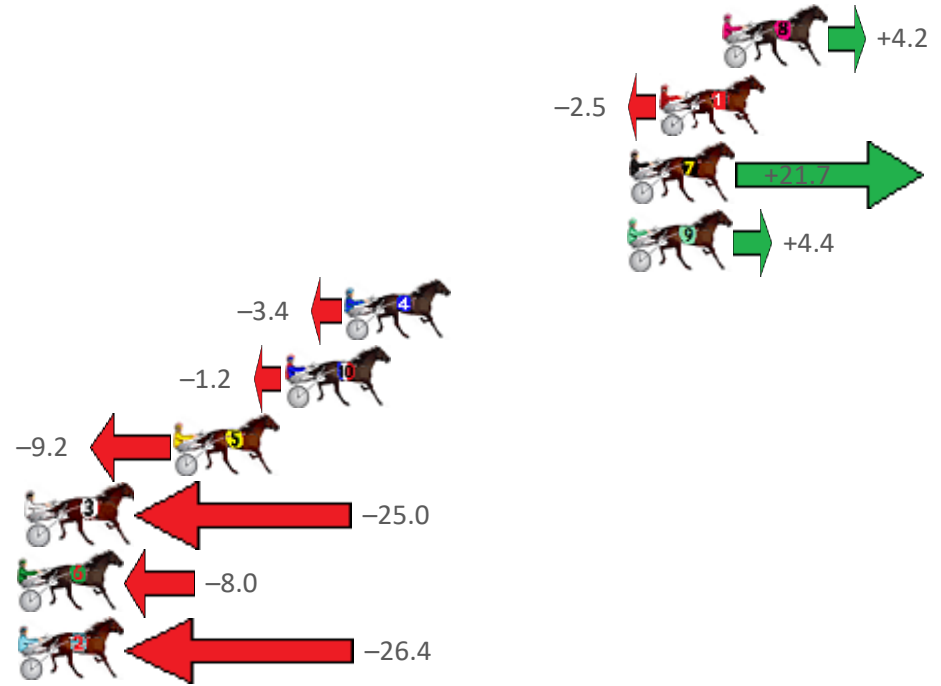
Albion Park Race 1 Distance 1660m

Friday, 9 September 2022

Gross Time: 2:00.40 MileRate: 1:56.80 LeadTime: 3.60s First Qtr: 28.60s Second Qtr: 31.50s Third Qtr: 28.70s Fourth Qtr: 28.00s

No Horse	Plc	Mar	800 Posi	400 Posi	Time	3rd Qtr	4th Qtr
8 COPY WRITER	1	0.0m	4.2m (0)	6.2m (0)	2:00.40	28.84s	27.57s
1 GOALKICKER	2	2.5m	0.0m (0)	2.0m (0)	2:00.58	28.84s	28.03s
7 CHAL BE	3	3.7m	25.4m (1)	19.6m (1)	2:00.67	28.28s	26.89s
9 AYE AYE CAPTAIN	4	3.8m	8.2m (0)	11.0m (0)	2:00.68	28.89s	27.50s
4 ARTISTIC SAINT	5	15.0m	11.6m (1)	5.6m (2)	2:01.50	28.29s	28.65s
10 ITS SUPER EASY	6	17.4m	16.2m (1)	12.0m (1)	2:01.68	28.41s	28.38s
5 MAFFIOSO GIRL	7	21.8m	12.6m (0)	16.6m (0)	2:02.00	28.99s	28.36s
3 BONNIE GROVE	8	27.6m	2.6m (1)	0.0m (1)	2:02.43	28.54s	29.92s
6 LEFTMEATTHEBAR	9	29.2m	21.2m (1)	21.2m (2)	2:02.55	28.71s	28.56s
2 SHESHERZ	10	33.2m	6.8m (1)	5.8m (1)	2:02.84	28.65s	29.91s

Finish Position and metres gained from 800m





Home of PJ Harness Analyser

Want to know how successful PJ Harness Analyser is?
[Click here for regular updates](#)

www.pjdata.com.au
 admin@pjdata.com.au
 www.facebook.com/PJHarnessRacing



RISE Digital, Harness Racing Australia nor the provider accepts any responsibility for the completeness or accuracy of any of the information contained herein, and makes no representations about its suitability for any particular purpose. Users should make their own judgements about those matters and/or seek independent advice. You assume all risks associated with use of data provided on this page


Albion Park Race 2 Distance 1660m

Friday, 9 September 2022

Gross Time: 1:58.80 MileRate: 1:55.20 LeadTime: 3.50s First Qtr: 27.50s Second Qtr: 29.10s Third Qtr: 28.50s Fourth Qtr: 30.20s

No Horse	Plc	Mar	800 Posi	400 Posi	Time	3rd Qtr	4th Qtr
10 HARRY KANE	1	0.0m	25.0m (1)	19.2m (1)	1:58.80	28.12s	28.76s
9 ALTANA BLUE	2	4.4m	15.4m (1)	10.4m (2)	1:59.15	28.15s	29.75s
3 TINGE OF FEAR	3	7.6m	5.0m (0)	6.4m (0)	1:59.40	28.60s	30.29s
2 GOLDEN LACE	4	11.9m	0.0m (0)	0.0m (0)	1:59.74	28.47s	31.09s
7 MI FURIOSO TORO	5	11.9m	1.8m (1)	1.0m (1)	1:59.74	28.42s	31.02s
5 COURAGEOUS LEO	6	13.3m	6.2m (1)	5.8m (1)	1:59.85	28.45s	30.76s
6 PRESS STATEMENT	7	16.8m	11.0m (1)	10.0m (1)	2:00.13	28.41s	30.71s
8 TURBO BROMAC	8	16.9m	15.0m (0)	15.8m (0)	2:00.14	28.56s	30.28s
4 OLD ENGLISH	9	20.0m	19.6m (1)	14.6m (1)	2:00.38	28.12s	30.61s
1 PRESIDENT GOTTA G	10	21.9m	10.0m (0)	11.2m (0)	2:00.53	28.56s	31.00s

Finish Position and metres gained from 800m





Home of PJ Harness Analyser

Want to know how successful PJ Harness Analyser is?
[Click here for regular updates](#)



www.pjdata.com.au
 admin@pjdata.com.au
 www.facebook.com/PJHarnessRacing

RISE Digital, Harness Racing Australia nor the provider accepts any responsibility for the completeness or accuracy of any of the information contained herein, and makes no representations about its suitability for any particular purpose. Users should make their own judgements about those matters and/or seek independent advice. You assume all risks associated with use of data provided on this page

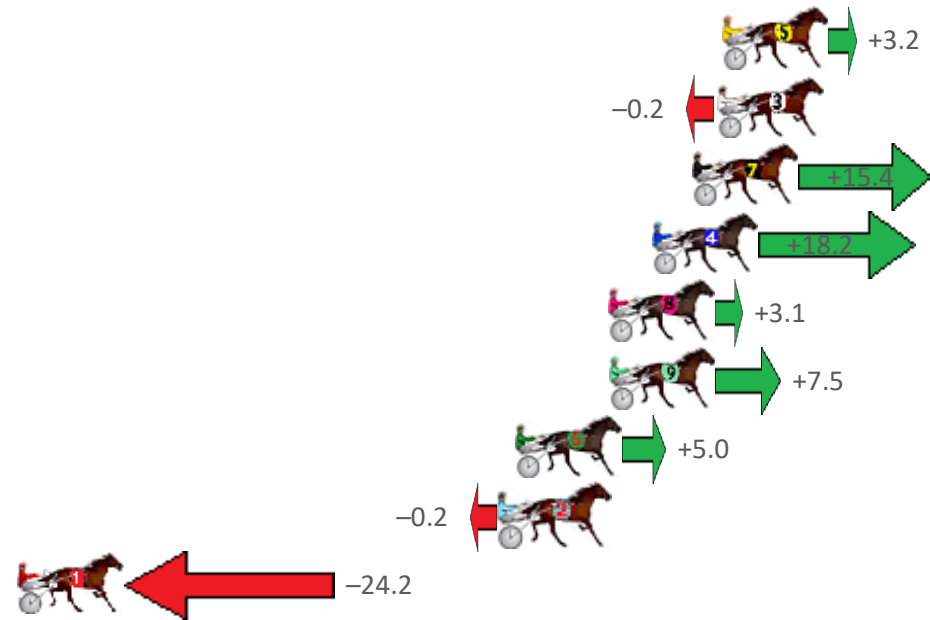
Albion Park Race 3 Distance 1660m

Friday, 9 September 2022

Gross Time: 1:59.60 MileRate: 1:55.90 LeadTime: 3.40s First Qtr: 27.70s Second Qtr: 31.40s Third Qtr: 28.20s Fourth Qtr: 28.90s

No Horse	Plc	Mar	800 Posi	400 Posi	Time	3rd Qtr	4th Qtr
5 DOOLITTLE DEXTER	1	0.0m	3.2m (1)	2.8m (1)	1:59.60	28.17s	28.70s
3 HIT THE TRACK	2	0.2m	0.0m (0)	0.0m (0)	1:59.62	28.20s	28.91s
7 ARCHILLES	3	1.2m	16.6m (1)	16.6m (1)	1:59.69	28.21s	27.79s
4 WHERE'S TASCOTT	4	2.8m	21.0m (1)	21.4m (1)	1:59.81	28.24s	27.56s
8 MOTU AMETHYST	5	4.5m	7.6m (1)	8.0m (1)	1:59.94	28.23s	28.65s
9 FOR NO REASON	6	4.5m	12.0m (1)	12.4m (1)	1:59.94	28.24s	28.33s
6 NONE GRATER	7	8.2m	13.2m (0)	15.4m (0)	2:00.22	28.36s	28.38s
2 GETALOADATHISGIR	8	8.8m	8.6m (0)	11.2m (0)	2:00.27	28.39s	28.73s
1 MISTER WOODPORT	9	28.6m	4.4m (0)	6.6m (0)	2:01.77	28.34s	30.48s

Finish Position and metres gained from 800m





Home of PJ Harness Analyser

Want to know how successful PJ Harness Analyser is?
Click here for regular updates

www.pjdata.com.au
 admin@pjdata.com.au
 www.facebook.com/PJHarnessRacing



RISE Digital, Harness Racing Australia nor the provider accepts any responsibility for the completeness or accuracy of any of the information contained herein, and makes no representations about its suitability for any particular purpose. Users should make their own judgements about those matters and/or seek independent advice. You assume all risks associated with use of data provided on this page

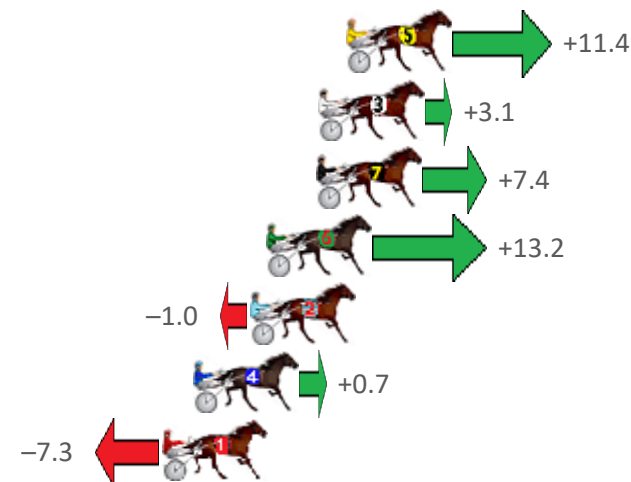
Albion Park Race 4 Distance 1660m

Friday, 9 September 2022

Gross Time: 1:58.50 MileRate: 1:54.90 LeadTime: 3.50s First Qtr: 28.00s Second Qtr: 30.30s Third Qtr: 28.80s Fourth Qtr: 27.90s

No Horse	Plc	Mar	800 Posi	400 Posi	Time	3rd Qtr	4th Qtr
5 ISOLATION	1	0.0m	11.4m (1)	8.0m (2)	1:58.50	28.55s	27.35s
3 REGULUS	2	1.1m	4.2m (0)	4.2m (0)	1:58.58	28.80s	27.68s
7 TUAPEKA GLORY	3	1.2m	8.6m (0)	9.4m (1)	1:58.59	28.85s	27.33s
6 LITTLE BOLT	4	3.2m	16.4m (1)	3.4m (2)	1:58.73	27.88s	27.89s
2 HE SAID SHE SAID	5	3.8m	2.8m (1)	0.8m (1)	1:58.78	28.66s	28.11s
4 GELDOF	6	6.1m	6.8m (1)	5.0m (1)	1:58.95	28.67s	27.98s
1 THE IRISH EAGLE	7	7.3m	0.0m (0)	0.0m (0)	1:59.04	28.81s	28.41s

Finish Position and metres gained from 800m





Home of PJ Harness Analyser

Want to know how successful PJ Harness Analyser is?
[Click here for regular updates](#)

www.pjdata.com.au
 admin@pjdata.com.au
 www.facebook.com/PJHarnessRacing



RISE Digital, Harness Racing Australia nor the provider accepts any responsibility for the completeness or accuracy of any of the information contained herein, and makes no representations about its suitability for any particular purpose. Users should make their own judgements about those matters and/or seek independent advice. You assume all risks associated with use of data provided on this page

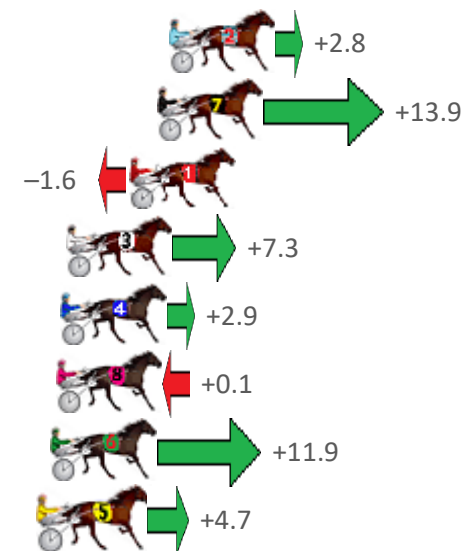
Albion Park Race 5 Distance 1660m

Friday, 9 September 2022

Gross Time: 2:03.50 MileRate: 1:59.70 LeadTime: 3.60s First Qtr: 29.50s Second Qtr: 33.20s Third Qtr: 28.60s Fourth Qtr: 28.60s

No Horse	Plc	Mar	800 Posi	400 Posi	Time	3rd Qtr	4th Qtr
2 SPRINGFIELD SPIRIT	1	0.0m	2.8m (1)	0.4m (1)	2:03.50	28.43s	28.57s
7 THE HARRIS HAWK	2	0.5m	14.4m (0)	7.8m (2)	2:03.54	28.13s	28.08s
1 GETALOADATHISBRO	3	1.6m	0.0m (0)	0.0m (0)	2:03.62	28.60s	28.71s
3 IM LOKI	4	4.1m	11.4m (1)	10.8m (1)	2:03.81	28.56s	28.12s
4 BONZA GUY	5	4.3m	7.2m (1)	5.0m (1)	2:03.82	28.44s	28.55s
8 JACOBS THUNDER	6	4.5m	4.6m (0)	5.0m (0)	2:03.84	28.63s	28.56s
6 GOSLING IN FLIGHT	7	4.7m	16.6m (1)	3.6m (2)	2:03.85	27.68s	28.68s
5 ONLY ONE DON	8	5.1m	9.8m (0)	10.4m (0)	2:03.88	28.64s	28.22s

Finish Position and metres gained from 800m





Home of PJ Harness Analyser

Want to know how successful PJ Harness Analyser is?
Click here for regular updates

www.pjdata.com.au
 admin@pjdata.com.au
 www.facebook.com/PJHarnessRacing



RISE Digital, Harness Racing Australia nor the provider accepts any responsibility for the completeness or accuracy of any of the information contained herein, and makes no representations about its suitability for any particular purpose. Users should make their own judgements about those matters and/or seek independent advice. You assume all risks associated with use of data provided on this page

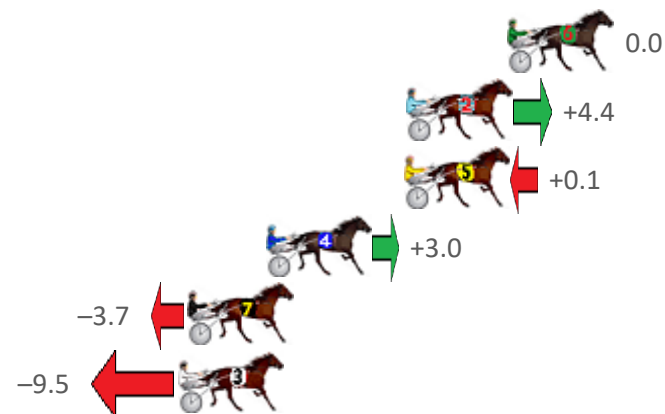
Albion Park Race 6 Distance 2138m

Friday, 9 September 2022

Gross Time: 2:36.10 MileRate: 1:57.50 LeadTime: 36.40s First Qtr: 31.00s Second Qtr: 30.40s Third Qtr: 28.90s Fourth Qtr: 29.40s

No Horse	Plc	Mar	800 Posi	400 Posi	Time	3rd Qtr	4th Qtr
6 HES PERFECTLY IDEA	1	0.0m	0.0m (0)	0.0m (0)	2:36.10	28.90s	29.40s
2 FAST TRACKER	2	4.0m	8.4m (0)	9.2m (0)	2:36.41	28.96s	29.02s
5 MISTER DIAMOND	3	4.1m	4.2m (0)	4.4m (0)	2:36.42	28.91s	29.38s
4 CAPTAIN OH CAPTAI	4	9.6m	12.6m (0)	13.8m (0)	2:36.84	28.99s	29.09s
7 BOTTLE ROCK	5	12.7m	9.0m (1)	7.4m (1)	2:37.08	28.78s	29.79s
3 BRIDGE COIN	6	13.1m	3.6m (1)	2.2m (1)	2:37.11	28.79s	30.20s

Finish Position and metres gained from 800m





Home of PJ Harness Analyser

Want to know how successful PJ Harness Analyser is?
Click here for regular updates

www.pjdata.com.au
 admin@pjdata.com.au
 www.facebook.com/PJHarnessRacing



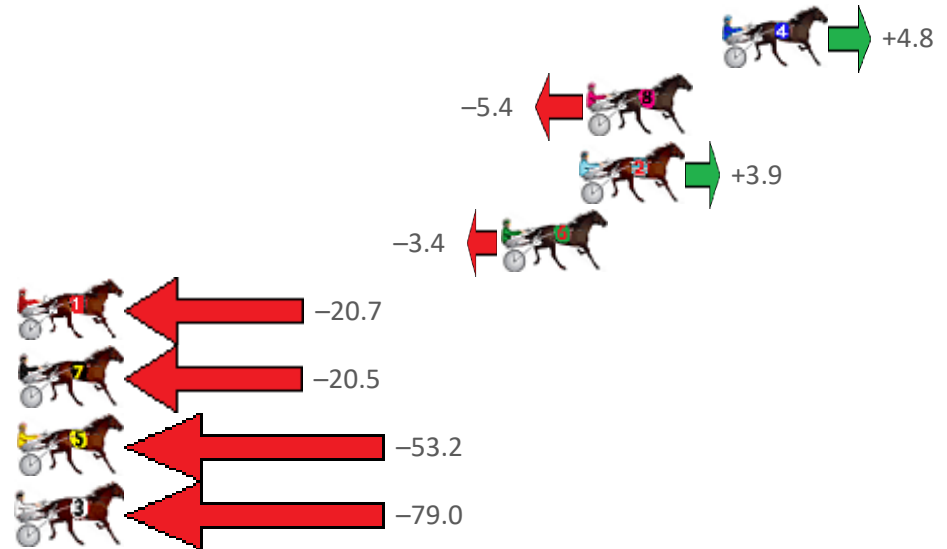
Albion Park Race 7 Distance 2138m

Friday, 9 September 2022

Gross Time: 2:42.50 MileRate: 2:02.30 LeadTime: 44.10s First Qtr: 30.90s Second Qtr: 30.00s Third Qtr: 28.40s Fourth Qtr: 29.10s

No Horse	Plc	Mar	800 Posi	400 Posi	Time	3rd Qtr	4th Qtr
4 BOURBONON THERO	1	0.0m	4.8m (0)	4.6m (0)	2:42.50	28.39s	28.77s
8 RIGONDEAUX	2	5.4m	0.0m (0)	0.0m (0)	2:42.91	28.40s	29.49s
2 MILLY AN EYRE	3	5.7m	9.6m (0)	9.4m (0)	2:42.94	28.39s	28.83s
6 INDEFENSIBLE	4	8.8m	5.4m (1)	12.6m (1)	2:43.17	28.92s	28.83s
1 CHOCOLATE HANDFU	5	47.5m	26.8m (0)	33.0m (1)	2:46.13	28.83s	30.15s
7 HELLO JOLENE JOLE	6	60.5m	40.0m (0)	50.0m (0)	2:47.12	29.11s	29.86s
5 SET ME FREE	7	66.2m	13.0m (1)	33.8m (0)	2:47.55	29.86s	31.44s
3 SONETTO	8	159.0m	80.0m (0)	120.0m (0)	2:54.64	31.22s	31.92s

Finish Position and metres gained from 800m





Home of PJ Harness Analyser

Want to know how successful PJ Harness Analyser is?

Click here for regular updates

www.pjdata.com.au
 admin@pjdata.com.au
 www.facebook.com/PJHarnessRacing



RISE Digital, Harness Racing Australia nor the provider accepts any responsibility for the completeness or accuracy of any of the information contained herein, and makes no representations about its suitability for any particular purpose. Users should make their own judgements about those matters and/or seek independent advice. You assume all risks associated with use of data provided on this page

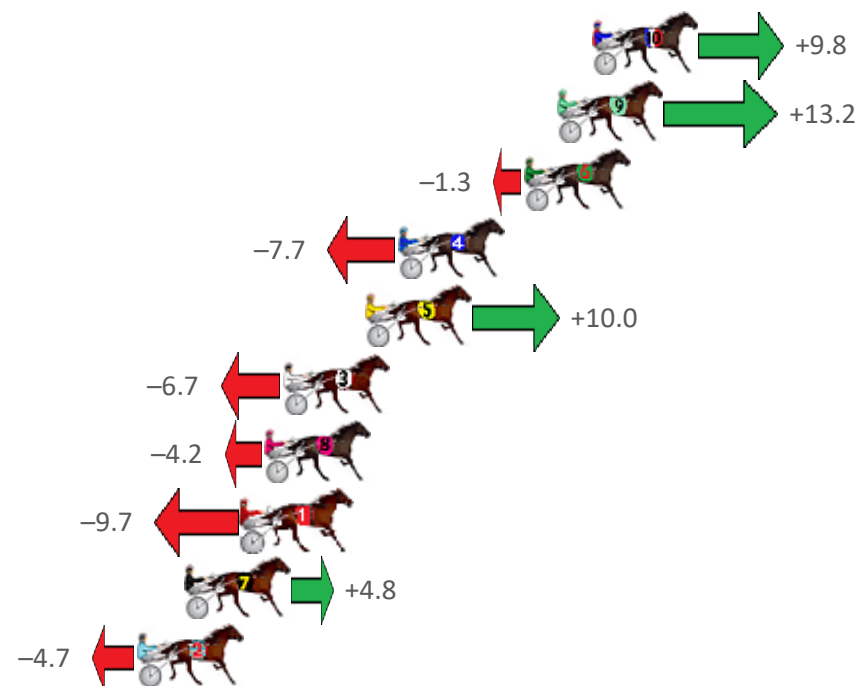
Albion Park Race 8 Distance 1660m

Friday, 9 September 2022

Gross Time: 2:02.60 MileRate: 1:58.90 LeadTime: 3.50s First Qtr: 28.90s Second Qtr: 31.50s Third Qtr: 29.20s Fourth Qtr: 29.50s

No Horse	Plc	Mar	800 Posi	400 Posi	Time	3rd Qtr	4th Qtr
10 ITSMEGS	1	0.0m	9.8m (1)	6.2m (2)	2:02.60	28.94s	29.05s
9 ELPINE SALLY	2	1.4m	14.6m (1)	10.8m (2)	2:02.71	28.93s	28.81s
6 LITTLEDEE	3	2.7m	1.4m (1)	2.6m (1)	2:02.81	29.29s	29.51s
4 NAUGHTYINHEAVEN	4	7.7m	0.0m (0)	0.0m (0)	2:03.20	29.20s	30.06s
5 TOOLITTLETOOLATE	5	9.0m	19.0m (1)	13.4m (1)	2:03.30	28.79s	29.18s
3 MOLLIDOR	6	12.3m	5.6m (1)	7.6m (1)	2:03.55	29.34s	29.84s
8 TRIOLI	7	13.0m	8.8m (0)	12.4m (0)	2:03.61	29.46s	29.54s
1 WILD ABOUT TOWN	8	13.9m	4.2m (0)	7.6m (0)	2:03.67	29.45s	29.96s
7 CIRCLE LINE	9	16.2m	21.0m (2)	18.0m (2)	2:03.85	28.98s	29.37s
2 IM ISABELLA	10	18.1m	13.4m (0)	18.0m (0)	2:04.00	29.54s	29.51s

Finish Position and metres gained from 800m





Home of PJ Harness Analyser

Want to know how successful PJ Harness Analyser is?
Click here for regular updates

www.pjdata.com.au
 admin@pjdata.com.au
 www.facebook.com/PJHarnessRacing



RISE Digital, Harness Racing Australia nor the provider accepts any responsibility for the completeness or accuracy of any of the information contained herein, and makes no representations about its suitability for any particular purpose. Users should make their own judgements about those matters and/or seek independent advice. You assume all risks associated with use of data provided on this page