

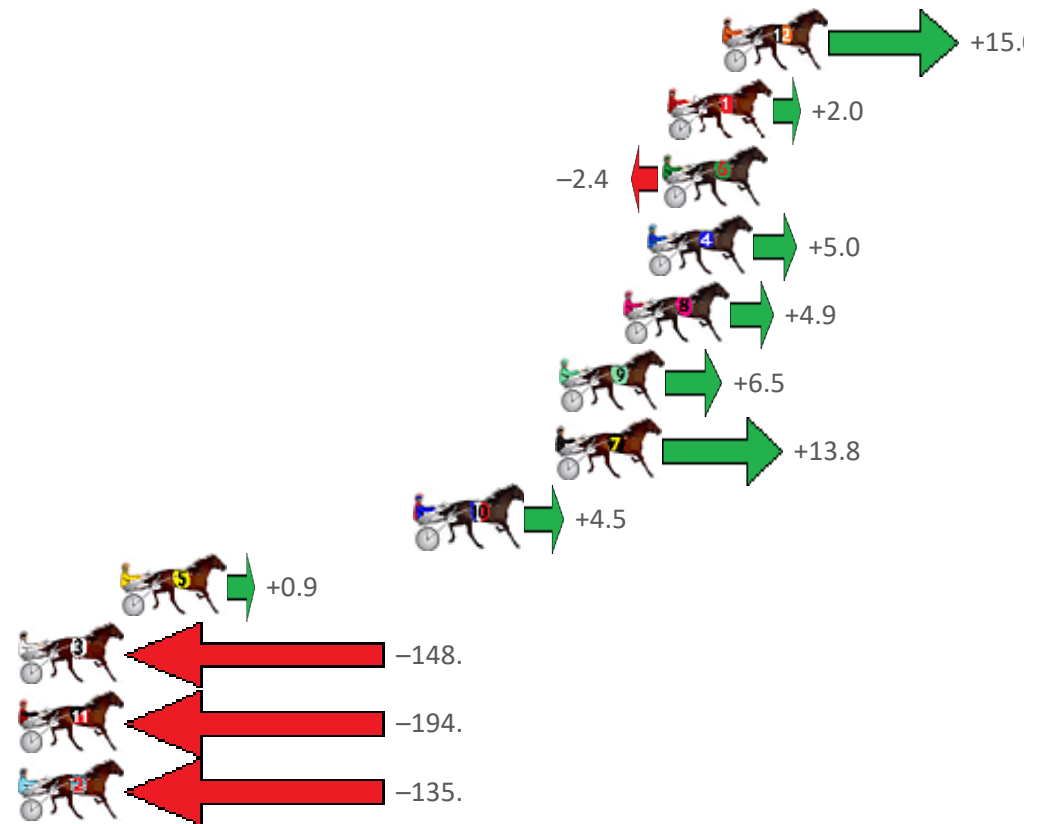
Albion Park Race 1 Distance 2138m

Saturday, 10 September 2022

Gross Time: 2:32.30 MileRate: 1:54.70 LeadTime: 37.40s First Qtr: 30.00s Second Qtr: 28.20s Third Qtr: 28.60s Fourth Qtr: 28.10s

No Horse	Plc	Mar	800 Posi	400 Posi	Time	3rd Qtr	4th Qtr
12 SAGINAW	1	0.0m	15.0m (2)	8.6m (1)	2:32.30	28.14s	27.50s
1 COPPERFIELD	2	2.2m	4.2m (0)	4.6m (0)	2:32.46	28.63s	27.93s
6 SCOTCH EN ICE	3	2.4m	0.0m (0)	0.0m (0)	2:32.48	28.60s	28.27s
4 SWAYZEE	4	3.0m	8.0m (1)	3.6m (1)	2:32.52	28.29s	28.06s
8 THE GROGFATHER	5	3.9m	8.8m (0)	9.0m (0)	2:32.59	28.61s	27.74s
9 ITZ MAJOR RICH	6	6.5m	13.0m (0)	14.4m (0)	2:32.78	28.69s	27.55s
7 MAJOR JAROD	7	6.6m	20.4m (2)	14.0m (2)	2:32.79	28.14s	27.58s
10 AIR TIME	8	12.1m	16.6m (1)	19.4m (0)	2:33.19	28.79s	27.59s
5 DOCTA FEELGOOD	9	23.9m	24.8m (2)	19.8m (2)	2:34.07	28.25s	28.39s
3 BOMB SUIT	10	160.0m	12.0m (1)	21.8m (1)	2:44.12	29.38s	37.75s
11 FRANCO NANDOR	11	198.2m	3.4m (1)	15.6m (1)	2:46.94	29.57s	40.86s
2 THE HERVEY BAY	12	285.7m	150.0m (0)	210.0m (0)	2:53.40	32.88s	33.39s

Finish Position and metres gained from 800m





Home of PJ Harness Analyser

Want to know how successful PJ Harness Analyser is?

[Click here for regular updates](#)



www.pjdata.com.au
 admin@pjdata.com.au
 www.facebook.com/PJHarnessRacing

RISE Digital, Harness Racing Australia nor the provider accepts any responsibility for the completeness or accuracy of any of the information contained herein, and makes no representations about its suitability for any particular purpose. Users should make their own judgements about those matters and/or seek independent advice. You assume all risks associated with use of data provided on this page

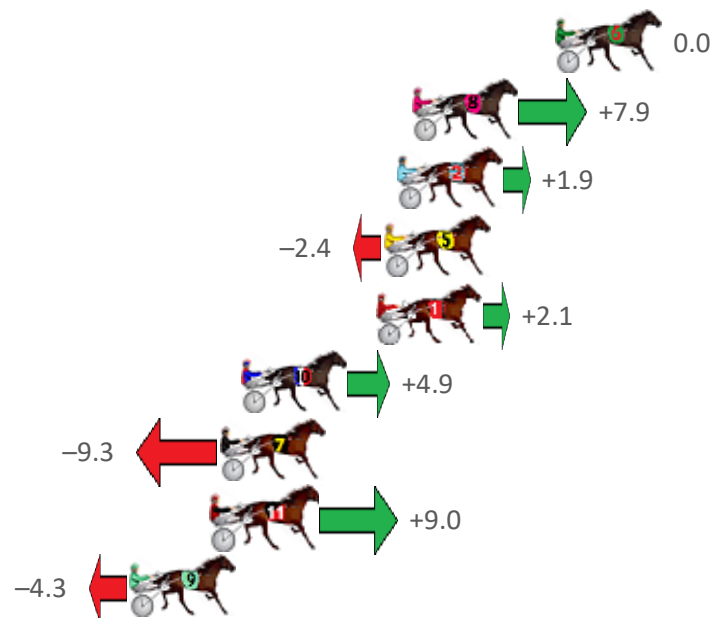
Albion Park Race 2 Distance 2138m

Saturday, 10 September 2022

Gross Time: 2:31.50 MileRate: 1:54.00 LeadTime: 37.00s First Qtr: 29.80s Second Qtr: 28.80s Third Qtr: 28.10s Fourth Qtr: 27.80s

No Horse	Plc	Mar	800 Posi	400 Posi	Time	3rd Qtr	4th Qtr
6 APHORISM	1	0.0m	0.0m (0)	0.0m (0)	2:31.50	28.10s	27.80s
8 ADMIRAL BRONSKI	2	5.7m	13.6m (0)	14.0m (0)	2:31.92	28.12s	27.23s
2 OHOKA JIMMY	3	6.3m	8.2m (1)	6.4m (2)	2:31.96	27.97s	27.79s
5 MOHS EM DOWN	4	6.8m	4.4m (0)	4.6m (0)	2:32.00	28.11s	27.95s
1 ROLL ONE OVER	5	7.1m	9.2m (0)	9.4m (0)	2:32.02	28.11s	27.64s
10 COURAGEOUS SAINT	6	12.5m	17.4m (1)	16.4m (1)	2:32.41	28.03s	27.53s
7 MISTERFREEZE	7	13.3m	4.0m (1)	7.8m (1)	2:32.47	28.37s	28.18s
11 SAM IS PERFECTION	8	13.6m	22.6m (1)	18.6m (2)	2:32.49	27.82s	27.45s
9 MAFUTA VAUTIN	9	16.9m	12.6m (1)	12.2m (2)	2:32.74	28.07s	28.12s

Finish Position and metres gained from 800m





Home of PJ Harness Analyser

Want to know how successful PJ Harness Analyser is?
[Click here for regular updates](#)

www.pjdata.com.au
 admin@pjdata.com.au
 www.facebook.com/PJHarnessRacing



RISE Digital, Harness Racing Australia nor the provider accepts any responsibility for the completeness or accuracy of any of the information contained herein, and makes no representations about its suitability for any particular purpose. Users should make their own judgements about those matters and/or seek independent advice. You assume all risks associated with use of data provided on this page

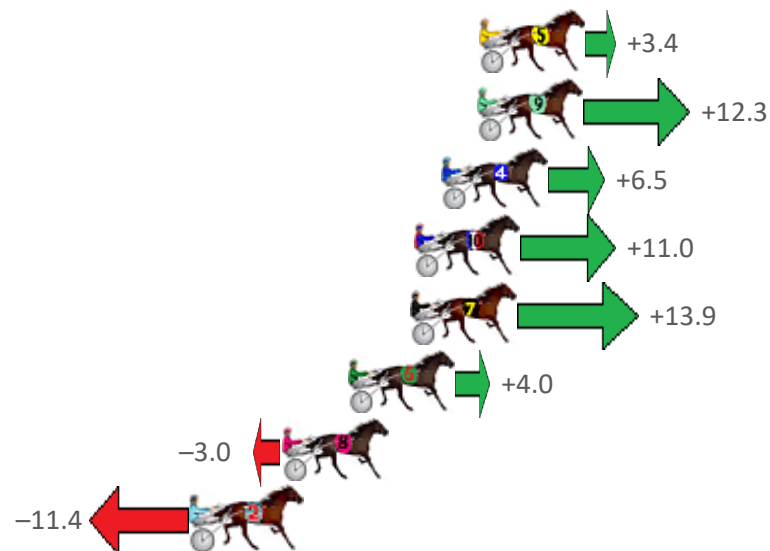
Albion Park Race 3 Distance 1660m

Saturday, 10 September 2022

Gross Time: 1:57.00 MileRate: 1:53.40 LeadTime: 3.60s First Qtr: 28.30s Second Qtr: 29.20s Third Qtr: 28.00s Fourth Qtr: 27.90s

No Horse	Plc	Mar	800 Posi	400 Posi	Time	3rd Qtr	4th Qtr
5 AUNTY BELLA	1	0.0m	3.4m (1)	0.2m (1)	1:57.00	27.78s	27.89s
9 BELLA BALL TERROR	2	0.1m	12.4m (1)	8.6m (2)	1:57.01	27.73s	27.31s
4 MISTERY ROAD	3	1.5m	8.0m (1)	5.4m (1)	1:57.11	27.82s	27.63s
10 OBI ONE	4	2.6m	13.6m (0)	10.2m (1)	1:57.19	27.76s	27.37s
7 RONALDO	5	2.7m	16.6m (1)	1.2m (2)	1:57.20	26.93s	28.00s
6 MUCH BETTOR	6	5.2m	9.2m (0)	8.8m (0)	1:57.38	27.97s	27.65s
8 KEAYANG MARVEN	7	7.8m	4.8m (0)	4.4m (0)	1:57.57	27.97s	28.14s
2 PERFECT CUT	8	11.4m	0.0m (0)	0.0m (0)	1:57.84	28.00s	28.69s

Finish Position and metres gained from 800m





Home of PJ Harness Analyser

Want to know how successful PJ Harness Analyser is?
Click here for regular updates

www.pjdata.com.au
 admin@pjdata.com.au
 www.facebook.com/PJHarnessRacing



RISE Digital, Harness Racing Australia nor the provider accepts any responsibility for the completeness or accuracy of any of the information contained herein, and makes no representations about its suitability for any particular purpose. Users should make their own judgements about those matters and/or seek independent advice. You assume all risks associated with use of data provided on this page

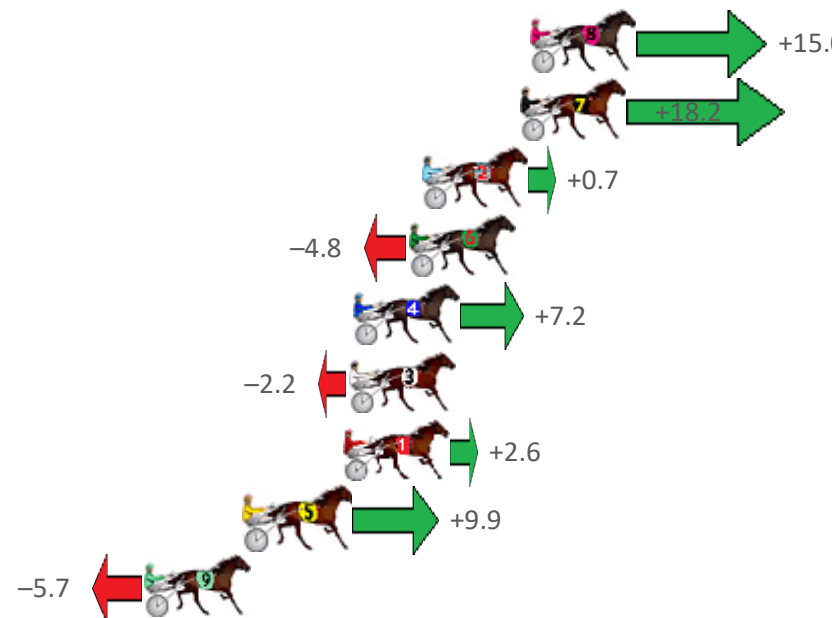
Albion Park Race 4 Distance 1660m

Saturday, 10 September 2022

Gross Time: 1:55.60 MileRate: 1:52.10 LeadTime: 3.40s First Qtr: 27.40s Second Qtr: 29.70s Third Qtr: 27.30s Fourth Qtr: 27.80s

No Horse	Plc	Mar	800 Posi	400 Posi	Time	3rd Qtr	4th Qtr
8 BIG WHEELS	1	0.0m	15.0m (0)	16.8m (0)	1:55.60	27.43s	26.64s
7 MAKE MINE MEMPH	2	0.4m	18.6m (1)	8.8m (2)	1:55.63	26.63s	27.22s
2 DANCE IN THE SUN	3	4.3m	5.0m (0)	5.4m (0)	1:55.91	27.33s	27.72s
6 PACIFIC DRUMS	4	4.8m	0.0m (0)	0.0m (0)	1:55.95	27.30s	28.13s
4 JUMPING JACK JIMM	5	7.0m	14.2m (1)	13.0m (1)	1:56.11	27.22s	27.39s
3 ESCALERA	6	7.2m	5.0m (1)	3.4m (1)	1:56.13	27.19s	28.06s
1 COMMODORE JUJO	7	7.4m	10.0m (0)	10.4m (0)	1:56.14	27.33s	27.59s
5 JACK WILLIAM	8	11.3m	21.2m (0)	22.0m (0)	1:56.43	27.36s	27.06s
9 BETTERTHANDIAMO	9	15.3m	9.6m (1)	8.2m (1)	1:56.72	27.20s	28.29s

Finish Position and metres gained from 800m





Home of PJ Harness Analyser

Want to know how successful PJ Harness Analyser is?
Click here for regular updates

www.pjdata.com.au
 admin@pjdata.com.au
 www.facebook.com/PJHarnessRacing



RISE Digital, Harness Racing Australia nor the provider accepts any responsibility for the completeness or accuracy of any of the information contained herein, and makes no representations about its suitability for any particular purpose. Users should make their own judgements about those matters and/or seek independent advice. You assume all risks associated with use of data provided on this page

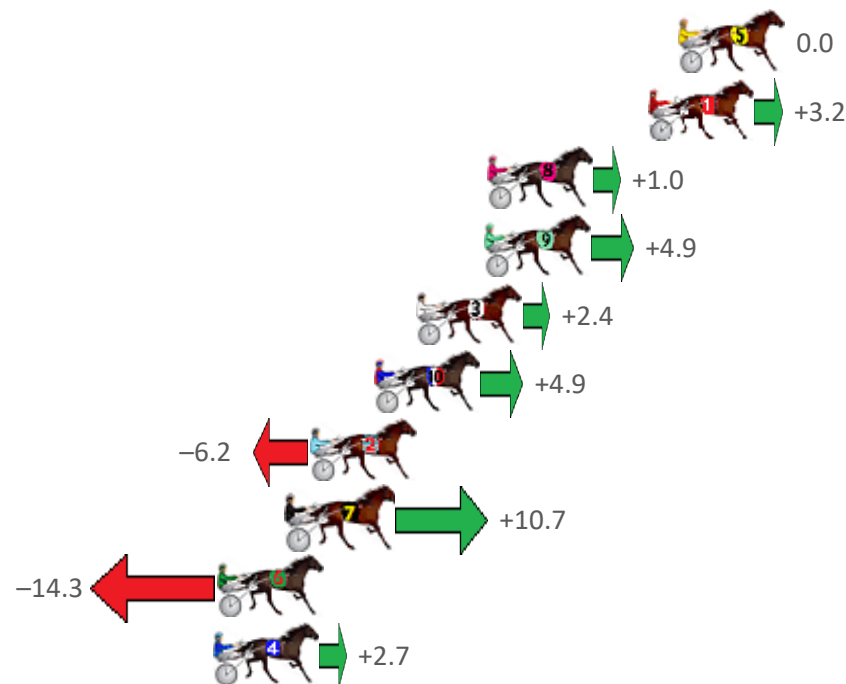
Albion Park Race 5 Distance 1660m

Saturday, 10 September 2022

Gross Time: 1:57.90 MileRate: 1:54.30 LeadTime: 3.40s First Qtr: 28.10s Second Qtr: 30.20s Third Qtr: 28.60s Fourth Qtr: 27.60s

No Horse	Plc	Mar	800 Posi	400 Posi	Time	3rd Qtr	4th Qtr
5 PARKED IN HEAVEN	1	0.0m	0.0m (0)	0.0m (0)	1:57.90	28.60s	27.60s
1 DANCINTOTHEBEAT	2	1.2m	4.4m (0)	4.6m (0)	1:57.99	28.61s	27.37s
8 GUNNA NEEDAMAR	3	7.6m	8.6m (0)	8.8m (0)	1:58.45	28.61s	27.52s
9 ROSES ARE SWEET	4	7.7m	12.6m (1)	13.0m (1)	1:58.46	28.62s	27.24s
3 ONLY ONCE BITTEN	5	10.4m	12.8m (0)	13.0m (0)	1:58.66	28.61s	27.42s
10 MISS VERSTAPPEN	6	12.1m	17.0m (1)	17.4m (1)	1:58.78	28.62s	27.24s
2 SHEREACTS	7	14.6m	8.4m (1)	8.4m (1)	1:58.96	28.61s	28.03s
7 CALA JANE	8	15.5m	26.2m (1)	22.0m (1)	1:59.03	28.30s	27.15s
6 WATCHFUL LADY	9	18.3m	4.0m (1)	3.4m (1)	1:59.23	28.58s	28.62s
4 LUCKY NUTTER	10	18.5m	21.2m (1)	19.2m (0)	1:59.24	28.46s	27.55s

Finish Position and metres gained from 800m





Home of PJ Harness Analyser

Want to know how successful PJ Harness Analyser is?
[Click here for regular updates](#)

www.pjdata.com.au
 admin@pjdata.com.au
 www.facebook.com/PJHarnessRacing



RISE Digital, Harness Racing Australia nor the provider accepts any responsibility for the completeness or accuracy of any of the information contained herein, and makes no representations about its suitability for any particular purpose. Users should make their own judgements about those matters and/or seek independent advice. You assume all risks associated with use of data provided on this page

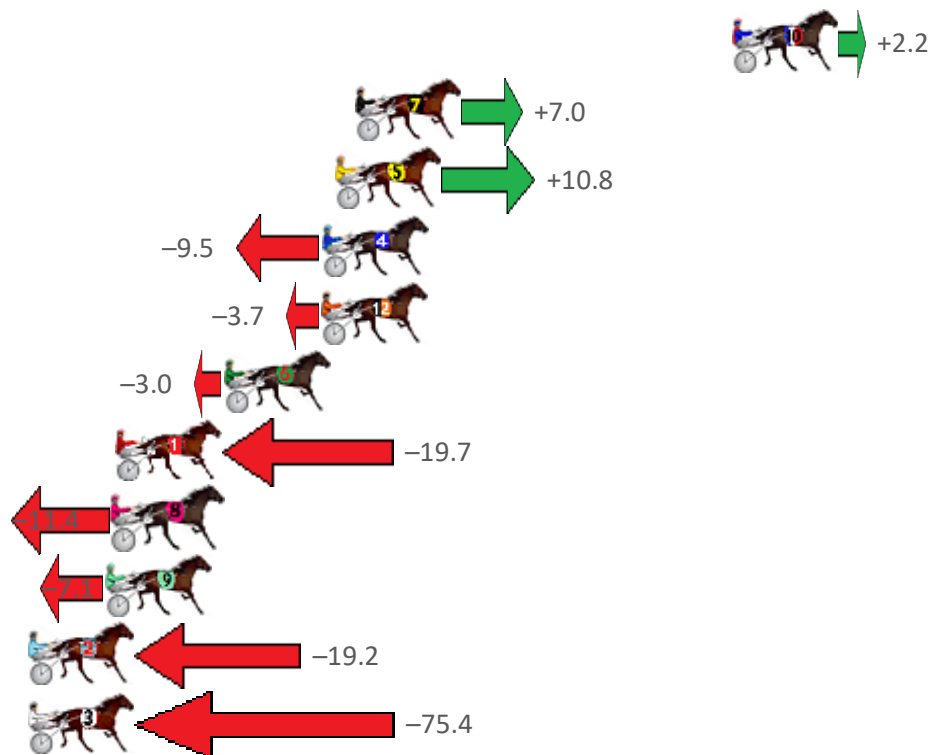
Albion Park Race 6 Distance 2138m

Saturday, 10 September 2022

Gross Time: 2:33.00 MileRate: 1:55.10 LeadTime: 37.50s First Qtr: 29.60s Second Qtr: 29.80s Third Qtr: 28.80s Fourth Qtr: 27.30s

No Horse	Plc	Mar	800 Posi	400 Posi	Time	3rd Qtr	4th Qtr
10 PARAMA	1	0.0m	2.2m (1)	0.0m (0)	2:33.00	28.65s	27.30s
7 JOEY LINCOLN	2	15.0m	22.0m (1)	17.4m (2)	2:34.08	28.47s	27.14s
5 BACKINTOWN	3	15.8m	26.6m (1)	12.8m (2)	2:34.14	27.84s	27.50s
4 MIGHTY GEORGE	4	16.3m	6.8m (1)	4.8m (0)	2:34.17	28.68s	28.08s
12 MAYWYN TROUBAD	5	16.3m	12.6m (1)	9.4m (1)	2:34.17	28.59s	27.77s
6 THE POOBAH	6	20.2m	17.2m (1)	13.4m (1)	2:34.45	28.55s	27.76s
1 BLACKJACK BART	7	24.5m	4.8m (0)	21.2m (0)	2:34.76	29.95s	27.52s
8 JIGAMAROO	8	24.6m	13.2m (0)	25.4m (1)	2:34.77	29.65s	27.25s
9 YANKEE C J	9	24.9m	17.8m (0)	17.8m (1)	2:34.79	28.81s	27.78s
2 HIGH ON MONTANA	10	28.2m	9.0m (0)	25.2m (0)	2:35.03	29.94s	27.50s
3 BEALE STREET	11	75.4m	0.0m (0)	15.6m (0)	2:38.42	30.00s	31.36s

Finish Position and metres gained from 800m



Home of PJ Harness Analyser

Want to know how successful PJ Harness Analyser is?

Click here for regular updates

www.pjdata.com.au
 admin@pjdata.com.au
 www.facebook.com/PJHarnessRacing

RISE Digital, Harness Racing Australia nor the provider accepts any responsibility for the completeness or accuracy of any of the information contained herein, and makes no representations about its suitability for any particular purpose. Users should make their own judgements about those matters and/or seek independent advice. You assume all risks associated with use of data provided on this page

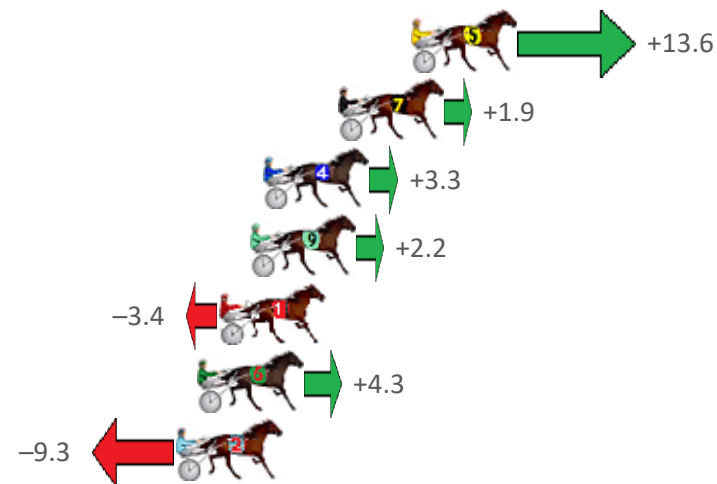
Albion Park Race 7 Distance 1660m

Saturday, 10 September 2022

Gross Time: 1:57.60 MileRate: 1:54.00 LeadTime: 3.70s First Qtr: 28.20s Second Qtr: 28.40s Third Qtr: 28.80s Fourth Qtr: 28.50s

No Horse	Plc	Mar	800 Posi	400 Posi	Time	3rd Qtr	4th Qtr
5 GIRL FROM OZ	1	0.0m	13.6m (1)	2.6m (2)	1:57.60	28.02s	28.32s
7 JENDEN STRIKE	2	2.9m	4.8m (1)	0.0m (1)	1:57.82	28.46s	28.71s
4 MOLLIESMARYELLE	3	5.9m	9.2m (1)	4.6m (1)	1:58.04	28.47s	28.59s
9 MAMMALS MAGIC	4	6.4m	8.6m (0)	8.8m (0)	1:58.08	28.81s	28.33s
1 BAKER CREEK	5	7.6m	4.2m (0)	4.2m (0)	1:58.17	28.80s	28.74s
6 RAANI	6	8.5m	12.8m (0)	10.4m (1)	1:58.24	28.63s	28.37s
2 SLICK SOPHIE	7	9.3m	0.0m (0)	0.0m (0)	1:58.30	28.80s	29.16s

Finish Position and metres gained from 800m





Home of PJ Harness Analyser

Want to know how successful PJ Harness Analyser is?
[Click here for regular updates](#)



www.pjdata.com.au
 admin@pjdata.com.au
 www.facebook.com/PJHarnessRacing

RISE Digital, Harness Racing Australia nor the provider accepts any responsibility for the completeness or accuracy of any of the information contained herein, and makes no representations about its suitability for any particular purpose. Users should make their own judgements about those matters and/or seek independent advice. You assume all risks associated with use of data provided on this page

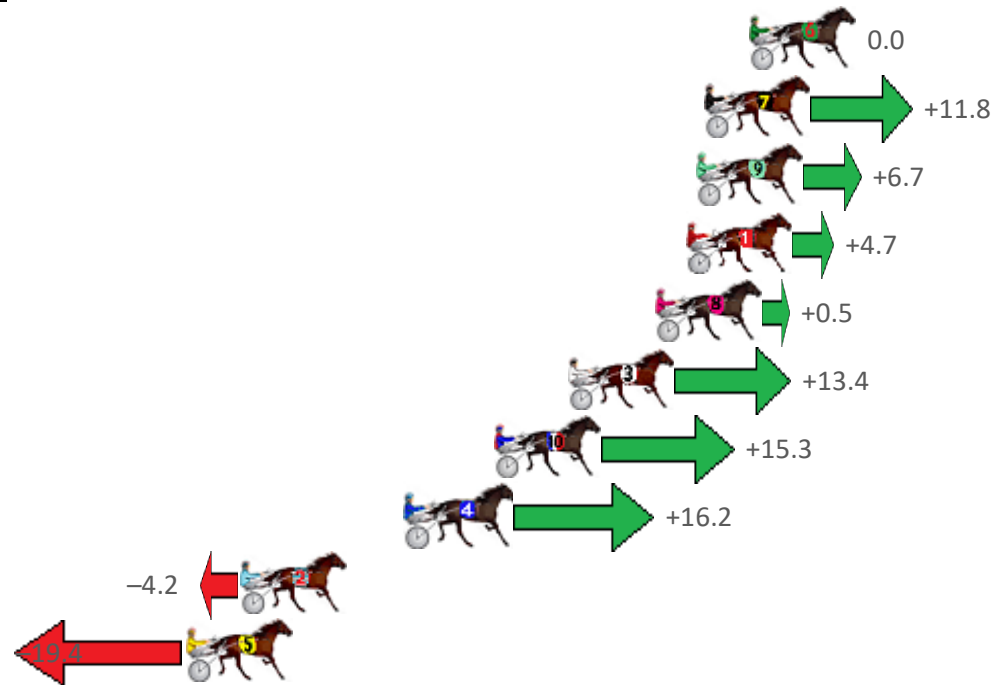
Albion Park Race 8 Distance 1660m

Saturday, 10 September 2022

Gross Time: 1:58.60 MileRate: 1:55.00 LeadTime: 3.60s First Qtr: 26.90s Second Qtr: 29.00s Third Qtr: 29.50s Fourth Qtr: 29.60s

No Horse	Plc	Mar	800 Posi	400 Posi	Time	3rd Qtr	4th Qtr
6 WILLIEWA LIGHTNIN	1	0.0m	0.0m (0)	0.0m (0)	1:58.60	29.50s	29.60s
7 SHADYS DELIGHT	2	1.8m	13.6m (0)	14.6m (0)	1:58.74	29.58s	28.66s
9 SHEZALUCKYLADY	3	2.1m	8.8m (0)	10.2m (0)	1:58.76	29.60s	29.00s
1 DOLLARBILL	4	2.5m	7.2m (1)	8.0m (2)	1:58.79	29.56s	29.20s
8 CHARLEVOIX	5	3.7m	4.2m (0)	5.4m (0)	1:58.89	29.59s	29.47s
3 BUKTHSYSTEM	6	7.2m	20.6m (1)	19.2m (2)	1:59.16	29.40s	28.72s
10 BULLDOG BRAWLER	7	10.1m	25.4m (1)	14.0m (2)	1:59.38	28.66s	29.31s
4 SAILALONG SINBAD	8	13.6m	29.8m (1)	26.4m (1)	1:59.66	29.25s	28.66s
2 NESTERS HILL	9	20.2m	16.0m (1)	15.4m (1)	2:00.17	29.46s	29.95s
5 GABBYS SPORTSTAR	10	22.4m	3.0m (1)	10.4m (1)	2:00.34	30.04s	30.48s

Finish Position and metres gained from 800m





Home of PJ Harness Analyser

Want to know how successful PJ Harness Analyser is?
Click here for regular updates

www.pjdata.com.au
 admin@pjdata.com.au
 www.facebook.com/PJHarnessRacing



RISE Digital, Harness Racing Australia nor the provider accepts any responsibility for the completeness or accuracy of any of the information contained herein, and makes no representations about its suitability for any particular purpose. Users should make their own judgements about those matters and/or seek independent advice. You assume all risks associated with use of data provided on this page

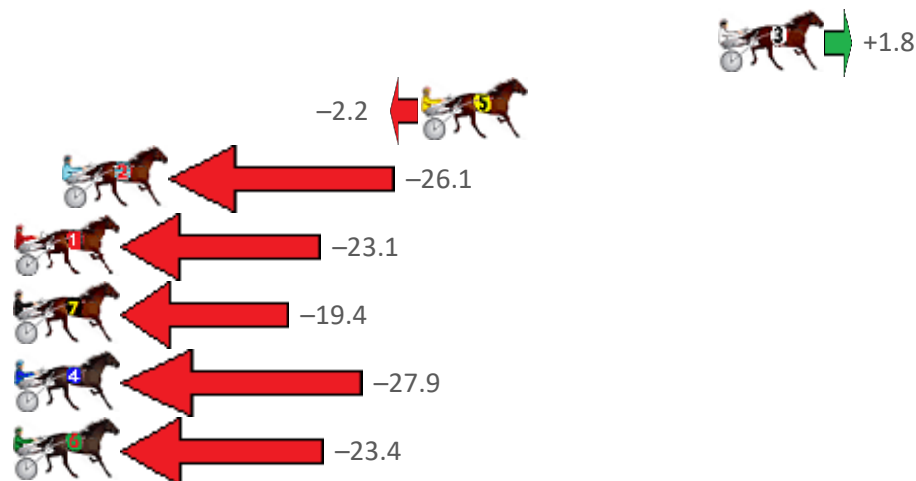
Albion Park Race 9 Distance 1660m

Saturday, 10 September 2022

Gross Time: 1:52.60 MileRate: 1:49.20 LeadTime: 3.40s First Qtr: 26.40s Second Qtr: 28.20s Third Qtr: 27.00s Fourth Qtr: 27.60s

No Horse	Plc	Mar	800 Posi	400 Posi	Time	3rd Qtr	4th Qtr
3 BLACKSADANCE	1	0.0m	1.8m (1)	0.0m (0)	1:52.60	26.88s	27.60s
5 NORTHVIEW HUSTLE	2	11.8m	9.6m (0)	18.6m (1)	1:53.46	27.62s	27.13s
2 CRUZ BROMAC	3	26.1m	0.0m (0)	9.8m (0)	1:54.50	27.65s	28.72s
1 FEELINGFORARAINB	4	28.1m	5.0m (0)	14.4m (0)	1:54.64	27.63s	28.54s
7 WILL THE WIZARD	5	30.4m	11.0m (1)	12.8m (1)	1:54.81	27.11s	28.81s
4 TOMMY LINCOLN	6	34.1m	6.2m (1)	8.4m (1)	1:55.08	27.13s	29.36s
6 CARDLESFROMHEAV	7	37.4m	14.0m (0)	24.2m (1)	1:55.32	27.68s	28.51s

Finish Position and metres gained from 800m





Home of PJ Harness Analyser

Want to know how successful PJ Harness Analyser is?
Click here for regular updates

www.pjdata.com.au
 admin@pjdata.com.au
 www.facebook.com/PJHarnessRacing



RISE Digital, Harness Racing Australia nor the provider accepts any responsibility for the completeness or accuracy of any of the information contained herein, and makes no representations about its suitability for any particular purpose. Users should make their own judgements about those matters and/or seek independent advice. You assume all risks associated with use of data provided on this page

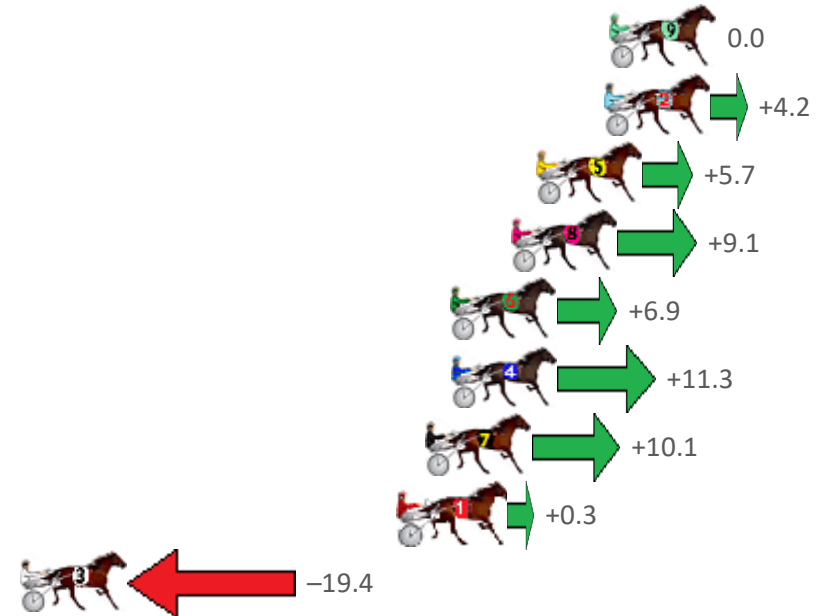
Albion Park Race 10 Distance 2138m

Saturday, 10 September 2022

Gross Time: 2:37.80 MileRate: 1:58.80 LeadTime: 39.60s First Qtr: 29.90s Second Qtr: 30.30s Third Qtr: 29.10s Fourth Qtr: 28.90s

No Horse	Plc	Mar	800 Posi	400 Posi	Time	3rd Qtr	4th Qtr
9 GEE UP NEDDY	1	0.0m	0.0m (0)	0.0m (0)	2:37.80	29.10s	28.90s
2 KING OF THE NORTH	2	0.2m	4.4m (0)	4.4m (0)	2:37.82	29.10s	28.60s
5 HUMBLE LADD	3	2.9m	8.6m (1)	0.0m (1)	2:38.02	28.48s	29.11s
8 RED CASTLETON	4	3.9m	13.0m (0)	10.6m (0)	2:38.10	28.93s	28.42s
6 SIR FAHRENHEIT	5	6.3m	13.2m (1)	4.4m (3)	2:38.28	28.47s	29.04s
4 KINGDOM COME	6	6.3m	17.6m (0)	13.4m (2)	2:38.28	28.80s	28.39s
7 MORE SHADES OF G	7	7.3m	17.4m (1)	6.8m (2)	2:38.35	28.34s	28.94s
1 FATHER CHRISTMAS	8	8.3m	8.6m (0)	9.6m (1)	2:38.43	29.17s	28.81s
3 STRESS FACTOR	9	23.4m	4.0m (1)	5.2m (1)	2:39.57	29.19s	30.21s

Finish Position and metres gained from 800m





Home of PJ Harness Analyser

Want to know how successful PJ Harness Analyser is?
Click here for regular updates

www.pjdata.com.au
 admin@pjdata.com.au
 www.facebook.com/PJHarnessRacing



RISE Digital, Harness Racing Australia nor the provider accepts any responsibility for the completeness or accuracy of any of the information contained herein, and makes no representations about its suitability for any particular purpose. Users should make their own judgements about those matters and/or seek independent advice. You assume all risks associated with use of data provided on this page