

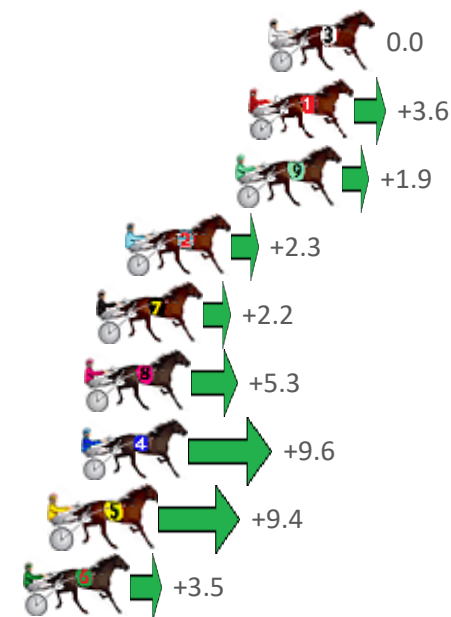
Redcliffe Race 1 Distance 1780m

Wednesday, 14 September 2022

Gross Time: 2:13.70 MileRate: 2:00.90 LeadTime: 11.20s First Qtr: 31.50s Second Qtr: 32.80s Third Qtr: 30.10s Fourth Qtr: 28.10s

No Horse	Plc	Mar	800 Posi	400 Posi	Time	3rd Qtr	4th Qtr
3 ZARAS A TREASURE	1	0.0m	0.0m (0)	0.0m (0)	2:13.70	30.10s	28.10s
1 FAIREACHDAINN	2	0.8m	4.4m (0)	4.6m (0)	2:13.76	30.11s	27.83s
9 LOVIN MISS DIXIE	3	1.3m	3.2m (1)	0.6m (1)	2:13.80	29.91s	28.15s
2 MERGE RIGHT	4	5.7m	8.0m (1)	6.2m (1)	2:14.12	29.97s	28.07s
7 KEAYANG TARA	5	6.8m	9.0m (0)	9.6m (0)	2:14.20	30.14s	27.90s
8 CUPCAKESNWHIPCR	6	7.3m	12.6m (1)	12.4m (1)	2:14.24	30.07s	27.74s
4 CHEDDAR MADE BET	7	7.4m	17.0m (1)	3.4m (2)	2:14.25	29.13s	28.38s
5 IDEAL TIGER	8	8.6m	18.0m (0)	8.8m (2)	2:14.34	29.43s	28.09s
6 BEEF CITY BLAZE	9	9.7m	13.2m (0)	14.2m (0)	2:14.42	30.16s	27.79s

Finish Position and metres gained from 800m





Home of PJ Harness Analyser

Want to know how successful PJ Harness Analyser is?
[Click here for regular updates](#)

www.pjdata.com.au
 admin@pjdata.com.au
 www.facebook.com/PJHarnessRacing



RISE Digital, Harness Racing Australia nor the provider accepts any responsibility for the completeness or accuracy of any of the information contained herein, and makes no representations about its suitability for any particular purpose. Users should make their own judgements about those matters and/or seek independent advice. You assume all risks associated with use of data provided on this page

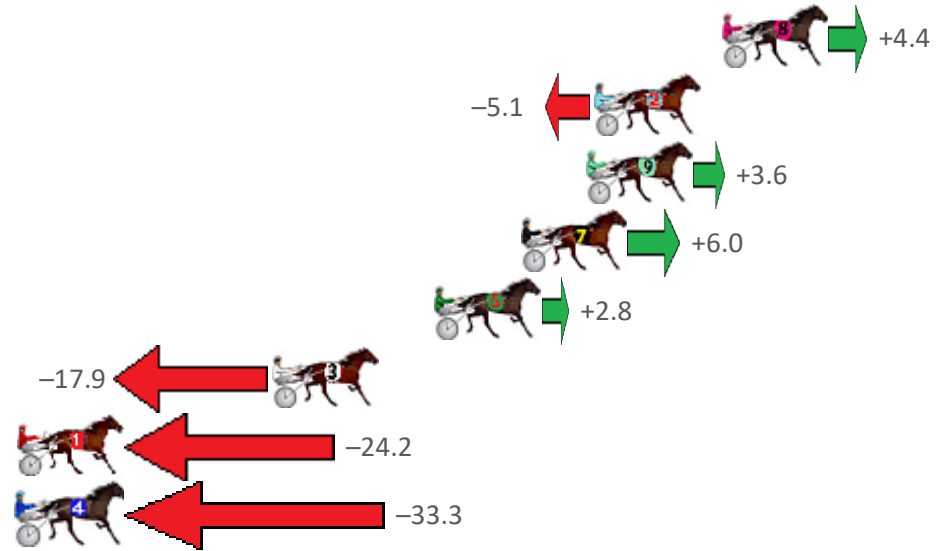
Redcliffe Race 2 Distance 2040m

Wednesday, 14 September 2022

Gross Time: 2:34.70 MileRate: 2:02.00 LeadTime: 30.30s First Qtr: 33.20s Second Qtr: 32.00s Third Qtr: 29.40s Fourth Qtr: 29.80s

No Horse	Plc	Mar	800 Posi	400 Posi	Time	3rd Qtr	4th Qtr
8 INDY JEWEL	1	0.0m	4.4m (1)	4.4m (1)	2:34.70	29.40s	29.47s
2 OUR BOY ROY	2	5.1m	0.0m (1)	0.0m (1)	2:35.10	29.40s	30.18s
9 SWEET JASMINE	3	5.4m	9.0m (1)	9.4m (1)	2:35.12	29.43s	29.50s
7 DELIGHTFUL RAINBO	4	8.0m	14.0m (0)	14.4m (0)	2:35.32	29.43s	29.33s
6 MATATOKI	5	11.4m	14.2m (1)	14.2m (1)	2:35.59	29.40s	29.59s
3 THE REAL VANESSA	6	17.9m	0.0m (0)	0.2m (0)	2:36.10	29.41s	31.11s
1 JELIGNITE JACK	7	33.0m	8.8m (0)	9.0m (0)	2:37.28	29.40s	31.58s
4 COURAGEOUS SAM	8	37.5m	4.2m (0)	4.2m (0)	2:37.63	29.38s	32.27s

Finish Position and metres gained from 800m





Home of PJ Harness Analyser

Want to know how successful PJ Harness Analyser is?
[Click here for regular updates](#)

www.pjdata.com.au
 admin@pjdata.com.au
 www.facebook.com/PJHarnessRacing



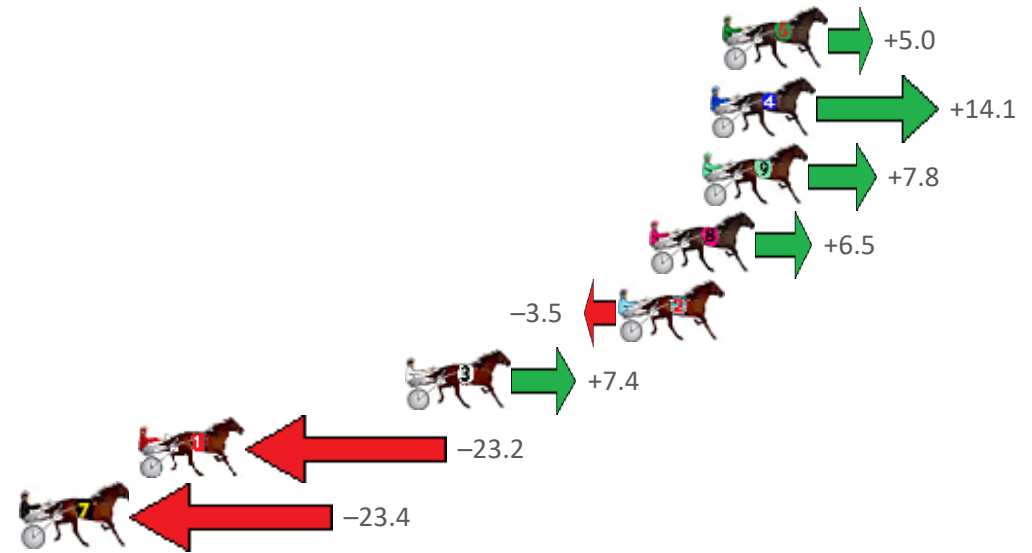
Redcliffe Race 3 Distance 2040m

Wednesday, 14 September 2022

Gross Time: 2:31.90 MileRate: 1:59.80 LeadTime: 32.00s First Qtr: 32.20s Second Qtr: 29.90s Third Qtr: 28.50s Fourth Qtr: 29.30s

No Horse	Plc	Mar	800 Posi	400 Posi	Time	3rd Qtr	4th Qtr
6 MISTY CREEK	1	0.0m	5.0m (1)	1.2m (2)	2:31.90	28.23s	29.21s
4 OYSTER STRIDE	2	0.5m	14.6m (1)	11.6m (1)	2:31.94	28.30s	28.49s
9 DESPONDENT	3	0.8m	8.6m (0)	9.2m (0)	2:31.96	28.55s	28.69s
8 CONVAIR HUSTLER	4	2.9m	9.4m (1)	7.0m (1)	2:32.12	28.33s	29.00s
2 HES SWEET	5	4.1m	0.6m (1)	0.0m (1)	2:32.22	28.45s	29.60s
3 CAMROLLER	6	12.6m	20.0m (1)	15.2m (0)	2:32.87	28.16s	29.11s
1 FIRE AND ICE	7	23.2m	0.0m (0)	0.6m (0)	2:33.68	28.52s	30.95s
7 JILLIBY JACKPOT	8	27.8m	4.4m (0)	4.8m (0)	2:34.04	28.51s	30.98s

Finish Position and metres gained from 800m





Home of PJ Harness Analyser

Want to know how successful PJ Harness Analyser is?

Click here for regular updates

www.pjdata.com.au
 admin@pjdata.com.au
 www.facebook.com/PJHarnessRacing



RISE Digital, Harness Racing Australia nor the provider accepts any responsibility for the completeness or accuracy of any of the information contained herein, and makes no representations about its suitability for any particular purpose. Users should make their own judgements about those matters and/or seek independent advice. You assume all risks associated with use of data provided on this page

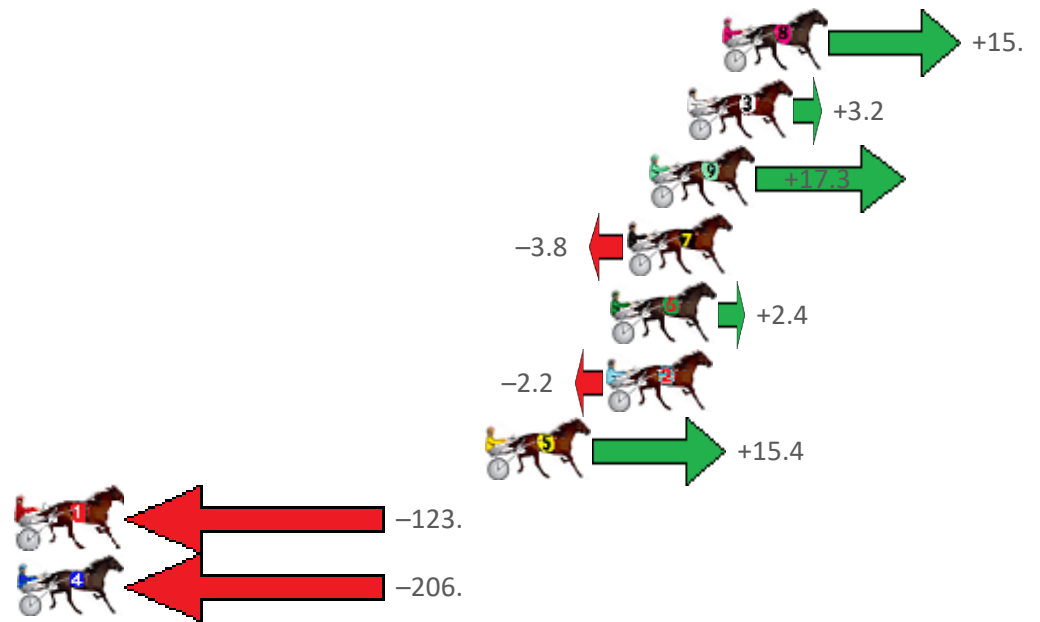
Redcliffe Race 4 Distance 2040m

Wednesday, 14 September 2022

Gross Time: 2:34.30 MileRate: 2:01.70 LeadTime: 32.50s First Qtr: 31.20s Second Qtr: 30.70s Third Qtr: 29.70s Fourth Qtr: 30.20s

No Horse	Plc	Mar	800 Posi	400 Posi	Time	3rd Qtr	4th Qtr
8 ROCKNROLL DA GA	1	0.0m	15.2m (1)	14.4m (1)	2:34.30	29.65s	29.12s
3 CALL ME TRISH	2	1.4m	4.6m (1)	5.2m (1)	2:34.41	29.75s	29.91s
9 SHAKALAKABOOMB	3	2.9m	20.2m (1)	10.0m (0)	2:34.53	28.94s	29.67s
7 TRACER BULLET	4	3.8m	0.0m (1)	0.0m (1)	2:34.60	29.70s	30.49s
6 MY SECRET BEACH	5	4.4m	6.8m (0)	5.0m (0)	2:34.65	29.57s	30.15s
2 TEACHERS PET	6	4.6m	2.4m (0)	0.0m (0)	2:34.66	29.52s	30.55s
5 SPECIALANDIKNOWI	7	9.4m	24.8m (1)	13.8m (2)	2:35.04	28.88s	29.87s
1 HURRICANE DREAM	8	139.9m	16.4m (0)	50.0m (0)	2:45.36	32.15s	36.95s
4 TORO DELAGO	9	217.5m	10.6m (1)	10.0m (1)	2:51.50	29.53s	45.78s

Finish Position and metres gained from 800m





Home of PJ Harness Analyser
 Want to know how successful PJ Harness Analyser is?
 Click here for regular updates

www.pjdata.com.au
 admin@pjdata.com.au
 www.facebook.com/PJHarnessRacing



RISE Digital, Harness Racing Australia nor the provider accepts any responsibility for the completeness or accuracy of any of the information contained herein, and makes no representations about its suitability for any particular purpose. Users should make their own judgements about those matters and/or seek independent advice. You assume all risks associated with use of data provided on this page

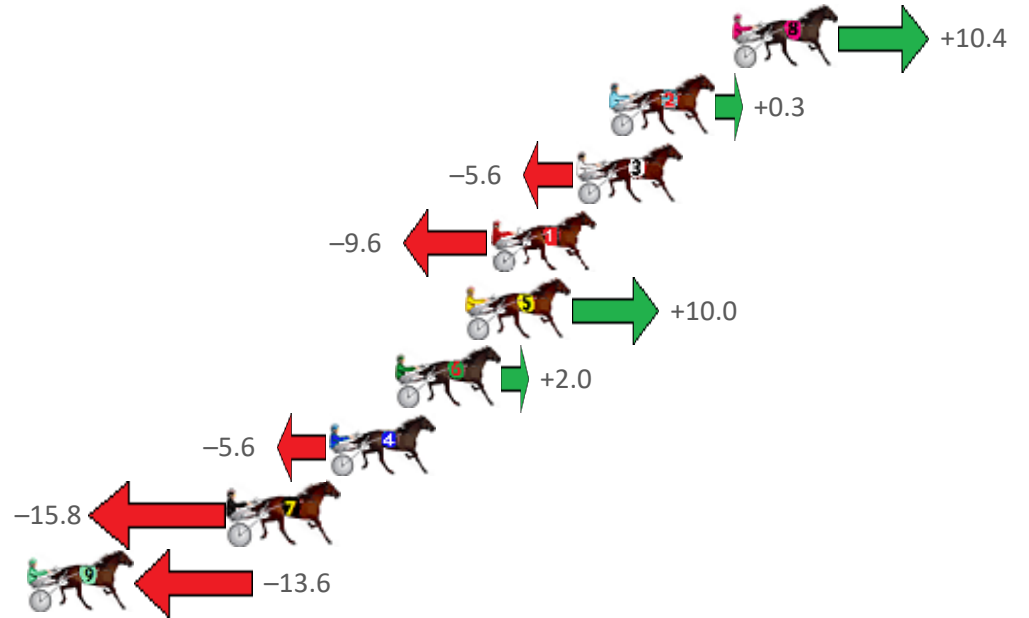
Redcliffe Race 5 Distance 1780m

Wednesday, 14 September 2022

Gross Time: 2:12.90 MileRate: 2:00.10 LeadTime: 12.00s First Qtr: 31.10s Second Qtr: 30.70s Third Qtr: 29.20s Fourth Qtr: 29.90s

No Horse	Plc	Mar	800 Posi	400 Posi	Time	3rd Qtr	4th Qtr
8 BE ON THE SLY	1	0.0m	10.4m (1)	11.4m (1)	2:12.90	29.28s	29.05s
2 ABBEY DIADEMA	2	4.9m	5.2m (1)	6.8m (1)	2:13.28	29.32s	29.76s
3 CLARES FOOL	3	6.2m	0.6m (1)	2.2m (1)	2:13.39	29.31s	30.20s
1 KOTARE ELITE	4	9.6m	0.0m (0)	0.0m (0)	2:13.65	29.19s	30.61s
5 LARA BAY	5	10.6m	20.6m (1)	20.2m (1)	2:13.73	29.18s	29.19s
6 THE RAGNBONE MA	6	13.4m	15.4m (0)	15.2m (0)	2:13.95	29.19s	29.77s
4 DOOLITTLE DANDY	7	16.0m	10.4m (0)	10.8m (0)	2:14.15	29.22s	30.29s
7 SHOWEM SIMON	8	20.0m	4.2m (0)	5.6m (0)	2:14.47	29.29s	30.97s
9 SARIE MARAIS	9	29.8m	16.2m (1)	16.0m (1)	2:15.23	29.17s	30.93s

Finish Position and metres gained from 800m





Home of PJ Harness Analyser
 Want to know how successful PJ Harness Analyser is?
 Click here for regular updates

www.pjdata.com.au
 admin@pjdata.com.au
 www.facebook.com/PJHarnessRacing



RISE Digital, Harness Racing Australia nor the provider accepts any responsibility for the completeness or accuracy of any of the information contained herein, and makes no representations about its suitability for any particular purpose. Users should make their own judgements about those matters and/or seek independent advice. You assume all risks associated with use of data provided on this page

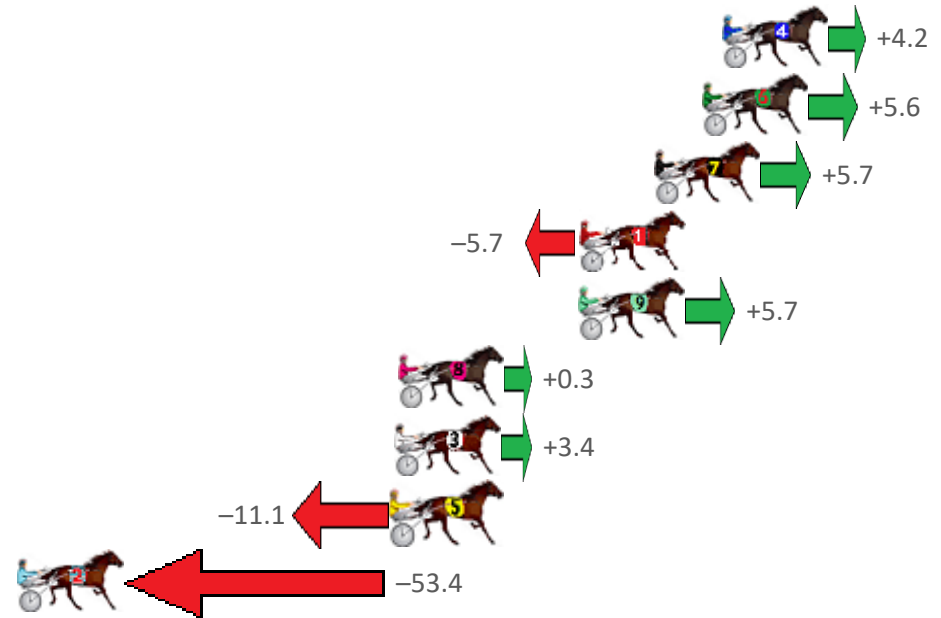
Redcliffe Race 6 Distance 1780m

Wednesday, 14 September 2022

Gross Time: 2:15.20 MileRate: 2:02.20 LeadTime: 11.70s First Qtr: 32.40s Second Qtr: 31.80s Third Qtr: 29.50s Fourth Qtr: 29.80s

No Horse	Plc	Mar	800 Posi	400 Posi	Time	3rd Qtr	4th Qtr
4 WAVEDANCER	1	0.0m	4.2m (0)	4.2m (0)	2:15.20	29.50s	29.49s
6 JAYDES TERROR	2	0.8m	6.4m (1)	3.0m (2)	2:15.26	29.25s	29.64s
7 NEVAEVABEND	3	2.7m	8.4m (0)	8.6m (0)	2:15.41	29.52s	29.36s
1 MUSTANG DUDE	4	5.7m	0.0m (0)	0.0m (0)	2:15.65	29.50s	30.22s
9 DARGOS PET	5	5.7m	11.4m (1)	10.4m (1)	2:15.65	29.43s	29.45s
8 CARIBBEAN ROCKET	6	12.9m	13.2m (0)	13.2m (0)	2:16.21	29.50s	29.78s
3 AROONA	7	13.0m	16.4m (1)	15.2m (1)	2:16.22	29.41s	29.64s
5 FEEL THE THRILL	8	13.1m	2.0m (1)	3.8m (1)	2:16.22	29.63s	30.49s
2 ALLY PINK	9	71.6m	18.2m (0)	22.2m (0)	2:20.79	29.78s	33.46s

Finish Position and metres gained from 800m





Home of PJ Harness Analyser

Want to know how successful PJ Harness Analyser is?

Click here for regular updates

www.pjdata.com.au
 admin@pjdata.com.au
 www.facebook.com/PJHarnessRacing



RISE Digital, Harness Racing Australia nor the provider accepts any responsibility for the completeness or accuracy of any of the information contained herein, and makes no representations about its suitability for any particular purpose. Users should make their own judgements about those matters and/or seek independent advice. You assume all risks associated with use of data provided on this page

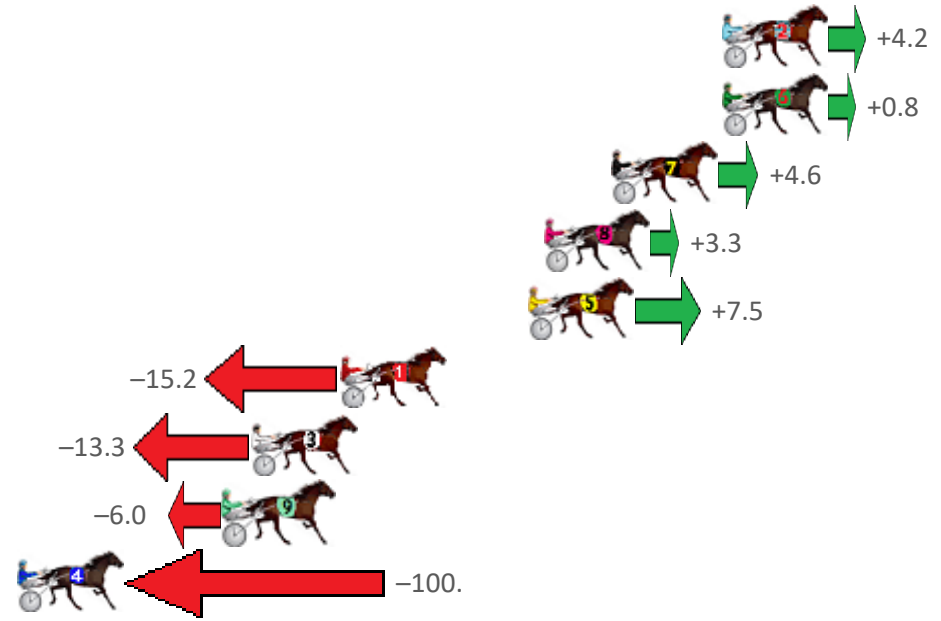
Redcliffe Race 7 Distance 1780m

Wednesday, 14 September 2022

Gross Time: 2:12.10 MileRate: 1:59.40 LeadTime: 11.30s First Qtr: 29.20s Second Qtr: 30.40s Third Qtr: 29.60s Fourth Qtr: 31.60s

No Horse	Plc	Mar	800 Posi	400 Posi	Time	3rd Qtr	4th Qtr
2 JUST ONE GOOD ON	1	0.0m	4.2m (0)	5.6m (0)	2:12.10	29.72s	31.16s
6 OUR FRIEND	1	0.0m	0.8m (1)	3.0m (1)	2:12.10	29.77s	31.36s
7 SIGNOR JUJON	3	4.4m	9.0m (0)	11.6m (0)	2:12.46	29.82s	31.03s
8 TACTFILLY MIRACLE	4	7.1m	10.4m (1)	14.4m (2)	2:12.69	29.92s	31.03s
5 SCHOOPY	5	7.7m	15.2m (1)	19.8m (1)	2:12.74	29.98s	30.65s
1 ROCCO VARIETY	6	15.2m	0.0m (0)	0.0m (0)	2:13.35	29.56s	32.79s
3 JOY MAKER	7	18.7m	5.4m (1)	11.0m (1)	2:13.64	30.01s	32.20s
9 RAFFERTY DELIGHTS	8	19.8m	13.8m (0)	19.0m (0)	2:13.73	29.99s	31.66s
4 TORQUE IN CONTRO	9	131.8m	31.2m (1)	45.0m (1)	2:22.98	30.43s	38.42s

Finish Position and metres gained from 800m





Home of PJ Harness Analyser

Want to know how successful PJ Harness Analyser is?
[Click here for regular updates](#)

www.pjdata.com.au
 admin@pjdata.com.au
 www.facebook.com/PJHarnessRacing



RISE Digital, Harness Racing Australia nor the provider accepts any responsibility for the completeness or accuracy of any of the information contained herein, and makes no representations about its suitability for any particular purpose. Users should make their own judgements about those matters and/or seek independent advice. You assume all risks associated with use of data provided on this page

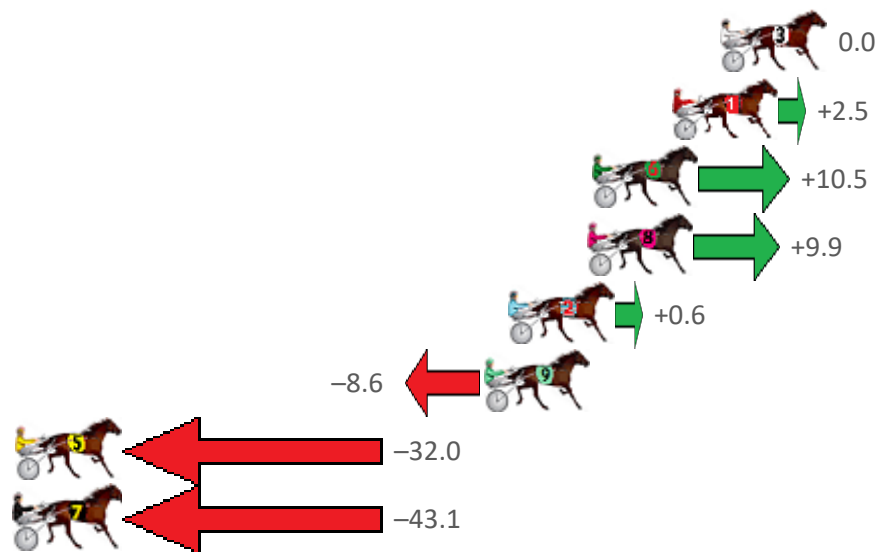
Redcliffe Race 8 Distance 1780m

Wednesday, 14 September 2022

Gross Time: 2:14.30 MileRate: 2:01.40 LeadTime: 11.40s First Qtr: 30.90s Second Qtr: 31.70s Third Qtr: 29.90s Fourth Qtr: 30.40s

No Horse	Plc	Mar	800 Posi	400 Posi	Time	3rd Qtr	4th Qtr
3 JAMAICAN RESORT	1	0.0m	0.0m (0)	0.0m (0)	2:14.30	29.90s	30.40s
1 THE MACH ARMY	2	1.9m	4.4m (0)	4.6m (0)	2:14.45	29.92s	30.20s
6 VERMONT	3	5.1m	15.6m (0)	15.4m (0)	2:14.71	29.89s	29.62s
8 BERTILS FIREFOX	4	5.3m	15.2m (1)	14.0m (3)	2:14.72	29.82s	29.74s
2 DONT YOU BE NAUG	5	8.4m	9.0m (0)	9.4m (0)	2:14.97	29.93s	30.32s
9 DARBY BRIGHTS	6	9.4m	0.8m (1)	5.0m (1)	2:15.05	30.21s	30.73s
5 FORTYFIVE ROCK	7	37.2m	5.2m (1)	12.4m (1)	2:17.26	30.42s	32.27s
7 KIMMIK	8	52.9m	9.8m (1)	10.6m (2)	2:18.51	29.93s	33.60s

Finish Position and metres gained from 800m





Home of PJ Harness Analyser

Want to know how successful PJ Harness Analyser is?
Click here for regular updates

www.pjdata.com.au
 admin@pjdata.com.au
 www.facebook.com/PJHarnessRacing



RISE Digital, Harness Racing Australia nor the provider accepts any responsibility for the completeness or accuracy of any of the information contained herein, and makes no representations about its suitability for any particular purpose. Users should make their own judgements about those matters and/or seek independent advice. You assume all risks associated with use of data provided on this page

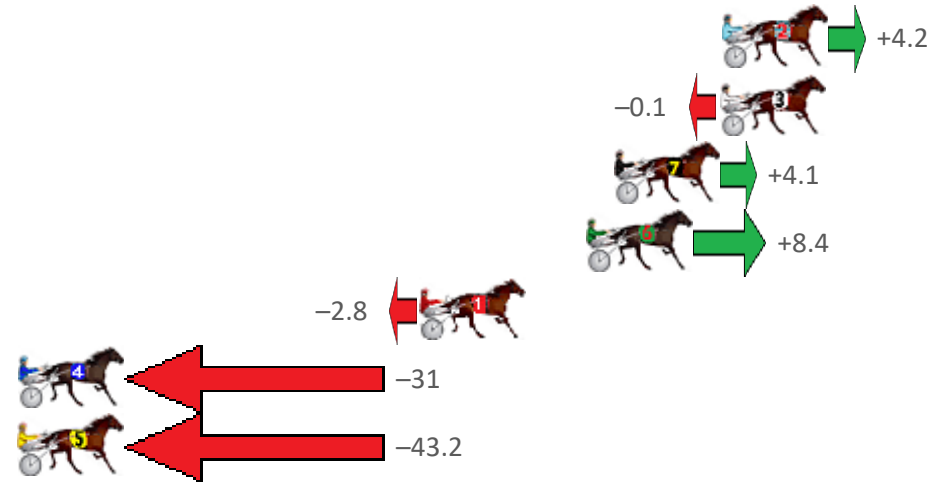
Redcliffe Race 9 Distance 1780m

Wednesday, 14 September 2022

Gross Time: 2:15.80 MileRate: 2:02.80 LeadTime: 11.00s First Qtr: 30.70s Second Qtr: 30.80s Third Qtr: 31.10s Fourth Qtr: 32.20s

No Horse	Plc	Mar	800 Posi	400 Posi	Time	3rd Qtr	4th Qtr
2 GAME KEEPER	1	0.0m	4.2m (0)	4.4m (0)	2:15.80	31.12s	31.85s
3 TORI BE	2	0.1m	0.0m (0)	0.0m (0)	2:15.81	31.10s	32.21s
7 AKERMANIS	3	4.3m	8.4m (1)	9.6m (2)	2:16.16	31.20s	31.78s
6 DESTINY BLUES	4	5.4m	13.8m (0)	14.2m (2)	2:16.25	31.14s	31.50s
1 ESSO KAY ESS	5	12.0m	9.2m (0)	9.8m (0)	2:16.81	31.14s	32.38s
4 ROCK STAR BABE	6	44.6m	13.6m (1)	22.6m (0)	2:19.55	31.78s	33.96s
5 VILLAGE SMIRKER	7	47.4m	4.2m (1)	6.2m (1)	2:19.78	31.20s	35.50s

Finish Position and metres gained from 800m





Home of PJ Harness Analyser

Want to know how successful PJ Harness Analyser is?
[Click here for regular updates](#)

www.pjdata.com.au
 admin@pjdata.com.au
 www.facebook.com/PJHarnessRacing



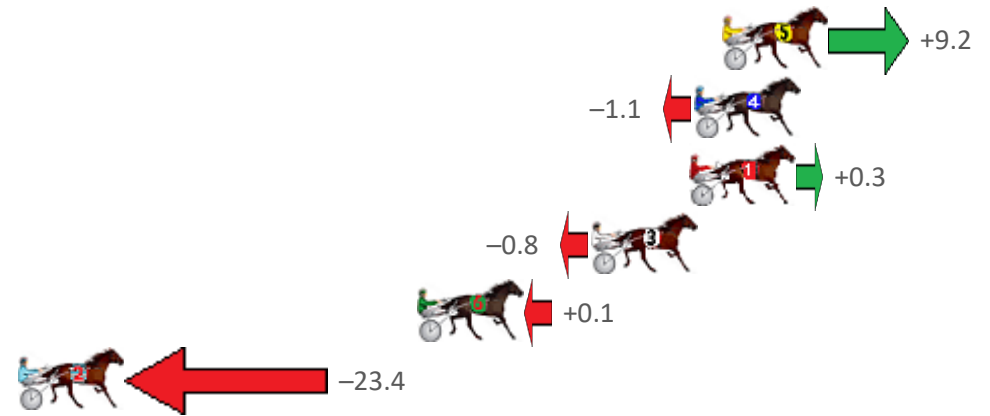
Redcliffe Race 10 Distance 1780m

Wednesday, 14 September 2022

Gross Time: 2:15.80 MileRate: 2:02.70 LeadTime: 11.70s First Qtr: 32.30s Second Qtr: 32.00s Third Qtr: 29.00s Fourth Qtr: 30.80s

No Horse	Plc	Mar	800 Posi	400 Posi	Time	3rd Qtr	4th Qtr
5 FIVE STAR GEM	1	0.0m	9.2m (1)	10.4m (2)	2:15.80	29.11s	30.00s
4 CRADOCK	2	1.1m	0.0m (1)	0.0m (1)	2:15.89	29.00s	30.88s
1 SHORT LEG SUE	3	1.3m	1.6m (0)	0.2m (0)	2:15.90	28.89s	30.88s
3 TRUE ORIGINS	4	5.2m	4.4m (1)	6.2m (1)	2:16.22	29.14s	30.72s
6 CANAA DOWNUNDE	5	12.1m	12.2m (0)	16.0m (1)	2:16.77	29.29s	30.50s
2 ROCKON ALLIE	6	30.2m	6.8m (0)	10.4m (0)	2:18.23	29.22s	32.32s

Finish Position and metres gained from 800m





Home of PJ Harness Analyser

Want to know how successful PJ Harness Analyser is?
Click here for regular updates

www.pjdata.com.au
 admin@pjdata.com.au
 www.facebook.com/PJHarnessRacing

