

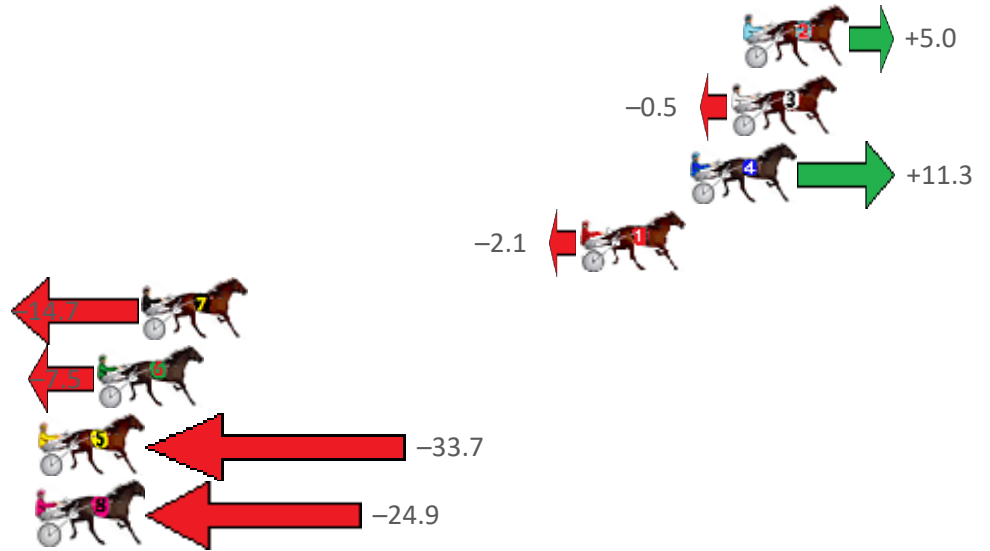
Redcliffe Race 1 Distance 1780m

Thursday, 15 September 2022

Gross Time: 2:16.20 MileRate: 2:03.10 LeadTime: 11.50s First Qtr: 32.20s Second Qtr: 32.10s Third Qtr: 30.30s Fourth Qtr: 30.10s

No Horse	Plc	Mar	800 Posi	400 Posi	Time	3rd Qtr	4th Qtr
2 COULD IT BE ME	1	0.0m	5.0m (1)	4.4m (2)	2:16.20	30.25s	29.77s
3 EXWHYGEETEE	2	0.5m	0.0m (0)	0.0m (0)	2:16.24	30.30s	30.14s
4 PAYOUT	3	2.1m	13.4m (1)	10.0m (2)	2:16.37	30.04s	29.51s
1 CHARLIE MY BOY	4	6.5m	4.4m (0)	5.6m (0)	2:16.71	30.39s	30.17s
7 MONTANA ONE	5	23.9m	9.2m (0)	11.4m (0)	2:18.08	30.47s	31.04s
6 ONLY CHANGE	6	25.7m	18.2m (1)	17.0m (1)	2:18.23	30.21s	30.75s
5 STAR OF THE ARTS	7	34.1m	0.4m (1)	2.4m (1)	2:18.89	30.46s	32.47s
8 WHISKY BANDIT	8	34.1m	9.2m (1)	8.8m (1)	2:18.89	30.28s	31.99s

Finish Position and metres gained from 800m





Home of PJ Harness Analyser

Want to know how successful PJ Harness Analyser is?
Click here for regular updates

www.pjdata.com.au
 admin@pjdata.com.au
 www.facebook.com/PJHarnessRacing



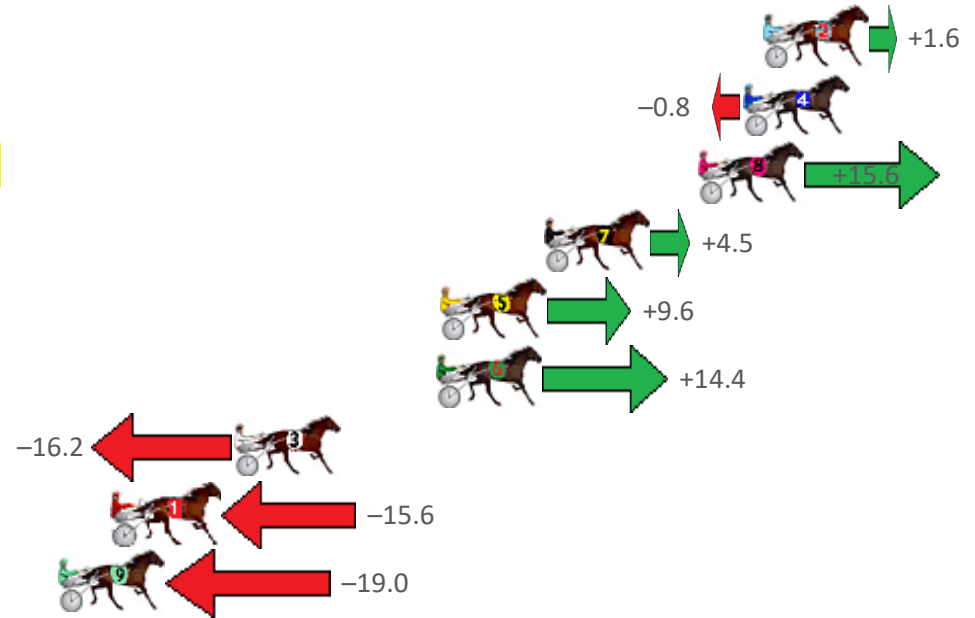
Redcliffe Race 2 Distance 1780m

Thursday, 15 September 2022

Gross Time: 2:11.20 MileRate: 1:58.60 LeadTime: 11.00s First Qtr: 28.50s Second Qtr: 29.90s Third Qtr: 29.50s Fourth Qtr: 32.30s

No Horse	Plc	Mar	800 Posi	400 Posi	Time	3rd Qtr	4th Qtr
2 TULHURST CUDDLES	1	0.0m	1.6m (1)	4.4m (1)	2:11.20	29.73s	31.95s
4 TRIOLI	2	0.8m	0.0m (0)	0.0m (0)	2:11.27	29.50s	32.36s
8 BELLA GODIVA	3	2.6m	18.2m (1)	19.0m (1)	2:11.42	29.62s	30.98s
7 DUKE	4	8.7m	13.2m (1)	13.8m (1)	2:11.93	29.56s	31.89s
5 FLY CHEVAL	5	12.8m	22.4m (1)	24.0m (1)	2:12.28	29.66s	31.40s
6 NON PASSARE	6	13.0m	27.4m (1)	28.4m (1)	2:12.30	29.63s	31.06s
3 DOWNTOWN LUCCA	7	21.0m	4.8m (0)	11.4m (0)	2:12.97	29.97s	33.07s
1 VALKYRIE HANOVER	8	25.8m	10.2m (0)	19.4m (0)	2:13.37	30.18s	32.81s
9 MY GIRL BLAZE	9	40.2m	21.2m (0)	24.0m (0)	2:14.59	29.66s	33.60s

Finish Position and metres gained from 800m





Home of PJ Harness Analyser

Want to know how successful PJ Harness Analyser is?
[Click here for regular updates](#)

www.pjdata.com.au
 admin@pjdata.com.au
 www.facebook.com/PJHarnessRacing



RISE Digital, Harness Racing Australia nor the provider accepts any responsibility for the completeness or accuracy of any of the information contained herein, and makes no representations about its suitability for any particular purpose. Users should make their own judgements about those matters and/or seek independent advice. You assume all risks associated with use of data provided on this page

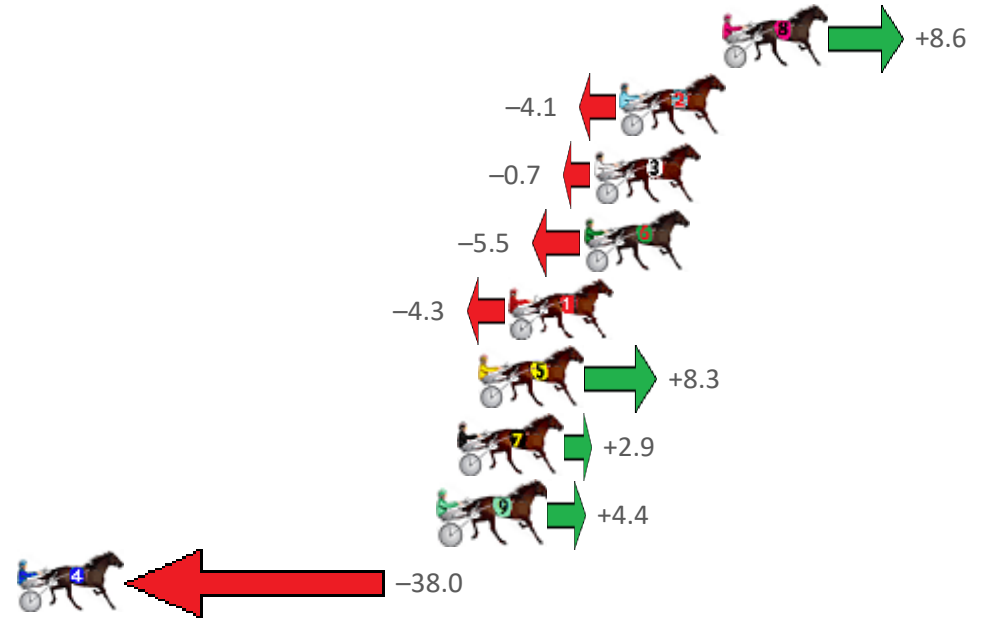
Redcliffe Race 3 Distance 1780m

Thursday, 15 September 2022

Gross Time: 2:14.60 MileRate: 2:01.60 LeadTime: 11.80s First Qtr: 30.70s Second Qtr: 31.20s Third Qtr: 29.90s Fourth Qtr: 31.00s

No Horse	Plc	Mar	800 Posi	400 Posi	Time	3rd Qtr	4th Qtr
8 THREE MACHS	1	0.0m	8.6m (1)	11.6m (1)	2:14.60	30.14s	30.11s
2 MOLLIDOR	2	4.1m	0.0m (0)	0.0m (0)	2:14.93	29.89s	31.32s
3 MANOFLISA	3	5.1m	4.4m (1)	7.0m (2)	2:15.01	30.10s	30.85s
6 MISTER DECORUM	4	5.5m	0.0m (1)	3.6m (1)	2:15.05	30.17s	31.15s
1 TODAYS HERO	5	8.5m	4.2m (0)	8.2m (0)	2:15.29	30.20s	31.02s
5 MY ULTIMATE HEST	6	9.7m	18.0m (1)	16.6m (1)	2:15.39	29.80s	30.47s
7 WEASEL	7	10.5m	13.4m (1)	13.4m (2)	2:15.45	29.90s	30.78s
9 DALLAS COWGIRL	8	11.2m	15.6m (0)	26.2m (1)	2:15.51	30.72s	29.84s
4 DARTESIAN	9	49.2m	11.2m (0)	25.8m (0)	2:18.59	30.97s	32.80s

Finish Position and metres gained from 800m





Home of PJ Harness Analyser

Want to know how successful PJ Harness Analyser is?
[Click here for regular updates](#)

www.pjdata.com.au
 admin@pjdata.com.au
 www.facebook.com/PJHarnessRacing



RISE Digital, Harness Racing Australia nor the provider accepts any responsibility for the completeness or accuracy of any of the information contained herein, and makes no representations about its suitability for any particular purpose. Users should make their own judgements about those matters and/or seek independent advice. You assume all risks associated with use of data provided on this page

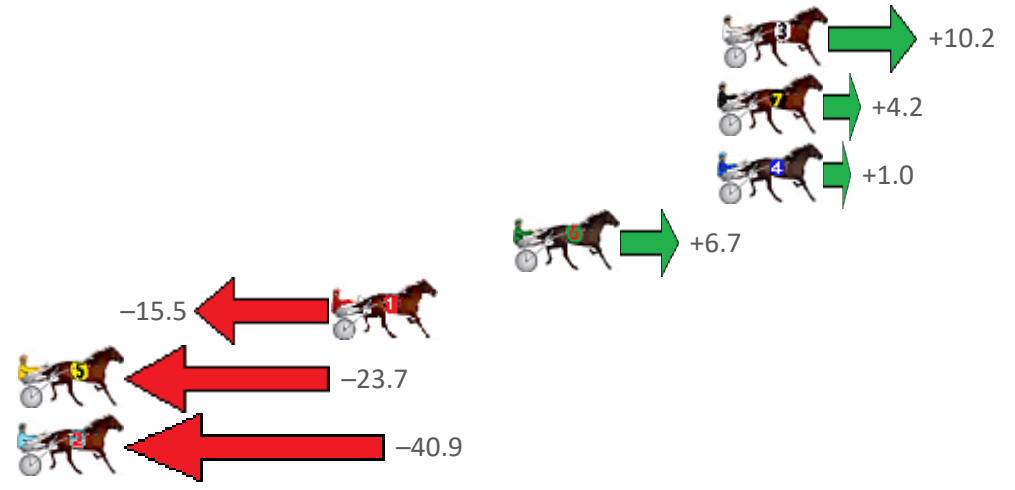
Redcliffe Race 4 Distance 2040m

Thursday, 15 September 2022

Gross Time: 2:31.20 MileRate: 1:59.30 LeadTime: 30.80s First Qtr: 30.50s Second Qtr: 30.50s Third Qtr: 29.00s Fourth Qtr: 30.40s

No Horse	Plc	Mar	800 Posi	400 Posi	Time	3rd Qtr	4th Qtr
3 ONLYSBEST	1	0.0m	10.2m (1)	7.6m (1)	2:31.20	28.82s	29.83s
7 JOEY LINCOLN	2	0.2m	4.4m (0)	4.6m (0)	2:31.22	29.02s	30.07s
4 KATACHA MAN	3	0.2m	1.2m (1)	2.6m (1)	2:31.22	29.11s	30.22s
6 CHARM OFFENSIVE	4	8.3m	15.0m (1)	10.0m (3)	2:31.86	28.63s	30.27s
1 CHANCELESS CENTU	5	15.5m	0.0m (0)	0.0m (0)	2:32.43	28.97s	31.57s
5 LETS SAVE THE DAY	6	33.9m	10.2m (0)	12.0m (0)	2:33.90	29.09s	32.06s
2 ROSARITO	7	46.3m	5.4m (1)	8.4m (2)	2:34.88	29.16s	33.26s

Finish Position and metres gained from 800m





Home of PJ Harness Analyser

Want to know how successful PJ Harness Analyser is?
Click here for regular updates

www.pjdata.com.au
 admin@pjdata.com.au
 www.facebook.com/PJHarnessRacing



RISE Digital, Harness Racing Australia nor the provider accepts any responsibility for the completeness or accuracy of any of the information contained herein, and makes no representations about its suitability for any particular purpose. Users should make their own judgements about those matters and/or seek independent advice. You assume all risks associated with use of data provided on this page

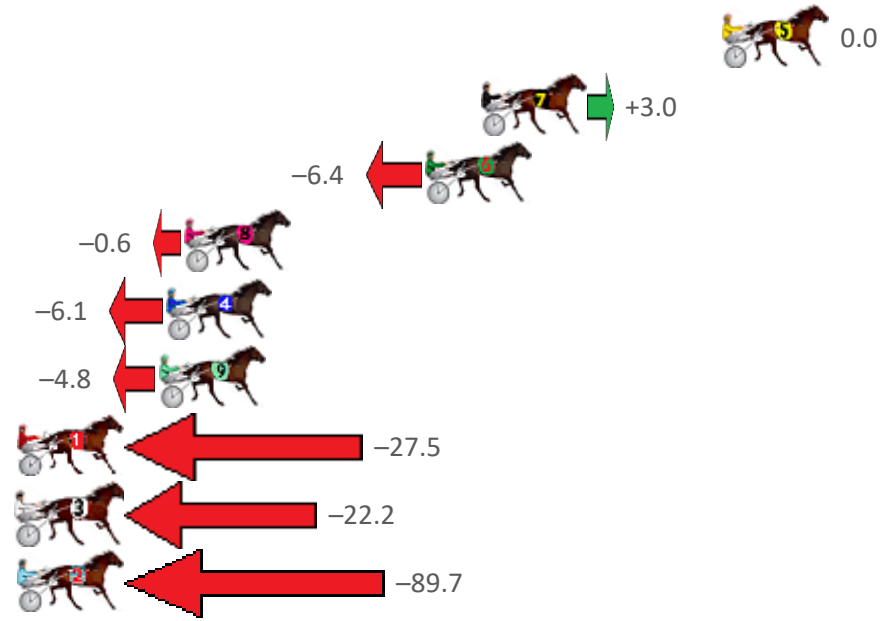
Redcliffe Race 5 Distance 1780m

Thursday, 15 September 2022

Gross Time: 2:14.10 MileRate: 2:01.20 LeadTime: 11.40s First Qtr: 30.30s Second Qtr: 31.10s Third Qtr: 29.50s Fourth Qtr: 31.80s

No Horse	Plc	Mar	800 Posi	400 Posi	Time	3rd Qtr	4th Qtr
5 HARRY CROFT	1	0.0m	0.0m (0)	0.0m (0)	2:14.10	29.50s	31.80s
7 OUR DOLLY	2	9.6m	12.6m (0)	14.0m (1)	2:14.90	29.62s	31.45s
6 CHASIN DREAMZ	3	11.8m	5.4m (1)	9.0m (1)	2:15.08	29.77s	32.02s
8 SUNDOWNER SHAN	4	21.4m	20.8m (1)	9.2m (2)	2:15.88	28.58s	32.76s
4 BABY GINNIE	5	22.1m	16.0m (1)	18.8m (3)	2:15.94	29.70s	32.06s
9 MELTON MAX GENT	6	22.4m	17.6m (0)	16.8m (2)	2:15.96	29.42s	32.24s
1 NAUGHTYINHEAVEN	7	33.3m	5.8m (0)	10.8m (0)	2:16.87	29.82s	33.58s
3 CHANG	8	44.4m	22.2m (0)	29.2m (0)	2:17.79	29.99s	33.00s
2 WRITEABOUTCHELSE	9	100.5m	10.8m (1)	28.6m (1)	2:22.45	30.65s	37.48s

Finish Position and metres gained from 800m





Home of PJ Harness Analyser

Want to know how successful PJ Harness Analyser is?
[Click here for regular updates](#)

www.pjdata.com.au
 admin@pjdata.com.au
 www.facebook.com/PJHarnessRacing



RISE Digital, Harness Racing Australia nor the provider accepts any responsibility for the completeness or accuracy of any of the information contained herein, and makes no representations about its suitability for any particular purpose. Users should make their own judgements about those matters and/or seek independent advice. You assume all risks associated with use of data provided on this page

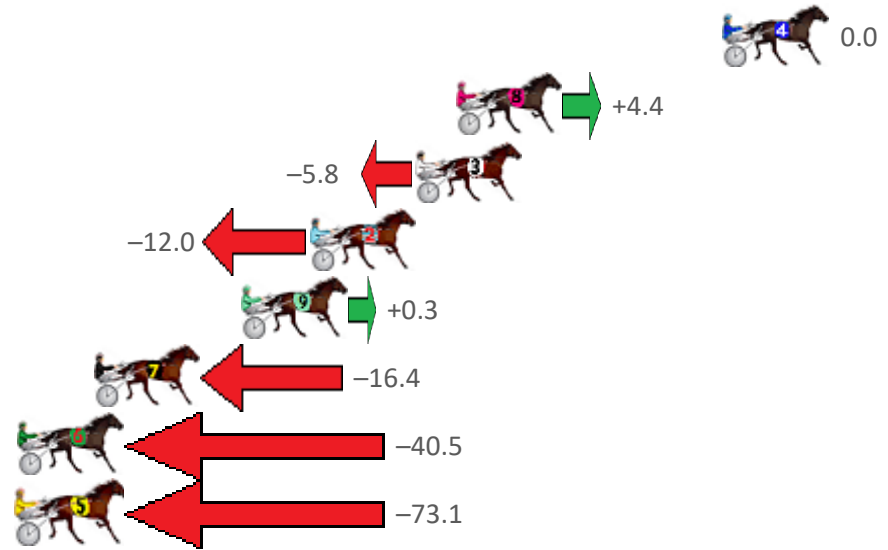
Redcliffe Race 6 Distance 1780m

Thursday, 15 September 2022

Gross Time: 2:11.90 MileRate: 1:59.20 LeadTime: 11.10s First Qtr: 30.80s Second Qtr: 30.80s Third Qtr: 29.10s Fourth Qtr: 30.10s

No Horse	Plc	Mar	800 Posi	400 Posi	Time	3rd Qtr	4th Qtr
4 WHEREAS TASCOTT	1	0.0m	0.0m (0)	0.0m (0)	2:11.90	29.10s	30.10s
8 UNDERTHEKILT	2	10.6m	15.0m (1)	11.2m (1)	2:12.74	28.82s	30.06s
3 BEYONSKI	3	12.2m	6.4m (1)	7.0m (2)	2:12.86	29.14s	30.49s
2 EAGLES RESPONSE	4	16.4m	4.4m (0)	4.0m (0)	2:13.19	29.06s	31.03s
9 MISTERRIODEJANEIR	5	19.1m	19.4m (1)	14.6m (2)	2:13.41	28.74s	30.44s
7 BRAEVIEW FELLA	6	25.0m	8.6m (0)	8.2m (0)	2:13.87	29.05s	31.36s
6 CALVERT HOT SHOT	7	42.7m	2.2m (1)	3.4m (1)	2:15.27	29.14s	33.04s
5 TURBO BROMAC	8	83.7m	10.6m (1)	10.6m (3)	2:18.50	29.01s	35.57s

Finish Position and metres gained from 800m





Home of PJ Harness Analyser

Want to know how successful PJ Harness Analyser is?

Click here for regular updates

www.pjdata.com.au
 admin@pjdata.com.au
 www.facebook.com/PJHarnessRacing



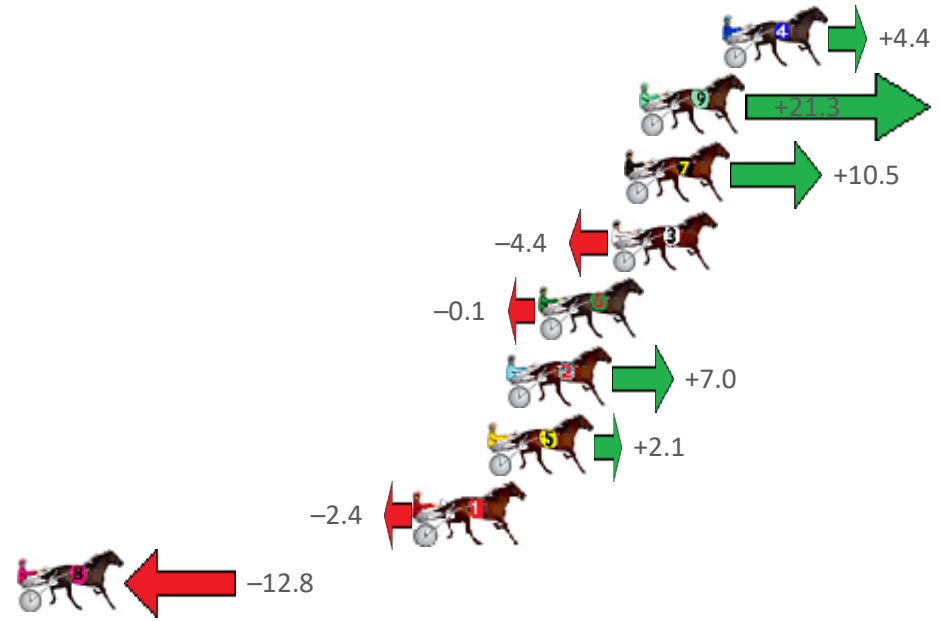
Redcliffe Race 7 Distance 1780m

Thursday, 15 September 2022

Gross Time: 2:12.70 MileRate: 2:00.00 LeadTime: 11.00s First Qtr: 30.70s Second Qtr: 30.40s Third Qtr: 29.60s Fourth Qtr: 31.00s

No Horse	Plc	Mar	800 Posi	400 Posi	Time	3rd Qtr	4th Qtr
4 CHARLEVOIX	1	0.0m	4.4m (0)	4.4m (0)	2:12.70	29.61s	30.66s
9 STUDLEIGH MARK	2	3.3m	24.6m (1)	12.4m (1)	2:12.97	28.70s	30.30s
7 ASHLEE NITRO	3	3.9m	14.4m (0)	14.0m (0)	2:13.02	29.59s	30.22s
3 NEVADA YANKEE	4	4.4m	0.0m (0)	0.0m (0)	2:13.06	29.59s	31.34s
6 JOHNROD	5	7.3m	7.2m (1)	7.6m (1)	2:13.29	29.63s	30.98s
2 MACH TORQUE	6	8.6m	15.6m (1)	14.8m (2)	2:13.40	29.55s	30.52s
5 MONTEREY JACK	7	9.3m	11.4m (1)	10.4m (2)	2:13.45	29.53s	30.92s
1 TELL ME THIS	8	12.2m	9.8m (0)	9.4m (0)	2:13.69	29.56s	31.22s
8 BARROOM BLITZ	9	33.2m	20.4m (1)	20.2m (2)	2:15.39	29.56s	32.00s

Finish Position and metres gained from 800m





Home of PJ Harness Analyser
 Want to know how successful PJ Harness Analyser is?
 Click here for regular updates

www.pjdata.com.au
 admin@pjdata.com.au
 www.facebook.com/PJHarnessRacing



RISE Digital, Harness Racing Australia nor the provider accepts any responsibility for the completeness or accuracy of any of the information contained herein, and makes no representations about its suitability for any particular purpose. Users should make their own judgements about those matters and/or seek independent advice. You assume all risks associated with use of data provided on this page

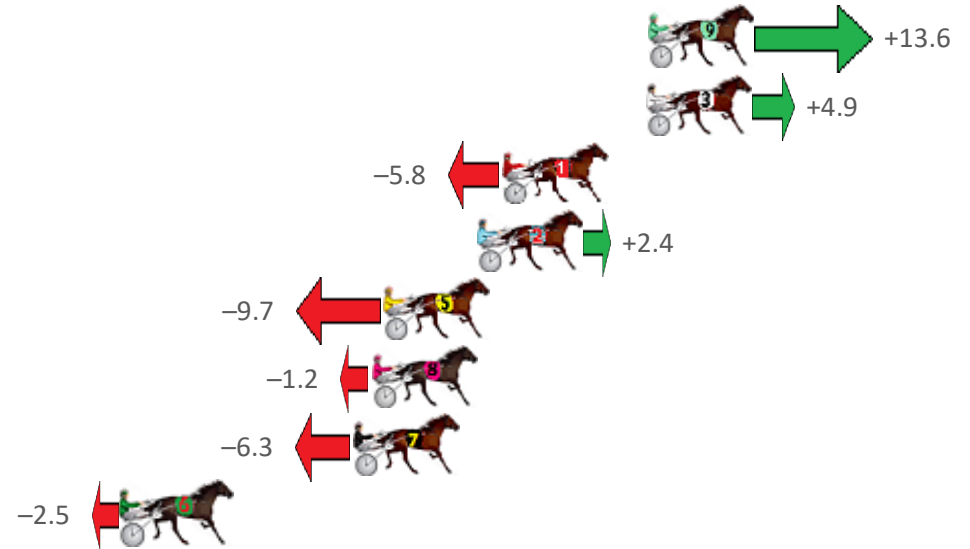
Redcliffe Race 8 Distance 1780m

Thursday, 15 September 2022

Gross Time: 2:12.50 MileRate: 1:59.80 LeadTime: 11.10s First Qtr: 30.00s Second Qtr: 31.50s Third Qtr: 29.70s Fourth Qtr: 30.20s

No Horse	Plc	Mar	800 Posi	400 Posi	Time	3rd Qtr	4th Qtr
9 PRINCE JOY	1	0.0m	13.6m (1)	13.6m (2)	2:12.50	29.71s	29.18s
3 PRECIOUS CULLEN	2	0.1m	5.0m (1)	1.6m (1)	2:12.51	29.45s	30.09s
1 SHARP SHOOTER	3	5.8m	0.0m (0)	0.0m (0)	2:12.96	29.70s	30.64s
2 SCHEU CREEK	4	6.8m	9.2m (1)	11.8m (1)	2:13.04	29.90s	29.82s
5 ILLBEWATCHING	5	10.5m	0.8m (1)	7.0m (1)	2:13.33	30.16s	30.46s
8 BULLDOG BRAWLER	6	11.0m	9.8m (0)	12.8m (0)	2:13.37	29.92s	30.06s
7 FOUR FOR FOUR	7	11.7m	5.4m (0)	8.2m (0)	2:13.43	29.91s	30.46s
6 ITS SUPER EASY	8	20.9m	18.4m (1)	9.4m (2)	2:14.15	29.02s	31.06s

Finish Position and metres gained from 800m





Home of PJ Harness Analyser

Want to know how successful PJ Harness Analyser is?
[Click here for regular updates](#)

www.pjdata.com.au
 admin@pjdata.com.au
 www.facebook.com/PJHarnessRacing



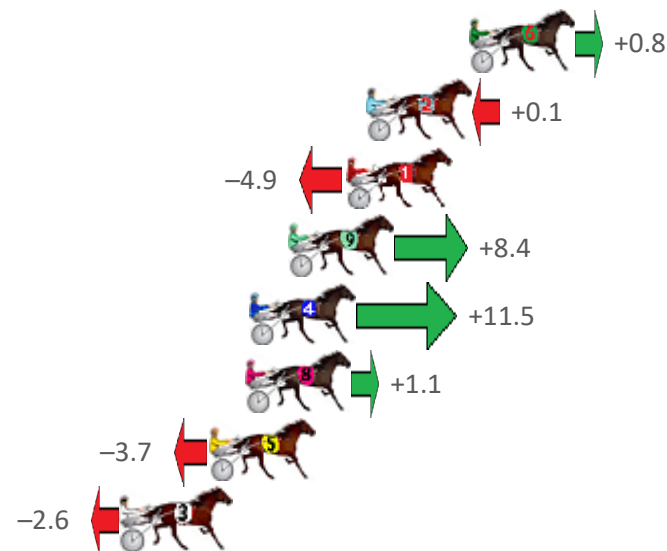
Redcliffe Race 9 Distance 1780m

Thursday, 15 September 2022

Gross Time: 2:15.00 MileRate: 2:02.10 LeadTime: 11.90s First Qtr: 33.00s Second Qtr: 31.20s Third Qtr: 28.30s Fourth Qtr: 30.60s

No Horse	Plc	Mar	800 Posi	400 Posi	Time	3rd Qtr	4th Qtr
6 HIGH ON MONTANA	1	0.0m	0.8m (1)	0.0m (1)	2:15.00	28.24s	30.60s
2 SHEZ GOT BLING	2	4.1m	4.2m (0)	9.8m (0)	2:15.33	28.73s	30.17s
1 GETALOADATHISBRO	3	4.9m	0.0m (0)	0.8m (0)	2:15.39	28.35s	30.91s
9 PURPLE SHADES	4	7.2m	15.6m (1)	24.0m (2)	2:15.58	28.96s	29.32s
4 BETTOR KEEP ROCKI	5	8.7m	20.2m (1)	28.8m (2)	2:15.70	28.99s	29.07s
8 SWINGING GEORGE	6	8.9m	10.0m (0)	19.6m (0)	2:15.71	29.03s	29.79s
5 THE CASUAL GOOSE	7	10.3m	6.6m (1)	16.0m (1)	2:15.82	29.00s	30.17s
3 DIEGO DELGADO	8	13.8m	11.2m (1)	21.0m (1)	2:16.10	29.04s	30.05s

Finish Position and metres gained from 800m





Home of PJ Harness Analyser

Want to know how successful PJ Harness Analyser is?
Click here for regular updates

www.pjdata.com.au
 admin@pjdata.com.au
 www.facebook.com/PJHarnessRacing



RISE Digital, Harness Racing Australia nor the provider accepts any responsibility for the completeness or accuracy of any of the information contained herein, and makes no representations about its suitability for any particular purpose. Users should make their own judgements about those matters and/or seek independent advice. You assume all risks associated with use of data provided on this page