


Albion Park Race 1 Distance 2138m

Saturday, 17 September 2022

Gross Time: 2:31.40 MileRate: 1:53.90 LeadTime: 37.20s First Qtr: 29.30s Second Qtr: 29.60s Third Qtr: 27.60s Fourth Qtr: 27.70s

No Horse	Plc	Mar	800 Posi	400 Posi	Time	3rd Qtr	4th Qtr
9 GLENLEDI BOY	1	0.0m	8.4m (0)	8.6m (0)	2:31.40	27.61s	27.11s
1 MISTERY ROAD	2	1.3m	0.0m (0)	0.0m (0)	2:31.49	27.60s	27.79s
8 MUCH BETTOR	3	4.1m	4.2m (0)	4.4m (0)	2:31.70	27.61s	27.68s
10 KEAYANG MARVEN	4	8.6m	14.0m (0)	13.8m (0)	2:32.03	27.59s	27.34s
7 JENDEN STRIKE	5	10.8m	4.8m (1)	3.0m (1)	2:32.19	27.48s	28.24s
4 JUST JOSHIN	6	13.4m	14.0m (1)	11.6m (1)	2:32.38	27.43s	27.82s
6 AUNTY BELLA	7	14.5m	9.4m (1)	9.4m (2)	2:32.46	27.60s	28.05s
2 MUFASA	8	17.7m	17.6m (2)	14.8m (2)	2:32.69	27.41s	27.90s
5 OBI ONE	9	19.8m	22.0m (2)	19.2m (2)	2:32.84	27.41s	27.74s

Finish Position and metres gained from 800m





Home of PJ Harness Analyser

Want to know how successful PJ Harness Analyser is?
[Click here for regular updates](#)

www.pjdata.com.au
 admin@pjdata.com.au
 www.facebook.com/PJHarnessRacing



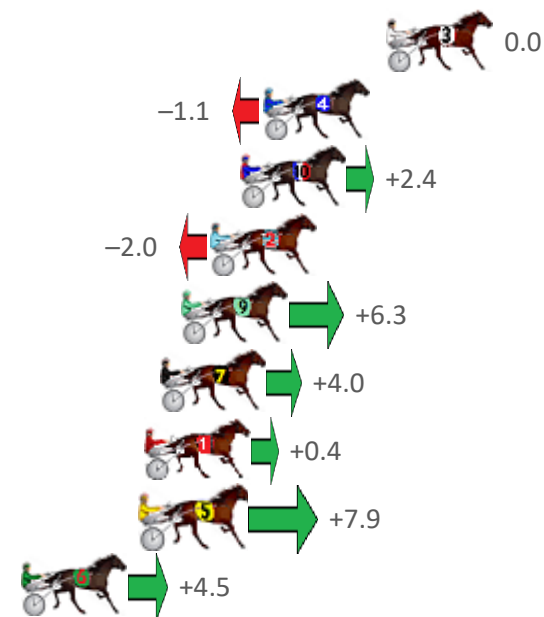
Albion Park Race 2 Distance 1660m

Saturday, 17 September 2022

Gross Time: 1:56.40 MileRate: 1:52.90 LeadTime: 3.40s First Qtr: 27.80s Second Qtr: 30.40s Third Qtr: 27.50s Fourth Qtr: 27.30s

No Horse	Plc	Mar	800 Posi	400 Posi	Time	3rd Qtr	4th Qtr
3 MOLLIESMARYELLE	1	0.0m	0.0m (0)	0.0m (0)	1:56.40	27.50s	27.30s
4 HIPSTAR	2	4.9m	3.8m (1)	3.8m (1)	1:56.75	27.50s	27.37s
10 ISOLATION	3	5.8m	8.2m (1)	8.4m (1)	1:56.82	27.51s	27.12s
2 WHATA ROLLER	4	7.0m	5.0m (0)	5.0m (0)	1:56.90	27.50s	27.44s
9 FLO RYDA	5	8.1m	14.4m (0)	15.0m (0)	1:56.98	27.54s	26.83s
7 TUAPEKA GLORY	6	9.0m	13.0m (1)	13.2m (1)	1:57.05	27.51s	27.01s
1 MONGOLIAN CONQ	7	9.6m	10.0m (0)	9.6m (0)	1:57.09	27.47s	27.30s
5 REGULUS	8	9.7m	17.6m (1)	17.6m (1)	1:57.10	27.50s	26.76s
6 BAKER CREEK	9	14.5m	19.0m (0)	19.8m (0)	1:57.44	27.55s	26.94s

Finish Position and metres gained from 800m





Home of PJ Harness Analyser

Want to know how successful PJ Harness Analyser is?
[Click here for regular updates](#)



www.pjdata.com.au
 admin@pjdata.com.au
 www.facebook.com/PJHarnessRacing

RISE Digital, Harness Racing Australia nor the provider accepts any responsibility for the completeness or accuracy of any of the information contained herein, and makes no representations about its suitability for any particular purpose. Users should make their own judgements about those matters and/or seek independent advice. You assume all risks associated with use of data provided on this page

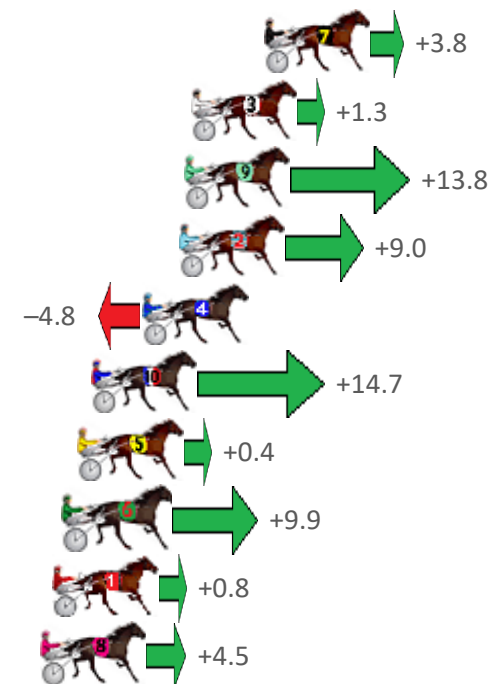
Albion Park Race 3 Distance 1660m

Saturday, 17 September 2022

Gross Time: 1:56.20 MileRate: 1:52.70 LeadTime: 3.40s First Qtr: 26.90s Second Qtr: 29.50s Third Qtr: 28.00s Fourth Qtr: 28.40s

No Horse	Plc	Mar	800 Posi	400 Posi	Time	3rd Qtr	4th Qtr
7 APHORISM	1	0.0m	3.8m (1)	1.6m (1)	1:56.20	27.85s	28.29s
3 OUR BONDI BEACH	2	2.9m	4.2m (0)	4.2m (0)	1:56.42	28.00s	28.31s
9 KEY LARGO	3	3.2m	17.0m (1)	13.4m (2)	1:56.44	27.75s	27.68s
2 OHOKA JIMMY	4	3.4m	12.4m (1)	8.8m (2)	1:56.45	27.75s	28.02s
4 JUMPING JACK JIMM	5	4.8m	0.0m (0)	0.0m (0)	1:56.56	28.00s	28.74s
10 MISTERFREEZE	6	6.9m	21.6m (1)	19.4m (2)	1:56.71	27.85s	27.52s
5 ADMIRAL BRONSKI	7	7.4m	7.8m (1)	6.0m (1)	1:56.75	27.87s	28.50s
6 SAM IS PERFECTION	8	7.9m	17.8m (0)	15.0m (1)	1:56.79	27.81s	27.90s
1 ROLL ONE OVER	9	8.4m	9.2m (0)	8.8m (0)	1:56.83	27.97s	28.37s
8 MAFUTA VAUTIN	10	8.9m	13.4m (0)	10.6m (1)	1:56.86	27.80s	28.28s

Finish Position and metres gained from 800m





Home of PJ Harness Analyser

Want to know how successful PJ Harness Analyser is?
[Click here for regular updates](#)



www.pjdata.com.au
 admin@pjdata.com.au
 www.facebook.com/PJHarnessRacing

RISE Digital, Harness Racing Australia nor the provider accepts any responsibility for the completeness or accuracy of any of the information contained herein, and makes no representations about its suitability for any particular purpose. Users should make their own judgements about those matters and/or seek independent advice. You assume all risks associated with use of data provided on this page


Albion Park Race 4 Distance 2138m

Saturday, 17 September 2022

Gross Time: 2:32.40 MileRate: 1:54.70 LeadTime: 38.70s First Qtr: 29.70s Second Qtr: 29.50s Third Qtr: 28.10s Fourth Qtr: 26.40s

No Horse	Plc	Mar	800 Posi	400 Posi	Time	3rd Qtr	4th Qtr
7 NORTHVIEW HUSTLE	1	0.0m	0.0m (0)	0.0m (0)	2:32.40	28.10s	26.40s
1 SWAGGIE SHANNON	2	12.2m	8.4m (0)	8.8m (0)	2:33.25	28.13s	26.62s
4 ESCALERA	3	13.3m	12.6m (0)	13.4m (0)	2:33.33	28.15s	26.39s
3 TOMMY LINCOLN	4	13.6m	4.0m (0)	4.4m (0)	2:33.35	28.15s	27.00s
9 MAKE MINE MEMPH	5	16.5m	4.6m (1)	3.4m (1)	2:33.55	28.05s	27.26s
2 FEELINGFORARAINB	6	16.8m	9.2m (1)	8.8m (1)	2:33.57	28.09s	26.93s
5 CARDLESFROMHEAV	7	19.5m	13.6m (1)	13.4m (1)	2:33.76	28.10s	26.80s

Finish Position and metres gained from 800m





Home of PJ Harness Analyser

Want to know how successful PJ Harness Analyser is?
Click here for regular updates

www.pjdata.com.au
 admin@pjdata.com.au
 www.facebook.com/PJHarnessRacing



RISE Digital, Harness Racing Australia nor the provider accepts any responsibility for the completeness or accuracy of any of the information contained herein, and makes no representations about its suitability for any particular purpose. Users should make their own judgements about those matters and/or seek independent advice. You assume all risks associated with use of data provided on this page

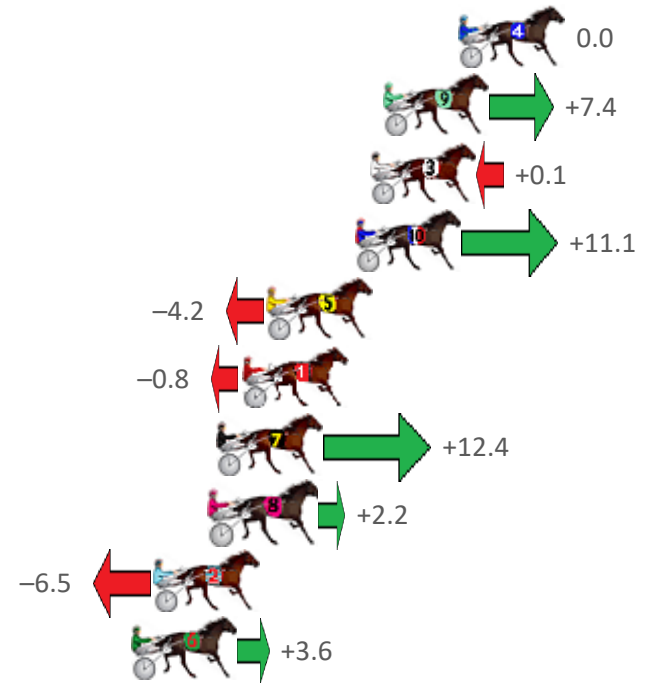
Albion Park Race 5 Distance 1660m

Saturday, 17 September 2022

Gross Time: 1:56.50 MileRate: 1:53.00 LeadTime: 3.40s First Qtr: 27.50s Second Qtr: 29.30s Third Qtr: 27.90s Fourth Qtr: 28.40s

No Horse	Plc	Mar	800 Posi	400 Posi	Time	3rd Qtr	4th Qtr
4 SWAYZEE	1	0.0m	0.0m (1)	0.0m (0)	1:56.50	27.90s	28.40s
9 BRIAN CHRISTOPHER	2	3.0m	10.4m (1)	6.8m (2)	1:56.72	27.65s	28.13s
3 PARAMA	3	3.5m	3.6m (0)	4.8m (0)	1:56.76	27.98s	28.31s
10 TEAGAN BANNER	4	4.1m	15.2m (1)	11.0m (2)	1:56.81	27.61s	27.91s
5 THE GROGFATHER	5	7.6m	3.4m (2)	0.0m (1)	1:57.07	27.66s	28.94s
1 SO AM I	6	8.6m	7.8m (0)	9.4m (0)	1:57.14	28.01s	28.34s
7 JOHNSON STEP	7	9.6m	22.0m (1)	15.4m (2)	1:57.22	27.44s	27.99s
8 MAJOR JAROD	8	9.8m	12.0m (0)	10.6m (1)	1:57.23	27.80s	28.34s
2 SCOTCH EN ICE	9	12.1m	5.6m (1)	4.8m (1)	1:57.40	27.84s	28.92s
6 ITZ MAJOR RICH	10	13.0m	16.6m (0)	16.4m (0)	1:57.47	27.89s	28.16s

Finish Position and metres gained from 800m





Home of PJ Harness Analyser
Want to know how successful PJ Harness Analyser is?
Click here for regular updates

www.pjdata.com.au
 admin@pjdata.com.au
 www.facebook.com/PJHarnessRacing



RISE Digital, Harness Racing Australia nor the provider accepts any responsibility for the completeness or accuracy of any of the information contained herein, and makes no representations about its suitability for any particular purpose. Users should make their own judgements about those matters and/or seek independent advice. You assume all risks associated with use of data provided on this page


Albion Park Race 6 Distance 1660m

Saturday, 17 September 2022

Gross Time: 1:57.50 MileRate: 1:53.90 LeadTime: 3.50s First Qtr: 28.60s Second Qtr: 29.80s Third Qtr: 27.80s Fourth Qtr: 27.80s

No Horse	Plc	Mar	800 Posi	400 Posi	Time	3rd Qtr	4th Qtr
4 MUMMYS BOY	1	0.0m	0.0m (0)	0.0m (0)	1:57.50	27.80s	27.80s
1 BOMB SUIT	2	7.0m	4.2m (0)	4.6m (0)	1:58.01	27.83s	27.97s
8 LITTLE BOLT	3	10.5m	6.0m (1)	6.2m (1)	1:58.27	27.81s	28.10s
10 WOODLEA DIEGO	4	14.0m	9.8m (0)	9.6m (0)	1:58.52	27.79s	28.10s
9 HE SAID SHE SAID	5	15.0m	15.0m (1)	15.0m (1)	1:58.60	27.80s	27.80s
6 VANITY BAY	6	15.9m	10.6m (1)	10.4m (1)	1:58.66	27.79s	28.18s
2 MORESCO	7	18.2m	14.2m (0)	14.2m (0)	1:58.83	27.80s	28.08s
5 LETTERKENNY BOY	8	21.6m	19.4m (1)	15.2m (2)	1:59.08	27.51s	28.24s

Finish Position and metres gained from 800m





Home of PJ Harness Analyser

Want to know how successful PJ Harness Analyser is?
[Click here for regular updates](#)

www.pjdata.com.au
 admin@pjdata.com.au
 www.facebook.com/PJHarnessRacing



RISE Digital, Harness Racing Australia nor the provider accepts any responsibility for the completeness or accuracy of any of the information contained herein, and makes no representations about its suitability for any particular purpose. Users should make their own judgements about those matters and/or seek independent advice. You assume all risks associated with use of data provided on this page

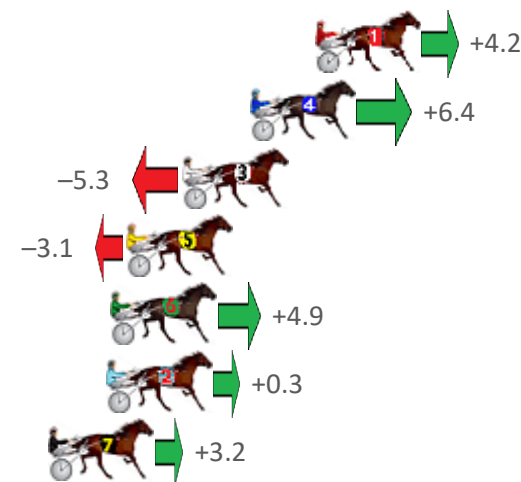
Albion Park Race 7 Distance 1660m

Saturday, 17 September 2022

Gross Time: 1:58.80 MileRate: 1:55.20 LeadTime: 3.50s First Qtr: 28.70s Second Qtr: 30.50s Third Qtr: 28.30s Fourth Qtr: 27.80s

No Horse	Plc	Mar	800 Posi	400 Posi	Time	3rd Qtr	4th Qtr
1 DOCTA FEELGOOD	1	0.0m	4.2m (0)	4.4m (0)	1:58.80	28.31s	27.50s
4 THE HUMMER	2	2.6m	9.0m (0)	11.0m (0)	1:58.99	28.43s	27.22s
3 MAYWYN TROUBAD	3	5.3m	0.0m (0)	0.0m (0)	1:59.19	28.30s	28.17s
5 MAJOR MISCHIEF	4	7.5m	4.4m (1)	3.2m (1)	1:59.35	28.22s	28.10s
6 TUNGSTEN TERROR	5	8.1m	13.0m (1)	14.2m (1)	1:59.39	28.38s	27.38s
2 JIGAMAROO	6	8.3m	8.6m (1)	9.4m (1)	1:59.41	28.36s	27.72s
7 RING THE TILL	7	10.6m	13.8m (0)	16.2m (0)	1:59.57	28.46s	27.41s

Finish Position and metres gained from 800m





Home of PJ Harness Analyser

Want to know how successful PJ Harness Analyser is?
[Click here for regular updates](#)



www.pjdata.com.au
 admin@pjdata.com.au
 www.facebook.com/PJHarnessRacing

RISE Digital, Harness Racing Australia nor the provider accepts any responsibility for the completeness or accuracy of any of the information contained herein, and makes no representations about its suitability for any particular purpose. Users should make their own judgements about those matters and/or seek independent advice. You assume all risks associated with use of data provided on this page

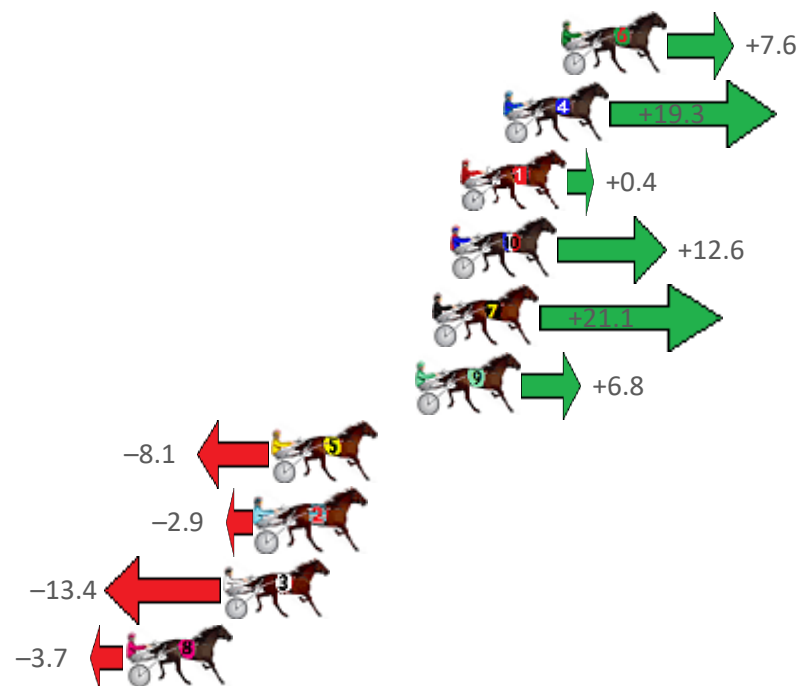
Albion Park Race 8 Distance 1660m

Saturday, 17 September 2022

Gross Time: 1:57.70 MileRate: 1:54.10 LeadTime: 3.50s First Qtr: 27.20s Second Qtr: 29.10s Third Qtr: 29.20s Fourth Qtr: 28.70s

No Horse	Plc	Mar	800 Posi	400 Posi	Time	3rd Qtr	4th Qtr
6 IMA SOCIALITE	1	0.0m	7.6m (1)	7.8m (1)	1:57.70	29.21s	28.14s
4 LUCKY NUTTER	2	2.3m	21.6m (1)	16.0m (2)	1:57.87	28.79s	27.72s
1 CALA JANE	3	4.0m	4.4m (0)	4.4m (0)	1:58.00	29.20s	28.67s
10 DEBUTANTE PARTY	4	4.4m	17.0m (1)	10.4m (2)	1:58.03	28.72s	28.27s
7 ONLY ONCE BITTEN	5	5.1m	26.2m (1)	20.4m (1)	1:58.08	28.77s	27.61s
9 PEARL HARBOUR	6	5.8m	12.6m (1)	12.8m (1)	1:58.14	29.21s	28.20s
5 LADY AVANA	7	11.5m	3.4m (1)	3.6m (1)	1:58.57	29.22s	29.26s
2 DANCINTOTHEBEAT	8	12.1m	9.2m (0)	8.8m (0)	1:58.61	29.17s	28.94s
3 WATCHFUL LADY	9	13.4m	0.0m (0)	0.0m (0)	1:58.71	29.21s	29.66s
8 HEAVENLY WISDOM	10	17.3m	13.6m (0)	13.4m (0)	1:59.00	29.19s	28.98s

Finish Position and metres gained from 800m





Home of PJ Harness Analyser

Want to know how successful PJ Harness Analyser is?

Click here for regular updates

www.pjdata.com.au
 admin@pjdata.com.au
 www.facebook.com/PJHarnessRacing



RISE Digital, Harness Racing Australia nor the provider accepts any responsibility for the completeness or accuracy of any of the information contained herein, and makes no representations about its suitability for any particular purpose. Users should make their own judgements about those matters and/or seek independent advice. You assume all risks associated with use of data provided on this page


Albion Park Race 9 Distance 1660m

Saturday, 17 September 2022

Gross Time: 1:58.10 MileRate: 1:54.50 LeadTime: 3.40s First Qtr: 29.10s Second Qtr: 30.20s Third Qtr: 27.70s Fourth Qtr: 27.70s

No Horse	Plc	Mar	800 Posi	400 Posi	Time	3rd Qtr	4th Qtr
2 RYANS GANGSTER	1	0.0m	4.4m (0)	4.4m (0)	1:58.10	27.70s	27.40s
1 THERESACHANCE	2	1.8m	0.0m (0)	0.0m (0)	1:58.23	27.70s	27.82s
8 ROCK IT BABY	3	5.9m	3.6m (1)	1.6m (1)	1:58.53	27.56s	28.00s
5 AIR TIME	4	8.8m	18.0m (1)	9.8m (2)	1:58.74	27.14s	27.63s
6 BLACKJACK BART	5	8.9m	9.6m (0)	9.4m (0)	1:58.75	27.69s	27.67s
4 HEADWIN	6	10.4m	13.2m (1)	12.2m (1)	1:58.86	27.63s	27.58s
3 ONE LAST ROLL	7	11.1m	8.2m (1)	6.6m (1)	1:58.91	27.59s	28.01s
7 MIGHTY GEORGE	8	11.8m	14.4m (0)	14.4m (0)	1:58.96	27.70s	27.52s

Finish Position and metres gained from 800m





Home of PJ Harness Analyser

Want to know how successful PJ Harness Analyser is?
Click here for regular updates

www.pjdata.com.au
 admin@pjdata.com.au
 www.facebook.com/PJHarnessRacing



RISE Digital, Harness Racing Australia nor the provider accepts any responsibility for the completeness or accuracy of any of the information contained herein, and makes no representations about its suitability for any particular purpose. Users should make their own judgements about those matters and/or seek independent advice. You assume all risks associated with use of data provided on this page

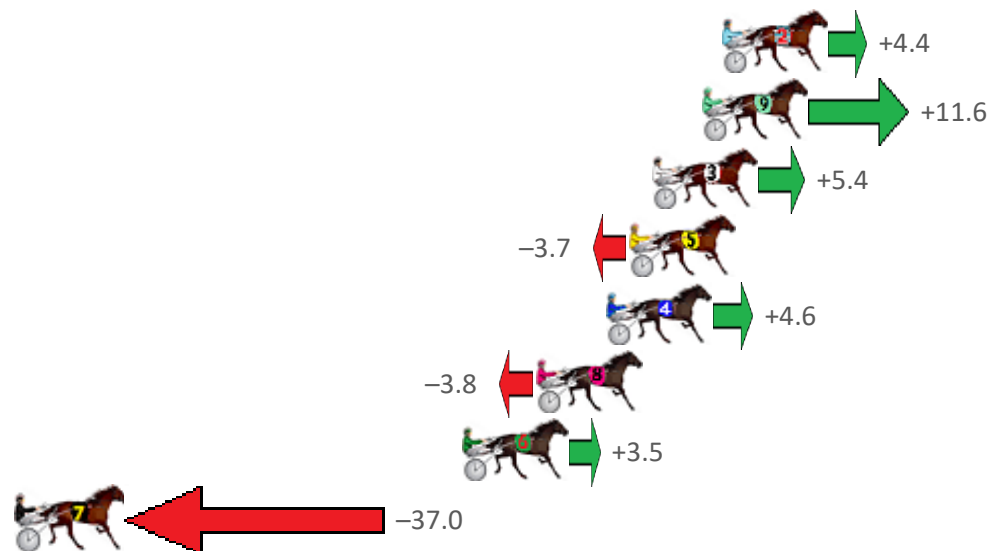
Albion Park Race 10 Distance 2138m

Saturday, 17 September 2022

Gross Time: 2:40.50 MileRate: 2:00.80 LeadTime: 42.70s First Qtr: 30.50s Second Qtr: 29.80s Third Qtr: 29.00s Fourth Qtr: 28.50s

No Horse	Plc	Mar	800 Posi	400 Posi	Time	3rd Qtr	4th Qtr
2 COCHY MALC	1	0.0m	4.4m (0)	4.6m (0)	2:40.50	29.01s	28.17s
9 SIR FAHRENHEIT	2	0.8m	12.4m (1)	12.8m (1)	2:40.56	29.02s	27.65s
3 FATHER CHRISTMAS	3	2.8m	8.2m (1)	8.4m (1)	2:40.71	29.01s	28.10s
5 IM THE COMMANDO	4	3.7m	0.0m (0)	0.0m (0)	2:40.78	29.00s	28.76s
4 KINGDOM COME	5	4.6m	9.2m (0)	9.4m (0)	2:40.84	29.01s	28.16s
8 GEE UP NEDDY	6	7.4m	3.6m (1)	3.6m (1)	2:41.05	29.00s	28.77s
6 STRESS FACTOR	7	10.3m	13.8m (0)	14.0m (0)	2:41.27	29.01s	28.24s
7 MORE SHADES OF G	8	87.0m	50.0m (0)	65.0m (0)	2:47.01	30.09s	30.06s

Finish Position and metres gained from 800m





Home of PJ Harness Analyser

Want to know how successful PJ Harness Analyser is?
[Click here for regular updates](#)



www.pjdata.com.au
 admin@pjdata.com.au
 www.facebook.com/PJHarnessRacing

RISE Digital, Harness Racing Australia nor the provider accepts any responsibility for the completeness or accuracy of any of the information contained herein, and makes no representations about its suitability for any particular purpose. Users should make their own judgements about those matters and/or seek independent advice. You assume all risks associated with use of data provided on this page