

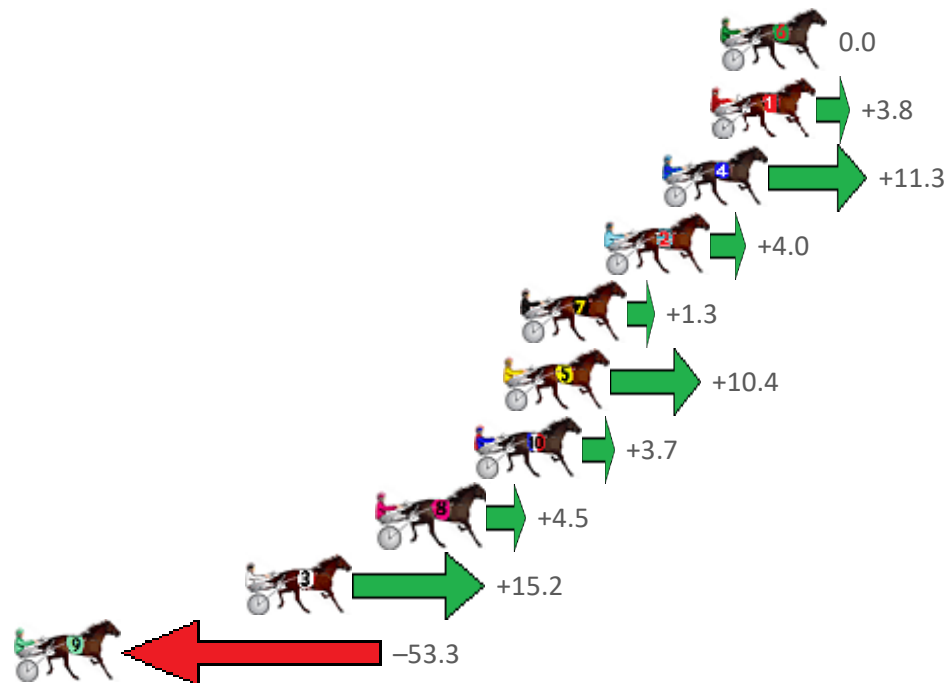
Albion Park Race 1 Distance 1660m

Saturday, 1 October 2022

Gross Time: 1:58.00 MileRate: 1:54.40 LeadTime: 3.30s First Qtr: 27.60s Second Qtr: 31.00s Third Qtr: 27.90s Fourth Qtr: 28.20s

NoHorse	Plc	Mar	800 Posi	400 Posi	Time	3rd Qtr	4th Qtr
6 ROCKNROLL CLASSIC	1	0.0m	0.0m (0)	0.0m (0)	1:58.00	27.90s	28.20s
1 SO MUCH MORE	2	0.4m	4.2m (0)	4.2m (0)	1:58.03	27.90s	27.93s
4 AWAYWEGO	3	2.3m	13.6m (1)	10.6m (1)	1:58.17	27.69s	27.62s
2 DELIGHTFUL REASO	4	4.6m	8.6m (0)	8.2m (0)	1:58.34	27.87s	27.95s
7 MISTERY ROAD	5	7.9m	9.2m (1)	6.0m (1)	1:58.59	27.68s	28.33s
5 MUMMYS BOY	6	8.6m	19.0m (1)	15.4m (1)	1:58.64	27.65s	27.72s
10 THE HUMMER	7	9.7m	13.4m (0)	13.0m (0)	1:58.72	27.87s	27.97s
8 JUST JOSHIN	8	13.5m	18.0m (0)	17.8m (0)	1:59.00	27.89s	27.90s
3 MAGICAL MAYA	9	18.8m	34.0m (0)	26.2m (0)	1:59.39	27.36s	27.68s
9 HIPSTAR	10	133.3m	80.0m (0)	110.0m (0)	2:07.88	29.98s	29.83s

Finish Position and metres gained from 800m



Home of Australian Harness Sectionals
 PJ Harness Analyser Daily Raw Data directly to your inbox

All Victorian Racing added as of 17 January 2022

www.pjdata.com.au admin@pjdata.com.au www.facebook.com/PJHarnessRacing

RISE Digital, Harness Racing Australia nor the provider accepts any responsibility for the completeness or accuracy of any of the information contained herein, and makes no representations about its suitability for any particular purpose. Users should make their own judgements about those matters and/or seek independent advice. You assume all risks associated with use of data provided on this page

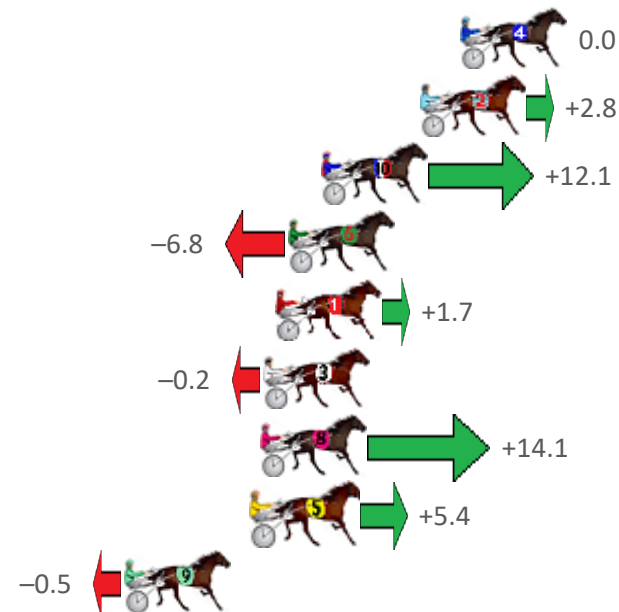
Albion Park Race 2 Distance 1660m

Saturday, 1 October 2022

Gross Time: 1:57.40 MileRate: 1:53.80 LeadTime: 3.40s First Qtr: 28.10s Second Qtr: 29.60s Third Qtr: 27.40s Fourth Qtr: 28.90s

NoHorse	Plc	Mar	800 Posi	400 Posi	Time	3rd Qtr	4th Qtr
4 JUMPING JACK JIMM	1	0.0m	0.0m (0)	0.2m (0)	1:57.40	27.41s	28.89s
2 TUAPEKA GLORY	2	1.6m	4.4m (0)	5.4m (0)	1:57.52	27.48s	28.63s
10 SAM IS PERFECTION	3	5.5m	17.6m (1)	16.2m (2)	1:57.82	27.32s	28.13s
6 WARFARE	4	6.8m	0.0m (1)	0.0m (1)	1:57.92	27.39s	29.39s
1 OHOKA JIMMY	5	7.3m	9.0m (0)	10.0m (0)	1:57.95	27.48s	28.71s
3 ROLL ONE OVER	6	7.8m	7.6m (1)	9.8m (1)	1:57.99	27.56s	28.76s
8 SWAGGIE SHANNON	7	7.9m	22.0m (1)	20.8m (2)	1:58.00	27.34s	27.97s
5 THE SHADY ONE	8	8.2m	13.6m (0)	14.8m (0)	1:58.02	27.50s	28.43s
9 KEY LARGO	9	13.3m	12.8m (1)	11.8m (2)	1:58.41	27.33s	29.01s

Finish Position and metres gained from 800m



Home of Australian Harness Sectionals
 PJ Harness Analyser Daily Raw Data directly to your inbox

NEW All Victorian Racing added as of 17 January 2022

www.pjdata.com.au admin@pjdata.com.au www.facebook.com/PJHarnessRacing

RISE Digital, Harness Racing Australia nor the provider accepts any responsibility for the completeness or accuracy of any of the information contained herein, and makes no representations about its suitability for any particular purpose. Users should make their own judgements about those matters and/or seek independent advice. You assume all risks associated with use of data provided on this page

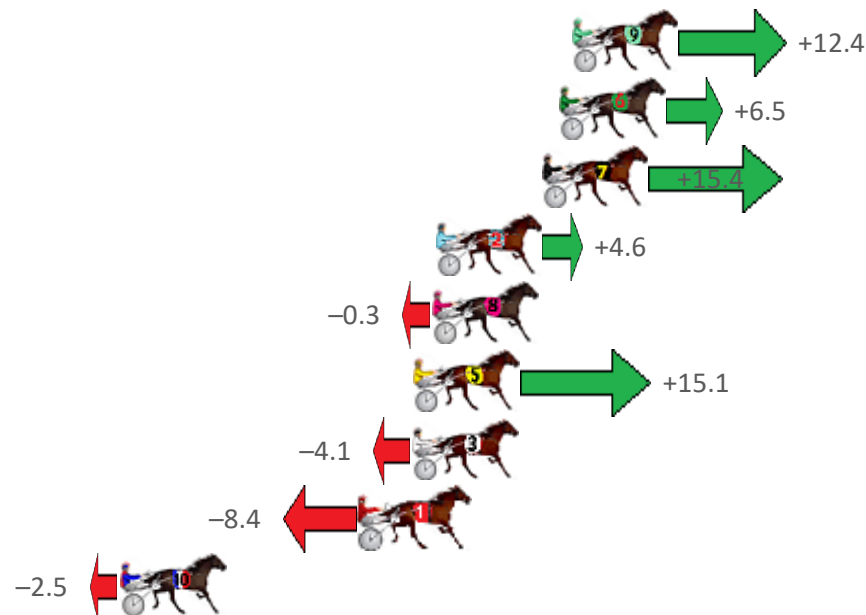
Albion Park Race 3 Distance 1660m

Saturday, 1 October 2022

Gross Time: 1:58.70 MileRate: 1:55.10 LeadTime: 3.40s First Qtr: 27.00s Second Qtr: 29.60s Third Qtr: 28.50s Fourth Qtr: 30.20s

NoHorse	Plc	Mar	800 Posi	400 Posi	Time	3rd Qtr	4th Qtr
9 CONVAIR HUSTLER	1	0.0m	12.4m (1)	9.2m (1)	1:58.70	28.29s	29.51s
6 SCOTCH EN ICE	2	0.5m	7.0m (1)	3.6m (2)	1:58.74	28.26s	29.97s
7 ITZ MAJOR RICH	3	1.2m	16.6m (1)	13.0m (2)	1:58.79	28.26s	29.31s
2 GABBYS SPORTSTAR	4	5.4m	10.0m (0)	9.6m (0)	1:59.13	28.48s	29.88s
8 MAYWYN TROUBAD	5	5.5m	5.2m (0)	5.2m (0)	1:59.13	28.50s	30.22s
5 BRIAN CHRISTOPHER	6	6.3m	21.4m (1)	15.0m (1)	1:59.20	28.05s	29.55s
3 BACKINTOWN	7	6.3m	2.2m (1)	0.2m (1)	1:59.20	28.34s	30.66s
1 CANT BLUFF YOU	8	8.4m	0.0m (0)	0.0m (0)	1:59.36	28.48s	30.83s
10 RING THE TILL	9	17.9m	15.4m (0)	15.6m (0)	2:00.12	28.51s	30.37s

Finish Position and metres gained from 800m



Home of Australian Harness Sectionals
 PJ Harness Analyser Daily Raw Data directly to your inbox

NEW All Victorian Racing added as of 17 January 2022

www.pjdata.com.au
 admin@pjdata.com.au
 www.facebook.com/PJHarnessRacing

RISE Digital, Harness Racing Australia nor the provider accepts any responsibility for the completeness or accuracy of any of the information contained herein, and makes no representations about its suitability for any particular purpose. Users should make their own judgements about those matters and/or seek independent advice. You assume all risks associated with use of data provided on this page

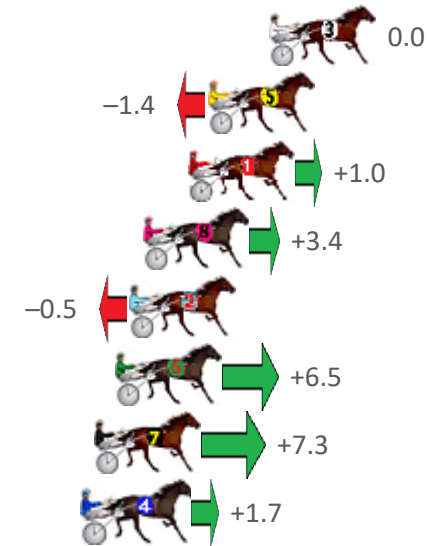
Albion Park Race 4 Distance 2138m

Saturday, 1 October 2022

Gross Time: 2:34.20 MileRate: 1:56.00 LeadTime: 36.70s First Qtr: 30.80s Second Qtr: 30.60s Third Qtr: 28.00s Fourth Qtr: 28.10s

NoHorse	Plc	Mar	800 Posi	400 Posi	Time	3rd Qtr	4th Qtr
3 JENDEN STRIKE	1	0.0m	0.0m (0)	0.0m (0)	2:34.20	28.00s	28.10s
5 SWAYZEE	2	2.4m	1.0m (1)	0.6m (1)	2:34.38	27.97s	28.23s
1 SHES MISS DEVINE	3	3.2m	4.2m (0)	4.4m (0)	2:34.44	28.01s	28.02s
8 BELLA BALL TERROR	4	5.0m	8.4m (0)	8.8m (0)	2:34.57	28.03s	27.83s
2 OBI ONE	5	5.5m	5.0m (1)	5.0m (1)	2:34.61	28.00s	28.13s
6 FLO RYDA	6	6.1m	12.6m (0)	13.2m (0)	2:34.65	28.04s	27.60s
7 SAGINAW	7	6.9m	14.2m (1)	14.4m (1)	2:34.71	28.01s	27.58s
4 GOOD AS IT GETS	8	7.3m	9.0m (1)	9.4m (1)	2:34.74	28.03s	27.95s

Finish Position and metres gained from 800m





Home of Australian Harness Sectionals

PJ Harness Analyser Daily Raw Data directly to your inbox

NEW All Victorian Racing added as of 17 January 2022

www.pjdata.com.au
 admin@pjdata.com.au
 www.facebook.com/PJHarnessRacing



RISE Digital, Harness Racing Australia nor the provider accepts any responsibility for the completeness or accuracy of any of the information contained herein, and makes no representations about its suitability for any particular purpose. Users should make their own judgements about those matters and/or seek independent advice. You assume all risks associated with use of data provided on this page

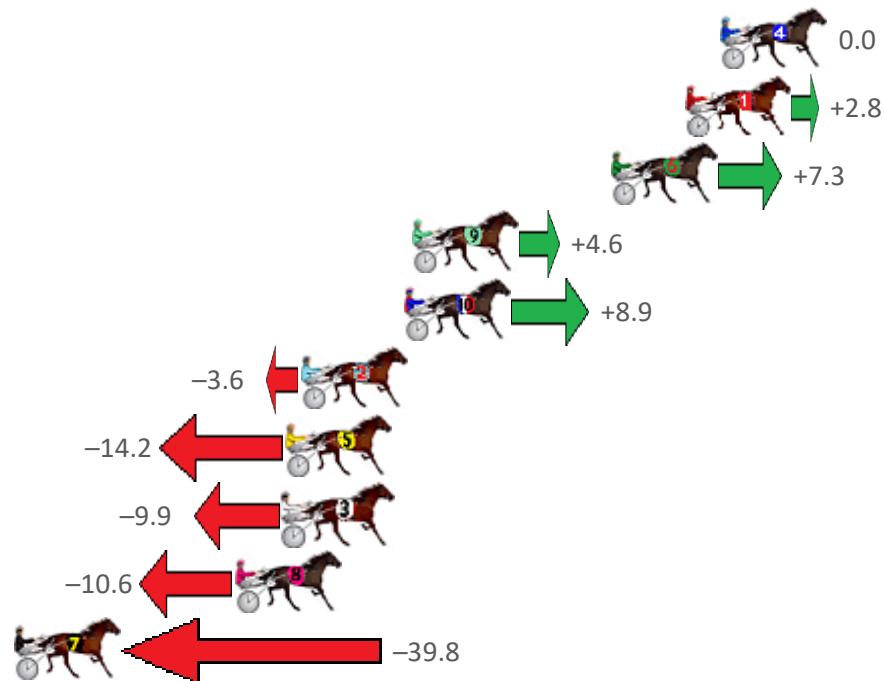
Albion Park Race 5 Distance 1660m

Saturday, 1 October 2022

Gross Time: 2:00.10 MileRate: 1:56.40 LeadTime: 3.40s First Qtr: 28.50s Second Qtr: 32.40s Third Qtr: 28.20s Fourth Qtr: 27.60s

NoHorse	Plc	Mar	800 Posi	400 Posi	Time	3rd Qtr	4th Qtr
4 PARAMA	1	0.0m	0.0m (0)	0.0m (0)	2:00.10	28.20s	27.60s
1 DOCTA FEELGOOD	2	1.4m	4.2m (0)	4.4m (0)	2:00.20	28.21s	27.39s
6 THE GROGFATHER	3	4.3m	11.6m (1)	2.6m (2)	2:00.41	27.58s	27.72s
9 TEAGAN BANNER	4	12.2m	16.8m (1)	7.4m (2)	2:00.99	27.55s	27.93s
10 RYANS GANGSTER	5	12.5m	21.4m (1)	14.4m (1)	2:01.01	27.71s	27.47s
2 CAMROLLER	6	16.6m	13.0m (0)	15.8m (0)	2:01.31	28.39s	27.65s
5 AIR TIME	7	17.2m	3.0m (1)	5.0m (1)	2:01.35	28.35s	28.44s
3 SO AM I	8	17.3m	7.4m (1)	9.2m (1)	2:01.36	28.33s	28.16s
8 VANITY BAY	9	19.2m	8.6m (0)	10.2m (0)	2:01.49	28.32s	28.22s
7 TUNGSTEN TERROR	10	89.8m	50.0m (0)	70.0m (0)	2:06.62	29.60s	28.96s

Finish Position and metres gained from 800m





Home of Australian Harness Sectionals

PJ Harness Analyser Daily Raw Data directly to your inbox

NEW All Victorian Racing added as of 17 January 2022

www.pjdata.com.au admin@pjdata.com.au www.facebook.com/PJHarnessRacing



RISE Digital, Harness Racing Australia nor the provider accepts any responsibility for the completeness or accuracy of any of the information contained herein, and makes no representations about its suitability for any particular purpose. Users should make their own judgements about those matters and/or seek independent advice. You assume all risks associated with use of data provided on this page

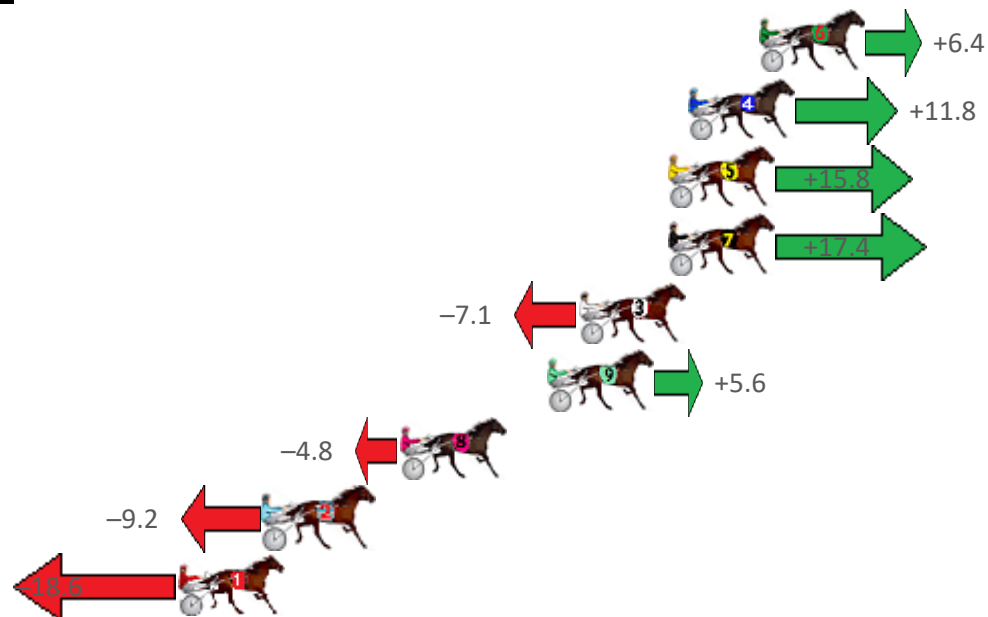
Albion Park Race 6 Distance 2138m

Saturday, 1 October 2022

Gross Time: 2:34.30 MileRate: 1:56.20 LeadTime: 37.90s First Qtr: 30.40s Second Qtr: 29.80s Third Qtr: 27.70s Fourth Qtr: 28.50s

NoHorse	Plc	Mar	800 Posi	400 Posi	Time	3rd Qtr	4th Qtr
6 AUNTY BELLA	1	0.0m	6.4m (1)	1.4m (1)	2:34.30	27.35s	28.40s
4 OAXACAN DREAM	2	2.8m	14.6m (1)	15.4m (1)	2:34.51	27.77s	27.61s
5 GLENLEDI BOY	3	3.6m	19.4m (1)	11.8m (2)	2:34.57	27.18s	27.92s
7 FEELINGFORARAINB	4	3.6m	21.0m (2)	7.2m (2)	2:34.57	26.74s	28.24s
3 JOHNSON STEP	5	7.1m	0.0m (0)	0.0m (0)	2:34.83	27.69s	29.00s
9 BOMBADIER JUJON	6	8.4m	14.0m (0)	15.4m (0)	2:34.93	27.80s	28.00s
8 MAMMALS MAGIC	7	14.2m	9.4m (0)	11.0m (0)	2:35.36	27.81s	28.73s
2 STOMPEN	8	19.6m	10.4m (1)	11.0m (1)	2:35.77	27.73s	29.11s
1 THE HIGH COMMAN	9	23.0m	4.4m (0)	4.2m (0)	2:36.02	27.67s	29.83s

Finish Position and metres gained from 800m



Home of Australian Harness Sectionals
 PJ Harness Analyser Daily Raw Data directly to your inbox

NEW All Victorian Racing added as of 17 January 2022

www.pjdata.com.au admin@pjdata.com.au www.facebook.com/PJHarnessRacing

RISE Digital, Harness Racing Australia nor the provider accepts any responsibility for the completeness or accuracy of any of the information contained herein, and makes no representations about its suitability for any particular purpose. Users should make their own judgements about those matters and/or seek independent advice. You assume all risks associated with use of data provided on this page

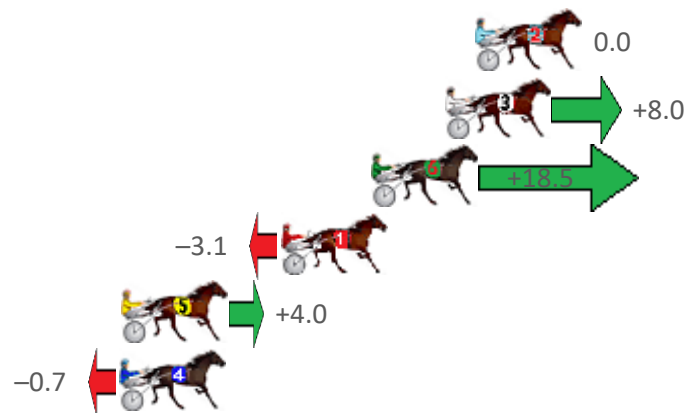
Albion Park Race 7 Distance 1660m

Saturday, 1 October 2022

Gross Time: 1:56.50 MileRate: 1:53.00 LeadTime: 3.40s First Qtr: 28.20s Second Qtr: 30.20s Third Qtr: 26.90s Fourth Qtr: 27.80s

NoHorse	Plc	Mar	800 Posi	400 Posi	Time	3rd Qtr	4th Qtr
2 LOVE YOUR WORK	1	0.0m	0.0m (0)	0.0m (0)	1:56.50	26.90s	27.80s
3 TOMMY LINCOLN	2	1.2m	9.2m (0)	16.2m (1)	1:56.59	27.39s	26.76s
6 WILL THE WIZARD	3	4.1m	22.6m (0)	18.2m (2)	1:56.80	26.62s	26.83s
1 HITTHEROADJACK	4	7.7m	4.6m (0)	12.6m (0)	1:57.06	27.45s	27.46s
5 LILAC FLASH	5	14.0m	18.0m (0)	27.4m (0)	1:57.52	27.55s	26.87s
4 SUBTLE DELIGHT	6	14.1m	13.4m (0)	20.2m (0)	1:57.53	27.37s	27.38s

Finish Position and metres gained from 800m





Home of Australian Harness Sectionals
 PJ Harness Analyser Daily Raw Data directly to your inbox

NEW All Victorian Racing added as of 17 January 2022

www.pjdata.com.au
 admin@pjdata.com.au
 www.facebook.com/PJHarnessRacing




RISE Digital, Harness Racing Australia nor the provider accepts any responsibility for the completeness or accuracy of any of the information contained herein, and makes no representations about its suitability for any particular purpose. Users should make their own judgements about those matters and/or seek independent advice. You assume all risks associated with use of data provided on this page

Albion Park Race 8 Distance 1660m

Saturday, 1 October 2022

Gross Time: 1:58.40 MileRate: 1:54.80 LeadTime: 3.40s First Qtr: 27.60s Second Qtr: 30.70s Third Qtr: 27.90s Fourth Qtr: 28.80s

NoHorse	Plc	Mar	800 Posi	400 Posi	Time	3rd Qtr	4th Qtr
1 LUCKY NUTTER	1	0.0m	9.4m (1)	7.0m (1)	1:58.40	27.74s	28.30s
7 ONLY ONCE BITTEN	2	4.8m	4.2m (1)	2.2m (1)	1:58.76	27.76s	28.99s
3 DEBUTANTE PARTY	3	6.4m	4.8m (0)	5.4m (0)	1:58.88	27.94s	28.87s
10 CLOWNS TOTHE LEF	4	8.2m	14.8m (0)	14.6m (0)	1:59.02	27.89s	28.34s
4 MISS VERSTAPPEN	5	8.4m	0.0m (0)	0.0m (0)	1:59.04	27.89s	29.40s
2 BRILLIANT ART	6	9.1m	19.2m (1)	17.2m (1)	1:59.09	27.77s	28.22s
5 ROSES ARE SWEET	7	11.4m	14.4m (1)	12.2m (1)	1:59.26	27.75s	28.74s
9 GABBYS IDEAL	8	15.2m	9.6m (0)	10.0m (0)	1:59.55	27.92s	29.17s



Home of Australian Harness Sectionals
 PJ Harness Analyser Daily Raw Data directly to your inbox

All Victorian Racing added as of 17 January 2022

www.pjdata.com.au admin@pjdata.com.au www.facebook.com/PJHarnessRacing

RISE Digital, Harness Racing Australia nor the provider accepts any responsibility for the completeness or accuracy of any of the information contained herein, and makes no representations about its suitability for any particular purpose. Users should make their own judgements about those matters and/or seek independent advice. You assume all risks associated with use of data provided on this page

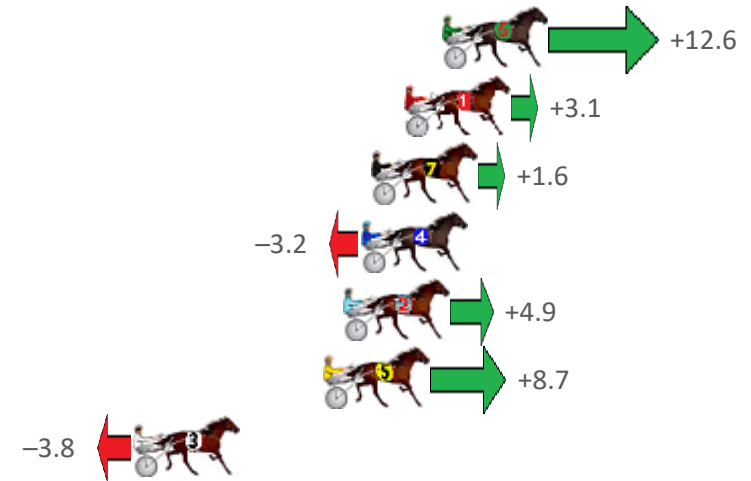
Albion Park Race 9 Distance 1660m

Saturday, 1 October 2022

Gross Time: 1:59.40 MileRate: 1:55.80 LeadTime: 3.30s First Qtr: 28.50s Second Qtr: 31.80s Third Qtr: 28.00s Fourth Qtr: 27.80s

NoHorse	Plc	Mar	800 Posi	400 Posi	Time	3rd Qtr	4th Qtr
6 ESCALERA	1	0.0m	12.6m (1)	1.8m (2)	1:59.40	27.25s	27.68s
1 COMMODORE JUJO	2	1.5m	4.6m (0)	5.4m (0)	1:59.51	28.05s	27.53s
7 MISTERFREEZE	3	2.8m	4.4m (1)	6.0m (1)	1:59.60	28.11s	27.58s
4 SCOOB OPERATOR	4	3.2m	0.0m (0)	0.0m (0)	1:59.63	28.00s	28.02s
2 KASH US BACK	5	3.9m	8.8m (0)	11.8m (0)	1:59.69	28.21s	27.25s
5 ROCK BOTTOM	6	4.7m	13.4m (0)	17.4m (0)	1:59.74	28.27s	26.92s
3 MAFUTA VAUTIN	7	12.2m	8.4m (1)	10.6m (1)	2:00.29	28.15s	27.91s

Finish Position and metres gained from 800m



Home of Australian Harness Sectionals

PJ Harness Analyser Daily Raw Data directly to your inbox

NEW All Victorian Racing added as of 17 January 2022

www.pjdata.com.au admin@pjdata.com.au www.facebook.com/PJHarnessRacing

RISE Digital, Harness Racing Australia nor the provider accepts any responsibility for the completeness or accuracy of any of the information contained herein, and makes no representations about its suitability for any particular purpose. Users should make their own judgements about those matters and/or seek independent advice. You assume all risks associated with use of data provided on this page

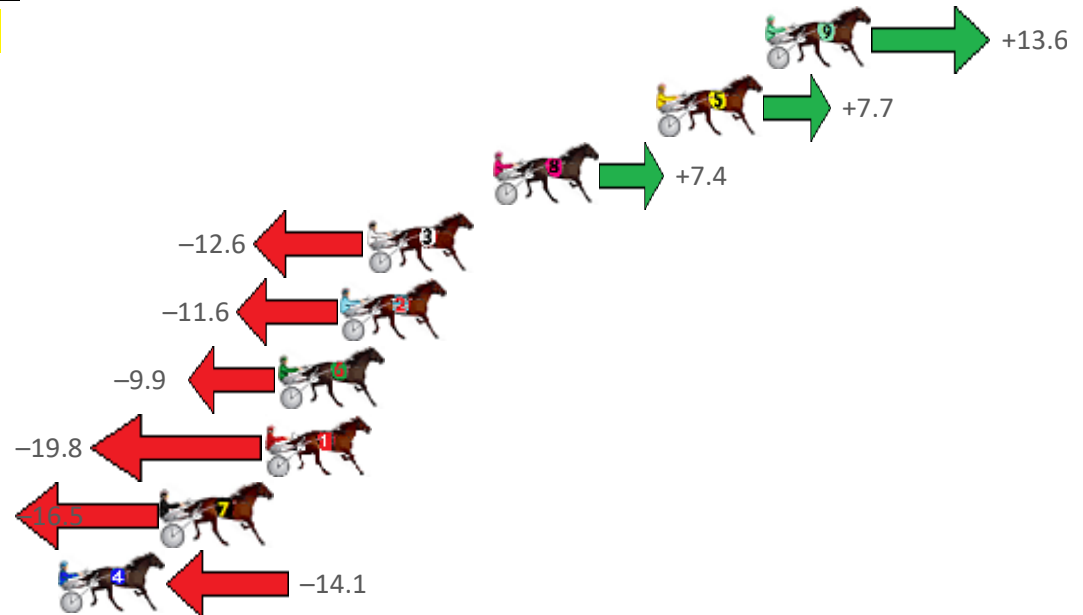
Albion Park Race 10 Distance 2647m

Saturday, 1 October 2022

Gross Time: 3:21.10 MileRate: 2:01.40 LeadTime: 80.60s First Qtr: 30.50s Second Qtr: 30.40s Third Qtr: 29.60s Fourth Qtr: 30.00s

NoHorse	Plc	Mar	800 Posi	400 Posi	Time	3rd Qtr	4th Qtr
9 RED CASTLETON	1	0.0m	13.6m (0)	8.0m (2)	3:21.10	29.19s	29.40s
5 KAR MANOR	2	4.3m	12.0m (1)	0.0m (2)	3:21.44	28.71s	30.32s
8 GEE UP NEDDY	3	10.8m	18.2m (0)	12.6m (2)	3:21.95	29.19s	29.87s
3 FATHER CHRISTMAS	4	15.8m	3.2m (1)	1.8m (1)	3:22.34	29.49s	31.04s
2 KINGDOM COME	5	16.8m	5.2m (0)	5.2m (0)	3:22.42	29.59s	30.87s
6 COCHY MALC	6	19.3m	9.4m (0)	9.4m (0)	3:22.62	29.60s	30.74s
1 STRESS FACTOR	7	19.8m	0.0m (0)	0.2m (0)	3:22.66	29.61s	31.46s
7 KING OF THE NORTH	8	23.9m	7.4m (1)	7.8m (1)	3:22.98	29.62s	31.20s
4 YMBRO WASTED	9	31.5m	17.4m (1)	14.4m (3)	3:23.58	29.37s	31.28s

Finish Position and metres gained from 800m



Home of Australian Harness Sectionals
 PJ Harness Analyser Daily Raw Data directly to your inbox

NEW All Victorian Racing added as of 17 January 2022

www.pjdata.com.au
 admin@pjdata.com.au
 www.facebook.com/PJHarnessRacing

RISE Digital, Harness Racing Australia nor the provider accepts any responsibility for the completeness or accuracy of any of the information contained herein, and makes no representations about its suitability for any particular purpose. Users should make their own judgements about those matters and/or seek independent advice. You assume all risks associated with use of data provided on this page