

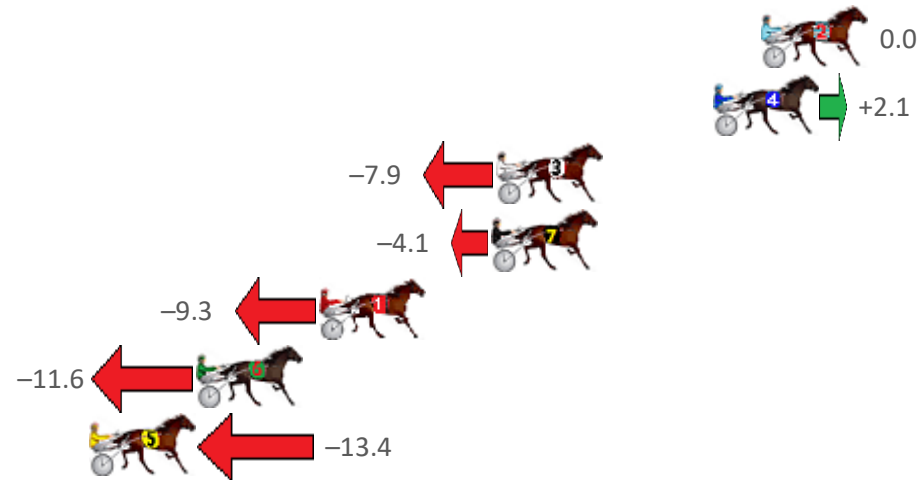
# Albion Park Race 1 Distance 1660m

Friday, 14 October 2022

Gross Time: 2:01.30 MileRate: 1:57.50 LeadTime: 3.60s First Qtr: 28.70s Second Qtr: 30.90s Third Qtr: 29.40s Fourth Qtr: 28.70s

NoHorse	Plc	Mar	800 Posi	400 Posi	Time	3rd Qtr	4th Qtr
2 MY RUMOUR HAS IT	1	0.0m	0.0m (0)	0.0m (0)	2:01.30	29.40s	28.70s
4 KAPAI	2	1.9m	4.0m (0)	4.2m (0)	2:01.44	29.41s	28.54s
3 EVERYSECONDCOUN	3	10.5m	2.6m (1)	2.8m (1)	2:02.09	29.42s	29.25s
7 SET ME FREE	4	10.7m	6.6m (1)	7.6m (1)	2:02.11	29.47s	28.92s
1 MISSY NOVA	5	17.5m	8.2m (0)	10.4m (0)	2:02.62	29.57s	29.21s
6 SONETTO	6	22.4m	10.8m (1)	12.6m (1)	2:02.99	29.54s	29.40s
5 CHOCOLATEHANDFU	7	26.6m	13.2m (0)	19.4m (0)	2:03.30	29.85s	29.21s

Finish Position and metres gained from 800m





**Home of Australian Harness Sectionals**

PJ Harness Analyser      Daily Raw Data directly to your inbox

**NEW** All Victorian Racing added as of 17 January 2022

www.pjdata.com.au    admin@pjdata.com.au    www.facebook.com/PJHarnessRacing



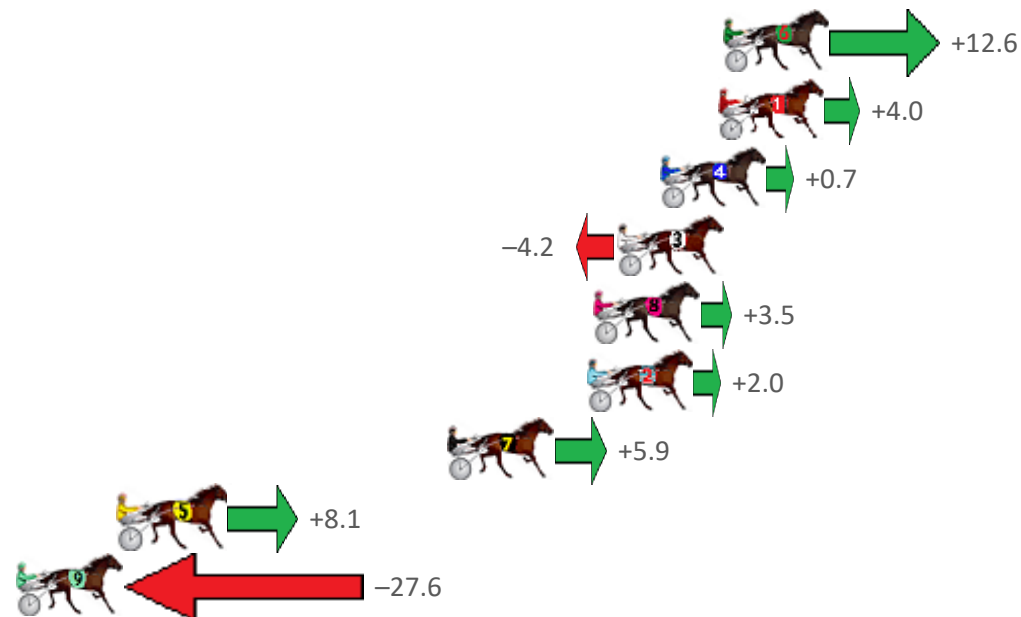
# Albion Park Race 2 Distance 1660m

Friday, 14 October 2022

Gross Time: 2:01.50 MileRate: 1:57.80 LeadTime: 3.70s First Qtr: 28.70s Second Qtr: 30.40s Third Qtr: 29.50s Fourth Qtr: 29.20s

NoHorse	Plc	Mar	800 Posi	400 Posi	Time	3rd Qtr	4th Qtr
6 RIGONDEAUX	1	0.0m	12.6m (0)	12.2m (1)	2:01.50	29.47s	<b>28.31s</b>
1 MILLY AN EYRE	2	0.2m	4.2m (0)	4.2m (0)	2:01.52	29.50s	28.91s
4 FATHER CHRISTMAS	3	2.5m	3.2m (1)	3.2m (1)	2:01.69	29.50s	29.15s
3 LEESA CASTLETON	4	4.2m	<b>0.0m (0)</b>	<b>0.0m (0)</b>	2:01.82	29.50s	29.50s
8 ZEALOUS SPUR	5	5.1m	8.6m (0)	9.2m (0)	2:01.89	29.54s	28.90s
2 BOURBONONTHERO	6	5.4m	7.4m (1)	4.4m (2)	2:01.91	29.28s	29.27s
7 MATATOKI	7	10.9m	16.8m (1)	9.6m (2)	2:02.33	28.98s	29.29s
5 HELLO JOLENE JOLE	8	23.9m	32.0m (0)	19.6m (0)	2:03.33	<b>28.60s</b>	29.51s
9 KAR MANOR	9	40.2m	12.6m (1)	3.8m (3)	2:04.58	28.87s	31.84s

Finish Position and metres gained from 800m



**Home of Australian Harness Sectionals**  
 PJ Harness Analyser      Daily Raw Data directly to your inbox

All Victorian Racing added as of 17 January 2022

www.pjdata.com.au    admin@pjdata.com.au    www.facebook.com/PJHarnessRacing

RISE Digital, Harness Racing Australia nor the provider accepts any responsibility for the completeness or accuracy of any of the information contained herein, and makes no representations about its suitability for any particular purpose. Users should make their own judgements about those matters and/or seek independent advice. You assume all risks associated with use of data provided on this page

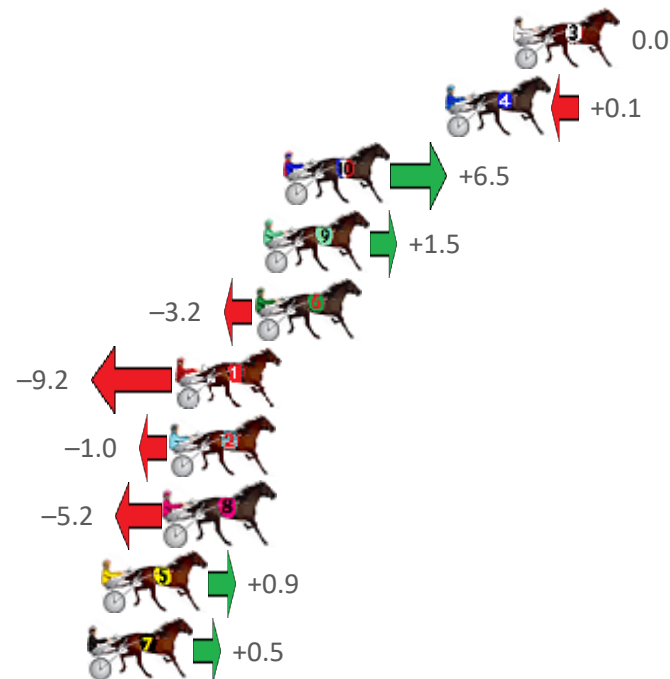
# Albion Park Race 3 Distance 1660m

Friday, 14 October 2022

Gross Time: 2:00.90 MileRate: 1:57.20 LeadTime: 3.40s First Qtr: 28.90s Second Qtr: 31.20s Third Qtr: 28.30s Fourth Qtr: 29.10s

NoHorse	Plc	Mar	800 Posi	400 Posi	Time	3rd Qtr	4th Qtr
3 JILLIBY GIZMO	1	0.0m	0.0m (0)	0.0m (0)	2:00.90	28.30s	29.10s
4 CLARES FOOL	2	2.7m	2.8m (1)	1.6m (1)	2:01.11	28.21s	29.18s
10 KEAYANG SPONGE B	3	9.1m	15.6m (1)	17.0m (1)	2:01.59	28.41s	28.53s
9 LORD DENZEL	4	9.9m	11.4m (1)	12.8m (1)	2:01.66	28.40s	28.89s
6 RISKY BUZINESS	5	10.2m	7.0m (1)	8.2m (1)	2:01.68	28.38s	29.24s
1 RAFFERTY DELIGHTS	6	13.4m	4.2m (0)	9.6m (0)	2:01.92	28.68s	29.37s
2 BEIDERBECKE	7	13.6m	12.6m (0)	18.2m (0)	2:01.94	28.70s	28.77s
8 ALWAYS AT NIGHT	8	13.8m	8.6m (0)	14.2m (0)	2:01.95	28.70s	29.07s
5 MAN OF ACTION	9	16.3m	17.2m (0)	21.8m (1)	2:02.14	28.63s	28.70s
7 HARRY CROFT	10	16.9m	17.4m (2)	18.6m (2)	2:02.19	28.39s	28.98s

Finish Position and metres gained from 800m



**Home of Australian Harness Sectionals**  
 PJ Harness Analyser      Daily Raw Data directly to your inbox

**NEW All Victorian Racing added as of 17 January 2022**

[www.pjdata.com.au](http://www.pjdata.com.au)    [admin@pjdata.com.au](mailto:admin@pjdata.com.au)    [www.facebook.com/PJHarnessRacing](https://www.facebook.com/PJHarnessRacing)

RISE Digital, Harness Racing Australia nor the provider accepts any responsibility for the completeness or accuracy of any of the information contained herein, and makes no representations about its suitability for any particular purpose. Users should make their own judgements about those matters and/or seek independent advice. You assume all risks associated with use of data provided on this page

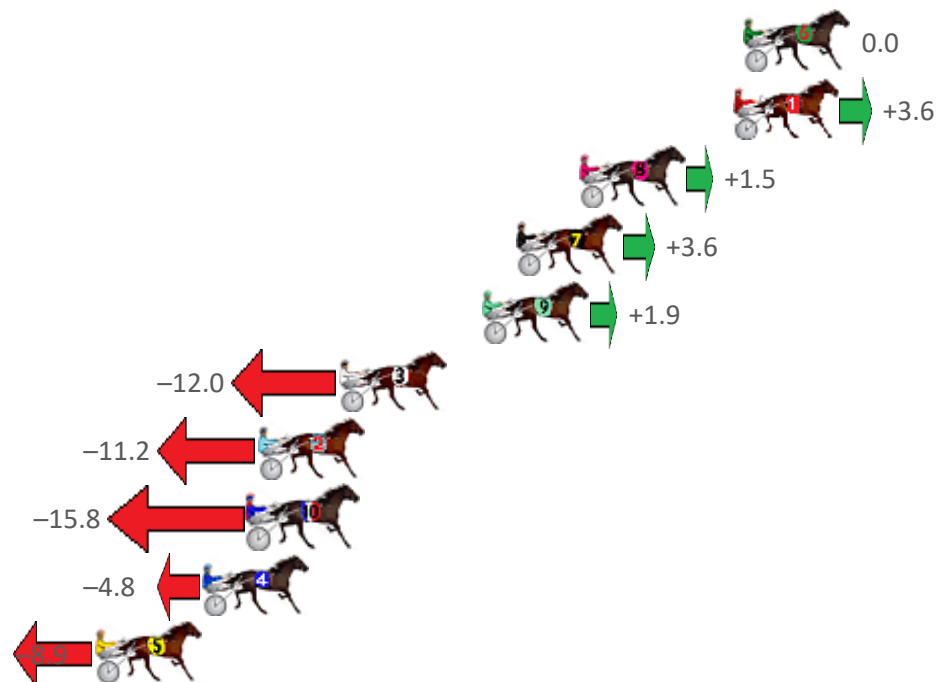
# Albion Park Race 4 Distance 1660m

Friday, 14 October 2022

Gross Time: 1:59.90 MileRate: 1:56.30 LeadTime: 3.50s First Qtr: 28.40s Second Qtr: 30.30s Third Qtr: 29.30s Fourth Qtr: 28.40s

No Horse	Plc	Mar	800 Posi	400 Posi	Time	3rd Qtr	4th Qtr
6 CHEER LEADER	1	0.0m	0.0m (0)	0.0m (0)	1:59.90	29.30s	28.40s
1 PUSHINIT UPHILL	2	0.4m	4.0m (0)	4.2m (0)	1:59.93	29.31s	28.13s
8 RANCHO MAN	3	6.5m	8.0m (0)	8.2m (0)	2:00.38	29.31s	28.28s
7 WHATA TERROR	4	9.0m	12.6m (1)	7.4m (2)	2:00.57	28.93s	28.51s
9 MAFFIOSO GIRL	5	10.3m	12.2m (0)	12.4m (0)	2:00.67	29.31s	28.25s
3 SHEZ ALL STYLE	6	16.0m	4.0m (1)	7.8m (1)	2:01.09	29.58s	28.98s
2 BLUE SHARD	7	19.2m	8.0m (1)	11.8m (2)	2:01.33	29.58s	28.92s
10 MYSTICAL JAZZ	8	19.6m	3.8m (2)	3.6m (1)	2:01.36	29.30s	29.53s
4 AKERMANIS	9	21.4m	16.6m (0)	15.6m (1)	2:01.50	29.23s	28.81s
5 BUKTHSYSTEM	10	25.7m	16.8m (1)	14.4m (3)	2:01.82	29.14s	29.20s

Finish Position and metres gained from 800m



**Home of Australian Harness Sectionals**  
 PJ Harness Analyser      Daily Raw Data directly to your inbox

**All Victorian Racing added as of 17 January 2022**

[www.pjdata.com.au](http://www.pjdata.com.au)   
 [admin@pjdata.com.au](mailto:admin@pjdata.com.au)   
 [www.facebook.com/PJHarnessRacing](https://www.facebook.com/PJHarnessRacing)

RISE Digital, Harness Racing Australia nor the provider accepts any responsibility for the completeness or accuracy of any of the information contained herein, and makes no representations about its suitability for any particular purpose. Users should make their own judgements about those matters and/or seek independent advice. You assume all risks associated with use of data provided on this page

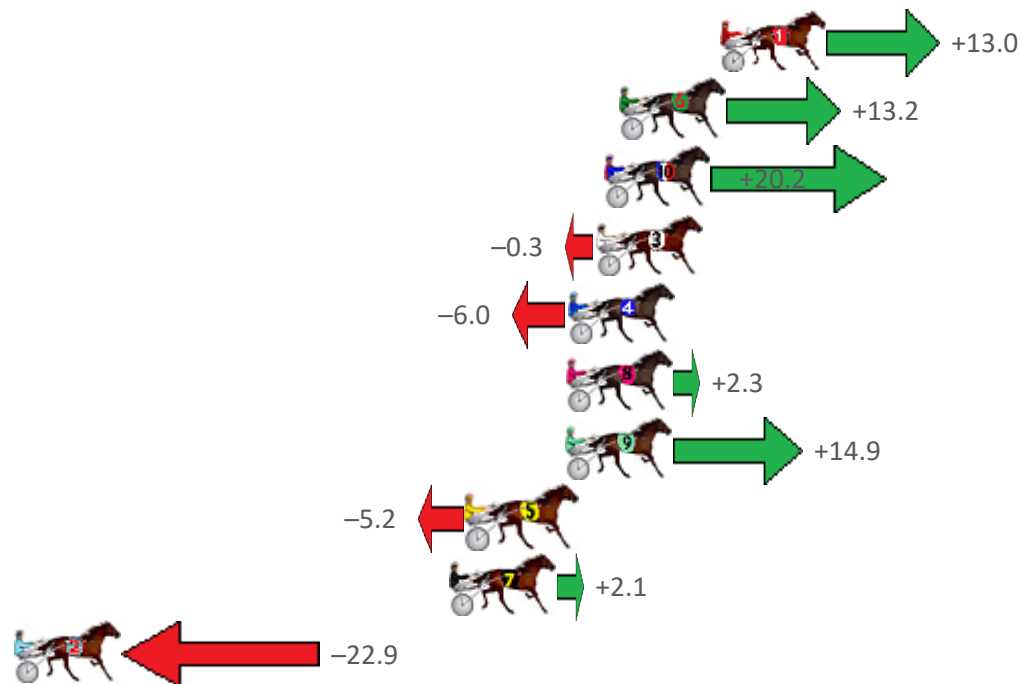
# Albion Park Race 5 Distance 1660m

Friday, 14 October 2022

Gross Time: 2:01.20 MileRate: 1:57.50 LeadTime: 3.50s First Qtr: 28.50s Second Qtr: 29.60s Third Qtr: 29.50s Fourth Qtr: 30.10s

NoHorse	Plc	Mar	800 Posi	400 Posi	Time	3rd Qtr	4th Qtr
1 FORGIVE ME	1	0.0m	13.0m (1)	11.2m (1)	2:01.20	29.38s	29.26s
6 TORO DELAGO	2	4.0m	17.2m (0)	16.4m (0)	2:01.52	29.45s	29.17s
10 MAJOR SLIP UP	3	4.6m	24.8m (2)	13.4m (2)	2:01.56	28.66s	29.44s
3 AUNTY FRANCES	4	4.9m	4.6m (0)	4.0m (0)	2:01.59	29.45s	30.17s
4 IM LOKI	5	6.0m	0.0m (0)	0.0m (0)	2:01.67	29.50s	30.55s
8 BRAEVIEW FELLA	6	6.1m	8.4m (0)	8.2m (0)	2:01.68	29.49s	29.94s
9 ALL THE FOURS	7	6.1m	21.0m (1)	18.8m (1)	2:01.68	29.35s	29.15s
5 LOOKS JUST RIGHT	8	10.0m	4.8m (1)	2.8m (1)	2:01.99	29.35s	30.64s
7 TELL ME THIS	9	10.7m	12.8m (0)	12.2m (0)	2:02.04	29.46s	29.99s
2 FLY CHEVAL	10	31.9m	9.0m (1)	7.2m (1)	2:03.71	29.35s	31.95s

Finish Position and metres gained from 800m



**Home of Australian Harness Sectionals**  
 PJ Harness Analyser      Daily Raw Data directly to your inbox

**NEW All Victorian Racing added as of 17 January 2022**

[www.pjdata.com.au](http://www.pjdata.com.au)   
 [admin@pjdata.com.au](mailto:admin@pjdata.com.au)   
 [www.facebook.com/PJHarnessRacing](https://www.facebook.com/PJHarnessRacing)

RISE Digital, Harness Racing Australia nor the provider accepts any responsibility for the completeness or accuracy of any of the information contained herein, and makes no representations about its suitability for any particular purpose. Users should make their own judgements about those matters and/or seek independent advice. You assume all risks associated with use of data provided on this page

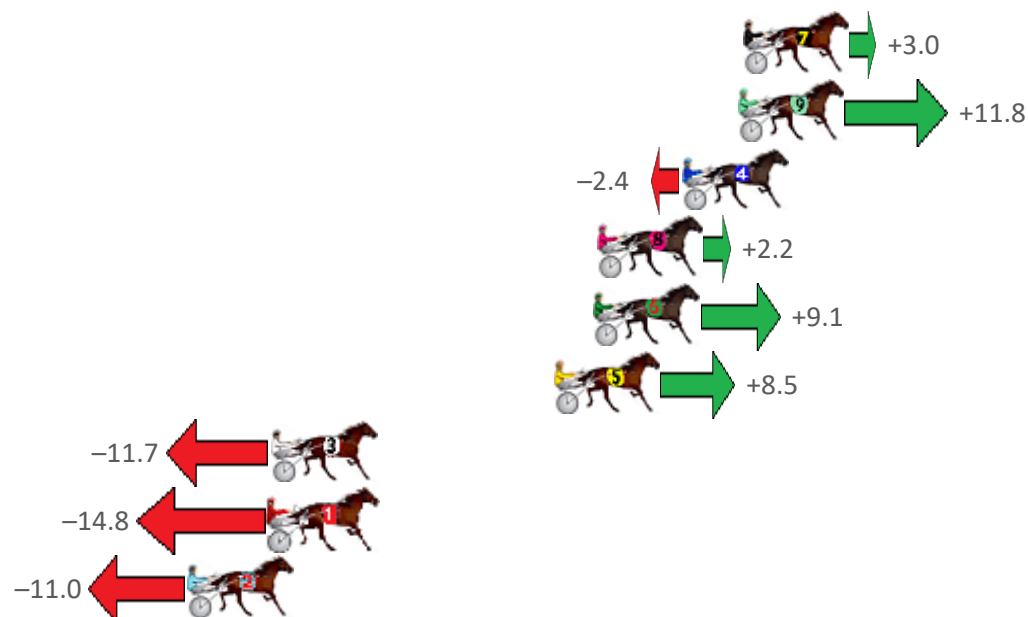
# Albion Park Race 6 Distance 2138m

Friday, 14 October 2022

Gross Time: 2:33.10 MileRate: 1:55.30 LeadTime: 37.90s First Qtr: 29.10s Second Qtr: 28.90s Third Qtr: 28.10s Fourth Qtr: 29.10s

NoHorse	Plc	Mar	800 Posi	400 Posi	Time	3rd Qtr	4th Qtr
7 MAGICAL MAYA	1	0.0m	3.0m (1)	3.8m (1)	2:33.10	28.16s	28.83s
9 FRANCO MACHO	2	0.2m	12.0m (0)	12.6m (0)	2:33.12	28.16s	28.20s
4 EVERYTHING HAPPE	3	2.4m	0.0m (0)	0.0m (0)	2:33.28	28.10s	29.27s
8 FLO RYDA	4	5.8m	8.0m (0)	8.6m (0)	2:33.54	28.15s	28.90s
6 BETTORS HOPE	5	5.9m	15.0m (1)	17.2m (1)	2:33.55	28.27s	28.28s
5 MY ULTIMATE BOND	6	7.5m	16.0m (0)	16.8m (0)	2:33.67	28.17s	28.43s
3 BETTERTHANAROCK	7	18.7m	7.0m (1)	8.2m (1)	2:34.53	28.17s	29.86s
1 CALF PEN	8	18.8m	4.0m (0)	4.2m (0)	2:34.54	28.10s	30.16s
2 BRAEBEACH	9	22.0m	11.0m (1)	12.8m (1)	2:34.78	28.22s	29.77s

## Finish Position and metres gained from 800m



**Home of Australian Harness Sectionals**  
 PJ Harness Analyser      Daily Raw Data directly to your inbox

**NEW All Victorian Racing added as of 17 January 2022**

[www.pjdata.com.au](http://www.pjdata.com.au)   
 [admin@pjdata.com.au](mailto:admin@pjdata.com.au)   
 [www.facebook.com/PJHarnessRacing](https://www.facebook.com/PJHarnessRacing)

RISE Digital, Harness Racing Australia nor the provider accepts any responsibility for the completeness or accuracy of any of the information contained herein, and makes no representations about its suitability for any particular purpose. Users should make their own judgements about those matters and/or seek independent advice. You assume all risks associated with use of data provided on this page




# Albion Park Race 7 Distance 1660m

Friday, 14 October 2022

Gross Time: 1:58.70 MileRate: 1:55.00 LeadTime: 3.40s First Qtr: 28.10s Second Qtr: 29.40s Third Qtr: 28.70s Fourth Qtr: 29.10s

NoHorse	Plc	Mar	800 Posi	400 Posi	Time	3rd Qtr	4th Qtr
2 ARCHILLES	1	0.0m	4.4m (0)	4.6m (0)	1:58.70	28.72s	28.77s
8 AYE AYE CAPTAIN	2	1.1m	9.0m (0)	9.0m (0)	1:58.78	28.70s	28.53s
4 PRESS STATEMENT	3	2.4m	0.0m (0)	0.0m (0)	1:58.88	28.70s	29.27s
9 CAPTAIN BRAVEHEA	4	12.4m	18.2m (1)	7.0m (2)	1:59.65	27.89s	29.49s
6 PEBBLE SANDS	5	16.3m	3.6m (1)	4.2m (1)	1:59.94	28.74s	29.98s
10 GOLDEN LACE	6	18.7m	13.2m (0)	13.0m (0)	2:00.13	28.68s	29.51s
3 BORDERLINE	7	22.8m	13.6m (1)	13.2m (2)	2:00.44	28.67s	29.79s
7 STUDLEIGH MARK	8	24.5m	9.6m (1)	10.2m (1)	2:00.57	28.74s	30.13s
5 ROLLED IN GOLD	9	29.1m	22.8m (1)	18.0m (1)	2:00.92	28.35s	29.90s

Finish Position and metres gained from 800m



**Home of Australian Harness Sectionals**  
 PJ Harness Analyser      Daily Raw Data directly to your inbox

**All Victorian Racing added as of 17 January 2022**

[www.pjdata.com.au](http://www.pjdata.com.au)   
 [admin@pjdata.com.au](mailto:admin@pjdata.com.au)   
 [www.facebook.com/PJHarnessRacing](https://www.facebook.com/PJHarnessRacing)

RISE Digital, Harness Racing Australia nor the provider accepts any responsibility for the completeness or accuracy of any of the information contained herein, and makes no representations about its suitability for any particular purpose. Users should make their own judgements about those matters and/or seek independent advice. You assume all risks associated with use of data provided on this page

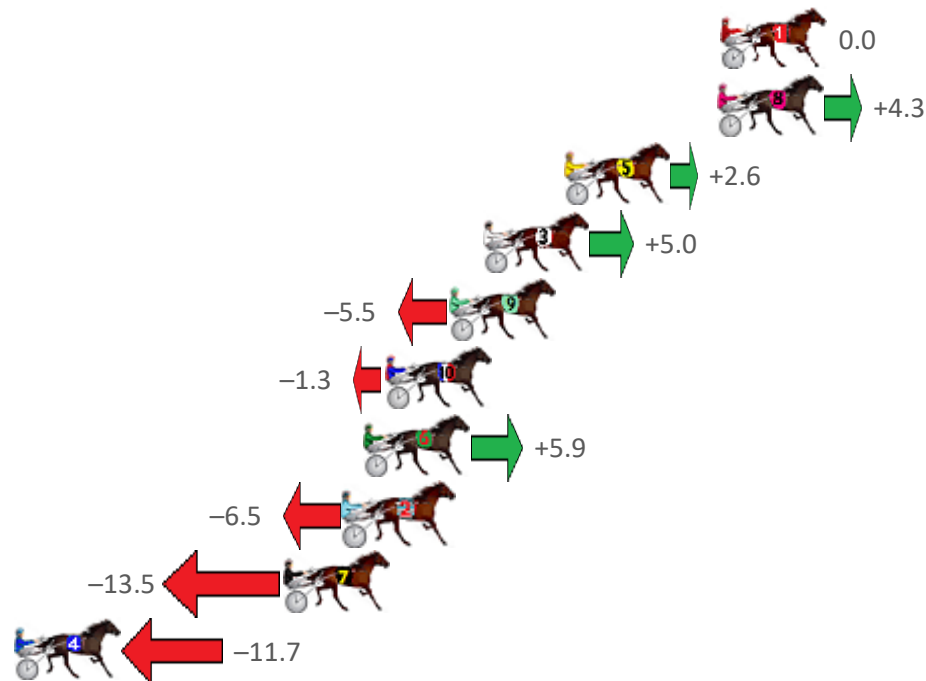
# Albion Park Race 8 Distance 1660m

Friday, 14 October 2022

Gross Time: 2:00.30 MileRate: 1:56.60 LeadTime: 3.60s First Qtr: 30.00s Second Qtr: 30.40s Third Qtr: 27.60s Fourth Qtr: 28.70s

NoHorse	Plc	Mar	800 Posi	400 Posi	Time	3rd Qtr	4th Qtr
1 TINGE OF FEAR	1	0.0m	0.0m (0)	0.0m (0)	2:00.30	27.60s	28.70s
8 CHAL BE	2	0.1m	4.4m (0)	4.6m (0)	2:00.31	27.62s	28.38s
5 SHARP SHOOTER	3	6.2m	8.8m (0)	8.8m (0)	2:00.77	27.60s	28.51s
3 A WHOLE LOTTA RO	4	9.4m	14.4m (0)	13.4m (0)	2:01.01	27.54s	28.41s
9 BETTING ORIGIN	5	10.7m	5.2m (2)	4.6m (2)	2:01.11	27.55s	29.14s
10 MI FURIOSO TORO	6	13.3m	12.0m (2)	8.8m (2)	2:01.30	27.37s	29.02s
6 STOKER ACE	7	14.1m	20.0m (0)	13.4m (1)	2:01.36	27.14s	28.75s
2 HEARTBREAK	8	14.9m	8.4m (1)	8.8m (1)	2:01.42	27.62s	29.14s
7 STUDLEIGH SONNY	9	17.3m	3.8m (1)	4.8m (1)	2:01.60	27.65s	29.59s
4 THE HARRIS HAWK	10	29.7m	18.0m (1)	17.0m (2)	2:02.54	27.51s	29.61s

Finish Position and metres gained from 800m



**Home of Australian Harness Sectionals**  
 PJ Harness Analyser      Daily Raw Data directly to your inbox

**All Victorian Racing added as of 17 January 2022**

www.pjdata.com.au    admin@pjdata.com.au    www.facebook.com/PJHarnessRacing

RISE Digital, Harness Racing Australia nor the provider accepts any responsibility for the completeness or accuracy of any of the information contained herein, and makes no representations about its suitability for any particular purpose. Users should make their own judgements about those matters and/or seek independent advice. You assume all risks associated with use of data provided on this page




# Albion Park Race 9 Distance 1660m

Friday, 14 October 2022

Gross Time: 1:56.30 MileRate: 1:52.80 LeadTime: 3.40s First Qtr: 26.10s Second Qtr: 30.50s Third Qtr: 27.60s Fourth Qtr: 28.70s

NoHorse	Plc	Mar	800 Posi	400 Posi	Time	3rd Qtr	4th Qtr
6 HY VOLTAGE	1	0.0m	0.0m (0)	0.0m (0)	1:56.30	27.60s	28.70s
1 NO DOUBT	2	0.4m	4.4m (0)	4.4m (0)	1:56.33	27.61s	28.41s
8 GOELITZ	3	1.2m	8.4m (0)	8.0m (1)	1:56.39	27.58s	28.21s
10 COPPERFIELD	4	2.1m	17.0m (0)	16.4m (0)	1:56.46	27.58s	27.68s
9 SAVING MAJOR PER	5	5.5m	12.8m (0)	11.8m (0)	1:56.71	27.54s	28.25s
3 ITZ CHEROKEE JACK	6	6.1m	5.0m (1)	3.8m (1)	1:56.76	27.51s	28.86s
7 SWAYZEE	7	12.3m	19.0m (1)	19.8m (2)	1:57.23	27.67s	28.16s
4 TIMZEE	8	14.0m	24.4m (1)	22.6m (1)	1:57.35	27.49s	28.09s
2 KANYE CRUSADER	9	14.3m	9.8m (1)	13.2m (1)	1:57.38	27.84s	28.78s
5 HESTON ZOOLANDE	10	17.4m	14.4m (1)	15.0m (2)	1:57.61	27.64s	28.87s



**Home of Australian Harness Sectionals**  
 PJ Harness Analyser      Daily Raw Data directly to your inbox

**NEW All Victorian Racing added as of 17 January 2022**

[www.pjdata.com.au](http://www.pjdata.com.au)    [admin@pjdata.com.au](mailto:admin@pjdata.com.au)    [www.facebook.com/PJHarnessRacing](https://www.facebook.com/PJHarnessRacing)

RISE Digital, Harness Racing Australia nor the provider accepts any responsibility for the completeness or accuracy of any of the information contained herein, and makes no representations about its suitability for any particular purpose. Users should make their own judgements about those matters and/or seek independent advice. You assume all risks associated with use of data provided on this page