


# Albion Park Race 1 Distance 2138m

Saturday, 15 October 2022

Gross Time: 2:35.80 MileRate: 1:57.20 LeadTime: 38.40s First Qtr: 30.90s Second Qtr: 31.10s Third Qtr: 28.40s Fourth Qtr: 27.00s

NoHorse	Plc	Mar	800 Posi	400 Posi	Time	3rd Qtr	4th Qtr
8 OBI ONE	1	0.0m	4.0m (0)	4.0m (0)	2:35.80	28.39s	26.73s
1 CALL ME KEITH	2	0.8m	0.0m (0)	0.0m (0)	2:35.86	28.40s	27.05s
9 ROCK BOTTOM	3	5.5m	8.2m (0)	8.8m (0)	2:36.19	28.44s	26.78s
5 KEAYANG MARVEN	4	6.3m	2.4m (1)	2.6m (1)	2:36.25	28.42s	27.25s
6 BOMBADIER JUJON	5	6.4m	12.2m (0)	11.8m (1)	2:36.26	28.36s	26.64s
4 SCOTCH EN ICE	6	13.8m	6.4m (1)	5.4m (2)	2:36.78	28.35s	27.56s
2 HITTHEROADJACK	7	14.8m	10.6m (1)	9.6m (2)	2:36.85	28.34s	27.35s
7 CONVAIR HUSTLER	8	15.3m	24.0m (1)	19.0m (1)	2:36.89	28.05s	26.75s
10 PARAMA	9	16.1m	15.2m (1)	14.6m (2)	2:36.95	28.36s	27.10s
11 SAGINAW	10	18.8m	19.4m (1)	19.6m (2)	2:37.14	28.41s	26.95s



**Home of Australian Harness Sectionals**  
 PJ Harness Analyser      Daily Raw Data directly to your inbox

**NEW All Victorian Racing added as of 17 January 2022**

[www.pjdata.com.au](http://www.pjdata.com.au)    [admin@pjdata.com.au](mailto:admin@pjdata.com.au)    [www.facebook.com/PJHarnessRacing](https://www.facebook.com/PJHarnessRacing)

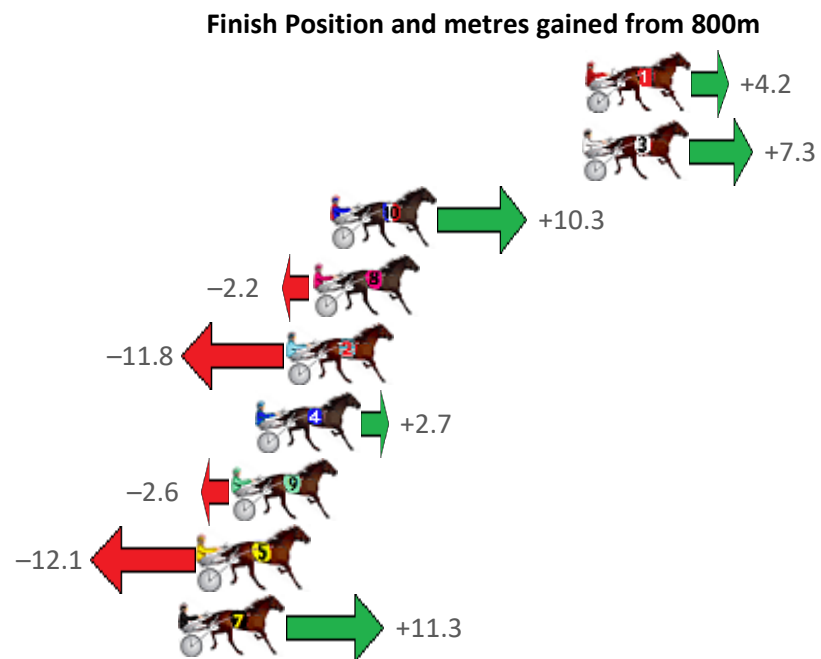
RISE Digital, Harness Racing Australia nor the provider accepts any responsibility for the completeness or accuracy of any of the information contained herein, and makes no representations about its suitability for any particular purpose. Users should make their own judgements about those matters and/or seek independent advice. You assume all risks associated with use of data provided on this page

# Albion Park Race 2 Distance 1660m

Saturday, 15 October 2022

Gross Time: 1:56.90 MileRate: 1:53.40 LeadTime: 3.30s First Qtr: 27.80s Second Qtr: 29.70s Third Qtr: 27.90s Fourth Qtr: 28.20s

NoHorse	Plc	Mar	800 Posi	400 Posi	Time	3rd Qtr	4th Qtr
1 SO MUCH MORE	1	0.0m	4.2m (0)	4.4m (0)	1:56.90	27.92s	27.89s
3 THE HIGH COMMAN	2	0.1m	7.4m (1)	4.0m (1)	1:56.91	27.66s	27.93s
10 LETS BLAZE	3	10.1m	20.4m (1)	17.0m (2)	1:57.65	27.67s	27.72s
8 HARRY KANE	4	10.8m	8.6m (0)	9.2m (0)	1:57.70	27.94s	28.31s
2 HES PERFECTLY IDEA	5	11.8m	0.0m (0)	0.2m (0)	1:57.77	27.91s	29.01s
4 ISOLATION	6	13.1m	15.8m (1)	11.8m (2)	1:57.87	27.62s	28.29s
9 AWAYWEGO	7	14.0m	11.4m (1)	8.2m (1)	1:57.94	27.67s	28.61s
5 THE GROGFATHER	8	15.3m	3.2m (1)	0.0m (1)	1:58.03	27.67s	29.27s
7 RYANS GANGSTER	9	16.1m	27.4m (1)	21.0m (0)	1:58.09	27.46s	27.86s



**Home of Australian Harness Sectionals**  
 PJ Harness Analyser      Daily Raw Data directly to your inbox

**NEW All Victorian Racing added as of 17 January 2022**

[www.pjdata.com.au](http://www.pjdata.com.au)    [admin@pjdata.com.au](mailto:admin@pjdata.com.au)    [www.facebook.com/PJHarnessRacing](https://www.facebook.com/PJHarnessRacing)

RISE Digital, Harness Racing Australia nor the provider accepts any responsibility for the completeness or accuracy of any of the information contained herein, and makes no representations about its suitability for any particular purpose. Users should make their own judgements about those matters and/or seek independent advice. You assume all risks associated with use of data provided on this page

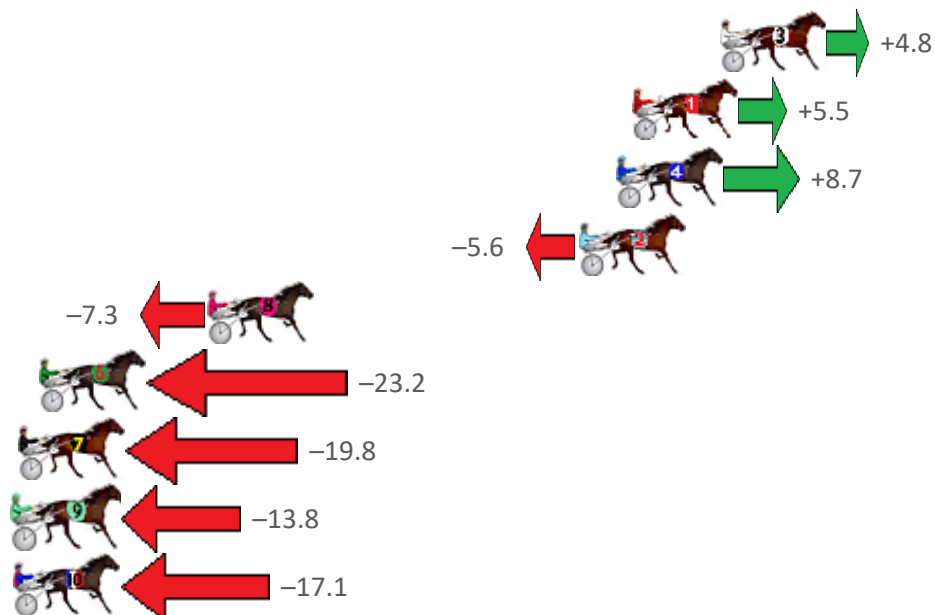
# Albion Park Race 3 Distance 1660m

Saturday, 15 October 2022

Gross Time: 1:59.10 MileRate: 1:55.50 LeadTime: 3.30s First Qtr: 28.50s Second Qtr: 31.70s Third Qtr: 27.70s Fourth Qtr: 27.90s

NoHorse	Plc	Mar	800 Posi	400 Posi	Time	3rd Qtr	4th Qtr
3 AIR TIME	1	0.0m	4.8m (0)	4.8m (0)	1:59.10	27.70s	27.57s
1 CONGO LINE	2	3.5m	9.0m (0)	9.2m (0)	1:59.36	27.72s	27.50s
4 SPEAK WITH SAM	3	4.1m	12.8m (1)	1.2m (1)	1:59.40	26.90s	28.10s
2 THERESACHANCE	4	5.6m	0.0m (0)	0.0m (0)	1:59.51	27.70s	28.29s
8 GOSLING IN FLIGHT	5	20.3m	13.0m (0)	14.4m (0)	2:00.59	27.80s	28.31s
6 BLACKJACK BART	6	27.0m	3.8m (1)	9.0m (1)	2:01.08	28.05s	29.15s
7 WILLIEWA LIGHTNIN	7	27.8m	8.0m (1)	13.8m (1)	2:01.14	28.10s	28.87s
9 TRACER BULLET	8	30.6m	16.8m (1)	19.0m (1)	2:01.34	27.85s	28.70s
10 BACKINTOWN	9	36.1m	19.0m (2)	12.4m (2)	2:01.75	27.24s	29.54s

Finish Position and metres gained from 800m



**Home of Australian Harness Sectionals**  
 PJ Harness Analyser      Daily Raw Data directly to your inbox

**NEW** All Victorian Racing added as of 17 January 2022

[www.pjdata.com.au](http://www.pjdata.com.au)   
 [admin@pjdata.com.au](mailto:admin@pjdata.com.au)   
 [www.facebook.com/PJHarnessRacing](https://www.facebook.com/PJHarnessRacing)

RISE Digital, Harness Racing Australia nor the provider accepts any responsibility for the completeness or accuracy of any of the information contained herein, and makes no representations about its suitability for any particular purpose. Users should make their own judgements about those matters and/or seek independent advice. You assume all risks associated with use of data provided on this page

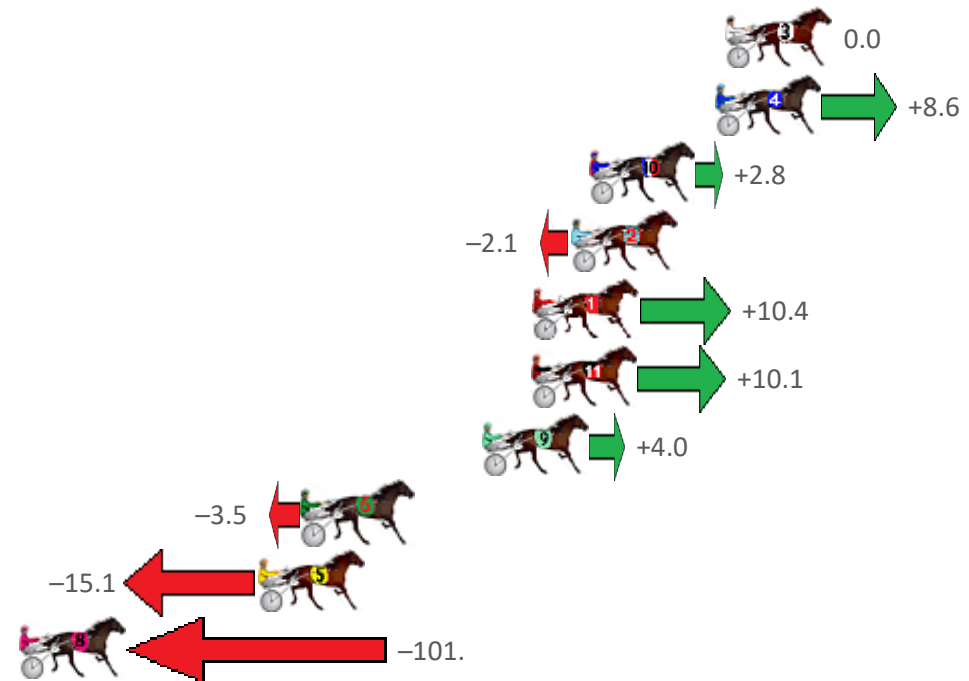
# Albion Park Race 4 Distance 2138m

Saturday, 15 October 2022

Gross Time: 2:42.50 MileRate: 2:02.30 LeadTime: 42.60s First Qtr: 30.90s Second Qtr: 31.20s Third Qtr: 28.30s Fourth Qtr: 29.50s

NoHorse	Plc	Mar	800 Posi	400 Posi	Time	3rd Qtr	4th Qtr
3 IM THE COMMANDO	1	0.0m	0.0m (0)	0.0m (0)	2:42.50	28.30s	29.50s
4 KINGDOM COME	2	0.4m	9.0m (0)	8.6m (0)	2:42.53	28.28s	28.90s
10 GEE UP NEDDY	3	5.4m	8.2m (1)	8.6m (1)	2:42.92	28.33s	29.27s
2 STRESS FACTOR	4	6.1m	4.0m (0)	4.4m (0)	2:42.97	28.33s	29.62s
1 JUSTABITNOISY	5	7.6m	18.0m (0)	17.4m (0)	2:43.09	28.27s	28.78s
11 HUMBLE LADD	6	7.7m	17.8m (1)	13.8m (2)	2:43.10	28.02s	29.05s
9 COCHY MALC	7	9.6m	13.6m (0)	12.8m (0)	2:43.24	28.25s	29.27s
6 YMBRO WASTED	8	16.7m	13.2m (1)	12.8m (1)	2:43.79	28.27s	29.79s
5 RILEY MOMENT	9	18.5m	3.4m (1)	3.6m (1)	2:43.93	28.29s	30.59s
8 SUGARINSPICE	10	351.4m	250.0m (0)	300.0m (0)	3:09.68	31.82s	33.27s

Finish Position and metres gained from 800m



**Home of Australian Harness Sectionals**

PJ Harness Analyser      Daily Raw Data directly to your inbox

**NEW** All Victorian Racing added as of 17 January 2022

[www.pjdata.com.au](http://www.pjdata.com.au)   
 [admin@pjdata.com.au](mailto:admin@pjdata.com.au)   
 [www.facebook.com/PJHarnessRacing](https://www.facebook.com/PJHarnessRacing)

RISE Digital, Harness Racing Australia nor the provider accepts any responsibility for the completeness or accuracy of any of the information contained herein, and makes no representations about its suitability for any particular purpose. Users should make their own judgements about those matters and/or seek independent advice. You assume all risks associated with use of data provided on this page

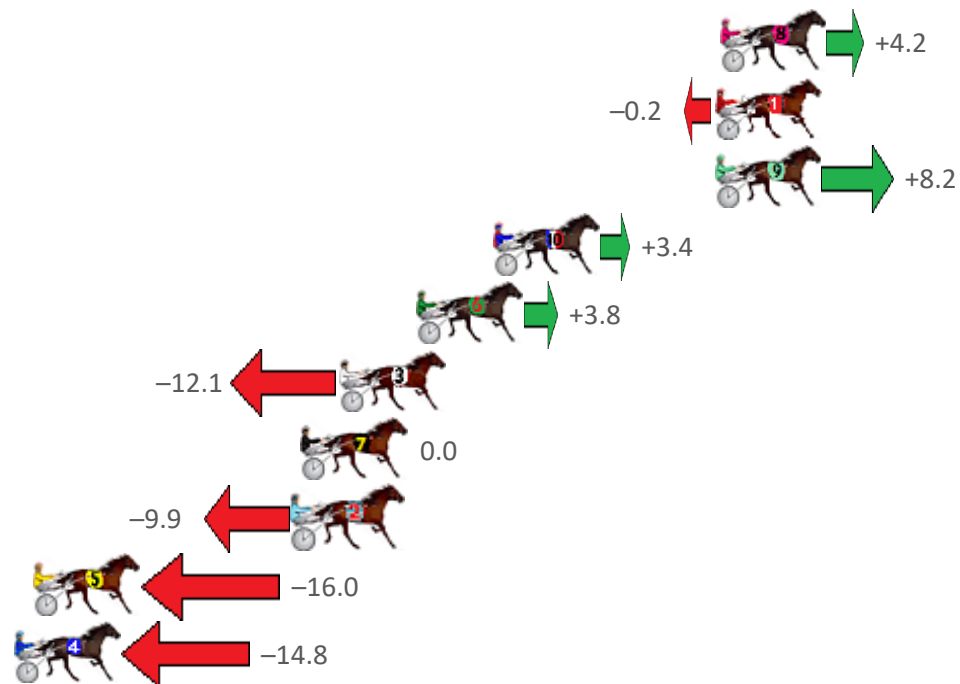
# Albion Park Race 5 Distance 1660m

Saturday, 15 October 2022

Gross Time: 1:58.10 MileRate: 1:54.50 LeadTime: 3.40s First Qtr: 27.50s Second Qtr: 29.30s Third Qtr: 29.30s Fourth Qtr: 28.60s

NoHorse	Plc	Mar	800 Posi	400 Posi	Time	3rd Qtr	4th Qtr
8 YEP GOT CHOOKS	1	0.0m	4.2m (0)	4.2m (0)	1:58.10	29.30s	28.30s
1 DOCTA FEELGOOD	2	0.2m	0.0m (0)	0.0m (0)	1:58.12	29.30s	28.61s
9 SMOOTH CASH	3	0.2m	8.4m (0)	8.2m (0)	1:58.12	29.28s	28.03s
10 BETTING BARON	4	9.0m	12.4m (0)	13.2m (0)	1:58.78	29.35s	28.30s
6 HEADWIN	5	12.0m	15.8m (1)	11.2m (2)	1:59.00	28.97s	28.66s
3 DATTITUDE	6	15.1m	3.0m (1)	4.2m (1)	1:59.23	29.40s	29.37s
7 CHUMP CHOP	7	16.6m	16.6m (0)	17.6m (1)	1:59.35	29.37s	28.53s
2 JUST ONE GOOD ON	8	16.9m	7.0m (1)	9.6m (1)	1:59.37	29.49s	29.12s
5 MIGHTY GEORGE	9	27.2m	11.2m (1)	6.8m (2)	2:00.14	29.00s	30.05s
4 THE IRISH EAGLE	10	33.6m	18.8m (2)	21.8m (1)	2:00.62	29.53s	29.44s

Finish Position and metres gained from 800m



**Home of Australian Harness Sectionals**  
 PJ Harness Analyser      Daily Raw Data directly to your inbox

**All Victorian Racing added as of 17 January 2022**

www.pjdata.com.au    admin@pjdata.com.au    www.facebook.com/PJHarnessRacing

RISE Digital, Harness Racing Australia nor the provider accepts any responsibility for the completeness or accuracy of any of the information contained herein, and makes no representations about its suitability for any particular purpose. Users should make their own judgements about those matters and/or seek independent advice. You assume all risks associated with use of data provided on this page



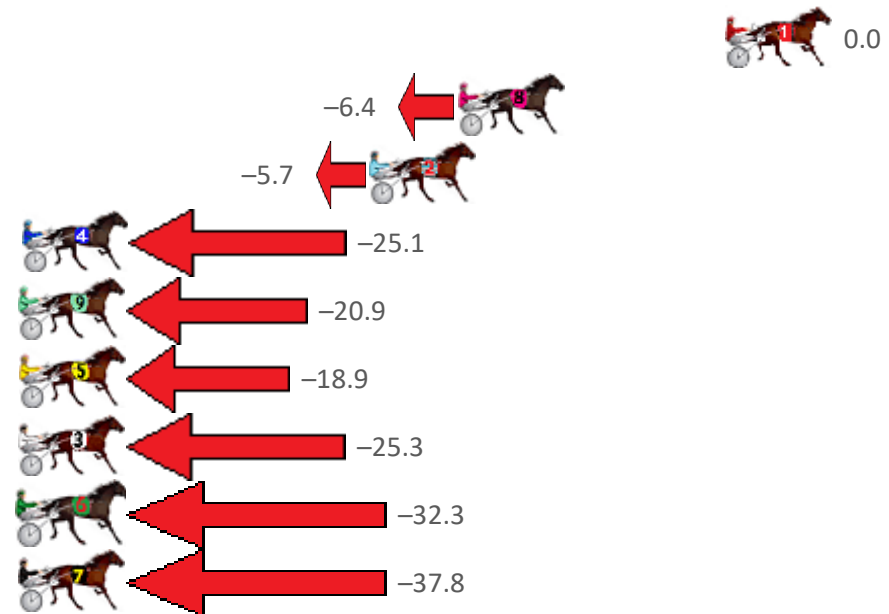
# Albion Park Race 6 Distance 1660m

Saturday, 15 October 2022

Gross Time: 1:54.80 MileRate: 1:51.30 LeadTime: 3.40s First Qtr: 27.70s Second Qtr: 30.40s Third Qtr: 25.90s Fourth Qtr: 27.40s

NoHorse	Plc	Mar	800 Posi	400 Posi	Time	3rd Qtr	4th Qtr
1 UNCLE SHANK	1	0.0m	0.0m (0)	0.0m (0)	1:54.80	25.90s	27.40s
8 INFATUATION	2	10.6m	4.2m (0)	5.4m (0)	1:55.56	25.97s	27.75s
2 WARFARE	3	14.1m	8.4m (0)	11.2m (0)	1:55.82	26.08s	27.60s
4 LOVE YOUR WORK	4	27.9m	2.8m (1)	15.4m (1)	1:56.81	26.71s	28.25s
9 JACK WILLIAM	5	33.7m	12.8m (0)	22.6m (0)	1:57.23	26.53s	28.16s
5 COMMODORE JUJO	6	35.1m	16.2m (1)	29.0m (2)	1:57.33	26.74s	27.82s
3 BITCOIN	7	37.1m	11.8m (1)	23.4m (2)	1:57.48	26.64s	28.33s
6 ROCKS OR DIAMOND	8	39.7m	7.4m (1)	22.0m (1)	1:57.66	26.83s	28.61s
7 STOMPPEM	9	55.0m	17.2m (0)	36.4m (0)	1:58.77	27.14s	28.67s

Finish Position and metres gained from 800m



**Home of Australian Harness Sectionals**  
 PJ Harness Analyser      Daily Raw Data directly to your inbox

**NEW All Victorian Racing added as of 17 January 2022**

[www.pjdata.com.au](http://www.pjdata.com.au)   
 [admin@pjdata.com.au](mailto:admin@pjdata.com.au)   
 [www.facebook.com/PJHarnessRacing](https://www.facebook.com/PJHarnessRacing)

RISE Digital, Harness Racing Australia nor the provider accepts any responsibility for the completeness or accuracy of any of the information contained herein, and makes no representations about its suitability for any particular purpose. Users should make their own judgements about those matters and/or seek independent advice. You assume all risks associated with use of data provided on this page


# Albion Park Race 7 Distance 1660m

Saturday, 15 October 2022

Gross Time: 1:59.30 MileRate: 1:55.60 LeadTime: 3.40s First Qtr: 29.50s Second Qtr: 30.90s Third Qtr: 28.20s Fourth Qtr: 27.30s

NoHorse	Plc	Mar	800 Posi	400 Posi	Time	3rd Qtr	4th Qtr
6 KEY LARGO	1	0.0m	0.0m (0)	0.0m (0)	1:59.30	28.20s	27.30s
1 OHOKA JIMMY	2	1.3m	4.2m (0)	4.4m (0)	1:59.39	28.21s	27.09s
8 SCOOB OPERATOR	3	4.8m	5.8m (1)	2.4m (1)	1:59.64	27.97s	27.46s
3 TUAPEKA GLORY	4	5.7m	10.0m (1)	7.2m (1)	1:59.71	28.01s	27.20s
2 OUR BONDI BEACH	5	6.5m	8.2m (0)	8.8m (0)	1:59.77	28.24s	27.14s
5 THE SHADY ONE	6	9.1m	14.0m (1)	12.0m (1)	1:59.95	28.06s	27.10s
4 ROLL ONE OVER	7	9.7m	12.6m (0)	13.2m (0)	1:60.00	28.24s	27.06s
7 JONAH JONES	8	12.5m	16.8m (0)	16.4m (1)	2:00.20	28.17s	27.04s

## Finish Position and metres gained from 800m





### Home of Australian Harness Sectionals

PJ Harness Analyser    Daily Raw Data directly to your inbox

**NEW** All Victorian Racing added as of 17 January 2022

[www.pjdata.com.au](http://www.pjdata.com.au)   
 [admin@pjdata.com.au](mailto:admin@pjdata.com.au)   
 [www.facebook.com/PJHarnessRacing](https://www.facebook.com/PJHarnessRacing)



RISE Digital, Harness Racing Australia nor the provider accepts any responsibility for the completeness or accuracy of any of the information contained herein, and makes no representations about its suitability for any particular purpose. Users should make their own judgements about those matters and/or seek independent advice. You assume all risks associated with use of data provided on this page

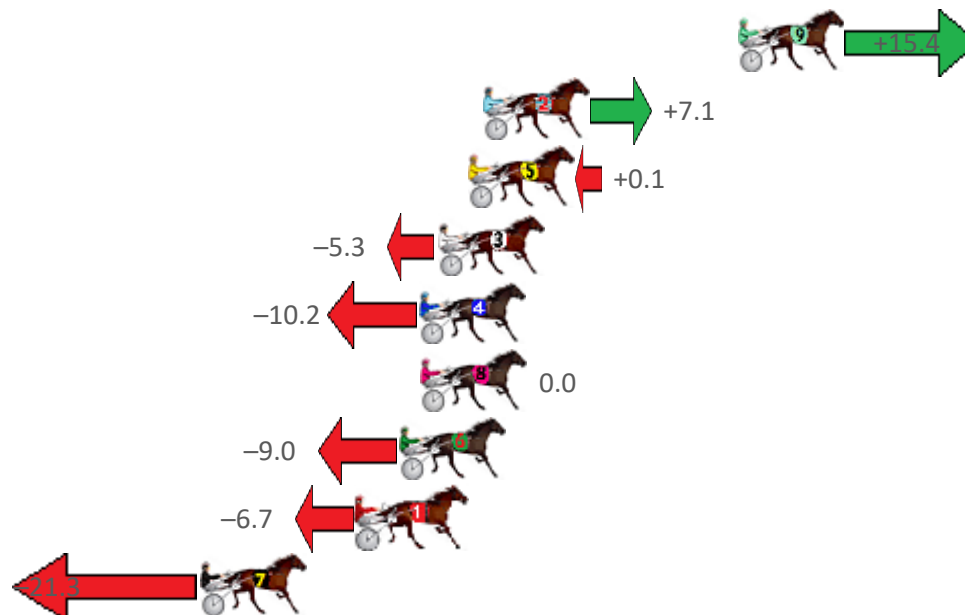
# Albion Park Race 8 Distance 1660m

Saturday, 15 October 2022

Gross Time: 1:58.50 MileRate: 1:54.90 LeadTime: 3.50s First Qtr: 27.30s Second Qtr: 30.40s Third Qtr: 28.30s Fourth Qtr: 29.00s

NoHorse	Plc	Mar	800 Posi	400 Posi	Time	3rd Qtr	4th Qtr
9 CALA JANE	1	0.0m	15.4m (1)	11.0m (2)	1:58.50	28.00s	28.21s
2 BRILLIANT ART	2	10.1m	17.2m (0)	14.4m (0)	1:59.27	28.10s	28.69s
5 COPY WRITER	3	10.7m	10.8m (1)	6.8m (2)	1:59.31	28.01s	29.28s
3 WATCHFUL LADY	4	11.9m	6.6m (1)	2.2m (2)	1:59.41	27.98s	29.70s
4 MORESCO	5	12.6m	2.4m (1)	0.0m (1)	1:59.46	28.12s	29.91s
8 GABBYS IDEAL	5	12.6m	12.6m (0)	10.8m (1)	1:59.46	28.17s	29.13s
6 CLOWNS TOTHE LEF	7	13.4m	4.4m (0)	4.6m (0)	1:59.52	28.31s	29.63s
1 ONLY ONCE BITTEN	8	15.1m	8.4m (0)	8.6m (0)	1:59.65	28.31s	29.47s
7 VINDICATE	9	21.3m	0.0m (0)	0.4m (0)	2:00.12	28.31s	30.51s

Finish Position and metres gained from 800m





**Home of Australian Harness Sectionals**  
 PJ Harness Analyser      Daily Raw Data directly to your inbox

**NEW** All Victorian Racing added as of 17 January 2022

[www.pjdata.com.au](http://www.pjdata.com.au)   
 [admin@pjdata.com.au](mailto:admin@pjdata.com.au)   
 [www.facebook.com/PJHarnessRacing](https://www.facebook.com/PJHarnessRacing)



RISE Digital, Harness Racing Australia nor the provider accepts any responsibility for the completeness or accuracy of any of the information contained herein, and makes no representations about its suitability for any particular purpose. Users should make their own judgements about those matters and/or seek independent advice. You assume all risks associated with use of data provided on this page




# Albion Park Race 9 Distance 1660m

Saturday, 15 October 2022

Gross Time: 1:57.60 MileRate: 1:54.00 LeadTime: 3.50s First Qtr: 28.50s Second Qtr: 29.70s Third Qtr: 28.20s Fourth Qtr: 27.70s

NoHorse	Plc	Mar	800 Posi	400 Posi	Time	3rd Qtr	4th Qtr
1 DELIGHTFUL REASO	1	0.0m	4.4m (0)	4.2m (0)	1:57.60	28.18s	27.41s
2 UPTOWN BEACHGIR	2	2.8m	0.0m (0)	0.0m (0)	1:57.80	28.20s	27.89s
3 SLICK SOPHIE	3	10.4m	8.6m (0)	8.0m (0)	1:58.36	28.16s	27.87s
8 BAKER CREEK	4	15.3m	13.0m (0)	12.0m (0)	1:58.71	28.13s	27.93s
6 LUCKY NUTTER	5	15.8m	17.2m (1)	16.4m (1)	1:58.75	28.14s	27.66s
5 MISS VERSTAPPEN	6	17.2m	12.4m (1)	11.8m (1)	1:58.85	28.16s	28.07s
4 IMA SOCIALITE	7	18.7m	7.8m (1)	7.2m (1)	1:58.96	28.17s	28.49s
7 WHICH HUNT	8	21.7m	17.0m (0)	16.2m (0)	1:59.18	28.15s	28.08s

Finish Position and metres gained from 800m



**Home of Australian Harness Sectionals**

PJ Harness Analyser      Daily Raw Data directly to your inbox

**NEW** All Victorian Racing added as of 17 January 2022

[www.pjdata.com.au](http://www.pjdata.com.au)   
 [admin@pjdata.com.au](mailto:admin@pjdata.com.au)   
 [www.facebook.com/PJHarnessRacing](https://www.facebook.com/PJHarnessRacing)

RISE Digital, Harness Racing Australia nor the provider accepts any responsibility for the completeness or accuracy of any of the information contained herein, and makes no representations about its suitability for any particular purpose. Users should make their own judgements about those matters and/or seek independent advice. You assume all risks associated with use of data provided on this page