

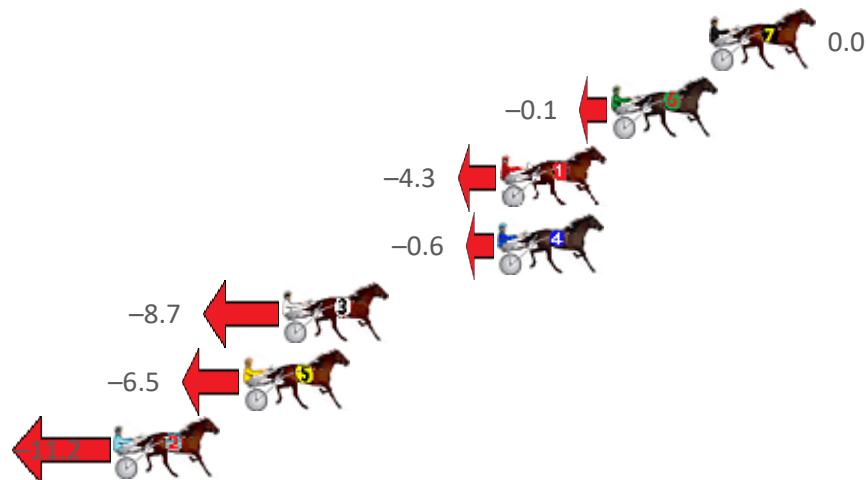
Albion Park Race 1 Distance 1660m

Tuesday, 25 October 2022

Gross Time: 2:01.60 MileRate: 1:57.90 LeadTime: 3.50s First Qtr: 28.20s Second Qtr: 32.20s Third Qtr: 29.10s Fourth Qtr: 28.60s

NoHorse	Plc	Mar	800 Posi	400 Posi	Time	3rd Qtr	4th Qtr
7 SPORTING LEGEND	1	0.0m	0.0m (0)	0.0m (0)	2:01.60	29.10s	28.60s
6 GO THE RED	2	3.9m	3.8m (1)	4.4m (1)	2:01.89	29.14s	28.56s
1 MORETTA	3	8.3m	4.0m (0)	4.2m (0)	2:02.22	29.12s	28.89s
4 LUCKY JIM	4	8.4m	7.8m (1)	8.4m (1)	2:02.23	29.14s	28.60s
3 MYNAMESEVAN	5	16.9m	8.2m (0)	8.4m (0)	2:02.87	29.12s	29.20s
5 KEITH WILL DO	6	18.5m	12.0m (1)	12.8m (1)	2:02.99	29.16s	29.01s
2 CANAA DOWNUNDE	7	23.6m	12.4m (0)	13.6m (0)	2:03.37	29.19s	29.31s

Finish Position and metres gained from 800m





Home of Australian Harness Sectionals
 PJ Harness Analyser Daily Raw Data directly to your inbox

NEW All Victorian Racing added as of 17 January 2022

www.pjdata.com.au
 admin@pjdata.com.au
 www.facebook.com/PJHarnessRacing



RISE Digital, Harness Racing Australia nor the provider accepts any responsibility for the completeness or accuracy of any of the information contained herein, and makes no representations about its suitability for any particular purpose. Users should make their own judgements about those matters and/or seek independent advice. You assume all risks associated with use of data provided on this page

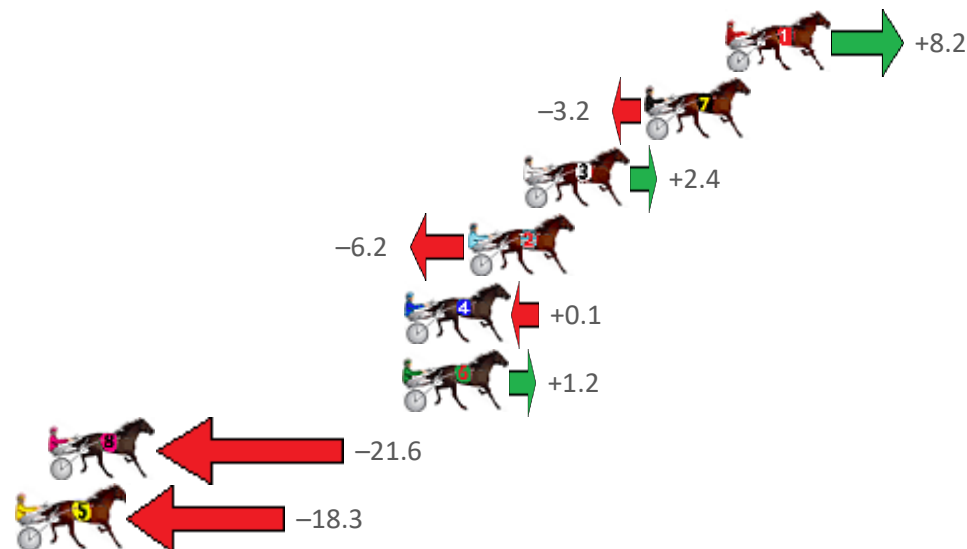
Albion Park Race 2 Distance 2138m

Tuesday, 25 October 2022

Gross Time: 2:41.90 MileRate: 2:01.90 LeadTime: 43.50s First Qtr: 29.60s Second Qtr: 30.50s Third Qtr: 28.90s Fourth Qtr: 29.40s

NoHorse	Plc	Mar	800 Posi	400 Posi	Time	3rd Qtr	4th Qtr
1 LEESA CASTLETON	1	0.0m	8.2m (0)	8.2m (0)	2:41.90	28.91s	28.80s
7 FATHER CHRISTMAS	2	3.2m	0.0m (0)	0.4m (0)	2:42.15	28.93s	29.60s
3 KAR MANOR	3	8.0m	10.4m (1)	0.0m (1)	2:42.52	28.14s	29.98s
2 BOURBONONTHERO	4	10.2m	4.0m (0)	4.4m (0)	2:42.69	28.93s	29.82s
4 MATATOKI	5	12.7m	12.8m (0)	12.6m (0)	2:42.88	28.89s	29.41s
6 RIGONDEAUX	6	12.8m	14.0m (1)	8.6m (2)	2:42.89	28.51s	29.71s
8 STRESS FACTOR	7	26.8m	5.2m (1)	7.6m (1)	2:43.97	29.06s	30.80s
5 IM THE COMMANDO	8	36.9m	18.6m (1)	13.8m (1)	2:44.74	28.54s	31.09s

Finish Position and metres gained from 800m



Home of Australian Harness Sectionals
 PJ Harness Analyser Daily Raw Data directly to your inbox

NEW All Victorian Racing added as of 17 January 2022

www.pjdata.com.au
 admin@pjdata.com.au
 www.facebook.com/PJHarnessRacing

RISE Digital, Harness Racing Australia nor the provider accepts any responsibility for the completeness or accuracy of any of the information contained herein, and makes no representations about its suitability for any particular purpose. Users should make their own judgements about those matters and/or seek independent advice. You assume all risks associated with use of data provided on this page


Albion Park Race 3 Distance 2138m

Tuesday, 25 October 2022

Gross Time: 2:43.10 MileRate: 2:00.50 LeadTime: 42.70s First Qtr: 30.00s Second Qtr: 30.90s Third Qtr: 30.50s Fourth Qtr: 29.00s

NoHorse	Plc	Mar	800 Posi	400 Posi	Time	3rd Qtr	4th Qtr
10 JACCKA WATCH	1	0.0m	7.0m (1)	1.8m (1)	2:43.10	30.11s	28.87s
4 QUERENCIA	2	1.7m	3.0m (1)	0.0m (0)	2:43.23	30.28s	29.12s
1 BANFF	3	16.2m	8.4m (0)	12.0m (0)	2:44.33	30.77s	29.30s
5 MARLEY NOVA	4	17.1m	4.0m (0)	5.6m (0)	2:44.40	30.64s	29.83s
3 ALLANON	5	24.2m	12.4m (0)	16.2m (0)	2:44.94	30.80s	29.58s
13 MINNIE BOW TIQUE	6	31.3m	30.6m (0)	22.6m (2)	2:45.48	29.92s	29.63s
9 YEA YOU	7	39.7m	11.2m (1)	9.0m (1)	2:46.12	30.39s	31.21s
14 MY RUMOUR HAS IT	8	46.8m	36.8m (0)	32.2m (2)	2:46.66	30.19s	30.05s
12 HAMMER SON	9	52.6m	43.0m (0)	30.0m (1)	2:47.10	29.58s	30.63s
8 HOTEL KYVALLEY	10	56.1m	15.4m (1)	17.8m (1)	2:47.37	30.75s	31.76s
2 JUST CALL ME MOLL	11	62.5m	55.0m (0)	52.0m (0)	2:47.86	30.30s	29.76s
11 MIKEMARO	12	90.3m	0.0m (0)	22.2m (1)	2:49.97	32.27s	33.91s
7 FLYIN FIRST CLASS	13	124.5m	48.0m (0)	35.6m (0)	2:52.57	29.75s	35.41s
6 MISSY NOVA	14	137.8m	80.0m (0)	100.0m (0)	2:53.59	32.05s	31.73s

Finish Position and metres gained from 800m



Home of Australian Harness Sectionals
 PJ Harness Analyser Daily Raw Data directly to your inbox

All Victorian Racing added as of 17 January 2022

www.pjdata.com.au admin@pjdata.com.au www.facebook.com/PJHarnessRacing

RISE Digital, Harness Racing Australia nor the provider accepts any responsibility for the completeness or accuracy of any of the information contained herein, and makes no representations about its suitability for any particular purpose. Users should make their own judgements about those matters and/or seek independent advice. You assume all risks associated with use of data provided on this page

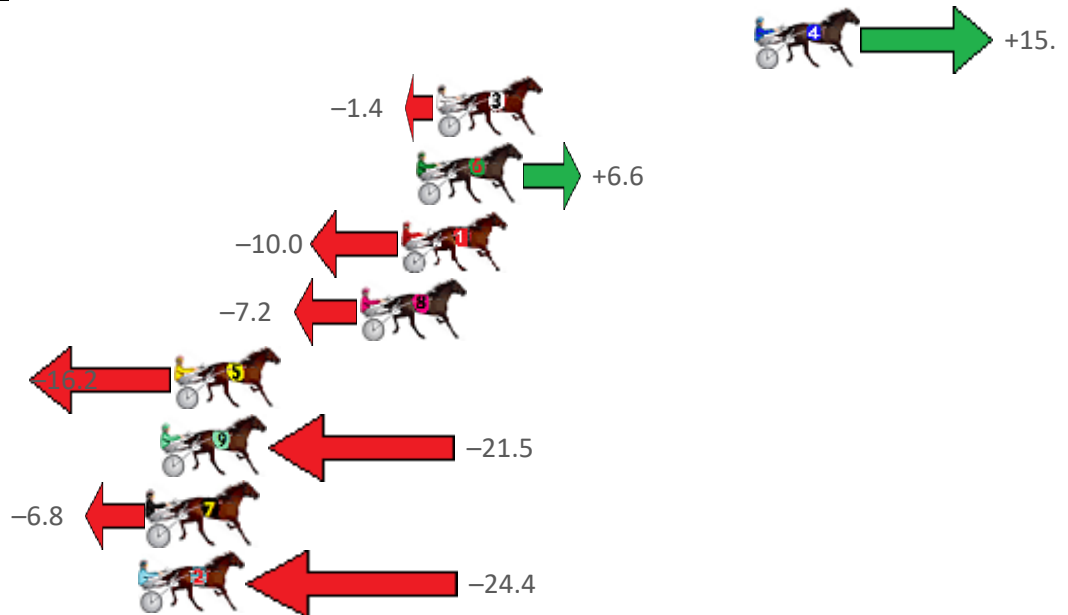
Albion Park Race 4 Distance 1660m

Tuesday, 25 October 2022

Gross Time: 1:58.60 MileRate: 1:54.90 LeadTime: 3.50s First Qtr: 28.00s Second Qtr: 29.50s Third Qtr: 28.20s Fourth Qtr: 29.40s

NoHorse	Plc	Mar	800 Posi	400 Posi	Time	3rd Qtr	4th Qtr
4 SISTA BLISS	1	0.0m	15.2m (1)	14.4m (2)	1:58.60	28.16s	28.35s
3 RANCHO MAN	2	12.6m	11.2m (1)	11.6m (1)	1:59.57	28.23s	29.47s
6 FAST TRACKER	3	13.4m	20.0m (1)	18.8m (1)	1:59.63	28.12s	29.01s
1 WHATA JOURNEY	4	14.0m	4.0m (0)	4.0m (0)	1:59.68	28.19s	30.13s
8 CHANCELESS CENTU	5	15.6m	8.4m (0)	8.2m (0)	1:59.80	28.17s	29.94s
5 ARNOLD STREET	6	23.0m	6.8m (1)	7.4m (1)	2:00.37	28.22s	30.54s
9 MI FURIOSO TORO	7	23.5m	2.0m (1)	3.2m (1)	2:00.41	28.26s	30.88s
7 FRANCO NATHAN	8	24.0m	17.2m (0)	15.4m (0)	2:00.45	28.06s	30.03s
2 GOALKICKER	9	24.4m	0.0m (0)	0.0m (0)	2:00.48	28.16s	31.18s

Finish Position and metres gained from 800m





Home of Australian Harness Sectionals
 PJ Harness Analyser Daily Raw Data directly to your inbox

NEW All Victorian Racing added as of 17 January 2022

www.pjdata.com.au
 admin@pjdata.com.au
 www.facebook.com/PJHarnessRacing



RISE Digital, Harness Racing Australia nor the provider accepts any responsibility for the completeness or accuracy of any of the information contained herein, and makes no representations about its suitability for any particular purpose. Users should make their own judgements about those matters and/or seek independent advice. You assume all risks associated with use of data provided on this page

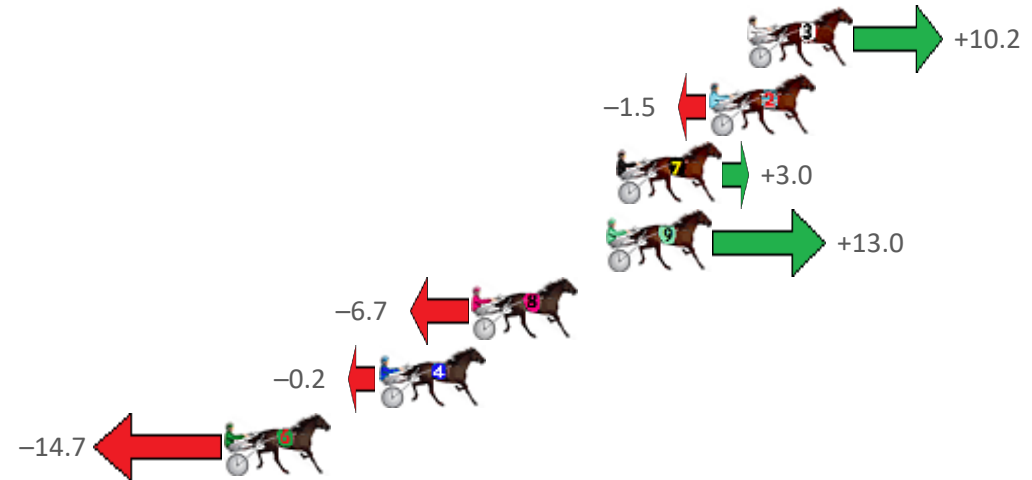
Albion Park Race 5 Distance 2138m

Tuesday, 25 October 2022

Gross Time: 2:38.50 MileRate: 1:59.30 LeadTime: 39.50s First Qtr: 31.00s Second Qtr: 31.20s Third Qtr: 27.40s Fourth Qtr: 29.40s

NoHorse	Plc	Mar	800 Posi	400 Posi	Time	3rd Qtr	4th Qtr
3 TURBO BROMAC	1	0.0m	10.2m (1)	0.0m (1)	2:38.50	26.68s	29.40s
2 BLUE SHARD	2	1.5m	0.0m (0)	3.8m (0)	2:38.62	27.67s	29.23s
7 VOODOO FELLA	3	5.2m	8.2m (0)	15.6m (1)	2:38.90	27.95s	28.64s
9 LANCELOT BROMAC	4	5.6m	18.6m (1)	20.2m (0)	2:38.93	27.55s	28.33s
8 SHADYS DELIGHT	5	10.9m	4.2m (0)	11.4m (0)	2:39.34	27.91s	29.36s
4 ROCKNHOLME	6	14.6m	14.4m (1)	4.8m (1)	2:39.63	26.70s	30.12s
6 GOZO SUNSHINE	7	20.7m	6.0m (1)	11.6m (1)	2:40.10	27.77s	30.07s

Finish Position and metres gained from 800m





Home of Australian Harness Sectionals

PJ Harness Analyser Daily Raw Data directly to your inbox

NEW All Victorian Racing added as of 17 January 2022

www.pjdata.com.au admin@pjdata.com.au www.facebook.com/PJHarnessRacing



RISE Digital, Harness Racing Australia nor the provider accepts any responsibility for the completeness or accuracy of any of the information contained herein, and makes no representations about its suitability for any particular purpose. Users should make their own judgements about those matters and/or seek independent advice. You assume all risks associated with use of data provided on this page

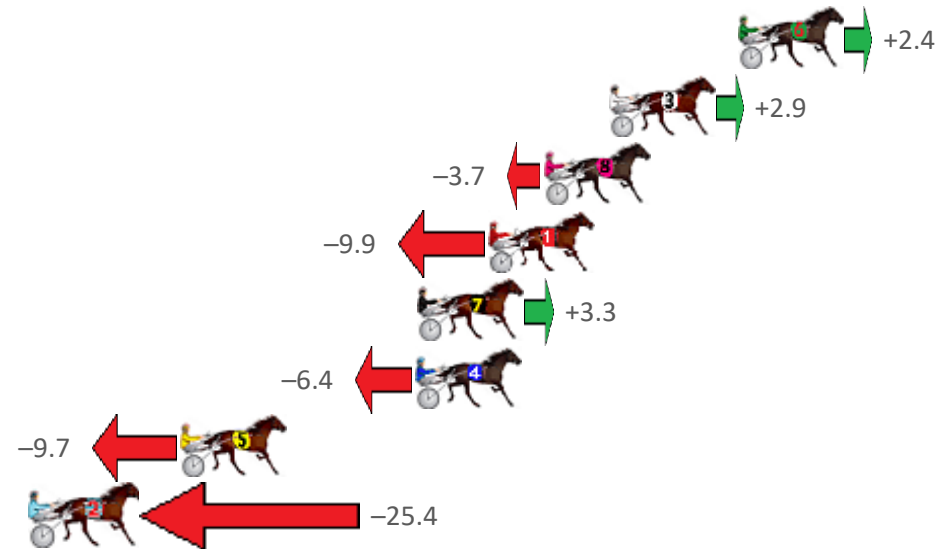
Albion Park Race 6 Distance 2138m

Tuesday, 25 October 2022

Gross Time: 2:33.90 MileRate: 1:55.80 LeadTime: 38.50s First Qtr: 29.30s Second Qtr: 29.70s Third Qtr: 27.90s Fourth Qtr: 28.50s

NoHorse	Plc	Mar	800 Posi	400 Posi	Time	3rd Qtr	4th Qtr
6 SOEXTRA	1	0.0m	2.4m (1)	0.0m (1)	2:33.90	27.73s	28.50s
3 THE SHADY ONE	2	5.1m	8.0m (0)	9.8m (0)	2:34.28	28.03s	28.17s
8 ADMIRAL BRONSKI	3	7.7m	4.0m (0)	4.4m (0)	2:34.48	27.93s	28.73s
1 ARTFUL MAID	4	9.9m	0.0m (0)	0.0m (0)	2:34.64	27.89s	29.20s
7 KEAYANG MARVEN	5	12.7m	16.0m (1)	17.2m (2)	2:34.85	27.99s	28.18s
4 GLENEAGLE WARRIO	6	12.8m	6.4m (1)	4.6m (1)	2:34.86	27.77s	29.08s
5 HITTHEROADJACK	7	22.1m	12.4m (0)	14.6m (0)	2:35.55	28.05s	29.03s
2 LE TISSIER	8	36.8m	11.4m (1)	13.2m (1)	2:36.65	28.01s	30.17s

Finish Position and metres gained from 800m



Home of Australian Harness Sectionals

PJ Harness Analyser Daily Raw Data directly to your inbox

NEW All Victorian Racing added as of 17 January 2022

www.pjdata.com.au admin@pjdata.com.au www.facebook.com/PJHarnessRacing

RISE Digital, Harness Racing Australia nor the provider accepts any responsibility for the completeness or accuracy of any of the information contained herein, and makes no representations about its suitability for any particular purpose. Users should make their own judgements about those matters and/or seek independent advice. You assume all risks associated with use of data provided on this page

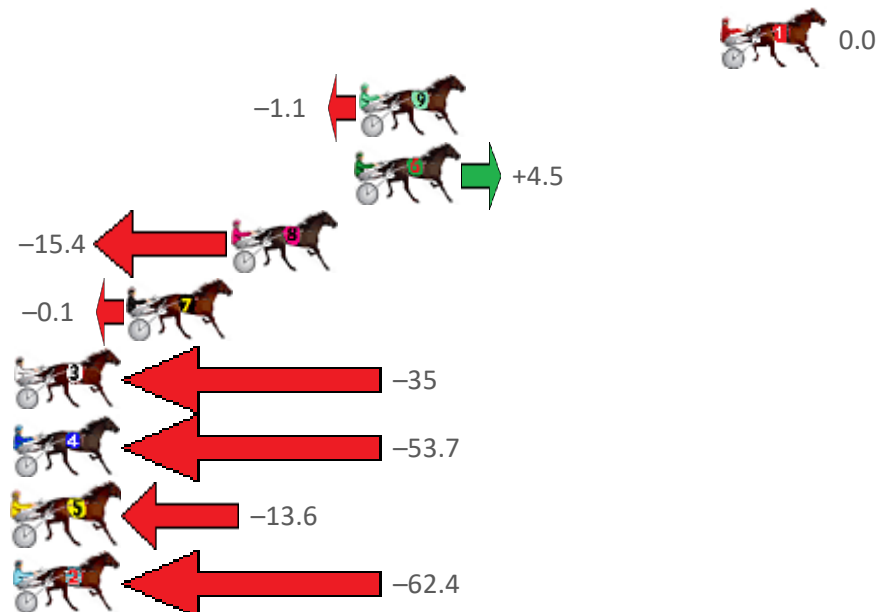
Albion Park Race 7 Distance 1660m

Tuesday, 25 October 2022

Gross Time: 1:55.80 MileRate: 1:52.30 LeadTime: 3.40s First Qtr: 26.10s Second Qtr: 29.40s Third Qtr: 28.20s Fourth Qtr: 28.70s

NoHorse	Plc	Mar	800 Posi	400 Posi	Time	3rd Qtr	4th Qtr
1 FIRST STRING	1	0.0m	0.0m (0)	0.0m (0)	1:55.80	28.20s	28.70s
9 HESTON ZOOLANDE	2	14.3m	13.2m (1)	10.2m (0)	1:56.88	27.99s	28.99s
6 COPPERFIELD	3	14.5m	19.0m (1)	20.8m (2)	1:56.89	28.33s	28.25s
8 FALCONS	4	19.4m	4.0m (0)	6.2m (0)	1:57.26	28.35s	29.64s
7 LEITHEN BURN	5	23.5m	23.4m (1)	24.6m (2)	1:57.57	28.29s	28.62s
3 THERESACHANCE	6	43.4m	9.0m (1)	16.4m (2)	1:59.07	28.71s	30.63s
4 GOELITZ	7	58.1m	4.4m (1)	14.0m (1)	2:00.18	28.85s	31.85s
5 THE HIGH COMMAN	8	58.6m	45.0m (0)	48.0m (0)	2:00.22	28.41s	29.46s
2 SAVING MAJOR PER	9	71.8m	9.4m (2)	28.6m (2)	2:01.21	29.53s	31.78s

Finish Position and metres gained from 800m





Home of Australian Harness Sectionals
 PJ Harness Analyser Daily Raw Data directly to your inbox

All Victorian Racing added as of 17 January 2022

www.pjdata.com.au
 admin@pjdata.com.au
 www.facebook.com/PJHarnessRacing



RISE Digital, Harness Racing Australia nor the provider accepts any responsibility for the completeness or accuracy of any of the information contained herein, and makes no representations about its suitability for any particular purpose. Users should make their own judgements about those matters and/or seek independent advice. You assume all risks associated with use of data provided on this page


Albion Park Race 8 Distance 1660m

Tuesday, 25 October 2022

Gross Time: 1:57.50 MileRate: 1:53.90 LeadTime: 3.50s First Qtr: 28.00s Second Qtr: 29.50s Third Qtr: 28.20s Fourth Qtr: 28.30s

NoHorse	Plc	Mar	800 Posi	400 Posi	Time	3rd Qtr	4th Qtr
4 ITS MR CLOONEY	1	0.0m	0.0m (0)	0.0m (0)	1:57.50	28.20s	28.30s
2 OHOKA JIMMY	2	2.2m	4.2m (0)	4.0m (0)	1:57.66	28.19s	28.17s
1 ROLL ONE OVER	3	3.3m	8.4m (0)	8.0m (0)	1:57.75	28.17s	27.97s
7 MISTERFREEZE	4	4.7m	3.4m (1)	5.6m (1)	1:57.85	28.35s	28.24s
8 MOHS EM DOWN	5	7.9m	12.8m (0)	12.0m (0)	1:58.09	28.14s	28.01s
9 OUR MAJOR DAY	6	8.6m	15.8m (1)	17.2m (1)	1:58.14	28.30s	27.69s
6 WARFARE	7	12.4m	7.4m (1)	9.6m (1)	1:58.42	28.35s	28.50s
10 KEY LARGO	8	16.5m	20.2m (1)	14.0m (2)	1:58.73	27.76s	28.48s
3 OUR BONDI BEACH	9	19.2m	11.8m (1)	13.2m (1)	1:58.93	28.30s	28.72s
5 HANDSOME HERO	10	20.4m	24.2m (1)	18.0m (2)	1:59.02	27.76s	28.47s

Finish Position and metres gained from 800m



Home of Australian Harness Sectionals

PJ Harness Analyser Daily Raw Data directly to your inbox

NEW All Victorian Racing added as of 17 January 2022

www.pjdata.com.au admin@pjdata.com.au www.facebook.com/PJHarnessRacing

RISE Digital, Harness Racing Australia nor the provider accepts any responsibility for the completeness or accuracy of any of the information contained herein, and makes no representations about its suitability for any particular purpose. Users should make their own judgements about those matters and/or seek independent advice. You assume all risks associated with use of data provided on this page