

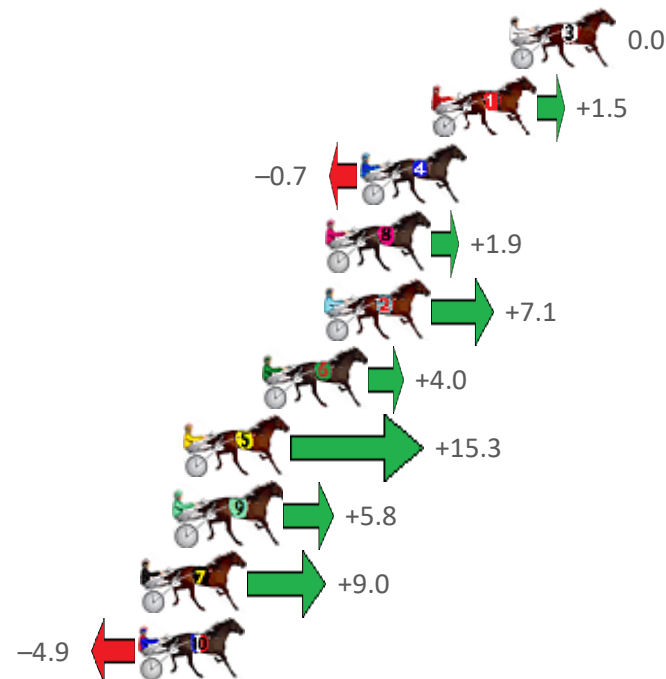
Albion Park Race 1 Distance 1660m

Thursday, 3 November 2022

Gross Time: 2:00.40 MileRate: 1:56.70 LeadTime: 3.40s First Qtr: 28.30s Second Qtr: 32.60s Third Qtr: 28.00s Fourth Qtr: 28.10s

NoHorse	Plc	Mar	800 Posi	400 Posi	Time	3rd Qtr	4th Qtr
3 MAYWYN TROUBAD	1	0.0m	0.0m (0)	0.0m (0)	2:00.40	28.00s	28.10s
1 PUSHINIT UPHILL	2	3.1m	4.6m (0)	4.0m (0)	2:00.63	27.96s	28.05s
4 VOODOO FELLA	3	5.9m	5.2m (1)	4.0m (1)	2:00.84	27.92s	28.26s
8 A WHOLE LOTTA RO	4	7.3m	9.2m (0)	8.6m (0)	2:00.94	27.96s	28.04s
2 LANCELOT BROMAC	5	7.3m	14.4m (1)	13.2m (1)	2:00.94	27.92s	27.72s
6 MY ULTIMATE VICTO	6	9.8m	13.8m (0)	12.6m (0)	2:01.12	27.92s	27.94s
5 RANCHO MAN	7	12.9m	28.2m (1)	17.2m (2)	2:01.35	27.24s	27.85s
9 MOTU CULLEN	8	13.2m	19.0m (1)	17.8m (1)	2:01.37	27.92s	27.83s
7 GABBYS SPORTSTAR	9	14.6m	23.6m (1)	12.6m (2)	2:01.48	27.24s	28.30s
10 FORTES IN FIDE	10	14.7m	9.8m (1)	9.2m (1)	2:01.49	27.96s	28.55s

Finish Position and metres gained from 800m



Home of Australian Harness Sectionals
 PJ Harness Analyser Daily Raw Data directly to your inbox

NEW All Victorian Racing added as of 17 January 2022

www.pjdata.com.au admin@pjdata.com.au www.facebook.com/PJHarnessRacing

RISE Digital, Harness Racing Australia nor the provider accepts any responsibility for the completeness or accuracy of any of the information contained herein, and makes no representations about its suitability for any particular purpose. Users should make their own judgements about those matters and/or seek independent advice. You assume all risks associated with use of data provided on this page


Albion Park Race 2 Distance 1660m

Thursday, 3 November 2022

Gross Time: 1:56.50 MileRate: 1:53.00 LeadTime: 3.10s First Qtr: 27.40s Second Qtr: 29.70s Third Qtr: 27.30s Fourth Qtr: 29.00s

NoHorse	Plc	Mar	800 Posi	400 Posi	Time	3rd Qtr	4th Qtr
3 TAKINGCAREOFBUSI	1	0.0m	0.0m (0)	0.6m (0)	1:56.50	27.34s	28.96s
2 MOSSDALE MAC	2	1.5m	4.7m (0)	5.7m (0)	1:56.61	27.38s	28.71s
8 BRIGADIERS SON	3	3.7m	13.6m (0)	14.3m (0)	1:56.78	27.38s	28.28s
7 TARGARYEN	4	4.5m	1.8m (1)	0.0m (1)	1:56.84	27.18s	29.34s
1 CHAL BE	5	6.3m	9.4m (0)	10.3m (0)	1:56.98	27.38s	28.76s
9 REGULUS	6	12.5m	10.0m (1)	12.6m (2)	1:57.45	27.50s	29.07s
5 HE SAID SHE SAID	7	13.6m	18.3m (0)	19.4m (0)	1:57.53	27.42s	28.67s
10 THERESACHANCE	8	15.9m	14.7m (1)	17.2m (1)	1:57.71	27.50s	29.01s
6 HESTON ZOOLANDE	9	18.6m	18.9m (1)	21.2m (2)	1:57.92	27.50s	28.94s
4 LUXURY LAD	10	21.6m	5.9m (1)	9.2m (1)	1:58.14	27.54s	30.00s

Finish Position and metres gained from 800m





Home of Australian Harness Sectionals

PJ Harness Analyser Daily Raw Data directly to your inbox

NEW All Victorian Racing added as of 17 January 2022

www.pjdata.com.au admin@pjdata.com.au www.facebook.com/PJHarnessRacing




RISE Digital, Harness Racing Australia nor the provider accepts any responsibility for the completeness or accuracy of any of the information contained herein, and makes no representations about its suitability for any particular purpose. Users should make their own judgements about those matters and/or seek independent advice. You assume all risks associated with use of data provided on this page

Albion Park Race 3 Distance 1660m

Thursday, 3 November 2022

Gross Time: 1:59.70 MileRate: 1:56.10 LeadTime: 3.20s First Qtr: 28.80s Second Qtr: 31.50s Third Qtr: 28.10s Fourth Qtr: 28.10s

NoHorse	Plc	Mar	800 Posi	400 Posi	Time	3rd Qtr	4th Qtr
3 HEADWIN	1	0.0m	4.6m (1)	2.3m (1)	1:59.70	27.94s	27.94s
2 SHEREACTS	2	5.1m	4.6m (0)	4.6m (0)	2:00.08	28.10s	28.16s
1 MASTER CHARLES	3	7.6m	0.0m (0)	0.0m (0)	2:00.26	28.10s	28.66s
4 MAFFIOSO GIRL	4	10.0m	9.2m (1)	6.9m (1)	2:00.44	27.94s	28.36s
5 MELTON INSULTED	5	12.7m	18.9m (1)	12.6m (1)	2:00.64	27.66s	28.16s
8 ARCHILLES	6	14.6m	9.2m (0)	9.2m (0)	2:00.78	28.10s	28.54s
9 ITSMEGS	7	15.4m	13.2m (0)	13.2m (0)	2:00.84	28.10s	28.32s
6 KASE	8	18.1m	17.8m (0)	17.2m (1)	2:01.04	28.06s	28.24s
10 WHATA TERROR	9	18.4m	13.8m (1)	9.2m (2)	2:01.06	27.78s	28.82s
7 TURBO BROMAC	10	19.7m	22.9m (1)	12.6m (2)	2:01.15	27.38s	28.67s



Home of Australian Harness Sectionals
 PJ Harness Analyser Daily Raw Data directly to your inbox

NEW All Victorian Racing added as of 17 January 2022

www.pjdata.com.au
 admin@pjdata.com.au
 www.facebook.com/PJHarnessRacing

RISE Digital, Harness Racing Australia nor the provider accepts any responsibility for the completeness or accuracy of any of the information contained herein, and makes no representations about its suitability for any particular purpose. Users should make their own judgements about those matters and/or seek independent advice. You assume all risks associated with use of data provided on this page

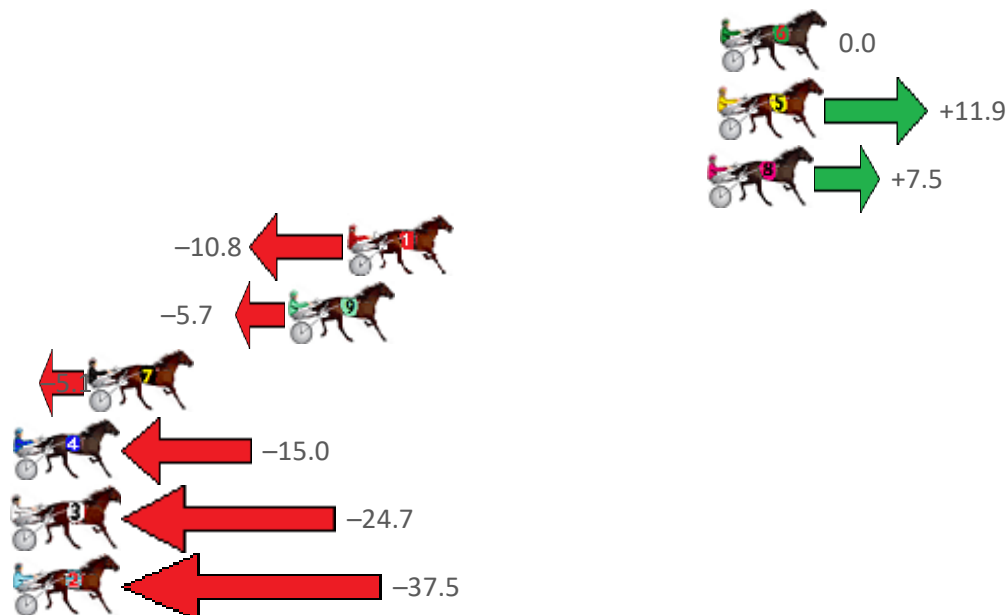
Albion Park Race 4 Distance 1660m

Thursday, 3 November 2022

Gross Time: 1:56.60 MileRate: 1:53.10 LeadTime: 3.10s First Qtr: 27.40s Second Qtr: 29.60s Third Qtr: 28.20s Fourth Qtr: 28.30s

NoHorse	Plc	Mar	800 Posi	400 Posi	Time	3rd Qtr	4th Qtr
6 FUTURE ASSURED	1	0.0m	0.0m (0)	0.0m (0)	1:56.60	28.20s	28.30s
5 SPEED DATING	2	0.1m	12.0m (0)	14.8m (0)	1:56.61	28.40s	27.27s
8 WE ALWAYS HAVE F	3	0.5m	8.0m (0)	10.8m (0)	1:56.64	28.40s	27.58s
1 HARRY KANE	4	14.8m	4.0m (0)	5.7m (0)	1:57.70	28.32s	29.00s
9 STOMPEN	5	17.1m	11.4m (1)	16.5m (1)	1:57.87	28.56s	28.41s
7 SURF ACE	6	25.1m	20.0m (1)	21.7m (1)	1:58.47	28.32s	28.65s
4 HEZ ON THE BUZZER	7	31.0m	16.0m (1)	17.1m (3)	1:58.90	28.28s	29.40s
3 LOCHART SHARD	8	32.1m	7.4m (1)	14.2m (2)	1:58.99	28.68s	29.69s
2 MI FURIOSO TORO	9	40.9m	3.4m (1)	12.0m (1)	1:59.64	28.80s	30.50s

Finish Position and metres gained from 800m



Home of Australian Harness Sectionals
 PJ Harness Analyser Daily Raw Data directly to your inbox

NEW All Victorian Racing added as of 17 January 2022

www.pjdata.com.au
 admin@pjdata.com.au
 www.facebook.com/PJHarnessRacing

RISE Digital, Harness Racing Australia nor the provider accepts any responsibility for the completeness or accuracy of any of the information contained herein, and makes no representations about its suitability for any particular purpose. Users should make their own judgements about those matters and/or seek independent advice. You assume all risks associated with use of data provided on this page

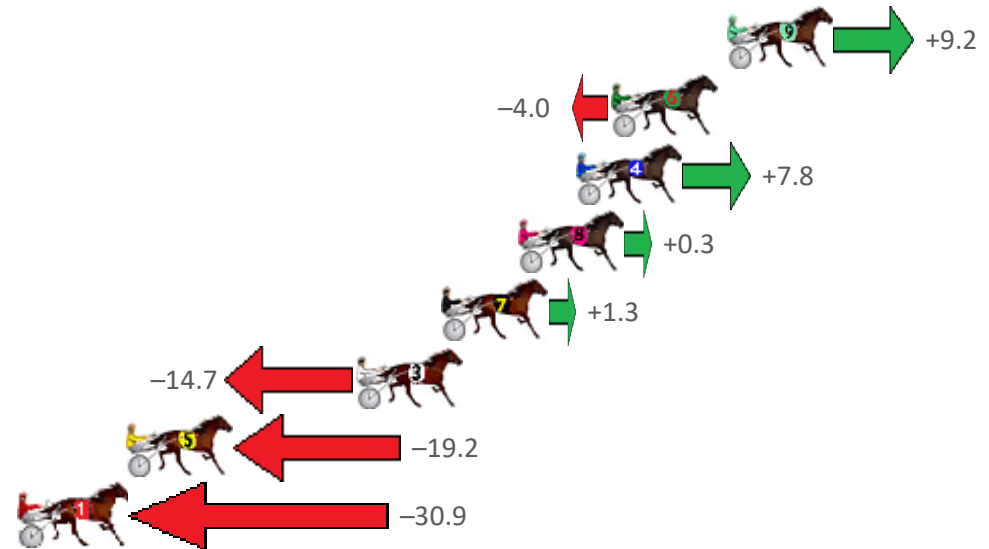
Albion Park Race 5 Distance 2138m

Thursday, 3 November 2022

Gross Time: 2:35.10 MileRate: 1:56.80 LeadTime: 38.10s First Qtr: 30.20s Second Qtr: 30.10s Third Qtr: 28.10s Fourth Qtr: 28.60s

NoHorse	Plc	Mar	800 Posi	400 Posi	Time	3rd Qtr	4th Qtr
9 MIDNIGHT CALM	1	0.0m	9.2m (1)	5.7m (1)	2:35.10	27.86s	28.20s
6 THE WEEKEND	2	4.6m	0.6m (1)	1.7m (1)	2:35.45	28.18s	28.83s
4 STUDLEIGH SONNY	3	6.0m	13.8m (1)	10.8m (1)	2:35.55	27.90s	28.29s
8 DATTITUDE	4	8.3m	8.6m (0)	15.3m (1)	2:35.72	28.58s	28.14s
7 AMERICAN FLYER	5	11.3m	12.6m (0)	16.5m (2)	2:35.95	28.38s	28.29s
3 GINGER MICKY	6	14.7m	0.0m (0)	0.0m (0)	2:36.20	28.10s	29.70s
5 OUR AUNTY ASH	7	23.8m	4.6m (1)	5.7m (0)	2:36.89	28.18s	29.99s
1 MACH TORQUE	8	34.9m	4.0m (0)	15.9m (0)	2:37.72	28.94s	30.10s

Finish Position and metres gained from 800m



Home of Australian Harness Sectionals
 PJ Harness Analyser Daily Raw Data directly to your inbox

All Victorian Racing added as of 17 January 2022

www.pjdata.com.au
 admin@pjdata.com.au
 www.facebook.com/PJHarnessRacing

RISE Digital, Harness Racing Australia nor the provider accepts any responsibility for the completeness or accuracy of any of the information contained herein, and makes no representations about its suitability for any particular purpose. Users should make their own judgements about those matters and/or seek independent advice. You assume all risks associated with use of data provided on this page

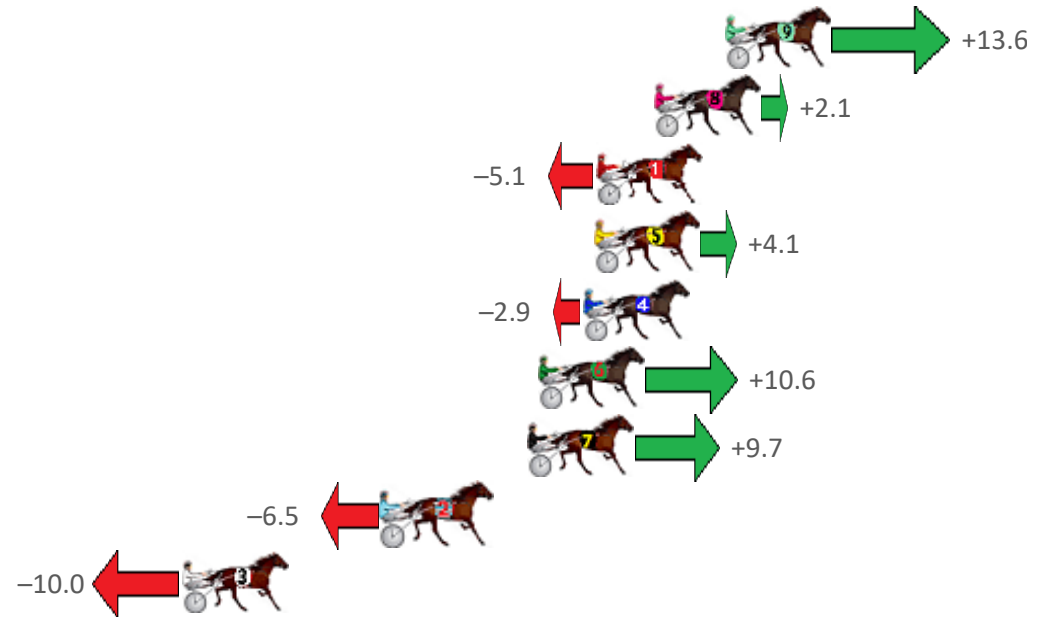
Albion Park Race 6 Distance 1660m

Thursday, 3 November 2022

Gross Time: 2:03.50 MileRate: 1:59.70 LeadTime: 3.50s First Qtr: 28.30s Second Qtr: 32.30s Third Qtr: 29.50s Fourth Qtr: 29.90s

NoHorse	Plc	Mar	800 Posi	400 Posi	Time	3rd Qtr	4th Qtr
9 LOOKS JUST RIGHT	1	0.0m	13.6m (2)	3.3m (2)	2:03.50	28.74s	29.66s
8 BEEF CITY STARZZZ	2	2.8m	4.9m (0)	4.3m (0)	2:03.72	29.46s	29.80s
1 HANDSOME HARRY	3	5.1m	0.0m (0)	0.0m (0)	2:03.90	29.50s	30.30s
5 MELTON KILLARA	4	5.2m	9.3m (0)	8.7m (0)	2:03.91	29.46s	29.67s
4 SONNY ORLANDO	5	5.6m	2.7m (1)	2.2m (1)	2:03.94	29.46s	30.18s
6 LIVING FREE	6	7.4m	18.0m (1)	7.1m (2)	2:04.08	28.70s	29.96s
7 SIR SEMPER FIDELIS	7	7.8m	17.5m (0)	13.0m (0)	2:04.11	29.18s	29.55s
2 PAGO PAGO	8	13.6m	7.1m (1)	6.5m (1)	2:04.57	29.46s	30.49s
3 WILD ABOUT TOWN	9	21.5m	11.5m (1)	16.3m (1)	2:05.18	29.86s	30.38s

Finish Position and metres gained from 800m



Home of Australian Harness Sectionals

PJ Harness Analyser Daily Raw Data directly to your inbox

NEW All Victorian Racing added as of 17 January 2022

www.pjdata.com.au
 admin@pjdata.com.au
 www.facebook.com/PJHarnessRacing

RISE Digital, Harness Racing Australia nor the provider accepts any responsibility for the completeness or accuracy of any of the information contained herein, and makes no representations about its suitability for any particular purpose. Users should make their own judgements about those matters and/or seek independent advice. You assume all risks associated with use of data provided on this page

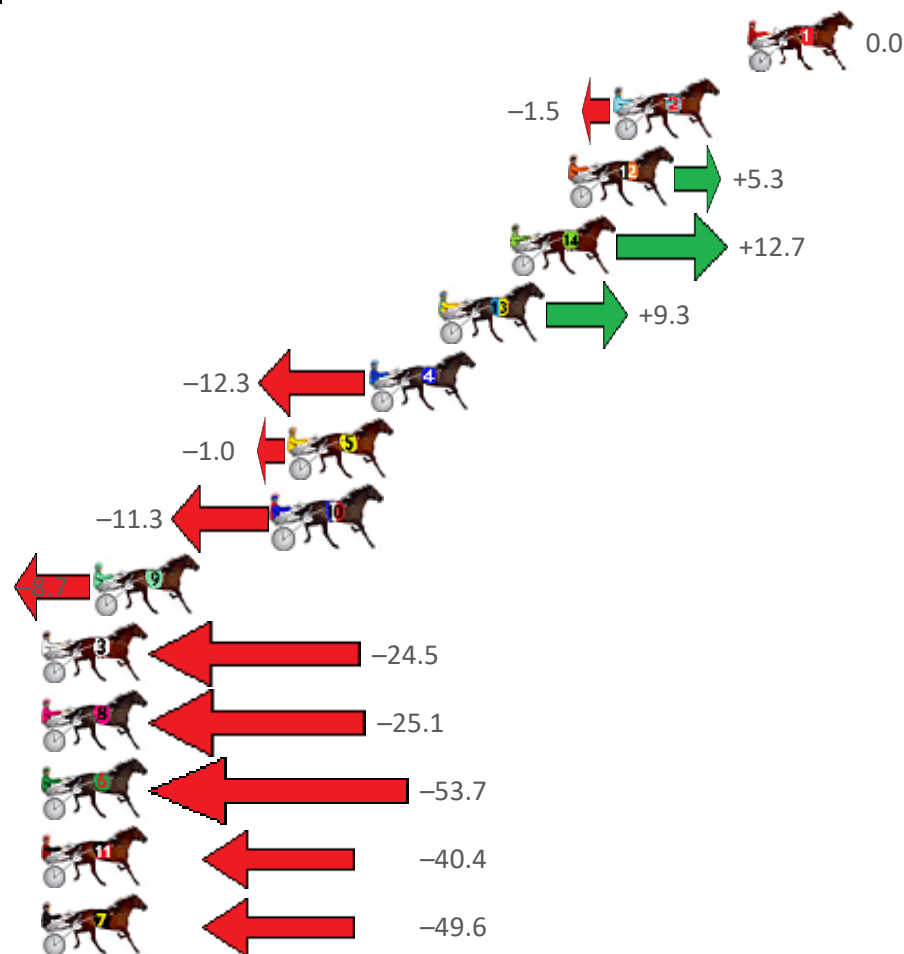
Albion Park Race 7 Distance 2138m

Thursday, 3 November 2022

Gross Time: 2:45.80 MileRate: 2:04.80 LeadTime: 42.50s First Qtr: 31.20s Second Qtr: 32.20s Third Qtr: 29.90s Fourth Qtr: 30.00s

NoHorse	Plc	Mar	800 Posi	400 Posi	Time	3rd Qtr	4th Qtr
1 BANFF	1	0.0m	0.0m (0)	0.0m (0)	2:45.80	29.90s	30.00s
2 ALLANON	2	5.3m	3.8m (0)	4.3m (0)	2:46.22	29.94s	30.10s
12 SET ME FREE	3	7.1m	12.4m (0)	10.8m (1)	2:46.36	29.78s	29.76s
14 HAMMER SON	4	9.4m	22.1m (1)	17.2m (1)	2:46.54	29.54s	29.46s
13 KAPAI	5	12.2m	21.5m (0)	19.4m (0)	2:46.76	29.74s	29.52s
4 QUERENCIA	6	15.0m	2.7m (1)	2.2m (1)	2:46.98	29.86s	31.02s
5 SONETTO	7	18.2m	17.2m (0)	15.1m (0)	2:47.23	29.74s	30.31s
10 PADDY PANTS	8	18.8m	7.5m (1)	7.0m (1)	2:47.28	29.86s	30.96s
9 ROCKET NOVA	9	25.9m	17.2m (1)	28.5m (0)	2:47.84	30.74s	29.92s
3 HOTEL KYVALLEY	10	33.1m	8.6m (0)	9.7m (0)	2:48.40	29.98s	31.88s
8 CHOCOLATEHANDFU	11	38.0m	12.9m (1)	10.8m (2)	2:48.79	29.74s	32.19s
6 DEAD SET MUSCLE	12	81.7m	28.0m (0)	53.2m (0)	2:52.22	31.78s	32.46s
11 FLYIN FIRST CLASS	13	99.3m	58.9m (0)	65.3m (0)	2:53.60	30.38s	32.94s
7 CONFISCATED	14	120.6m	71.0m (0)	80.1m (0)	2:55.28	30.58s	33.52s

Finish Position and metres gained from 800m



Home of Australian Harness Sectionals
 PJ Harness Analyser Daily Raw Data directly to your inbox

All Victorian Racing added as of 17 January 2022

www.pjdata.com.au admin@pjdata.com.au www.facebook.com/PJHarnessRacing

RISE Digital, Harness Racing Australia nor the provider accepts any responsibility for the completeness or accuracy of any of the information contained herein, and makes no representations about its suitability for any particular purpose. Users should make their own judgements about those matters and/or seek independent advice. You assume all risks associated with use of data provided on this page

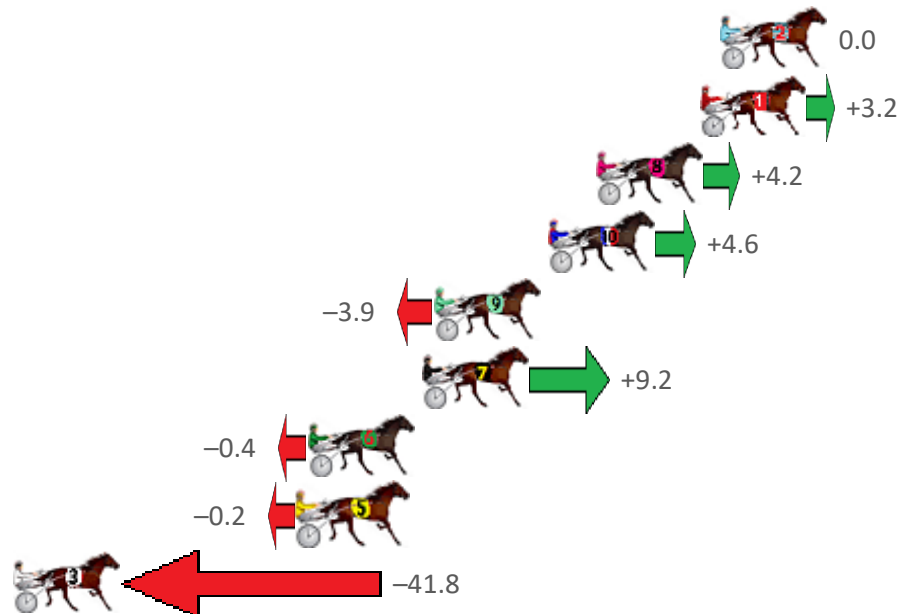
Albion Park Race 8 Distance 1660m

Thursday, 3 November 2022

Gross Time: 2:01.60 MileRate: 1:57.90 LeadTime: 3.40s First Qtr: 29.80s Second Qtr: 31.70s Third Qtr: 28.30s Fourth Qtr: 28.40s

NoHorse	Plc	Mar	800 Posi	400 Posi	Time	3rd Qtr	4th Qtr
2 BLUE SHARD	1	0.0m	0.0m (0)	0.0m (0)	2:01.60	28.30s	28.40s
1 FORGIVE ME	2	0.8m	4.0m (0)	4.6m (0)	2:01.66	28.34s	28.14s
8 ACE LOMBO	3	4.9m	9.1m (0)	9.1m (0)	2:01.97	28.30s	28.13s
10 THE HARRIS HAWK	4	6.8m	11.4m (1)	10.2m (2)	2:02.11	28.22s	28.19s
9 BRAEVIEW FELLA	5	11.3m	7.4m (1)	14.2m (1)	2:02.44	28.78s	28.24s
7 ROCKNHOLME	6	11.8m	21.0m (1)	5.1m (2)	2:02.48	27.18s	28.92s
6 CAPTAIN BRAVEHEA	7	16.3m	15.9m (1)	3.4m (1)	2:02.82	27.42s	29.38s
5 FAVREAU	8	16.7m	16.5m (0)	17.0m (2)	2:02.85	28.34s	28.45s
3 BORSELLINO	9	45.2m	3.4m (1)	9.7m (1)	2:04.97	28.74s	31.09s

Finish Position and metres gained from 800m



Home of Australian Harness Sectionals
 PJ Harness Analyser Daily Raw Data directly to your inbox

NEW All Victorian Racing added as of 17 January 2022

www.pjdata.com.au
 admin@pjdata.com.au
 www.facebook.com/PJHarnessRacing

RISE Digital, Harness Racing Australia nor the provider accepts any responsibility for the completeness or accuracy of any of the information contained herein, and makes no representations about its suitability for any particular purpose. Users should make their own judgements about those matters and/or seek independent advice. You assume all risks associated with use of data provided on this page

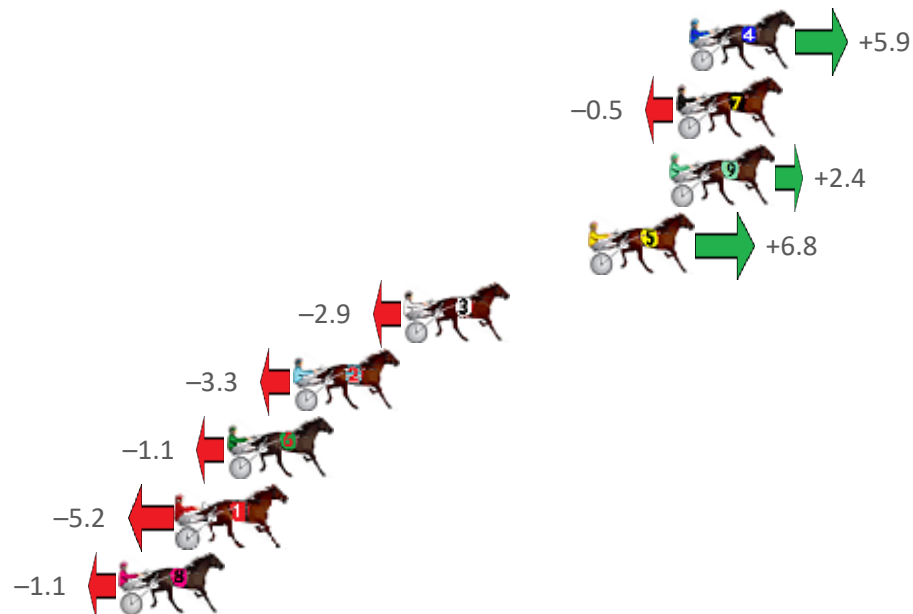
Albion Park Race 9 Distance 1660m

Thursday, 3 November 2022

Gross Time: 2:05.10 MileRate: 2:01.30 LeadTime: 3.50s First Qtr: 29.10s Second Qtr: 33.90s Third Qtr: 29.90s Fourth Qtr: 28.70s

NoHorse	Plc	Mar	800 Posi	400 Posi	Time	3rd Qtr	4th Qtr
4 GO THE RED	1	0.0m	5.9m (0)	5.0m (0)	2:05.10	29.82s	28.34s
7 LUCKY JIM	2	0.5m	0.0m (0)	0.0m (0)	2:05.14	29.90s	28.74s
9 POTTER	3	0.8m	3.2m (1)	2.8m (1)	2:05.16	29.86s	28.56s
5 MAJOR RUMBLE	4	4.0m	10.8m (0)	9.3m (0)	2:05.40	29.78s	28.32s
3 THREE PARTS GREY	5	11.3m	8.4m (1)	8.8m (1)	2:05.95	29.92s	28.91s
2 FANCY LIKE BARBIE	6	15.7m	12.4m (1)	12.6m (1)	2:06.28	29.90s	28.96s
6 BURTON	7	18.3m	17.2m (1)	16.5m (1)	2:06.48	29.82s	28.88s
1 MINARUA	8	20.3m	15.1m (0)	14.8m (0)	2:06.63	29.86s	29.15s
8 GHOST TRAIN	9	22.6m	21.5m (1)	20.9m (1)	2:06.80	29.82s	28.88s

Finish Position and metres gained from 800m



Home of Australian Harness Sectionals
 PJ Harness Analyser Daily Raw Data directly to your inbox

All Victorian Racing added as of 17 January 2022

www.pjdata.com.au admin@pjdata.com.au www.facebook.com/PJHarnessRacing

RISE Digital, Harness Racing Australia nor the provider accepts any responsibility for the completeness or accuracy of any of the information contained herein, and makes no representations about its suitability for any particular purpose. Users should make their own judgements about those matters and/or seek independent advice. You assume all risks associated with use of data provided on this page

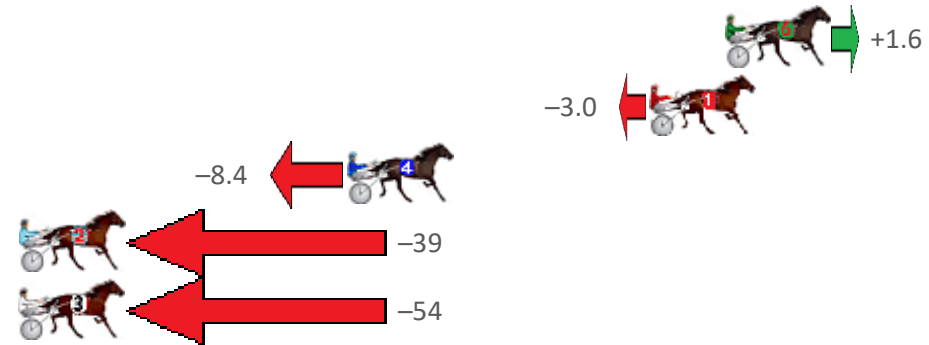
Albion Park Race 10 Distance 1660m

Thursday, 3 November 2022

Gross Time: 2:04.10 MileRate: 2:00.30 LeadTime: 3.60s First Qtr: 28.40s Second Qtr: 32.90s Third Qtr: 29.50s Fourth Qtr: 29.70s

NoHorse	Plc	Mar	800 Posi	400 Posi	Time	3rd Qtr	4th Qtr
6 DONT FEAR FOR ME	1	0.0m	1.6m (1)	0.0m (1)	2:04.10	29.38s	29.70s
1 MYNAMESEVAN	2	3.0m	0.0m (0)	0.0m (0)	2:04.33	29.50s	29.93s
4 BIDDADDABA BOY	3	15.0m	6.6m (1)	4.4m (0)	2:05.27	29.34s	30.55s
2 PUMPKIN PAT	4	43.1m	4.4m (0)	14.7m (0)	2:07.45	30.26s	31.97s
3 SKYLAR BREE	5	140.3m	86.5m (0)	93.5m (0)	2:15.02	30.04s	33.74s

Finish Position and metres gained from 800m





Home of Australian Harness Sectionals
 PJ Harness Analyser Daily Raw Data directly to your inbox

NEW All Victorian Racing added as of 17 January 2022

www.pjdata.com.au
 admin@pjdata.com.au
 www.facebook.com/PJHarnessRacing



RISE Digital, Harness Racing Australia nor the provider accepts any responsibility for the completeness or accuracy of any of the information contained herein, and makes no representations about its suitability for any particular purpose. Users should make their own judgements about those matters and/or seek independent advice. You assume all risks associated with use of data provided on this page