

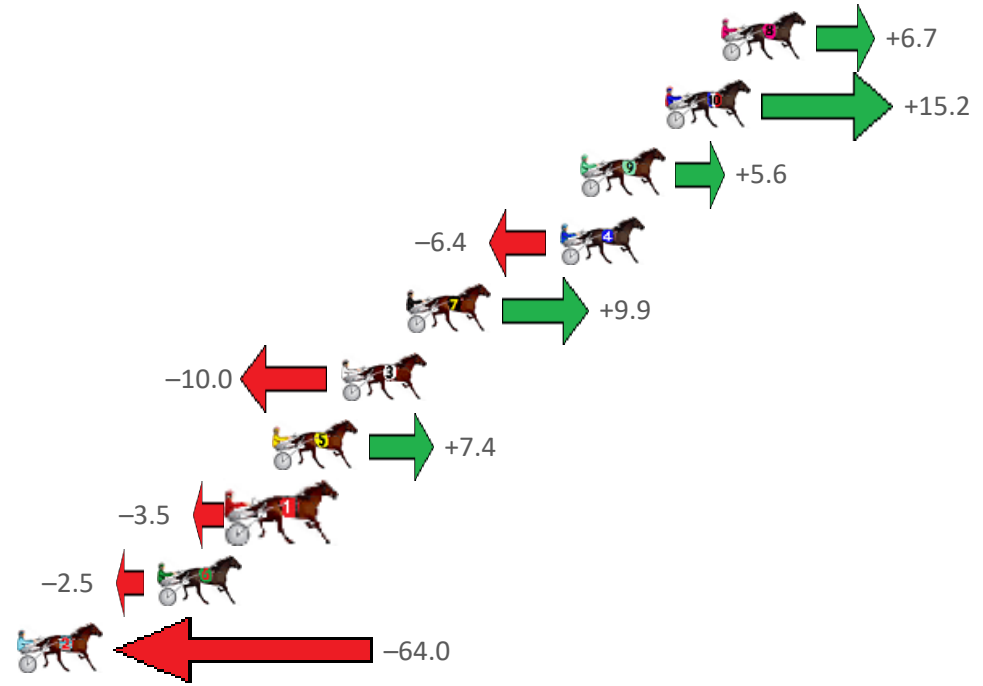
Marburg Race 1 Distance 2200m

Sunday, 3 September 2023

Gross Time: 2:44.40 MileRate: 1:59.70 LeadTime: 46.90s First Qtr: 29.60s Second Qtr: 28.70s Third Qtr: 29.20s Fourth Qtr: 30.00s

NoHorse	Plc	Mar	800 Posi	400 Posi	Time	3rd Qtr	4th Qtr
8 WOODLEA DIEGO	1	0.0m	6.7m (1)	1.1m (1)	2:44.40	28.80s	29.92s
10 MAJORDOIT	2	2.2m	17.4m (1)	10.1m (1)	2:44.57	28.70s	29.43s
9 ARTFUL MAID	3	5.6m	11.2m (1)	6.0m (1)	2:44.84	28.84s	30.00s
4 ALTANA BLUE	4	6.4m	0.0m (0)	0.0m (0)	2:44.90	29.20s	30.50s
7 YOUNG CONQUERO	5	12.5m	22.4m (1)	14.1m (0)	2:45.38	28.64s	29.94s
3 KEAYANG TARA	6	15.1m	5.1m (0)	4.9m (0)	2:45.59	29.20s	30.83s
5 LETS SAVE THE DAY	7	17.8m	25.2m (0)	24.5m (0)	2:45.80	29.20s	29.60s
1 DELIGHTFUL RAINBO	8	19.2m	15.7m (0)	34.8m (0)	2:45.91	30.64s	28.95s
6 RIVERLEIGH JEFF	9	22.4m	19.9m (0)	31.0m (1)	2:46.16	30.06s	29.48s
2 CHAKANA	10	75.5m	11.5m (0)	29.9m (0)	2:50.33	30.58s	33.73s

Finish Position and metres gained from 800m





PJ Harness Analyser

Sectional Analysis Software - Not just a formguide!

www.facebook.com/PJHarnessRacing



RISE Digital, Harness Racing Australia nor the provider accepts any responsibility for the completeness or accuracy of any of the information contained herein, and makes no representations about its suitability for any particular purpose. Users should make their own judgements about those matters and/or seek independent advice. You assume all risks associated with use of data provided on this page


Marburg Race 2 Distance 1850m

Sunday, 3 September 2023

Gross Time: 2:19.50 MileRate: 2:01.30 LeadTime: 18.00s First Qtr: 31.40s Second Qtr: 31.20s Third Qtr: 30.20s Fourth Qtr: 28.70s

NoHorse	Plc	Mar	800 Posi	400 Posi	Time	3rd Qtr	4th Qtr
2 MONTANA ONE	1	0.0m	0.0m (0)	0.0m (0)	2:19.50	30.20s	28.70s
1 ROCKTIME	2	24.2m	4.8m (0)	7.1m (0)	2:21.32	30.36s	30.00s
6 ENZED FLYER	3	31.7m	9.6m (0)	13.1m (0)	2:21.89	30.44s	30.13s
8 COME ON TASCOTT	4	35.6m	14.4m (0)	18.0m (0)	2:22.18	30.44s	30.06s
4 MAC WARRA	5	43.4m	5.9m (1)	9.3m (1)	2:22.77	30.44s	31.29s
7 STAR KISSER	6	44.0m	15.5m (1)	18.3m (1)	2:22.82	30.38s	30.68s
3 TRUSTFULL	7	55.3m	11.7m (1)	13.7m (1)	2:23.67	30.32s	31.87s

Finish Position and metres gained from 800m





PJ Harness Analyser

Sectional Analysis Software - Not just a formguide!

www.facebook.com/PJHarnessRacing



RISE Digital, Harness Racing Australia nor the provider accepts any responsibility for the completeness or accuracy of any of the information contained herein, and makes no representations about its suitability for any particular purpose. Users should make their own judgements about those matters and/or seek independent advice. You assume all risks associated with use of data provided on this page

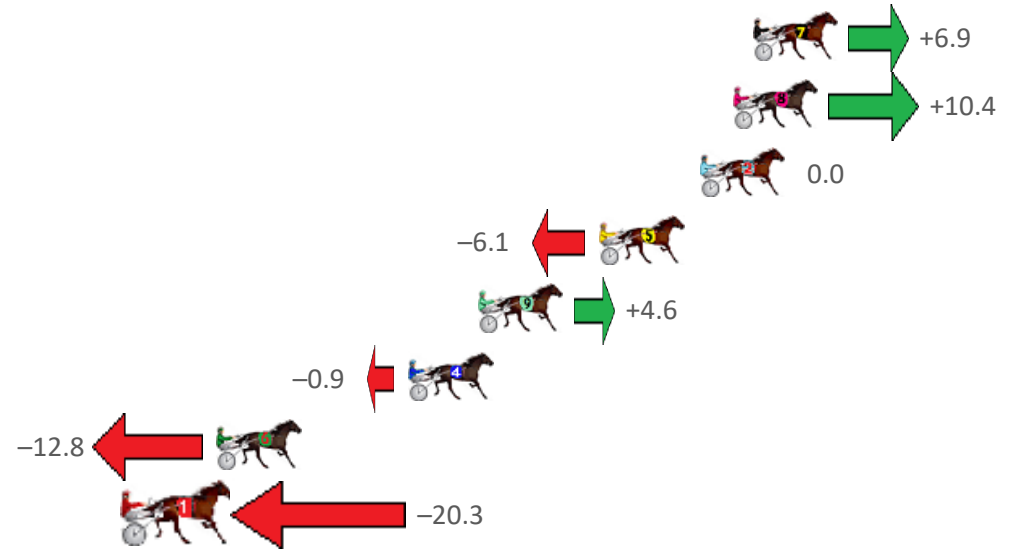
Marburg Race 3 Distance 1850m

Sunday, 3 September 2023

Gross Time: 2:19.50 MileRate: 2:01.40 LeadTime: 17.30s First Qtr: 31.30s Second Qtr: 31.10s Third Qtr: 30.20s Fourth Qtr: 29.60s

NoHorse	Plc	Mar	800 Posi	400 Posi	Time	3rd Qtr	4th Qtr
7 RISKY BUZINESS	1	0.0m	6.9m (1)	5.9m (1)	2:19.50	30.12s	29.16s
8 WHATA REACTOR	2	0.8m	11.2m (1)	9.7m (1)	2:19.56	30.08s	28.94s
2 IT AINT ROYAL	3	2.1m	2.1m (1)	1.6m (1)	2:19.66	30.16s	29.64s
5 SABOTAGE	4	6.1m	0.0m (0)	0.0m (0)	2:19.97	30.20s	30.07s
9 BUSTN FEELZ GOOD	5	10.9m	15.5m (1)	14.0m (1)	2:20.35	30.08s	29.41s
4 DALLAS COWGIRL	6	13.7m	12.8m (0)	15.1m (0)	2:20.56	30.36s	29.54s
6 THE MACH ARMY	7	21.3m	8.5m (0)	10.8m (0)	2:21.15	30.36s	30.45s
1 ESSENTIAL THREE	8	24.6m	4.3m (0)	6.2m (0)	2:21.41	30.34s	31.05s

Finish Position and metres gained from 800m





PJ Harness Analyser

Sectional Analysis Software - Not just a formguide!

www.facebook.com/PJHarnessRacing



RISE Digital, Harness Racing Australia nor the provider accepts any responsibility for the completeness or accuracy of any of the information contained herein, and makes no representations about its suitability for any particular purpose. Users should make their own judgements about those matters and/or seek independent advice. You assume all risks associated with use of data provided on this page

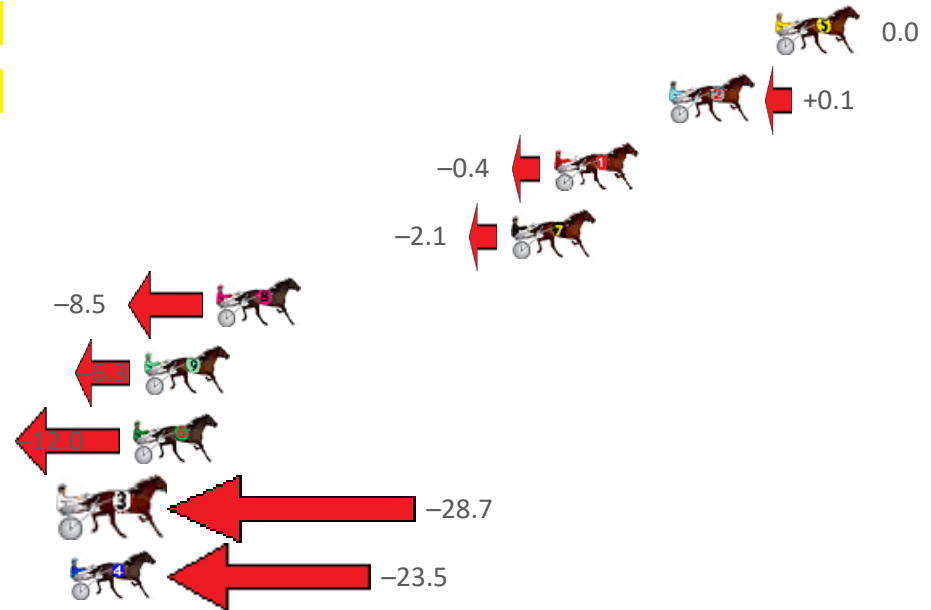
Marburg Race 4 Distance 1850m

Sunday, 3 September 2023

Gross Time: 2:18.40 MileRate: 2:00.40 LeadTime: 17.00s First Qtr: 31.10s Second Qtr: 30.90s Third Qtr: 29.90s Fourth Qtr: 29.50s

NoHorse	Plc	Mar	800 Posi	400 Posi	Time	3rd Qtr	4th Qtr
5 CIRCLE LINE	1	0.0m	0.0m (0)	0.0m (0)	2:18.40	29.90s	29.50s
2 MISS PAU	2	4.2m	4.3m (0)	4.3m (0)	2:18.72	29.90s	29.50s
1 OUTER CHANGE	3	8.8m	8.4m (0)	8.1m (0)	2:19.08	29.88s	29.58s
7 MAYWYN A JUG ORT	4	10.5m	8.4m (1)	5.4m (2)	2:19.21	29.68s	29.91s
8 OUR DOLLY	5	22.2m	13.7m (1)	10.3m (1)	2:20.12	29.64s	30.46s
9 MELTON MAX GENT	6	25.1m	18.8m (1)	11.9m (2)	2:20.34	29.38s	30.56s
6 DOWNTOWN MANH	7	25.5m	13.5m (0)	12.5m (0)	2:20.37	29.82s	30.55s
3 BABY GINNIE	8	32.7m	4.0m (1)	6.5m (1)	2:20.93	30.08s	31.55s
4 LORD DENZEL	9	41.0m	17.5m (0)	23.3m (0)	2:21.57	30.32s	30.95s

Finish Position and metres gained from 800m





PJ Harness Analyser

Sectional Analysis Software - Not just a formguide!

www.facebook.com/PJHarnessRacing



RISE Digital, Harness Racing Australia nor the provider accepts any responsibility for the completeness or accuracy of any of the information contained herein, and makes no representations about its suitability for any particular purpose. Users should make their own judgements about those matters and/or seek independent advice. You assume all risks associated with use of data provided on this page

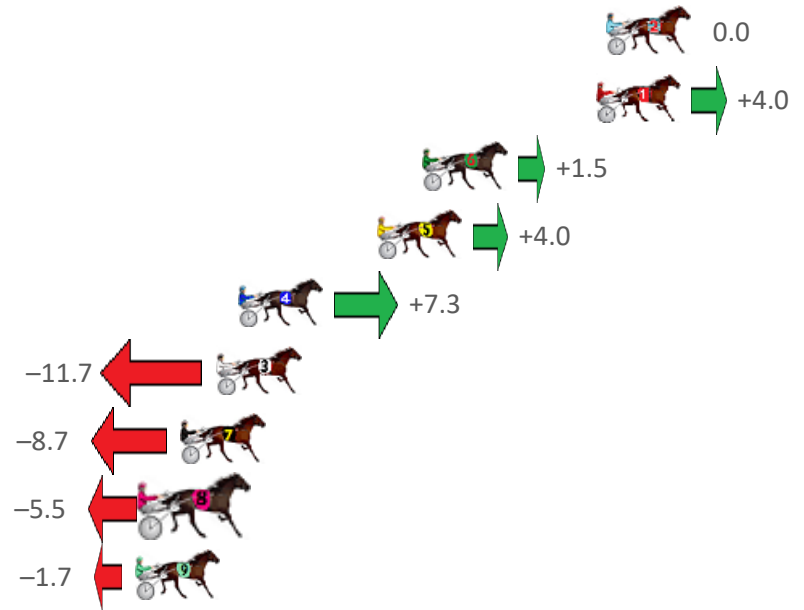
Marburg Race 5 Distance 1850m

Sunday, 3 September 2023

Gross Time: 2:17.50 MileRate: 1:59.60 LeadTime: 16.90s First Qtr: 31.20s Second Qtr: 30.80s Third Qtr: 29.40s Fourth Qtr: 29.20s

NoHorse	Plc	Mar	800 Posi	400 Posi	Time	3rd Qtr	4th Qtr
2 GETALOADATHISBRO	1	0.0m	0.0m (0)	0.0m (0)	2:17.50	29.40s	29.20s
1 BUKTHSYSTEM	2	0.4m	4.4m (0)	5.0m (0)	2:17.53	29.44s	28.87s
6 DOOLITTLE DOOZZIE	3	7.3m	8.8m (0)	8.8m (0)	2:18.06	29.40s	29.12s
5 BEEF CITY STARZZZ	4	9.1m	13.1m (0)	12.6m (0)	2:18.20	29.36s	28.98s
4 WESTERN SHOWGIR	5	14.6m	21.9m (1)	13.2m (1)	2:18.62	28.76s	29.36s
3 CHOCOLATE NORMA	6	15.5m	3.8m (1)	5.0m (1)	2:18.69	29.48s	30.03s
7 NIGHT NINJA	7	16.9m	8.2m (1)	9.3m (1)	2:18.79	29.48s	29.81s
8 VALLANI MAGIC	8	18.1m	12.6m (1)	5.0m (2)	2:18.89	28.84s	30.23s
9 AQUA CRUISER	9	18.7m	17.0m (1)	11.5m (2)	2:18.93	29.00s	29.79s

Finish Position and metres gained from 800m





PJ Harness Analyser

Sectional Analysis Software - Not just a formguide!

www.facebook.com/PJHarnessRacing



RISE Digital, Harness Racing Australia nor the provider accepts any responsibility for the completeness or accuracy of any of the information contained herein, and makes no representations about its suitability for any particular purpose. Users should make their own judgements about those matters and/or seek independent advice. You assume all risks associated with use of data provided on this page


Marburg Race 6 Distance 1850m

Sunday, 3 September 2023

Gross Time: 2:15.00 MileRate: 1:57.50 LeadTime: 16.60s First Qtr: 29.40s Second Qtr: 31.30s Third Qtr: 28.50s Fourth Qtr: 29.20s

NoHorse	Plc	Mar	800 Posi	400 Posi	Time	3rd Qtr	4th Qtr
2 MONGOLIAN CONQ	1	0.0m	0.0m (0)	0.0m (0)	2:15.00	28.50s	29.20s
9 MYNAMESEVAN	2	34.1m	18.6m (0)	26.8m (1)	2:17.61	29.10s	29.89s
1 OCEAN LANE	3	36.8m	5.1m (0)	11.7m (0)	2:17.82	28.98s	31.18s
6 CONVAIR HUSTLER	4	46.6m	9.6m (0)	19.5m (0)	2:18.57	29.22s	31.37s
8 GET ME OUTTA HERE	5	47.9m	23.2m (1)	27.9m (2)	2:18.67	28.86s	30.87s
7 MELTON INSULTED	6	53.0m	13.8m (1)	23.4m (2)	2:19.06	29.20s	31.58s
3 DEECEE ROCKIN	7	57.9m	9.6m (1)	22.3m (1)	2:19.43	29.42s	32.03s
4 ASTROPHILIA	8	66.5m	13.8m (0)	25.1m (0)	2:20.09	29.32s	32.49s
5 TORQUE ONETWOT	9	202.1m	122.5m (0)	134.1m (0)	2:30.48	29.44s	35.06s

Finish Position and metres gained from 800m





PJ Harness Analyser

Sectional Analysis Software - Not just a formguide!

www.facebook.com/PJHarnessRacing



RISE Digital, Harness Racing Australia nor the provider accepts any responsibility for the completeness or accuracy of any of the information contained herein, and makes no representations about its suitability for any particular purpose. Users should make their own judgements about those matters and/or seek independent advice. You assume all risks associated with use of data provided on this page

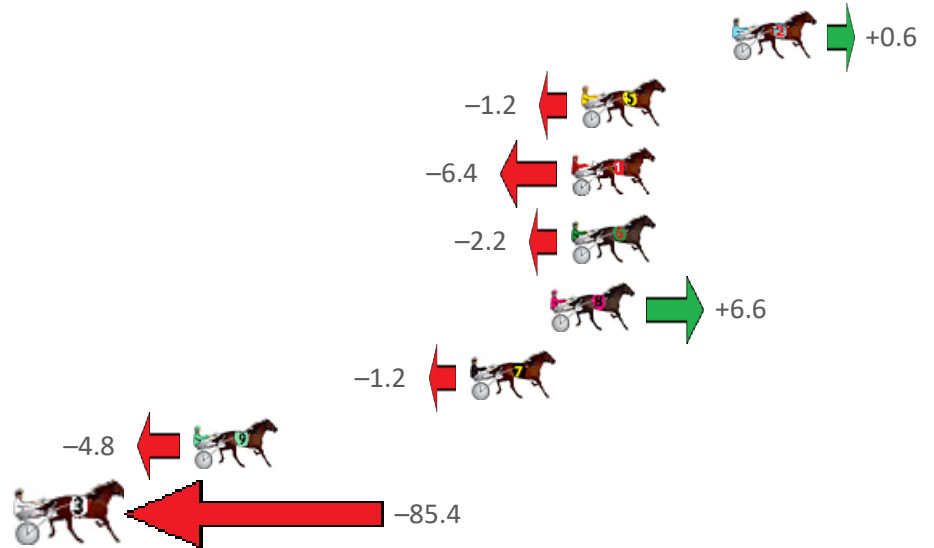
Marburg Race 7 Distance 1850m

Sunday, 3 September 2023

Gross Time: 2:17.50 MileRate: 1:59.60 LeadTime: 14.90s First Qtr: 32.50s Second Qtr: 31.50s Third Qtr: 29.10s Fourth Qtr: 29.50s

NoHorse	Plc	Mar	800 Posi	400 Posi	Time	3rd Qtr	4th Qtr
2 COPY WRITER	1	0.0m	0.6m (1)	2.0m (1)	2:17.50	29.20s	29.35s
5 MISS MIA	2	6.0m	4.8m (1)	6.0m (1)	2:17.96	29.19s	29.50s
1 ONE LAST ROLL	3	6.4m	0.0m (0)	0.0m (0)	2:17.99	29.10s	29.97s
6 TURBO TOMMY	3	6.4m	4.2m (0)	4.0m (0)	2:17.99	29.08s	29.68s
8 GELDOF	5	7.2m	13.8m (1)	11.8m (1)	2:18.06	28.96s	29.16s
7 ROYAL PRINCESS	6	10.4m	9.2m (1)	8.2m (0)	2:18.30	29.03s	29.66s
9 MAYWYN TROUBAD	7	21.4m	16.6m (2)	7.4m (2)	2:19.16	28.42s	30.53s
3 LINCOLN HART	8	235.4m	150.0m (0)	180.0m (0)	2:35.71	31.26s	33.56s

Finish Position and metres gained from 800m





PJ Harness Analyser

Sectional Analysis Software - Not just a formguide!

www.facebook.com/PJHarnessRacing



RISE Digital, Harness Racing Australia nor the provider accepts any responsibility for the completeness or accuracy of any of the information contained herein, and makes no representations about its suitability for any particular purpose. Users should make their own judgements about those matters and/or seek independent advice. You assume all risks associated with use of data provided on this page