

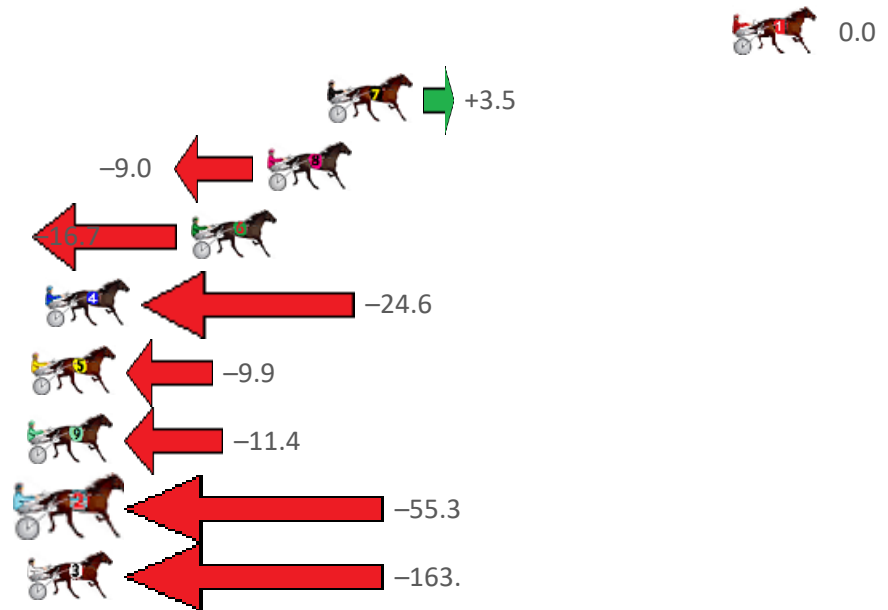
Marburg Race 1 Distance 1850m

Sunday, 5 November 2023

Gross Time: 2:19.80 MileRate: 2:01.60 LeadTime: 17.30s First Qtr: 29.80s Second Qtr: 30.90s Third Qtr: 30.40s Fourth Qtr: 31.40s

NoHorse	Plc	Mar	800 Posi	400 Posi	Time	3rd Qtr	4th Qtr
1 BEARS BEST	1	0.0m	0.0m (0)	0.0m (0)	2:19.80	30.40s	31.40s
7 ENZED FLYER	2	16.1m	19.6m (1)	13.5m (1)	2:21.12	29.96s	31.68s
8 SAFETOSAYIMFANCY	3	18.5m	9.5m (0)	10.4m (0)	2:21.32	30.48s	32.12s
6 COLLECTINGCARDLE	4	21.5m	4.8m (0)	4.7m (0)	2:21.56	30.40s	32.80s
4 WHOS TO BLAME	5	27.3m	2.7m (1)	4.7m (1)	2:22.04	30.56s	33.28s
5 ONYA BIKE BUDDY	6	27.9m	18.0m (0)	16.2m (0)	2:22.09	30.28s	32.45s
9 DUZZY FEELGOOD	7	35.8m	24.4m (1)	19.8m (2)	2:22.74	30.08s	32.82s
2 THEMOSTESS	8	70.7m	15.4m (2)	18.2m (1)	2:25.60	30.64s	35.80s
3 STONES	9	175.0m	11.1m (1)	29.7m (1)	2:34.16	31.84s	43.48s

Finish Position and metres gained from 800m





PJ Harness Analyser

Sectional Analysis Software - Not just a formguide!

www.facebook.com/PJHarnessRacing



RISE Digital, Harness Racing Australia nor the provider accepts any responsibility for the completeness or accuracy of any of the information contained herein, and makes no representations about its suitability for any particular purpose. Users should make their own judgements about those matters and/or seek independent advice. You assume all risks associated with use of data provided on this page

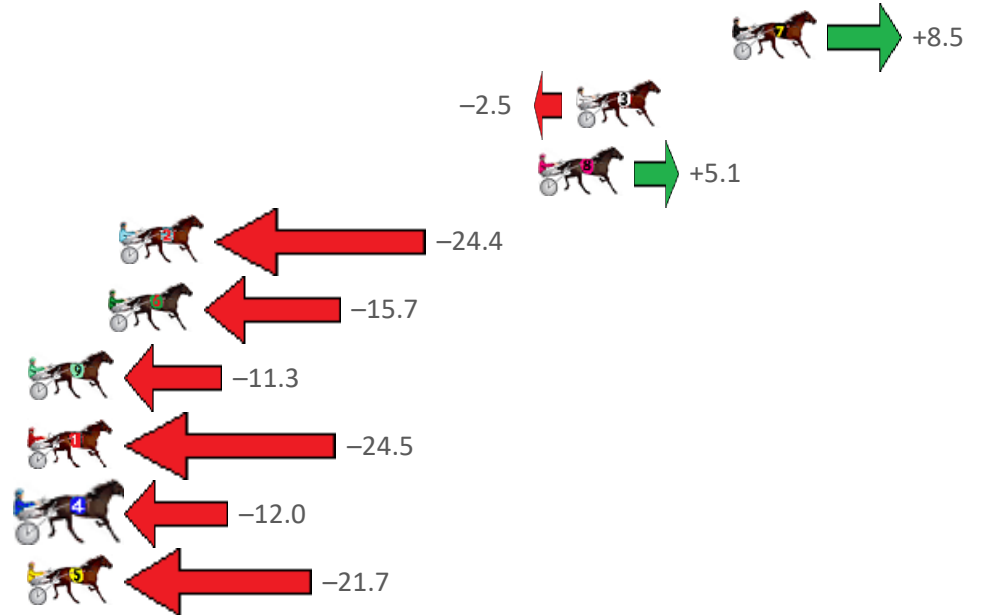
Marburg Race 2 Distance 1850m

Sunday, 5 November 2023

Gross Time: 2:20.40 MileRate: 2:02.20 LeadTime: 17.70s First Qtr: 30.80s Second Qtr: 32.30s Third Qtr: 30.20s Fourth Qtr: 29.40s

NoHorse	Plc	Mar	800 Posi	400 Posi	Time	3rd Qtr	4th Qtr
7 JUST ONE GOOD ON	1	0.0m	8.5m (1)	2.7m (2)	2:20.40	29.76s	29.20s
3 ALWAYS AT NIGHT	2	6.2m	3.7m (1)	0.0m (0)	2:20.88	29.92s	29.88s
8 DOC HARVEY	3	7.7m	12.8m (1)	5.4m (1)	2:20.99	29.64s	29.59s
2 WEDDING NIGHT	4	24.4m	0.0m (0)	7.0m (0)	2:22.28	30.72s	30.76s
6 TODAYS HERO	5	24.8m	9.1m (0)	13.0m (1)	2:22.31	30.48s	30.35s
9 CHANG	6	28.4m	17.1m (1)	9.7m (2)	2:22.59	29.64s	30.87s
1 DARTESIAN	7	29.3m	4.8m (0)	11.3m (0)	2:22.66	30.68s	30.82s
4 DONT YOUBE NAUG	8	33.9m	21.9m (1)	16.2m (2)	2:23.01	29.76s	30.81s
5 FRAME DRIVE	9	36.1m	14.4m (0)	17.8m (0)	2:23.18	30.44s	30.86s

Finish Position and metres gained from 800m



PJ Harness Analyser

Sectional Analysis Software - Not just a formguide!

www.facebook.com/PJHarnessRacing

RISE Digital, Harness Racing Australia nor the provider accepts any responsibility for the completeness or accuracy of any of the information contained herein, and makes no representations about its suitability for any particular purpose. Users should make their own judgements about those matters and/or seek independent advice. You assume all risks associated with use of data provided on this page


Marburg Race 3 Distance 1850m

Sunday, 5 November 2023

Gross Time: 2:20.40 MileRate: 2:02.20 LeadTime: 17.60s First Qtr: 30.50s Second Qtr: 33.70s Third Qtr: 29.10s Fourth Qtr: 29.50s

NoHorse	Plc	Mar	800 Posi	400 Posi	Time	3rd Qtr	4th Qtr
2 SHEZAMATERIALGIR	1	0.0m	0.0m (0)	0.0m (0)	2:20.40	29.10s	29.50s
8 STARS OF AMERICA	2	2.3m	16.0m (2)	3.3m (1)	2:20.58	28.18s	29.44s
4 KIWI ROYALTY	3	19.6m	7.5m (1)	12.6m (2)	2:21.92	29.48s	30.10s
9 GET ME OUTTA HERE	4	20.7m	20.5m (2)	8.8m (2)	2:22.00	28.26s	30.46s
6 TAKIDAH	5	24.8m	8.9m (0)	11.5m (0)	2:22.32	29.30s	30.58s
1 SINGER SNAP	6	25.4m	4.4m (0)	5.5m (0)	2:22.36	29.18s	31.06s
7 CHAKANA	7	28.8m	12.7m (1)	17.0m (1)	2:22.63	29.42s	30.49s
5 MONTANA ONE	8	52.9m	2.8m (1)	8.2m (1)	2:24.49	29.50s	32.99s
3 OUR ULTIMATE RUB	9	55.8m	35.4m (0)	37.1m (0)	2:24.72	29.24s	31.12s

Finish Position and metres gained from 800m





PJ Harness Analyser

Sectional Analysis Software - Not just a formguide!

www.facebook.com/PJHarnessRacing



RISE Digital, Harness Racing Australia nor the provider accepts any responsibility for the completeness or accuracy of any of the information contained herein, and makes no representations about its suitability for any particular purpose. Users should make their own judgements about those matters and/or seek independent advice. You assume all risks associated with use of data provided on this page

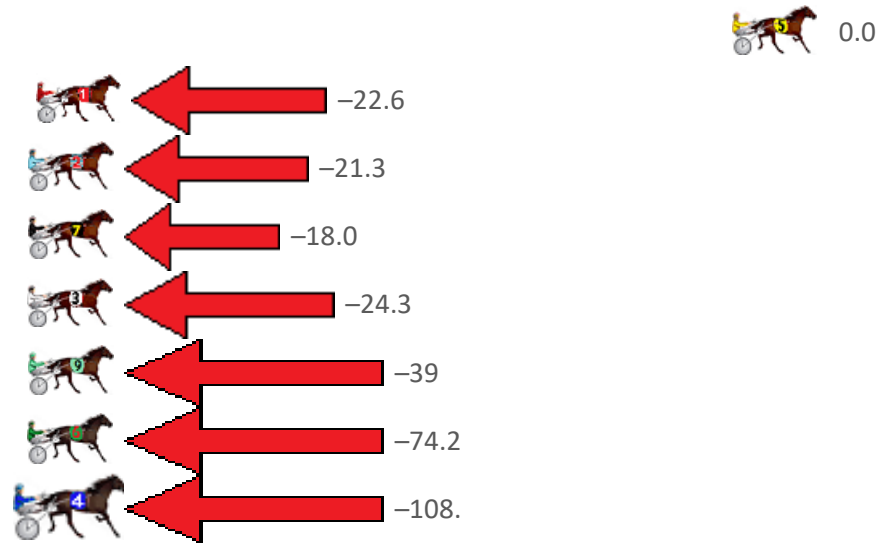
Marburg Race 4 Distance 2200m

Sunday, 5 November 2023

Gross Time: 2:54.20 MileRate: 2:05.70 LeadTime: 51.10s First Qtr: 32.30s Second Qtr: 32.00s Third Qtr: 28.60s Fourth Qtr: 30.20s

NoHorse	Plc	Mar	800 Posi	400 Posi	Time	3rd Qtr	4th Qtr
5 NATTY PAGGER	1	0.0m	0.0m (0)	0.0m (0)	2:54.20	28.60s	30.20s
1 MIRA SATURN	2	27.7m	5.1m (0)	12.6m (0)	2:56.39	29.16s	31.47s
2 THE EMULATOR	3	30.9m	9.6m (0)	17.5m (0)	2:56.64	29.20s	31.36s
7 KING OF THE NORTH	4	32.4m	14.4m (1)	29.6m (1)	2:56.76	29.74s	30.60s
3 BUN IN THE OVEN	5	34.2m	9.9m (1)	16.4m (1)	2:56.90	29.10s	31.70s
9 ALADDIN SANE	6	43.4m	5.1m (1)	11.5m (1)	2:57.63	29.08s	32.79s
6 ITSALLANDOVER	7	88.3m	14.1m (0)	38.3m (0)	3:01.18	30.40s	34.38s
4 JAY ROWE	8	283.6m	175.5m (0)	188.0m (0)	3:16.63	29.86s	38.89s

Finish Position and metres gained from 800m





PJ Harness Analyser

Sectional Analysis Software - Not just a formguide!

www.facebook.com/PJHarnessRacing



RISE Digital, Harness Racing Australia nor the provider accepts any responsibility for the completeness or accuracy of any of the information contained herein, and makes no representations about its suitability for any particular purpose. Users should make their own judgements about those matters and/or seek independent advice. You assume all risks associated with use of data provided on this page

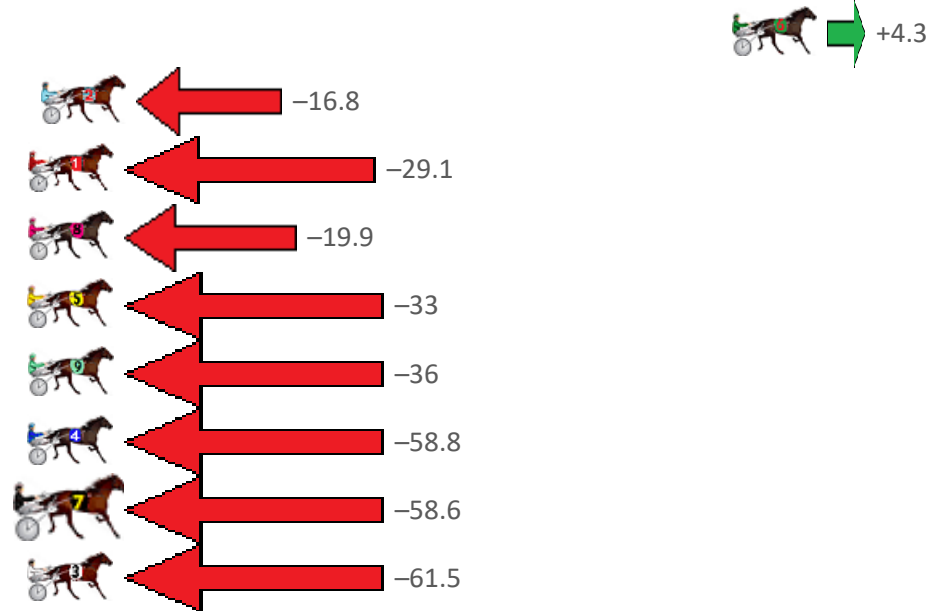
Marburg Race 5 Distance 1850m

Sunday, 5 November 2023

Gross Time: 2:17.30 MileRate: 1:59.40 LeadTime: 17.50s First Qtr: 29.40s Second Qtr: 30.90s Third Qtr: 30.00s Fourth Qtr: 29.50s

NoHorse	Plc	Mar	800 Posi	400 Posi	Time	3rd Qtr	4th Qtr
6 NIGHT NINJA	1	0.0m	4.3m (0)	0.0m (1)	2:17.30	29.68s	29.50s
2 FRIDAY THIRTEENTH	2	27.5m	10.7m (0)	11.4m (0)	2:19.43	30.04s	30.79s
1 GAME KEEPER	3	29.1m	0.0m (0)	0.6m (0)	2:19.55	30.04s	31.71s
8 CAPTAIN OH CAPTAIN	4	32.8m	12.9m (2)	10.8m (2)	2:19.84	29.84s	31.24s
5 DESTINY BLUES	5	48.0m	15.6m (0)	19.5m (0)	2:21.01	30.28s	31.77s
9 CIRCLE LINE	6	53.0m	17.2m (1)	21.6m (2)	2:21.40	30.32s	32.00s
4 ZED EXPRESS	7	62.6m	3.8m (1)	14.1m (1)	2:22.14	30.76s	33.30s
7 LORD DENZEL	8	67.2m	8.6m (1)	18.9m (1)	2:22.50	30.76s	33.30s
3 KEAYANG SPONGE B	9	142.8m	81.3m (0)	94.7m (0)	2:28.34	30.94s	33.54s

Finish Position and metres gained from 800m





PJ Harness Analyser

Sectional Analysis Software - Not just a formguide!

www.facebook.com/PJHarnessRacing



RISE Digital, Harness Racing Australia nor the provider accepts any responsibility for the completeness or accuracy of any of the information contained herein, and makes no representations about its suitability for any particular purpose. Users should make their own judgements about those matters and/or seek independent advice. You assume all risks associated with use of data provided on this page

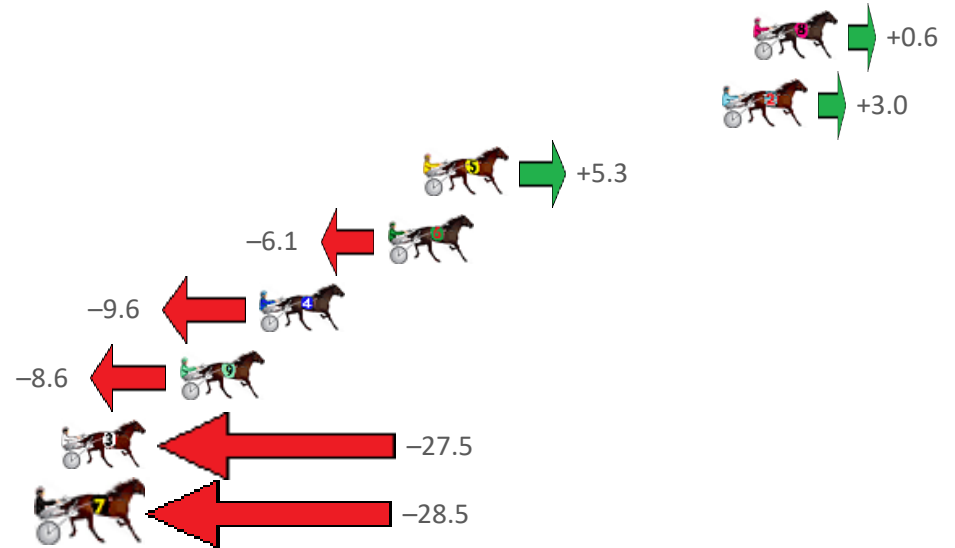
Marburg Race 6 Distance 1850m

Sunday, 5 November 2023

Gross Time: 2:21.40 MileRate: 2:03.00 LeadTime: 18.20s First Qtr: 32.20s Second Qtr: 30.90s Third Qtr: 29.40s Fourth Qtr: 30.70s

NoHorse	Plc	Mar	800 Posi	400 Posi	Time	3rd Qtr	4th Qtr
8 RANCHO MAN	1	0.0m	0.6m (1)	0.0m (1)	2:21.40	29.36s	30.70s
2 MISS PAU	2	1.2m	4.2m (0)	5.0m (1)	2:21.50	29.47s	30.41s
5 MY ULTIMATE HEST	3	13.1m	18.4m (1)	14.4m (3)	2:22.45	29.10s	30.60s
6 BABY GINNIE	4	14.5m	8.4m (0)	9.4m (1)	2:22.56	29.47s	31.09s
4 TAPTHEKEG	5	19.6m	10.0m (1)	11.8m (0)	2:22.97	29.52s	31.30s
9 WHATA CHALLENGE	6	22.8m	14.2m (1)	11.2m (2)	2:23.23	29.16s	31.59s
3 DOWNTOWN MANH	7	27.5m	0.0m (0)	0.0m (0)	2:23.61	29.36s	32.80s
7 DALLAS COWGIRL	8	34.5m	6.0m (1)	14.4m (1)	2:24.17	30.00s	32.23s

Finish Position and metres gained from 800m





PJ Harness Analyser

Sectional Analysis Software - Not just a formguide!

www.facebook.com/PJHarnessRacing



RISE Digital, Harness Racing Australia nor the provider accepts any responsibility for the completeness or accuracy of any of the information contained herein, and makes no representations about its suitability for any particular purpose. Users should make their own judgements about those matters and/or seek independent advice. You assume all risks associated with use of data provided on this page

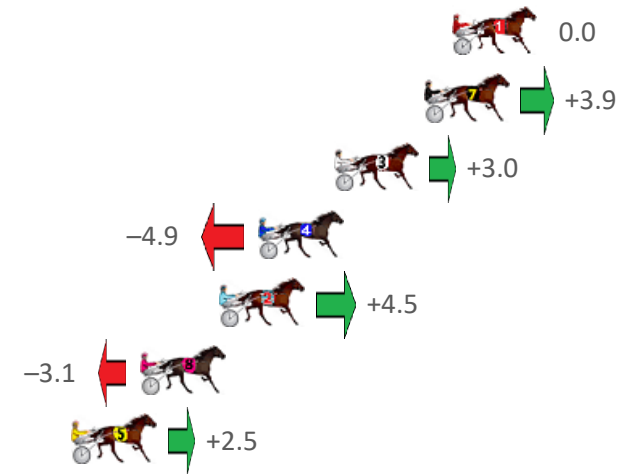
Marburg Race 7 Distance 1850m

Sunday, 5 November 2023

Gross Time: 2:16.60 MileRate: 1:58.80 LeadTime: 16.80s First Qtr: 29.20s Second Qtr: 30.90s Third Qtr: 29.30s Fourth Qtr: 30.40s

NoHorse	Plc	Mar	800 Posi	400 Posi	Time	3rd Qtr	4th Qtr
1 MALINJANG	1	0.0m	0.0m (0)	0.0m (0)	2:16.60	29.30s	30.40s
7 BRIAN CHRISTOPHER	2	1.1m	5.0m (0)	4.9m (0)	2:16.69	29.30s	30.13s
3 MORESCO	3	4.7m	7.7m (1)	7.6m (1)	2:16.97	29.30s	30.21s
4 GLENLEDI COMMAN	4	7.7m	2.8m (1)	2.7m (1)	2:17.21	29.30s	30.81s
2 SHADYS CULLECT	5	9.2m	13.7m (1)	11.3m (1)	2:17.33	29.14s	30.29s
8 RIVERLEIGH JEFF	6	12.4m	9.3m (0)	9.7m (0)	2:17.59	29.34s	30.67s
5 ROLLYARRRZ	7	15.1m	17.6m (0)	15.1m (2)	2:17.80	29.14s	30.48s

Finish Position and metres gained from 800m





PJ Harness Analyser

Sectional Analysis Software - Not just a formguide!

www.facebook.com/PJHarnessRacing



RISE Digital, Harness Racing Australia nor the provider accepts any responsibility for the completeness or accuracy of any of the information contained herein, and makes no representations about its suitability for any particular purpose. Users should make their own judgements about those matters and/or seek independent advice. You assume all risks associated with use of data provided on this page

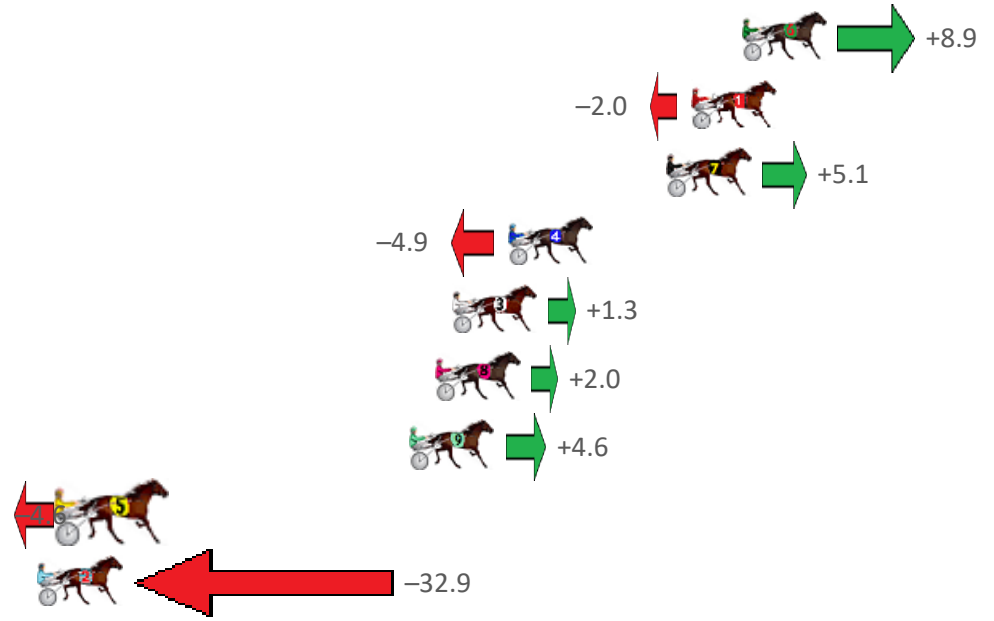
Marburg Race 8 Distance 1850m

Sunday, 5 November 2023

Gross Time: 2:19.20 MileRate: 2:01.00 LeadTime: 17.70s First Qtr: 30.80s Second Qtr: 32.40s Third Qtr: 29.00s Fourth Qtr: 29.30s

NoHorse	Plc	Mar	800 Posi	400 Posi	Time	3rd Qtr	4th Qtr
6 ROCKNROLL MAX	1	0.0m	8.9m (0)	7.7m (2)	2:19.20	28.92s	28.74s
1 AQUA CRUISER	2	2.0m	0.0m (0)	0.0m (0)	2:19.35	29.00s	29.45s
7 CHANCELESS CENTU	3	3.0m	8.1m (1)	2.2m (2)	2:19.43	28.58s	29.37s
4 FILLY THIRTEEN	4	9.3m	4.4m (0)	5.0m (0)	2:19.91	29.04s	29.65s
3 SHADYS DELIGHT	5	11.5m	12.8m (1)	8.8m (3)	2:20.08	28.72s	29.54s
8 OCEAN LANE	6	12.2m	14.2m (0)	9.1m (0)	2:20.14	28.64s	29.58s
9 MYNAMESEVAN	7	13.2m	17.8m (1)	12.7m (3)	2:20.21	28.64s	29.39s
5 SCHEU CREEK	8	26.8m	22.2m (1)	13.3m (1)	2:21.26	28.36s	30.40s
2 HURRIKANE KING	9	36.8m	3.9m (1)	5.0m (1)	2:22.03	29.08s	31.77s

Finish Position and metres gained from 800m





PJ Harness Analyser

Sectional Analysis Software - Not just a formguide!

www.facebook.com/PJHarnessRacing



RISE Digital, Harness Racing Australia nor the provider accepts any responsibility for the completeness or accuracy of any of the information contained herein, and makes no representations about its suitability for any particular purpose. Users should make their own judgements about those matters and/or seek independent advice. You assume all risks associated with use of data provided on this page

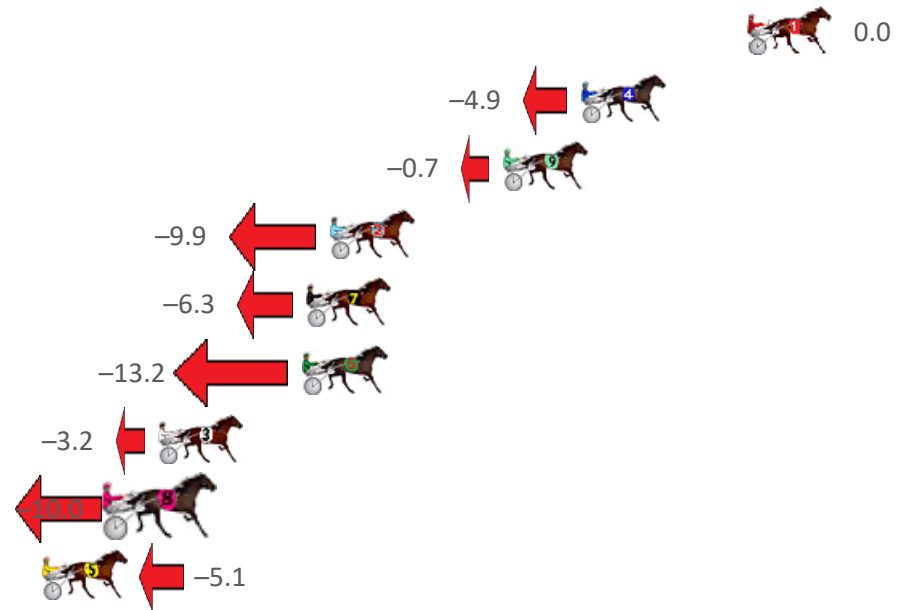
Marburg Race 9 Distance 1850m

Sunday, 5 November 2023

Gross Time: 2:18.00 MileRate: 2:00.00 LeadTime: 17.00s First Qtr: 30.30s Second Qtr: 32.00s Third Qtr: 28.70s Fourth Qtr: 30.00s

NoHorse	Plc	Mar	800 Posi	400 Posi	Time	3rd Qtr	4th Qtr
1 HEADWIN	1	0.0m	0.0m (0)	0.0m (0)	2:18.00	28.70s	30.00s
4 ONE LAST ROLL	2	6.6m	1.7m (1)	2.8m (1)	2:18.52	28.78s	30.32s
9 FRANCO NATHAN	3	9.7m	9.0m (0)	9.1m (0)	2:18.76	28.72s	30.10s
2 BLISSFULDAY	4	16.6m	6.7m (1)	7.7m (1)	2:19.30	28.78s	30.74s
7 TRALEE MAXIE	5	17.5m	11.2m (1)	12.6m (1)	2:19.38	28.82s	30.46s
6 WHERE'S OUR MONE	6	17.7m	4.5m (0)	4.4m (0)	2:19.39	28.70s	31.07s
3 KULANI COURAGE	7	23.4m	20.2m (1)	17.6m (0)	2:19.84	28.54s	30.56s
8 SAILALONG SINBAD	8	25.1m	15.1m (1)	17.0m (1)	2:19.97	28.86s	30.73s
5 TWENTYNINE TWELV	9	29.2m	24.1m (2)	21.9m (1)	2:20.29	28.58s	30.69s

Finish Position and metres gained from 800m





PJ Harness Analyser

Sectional Analysis Software - Not just a formguide!

www.facebook.com/PJHarnessRacing



RISE Digital, Harness Racing Australia nor the provider accepts any responsibility for the completeness or accuracy of any of the information contained herein, and makes no representations about its suitability for any particular purpose. Users should make their own judgements about those matters and/or seek independent advice. You assume all risks associated with use of data provided on this page