

# Marburg Race 1 Distance 1850m

Sunday, 9 June 2024




Gross Time: 2:18.20 MileRate: 2:00.30 LeadTime: 16.40s First Qtr: 31.70s Second Qtr: 30.30s Third Qtr: 28.70s Fourth Qtr: 31.10s

DATA TABLE: 800 / 400 Posi's are position from leader and (how wide the horse was at that position)

No	Horse	Plc	Mar	800 Posi	400 Posi	Time	3rd Qtr	4th Qt
1	DOTELDO	1	0.0m	0.0m (0)	0.0m (0)	2:18.20	28.70s	31.10s
9	LET ME AT IT	2	20.3m	19.1m (2)	16.7m (2)	2:19.85	28.58s	31.51s
7	PEEJAY MACK	3	26.5m	5.6m (0)	16.2m (0)	2:20.35	29.50s	32.05s
2	MELTON SCHLEGER	4	30.1m	14.0m (1)	24.8m (1)	2:20.65	29.54s	31.71s
6	ICANANDIWILL	5	34.3m	11.2m (0)	22.1m (0)	2:20.99	29.54s	32.25s
5	TAKEN BY SURPRISE	6	42.1m	24.1m (1)	29.1m (1)	2:21.62	29.14s	32.36s
3	SPORTS MODE	7	42.3m	10.1m (1)	19.4m (1)	2:21.64	29.42s	33.10s
8	POETIC REASON	8	44.0m	18.0m (0)	31.8m (0)	2:21.78	29.78s	32.32s
4	BETTY WINKLE	9	109.6m	63.9m (1)	72.7m (1)	2:27.11	29.54s	34.61s

## Finish Position and metres gained

First Arrow shows distance gain/loss from 2nd Qtr to 3rd Qtr, Second Arrow shows distance gain/loss from 3rd Qtr to Finish  
Blue arrow indicates best gain in the quarters.



# Marburg Race 2 Distance 1850m

Sunday, 9 June 2024




Gross Time: 2:19.40 MileRate: 2:01.30 LeadTime: 16.70s First Qtr: 31.10s Second Qtr: 31.00s Third Qtr: 29.40s Fourth Qtr: 31.20s

DATA TABLE: 800 / 400 Posi's are position from leader and (how wide the horse was at that position)

No	Horse	Plc	Mar	800 Posi	400 Posi	Time	3rd Qtr	4th Qt
8	PUNTERS JEWEL	1	0.0m	6.6m (1)	5.9m (1)	2:19.40	29.36s	30.76s
7	SHES CLASSY	2	7.6m	0.0m (0)	0.0m (0)	2:20.02	29.40s	31.82s
6	TROUPER JUJON	3	14.1m	2.7m (1)	1.1m (1)	2:20.55	29.28s	32.27s
3	BAHAMAS MISS	4	32.7m	19.2m (1)	17.5m (2)	2:22.07	29.32s	32.55s
9	TUFFY	5	47.3m	12.1m (1)	15.9m (1)	2:23.26	29.72s	33.86s
1	TRUSTFULL	6	49.4m	17.5m (0)	23.4m (1)	2:23.43	29.88s	33.47s
5	LEFT TO ROCKNROLL	7	50.9m	27.9m (0)	30.8m (1)	2:23.55	29.68s	33.03s
4	MONTANA ONE	8	53.7m	6.0m (0)	16.5m (0)	2:23.78	30.20s	34.34s
2	SLIP OF COLADA	9	71.9m	11.0m (0)	26.0m (0)	2:25.26	30.56s	35.10s

## Finish Position and metres gained

First Arrow shows distance gain/loss from 2nd Qtr to 3rd Qtr, Second Arrow shows distance gain/loss from 3rd Qtr to Finish  
Blue arrow indicates best gain in these quarters.



# Marburg Race 3 Distance 1850m

Sunday, 9 June 2024



Gross Time: 2:21.20 MileRate: 2:02.80 LeadTime: 16.70s First Qtr: 32.50s Second Qtr: 31.50s Third Qtr: 29.50s Fourth Qtr: 31.00s

DATA TABLE: 800 / 400 Posi's are position from leader and (how wide the horse was at that position)

No	Horse	Plc	Mar	800 Posi	400 Posi	Time	3rd Qtr	4th Qt
9	GET ME OUTTA HERE	1	0.0m	21.8m (2)	0.0m (0)	2:21.20	27.90s	31.00s
4	TODAYS HERO	2	6.8m	0.0m (0)	5.3m (0)	2:21.75	29.90s	31.15s
8	THIS YANKEE ROCKS	3	9.5m	19.1m (1)	16.0m (2)	2:21.97	29.30s	30.57s
6	DOC HARVEY	4	10.6m	9.8m (0)	12.8m (0)	2:22.06	29.74s	30.90s
3	TAKIDAH	5	11.8m	4.9m (0)	9.6m (1)	2:22.16	29.86s	31.24s
1	ALWAYS AT NIGHT	6	22.5m	5.5m (1)	13.8m (1)	2:23.02	30.14s	31.78s
7	WHATA CHALLENGE	7	30.2m	14.7m (1)	22.3m (1)	2:23.65	30.10s	31.77s
5	DESTINY BLUES	8	30.3m	28.9m (1)	27.7m (0)	2:23.66	29.46s	31.38s
2	LEAPING LEO	9	37.4m	10.4m (1)	19.7m (0)	2:24.23	30.22s	32.55s

## Finish Position and metres gained

First Arrow shows distance gain/loss from 2nd Qtr to 3rd Qtr, Second Arrow shows distance gain/loss from 3rd Qtr to Finish  
Blue arrow indicates best gain in these quarters.



Visual positions in race at 2nd Quarter

800



Visual positions in race at 3rd Quarter

400



# Marburg Race 4 Distance 1850m

Sunday, 9 June 2024


Gross Time: 2:20.70 MileRate: 2:02.40 LeadTime: 16.70s First Qtr: 31.60s Second Qtr: 32.60s Third Qtr: 30.20s Fourth Qtr: 29.60s

DATA TABLE: 800 / 400 Posi's are position from leader and (how wide the horse was at that position)

NoHorse	Plc	Mar	800 Posi	400 Posi	Time	3rd Qtr	4th Qt
8 NIGHT NINJA	1	0.0m	0.0m (0)	0.0m (0)	2:20.70	30.20s	29.60s
6 CHARLEVOIX	2	1.7m	4.8m (0)	3.8m (0)	2:20.83	30.12s	29.45s
9 NOTTA LOUCZAR	3	8.3m	9.1m (0)	9.2m (0)	2:21.34	30.20s	29.56s
4 CALCULATED RISK	4	16.4m	13.3m (0)	14.0m (0)	2:21.97	30.24s	29.83s
1 MOLLIDOR	5	19.7m	3.2m (1)	3.2m (1)	2:22.23	30.20s	30.89s
3 OUTER CHANGE	6	25.5m	7.5m (1)	8.1m (1)	2:22.68	30.24s	30.98s
7 THE BLUE WREN	7	28.9m	23.5m (1)	21.5m (1)	2:22.94	30.04s	30.24s
2 SPORTY AZZ	8	31.0m	16.5m (1)	16.7m (1)	2:23.11	30.20s	30.77s
5 MARKSMAN	9	46.7m	12.3m (1)	12.7m (1)	2:24.32	30.22s	32.28s

## Finish Position and metres gained

First Arrow shows distance gain/loss from 2nd Qtr to 3rd Qtr, Second Arrow shows distance gain/loss from 3rd Qtr to Finish  
Blue arrow indicates best gain in these quarters.



800

Visual positions in race at 2nd Quarter



400

Visual positions in race at 3rd Quarter



# Marburg Race 5 Distance 1850m




Sunday, 9 June 2024

Gross Time: 2:18.20 MileRate: 2:00.20 LeadTime: 16.70s First Qtr: 31.50s Second Qtr: 31.10s Third Qtr: 29.00s Fourth Qtr: 29.90s

DATA TABLE: 800 / 400 Posi's are position from leader and (how wide the horse was at that position)

NoHorse	Plc	Mar	800 Posi	400 Posi	Time	3rd Qtr	4th Qt
1 RANCHO MAN	1	0.0m	0.0m (0)	0.0m (0)	2:18.20	29.00s	29.90s
6 MAYWYN A JUG ORTWO	2	8.8m	5.6m (0)	6.0m (0)	2:18.89	29.04s	30.15s
8 TEACHERS PET	3	18.9m	15.5m (0)	16.4m (0)	2:19.68	29.08s	30.18s
5 OLLIE ONE SHOT	4	19.6m	7.8m (1)	7.1m (1)	2:19.74	28.96s	30.92s
7 FUNNILY ENOUGH	5	25.0m	10.8m (0)	12.0m (0)	2:20.16	29.10s	30.98s
9 MILLIEWOOD	6	26.9m	22.2m (1)	13.1m (2)	2:20.31	28.36s	31.05s
4 AUNTY FRANCES	7	38.2m	12.8m (1)	13.7m (1)	2:21.19	29.08s	31.89s
3 MACH TORQUE	8	39.1m	17.8m (1)	19.1m (1)	2:21.26	29.12s	31.56s
2 WESTRAY	9	133.9m	78.5m (0)	88.5m (0)	2:28.69	29.82s	33.91s

## Finish Position and metres gained



# Marburg Race 6 Distance 1850m

Sunday, 9 June 2024


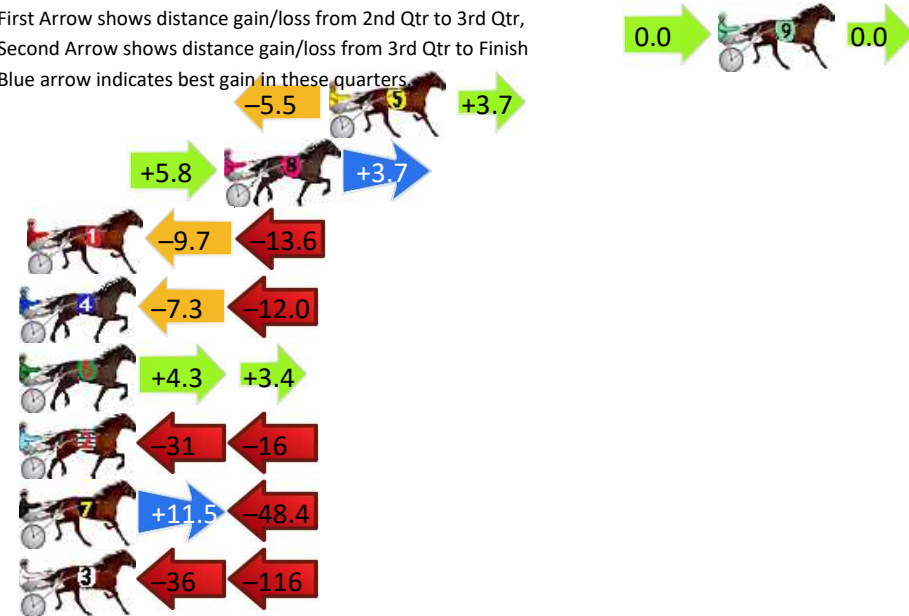
Gross Time: 2:20.00 MileRate: 2:01.70 LeadTime: 16.30s First Qtr: 31.30s Second Qtr: 30.80s Third Qtr: 29.10s Fourth Qtr: 32.50s

DATA TABLE: 800 / 400 Posi's are position from leader and (how wide the horse was at that position)

No	Horse	Plc	Mar	800 Posi	400 Posi	Time	3rd Qtr	4th Qt
9	MAFFIOSO GIRL	1	0.0m	0.0m (0)	0.0m (0)	2:20.00	29.10s	32.50s
5	FRAME DRIVE	2	15.6m	13.8m (0)	19.3m (2)	2:21.32	29.58s	32.34s
8	SHADYS DELIGHT	3	19.8m	29.3m (1)	23.5m (2)	2:21.68	28.78s	32.38s
1	SARIE MARAIS	4	27.7m	4.4m (0)	14.1m (0)	2:22.35	29.86s	33.77s
4	SHAKATIE	5	28.2m	8.9m (0)	16.2m (1)	2:22.39	29.70s	33.65s
6	COULD IT BE ME	6	41.0m	48.7m (0)	44.4m (1)	2:23.48	28.98s	32.58s
2	CHANG	7	69.5m	23.8m (0)	54.3m (0)	2:25.89	31.54s	34.23s
7	PABLOS ART	8	94.4m	57.5m (0)	46.0m (0)	2:28.00	28.46s	36.98s
3	SINGER SNAP	9	180.1m	29.3m (0)	64.3m (0)	2:35.27	31.90s	42.85s

## Finish Position and metres gained

First Arrow shows distance gain/loss from 2nd Qtr to 3rd Qtr, Second Arrow shows distance gain/loss from 3rd Qtr to Finish  
Blue arrow indicates best gain in these quarters



# Marburg Race 7 Distance 1850m

Sunday, 9 June 2024

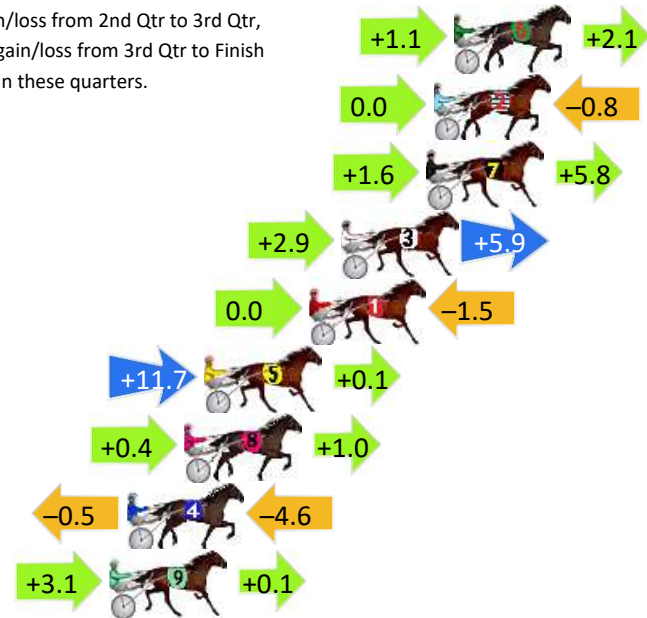
Gross Time: 2:19.10 MileRate: 2:01.00 LeadTime: 16.10s First Qtr: 30.30s Second Qtr: 32.40s Third Qtr: 30.30s Fourth Qtr: 30.00s

DATA TABLE: 800 / 400 Posi's are position from leader and (how wide the horse was at that position)

No	Horse	Plc	Mar	800 Posi	400 Posi	Time	3rd Qtr	4th Qt
6	ANYONEWILLDO	1	0.0m	3.2m (1)	2.1m (1)	2:19.10	30.22s	29.84s
2	THE GROGMOTHER	2	0.8m	0.0m (0)	0.0m (0)	2:19.16	30.30s	30.06s
7	ONE LAST ROLL	3	1.1m	8.5m (0)	6.9m (1)	2:19.19	30.18s	29.57s
3	IDEAL TIGER	4	4.5m	13.3m (0)	10.4m (0)	2:19.45	30.08s	29.57s
1	KISS ON THE BEACH	5	5.8m	4.3m (0)	4.3m (0)	2:19.56	30.30s	30.14s
5	WESTERN SHOWGIRL	6	10.0m	21.8m (1)	10.1m (3)	2:19.89	29.42s	30.03s
8	VANITY BAY	7	10.8m	12.2m (1)	11.8m (1)	2:19.95	30.26s	29.97s
4	GELDOF	8	13.1m	8.0m (1)	8.5m (2)	2:20.13	30.34s	30.39s
9	SUBTLE CHAY	9	13.8m	17.0m (1)	13.9m (2)	2:20.18	30.06s	30.04s

## Finish Position and metres gained

First Arrow shows distance gain/loss from 2nd Qtr to 3rd Qtr, Second Arrow shows distance gain/loss from 3rd Qtr to Finish  
Blue arrow indicates best gain in these quarters.



800

Visual positions in race at 2nd Quarter



400

Visual positions in race at 3rd Quarter



# Marburg Race 8 Distance 1850m




Sunday, 9 June 2024

Gross Time: 2:17.50 MileRate: 1:59.60 LeadTime: 15.90s First Qtr: 30.70s Second Qtr: 31.10s Third Qtr: 29.80s Fourth Qtr: 30.00s

DATA TABLE: 800 / 400 Posi's are position from leader and (how wide the horse was at that position)

No	Horse	Plc	Mar	800 Posi	400 Posi	Time	3rd Qtr	4th Qt
1	WHOSTOLEMYPIGEON	1	0.0m	0.0m (0)	0.0m (0)	2:17.50	29.80s	30.00s
2	MY GIRL MANDY	2	12.8m	13.5m (1)	8.1m (2)	2:18.51	29.40s	30.41s
7	CRIME TIME	3	13.8m	4.3m (1)	2.7m (1)	2:18.58	29.68s	30.88s
6	BALBOA SHANNON	4	17.4m	4.3m (0)	3.8m (0)	2:18.87	29.76s	31.09s
9	TRALEE MAXIE	5	17.6m	9.2m (0)	8.1m (0)	2:18.88	29.72s	30.78s
5	HEADWIN	6	18.7m	17.8m (1)	11.8m (0)	2:18.97	29.36s	30.59s
3	TINSEL TIARA	7	100.4m	9.2m (1)	10.8m (1)	2:25.39	29.92s	37.09s
8	FOXI FIVE	8	130.4m	74.8m (0)	86.4m (0)	2:27.75	30.68s	33.83s

## Finish Position and metres gained





# Marburg Race 9 Distance 2200m

Sunday, 9 June 2024


Gross Time: 2:47.90 MileRate: 2:02.80 LeadTime: 46.10s First Qtr: 31.80s Second Qtr: 30.70s Third Qtr: 29.00s Fourth Qtr: 30.30s

DATA TABLE: 800 / 400 Posi's are position from leader and (how wide the horse was at that position)

No	Horse	Plc	Mar	800 Posi	400 Posi	Time	3rd Qtr	4th Qt
1	TAYLORS FOUR	1	0.0m	0.0m (0)	0.0m (0)	2:47.90	29.00s	30.30s
7	BRIAN CHRISTOPHER	2	2.3m	4.7m (0)	4.9m (0)	2:48.08	29.02s	30.12s
5	FORGIVE ME	3	3.5m	9.2m (2)	1.6m (2)	2:48.18	28.46s	30.46s
8	BOSCH	4	9.8m	11.1m (1)	10.3m (3)	2:48.68	28.96s	30.32s
2	MONGOLIAN CONQUEROR	5	10.6m	6.9m (1)	9.2m (1)	2:48.74	29.18s	30.46s
3	ARTISTIC SAINT	6	15.1m	2.2m (1)	4.4m (1)	2:49.10	29.16s	31.18s
4	WOODLEA DIEGO	7	15.3m	13.9m (2)	8.1m (2)	2:49.11	28.60s	30.91s
9	JILLIBY PANDA	8	22.7m	9.4m (0)	11.4m (0)	2:49.70	29.16s	31.26s
6	ACE LOMBO	9	284.2m	14.4m (0)	98.2m (0)	3:10.44	35.20s	45.60s

## Finish Position and metres gained

First Arrow shows distance gain/loss from 2nd Qtr to 3rd Qtr, Second Arrow shows distance gain/loss from 3rd Qtr to Finish Blue arrow indicates best gain in these quarters.



800

Visual positions in race at 2nd Quarter



400

Visual positions in race at 3rd Quarter

