

# Marburg Race 1 Distance 1850m

Sunday, 13 April 2025



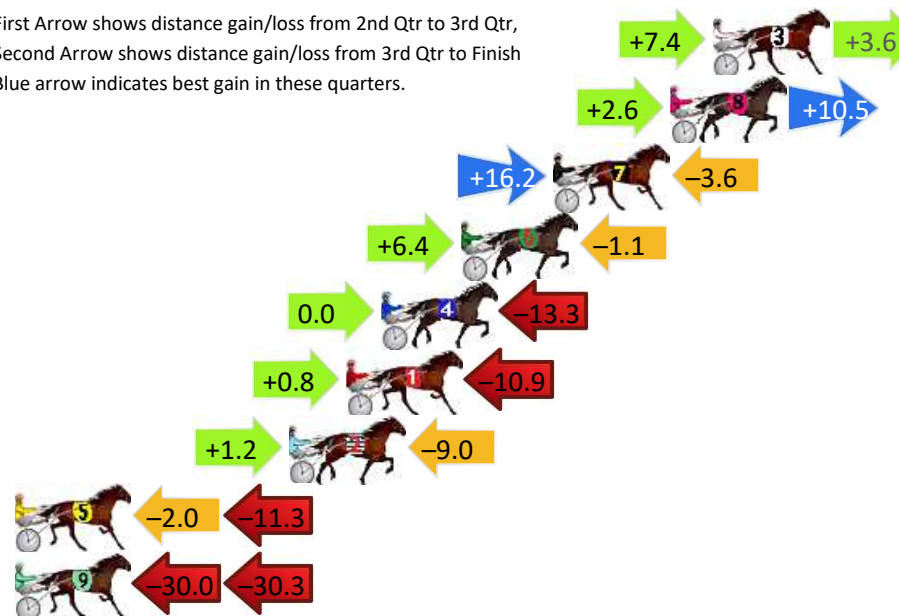
Gross Time: 2:20.20 MileRate: 2:02.00 LeadTime: 16.40s First Qtr: 29.20s Second Qtr: 31.50s Third Qtr: 31.20s Fourth Qtr: 31.90s

DATA TABLE: 800 / 400 Posi's are position from leader and (how wide the horse was at that position)

No	Horse	Plc	Mar	800 Posi	400 Posi	Time	3rd Qtr	4th Qt
3	Jadez	1	0.0m	11.0m (1)	3.6m (1)	2:20.20	30.62s	31.61s
8	Laneys Last	2	1.7m	14.8m (0)	12.2m (0)	2:20.34	31.01s	31.07s
7	Gleneagle Hunter	3	6.4m	19.0m (2)	2.8m (2)	2:20.73	29.93s	32.19s
6	Black Gemstone	4	10.1m	15.4m (1)	9.0m (1)	2:21.04	30.70s	31.99s
4	Cant Be Helped	5	13.3m	0.0m (0)	0.0m (0)	2:21.31	31.19s	32.95s
1	Sooty Under Fire	6	14.7m	4.6m (0)	3.8m (0)	2:21.42	31.13s	32.76s
2	Allshecanbe	7	17.0m	9.2m (0)	8.0m (0)	2:21.62	31.10s	32.61s
5	Giraffa	8	53.3m	40.0m (0)	42.0m (0)	2:24.64	31.35s	32.80s
9	Animore	9	180.3m	120.0m (0)	150.0m (0)	2:35.22	33.53s	34.30s

## Finish Position and metres gained

First Arrow shows distance gain/loss from 2nd Qtr to 3rd Qtr,  
Second Arrow shows distance gain/loss from 3rd Qtr to Finish  
Blue arrow indicates best gain in these quarters.



# Marburg Race 2 Distance 2200m

Sunday, 13 April 2025




Gross Time: 2:51.50 MileRate: 2:05.50 LeadTime: 51.20s First Qtr: 30.10s Second Qtr: 29.20s Third Qtr: 29.40s Fourth Qtr: 31.60s

DATA TABLE: 800 / 400 Posi's are position from leader and (how wide the horse was at that position)

No	Horse	Plc	Mar	800 Posi	400 Posi	Time	3rd Qtr	4th Qt
9	Doc Harvey	1	0.0m	10.2m (1)	7.4m (3)	2:51.50	29.21s	31.02s
4	My Ultimate Rudi	2	2.2m	12.0m (0)	7.4m (0)	2:51.68	29.07s	31.19s
5	Yella	3	4.1m	0.0m (1)	0.0m (1)	2:51.84	29.39s	31.92s
7	Could It Be Me	4	4.1m	6.0m (0)	4.6m (1)	2:51.84	29.30s	31.56s
8	Captain Oh Captain	5	9.3m	22.0m (0)	13.2m (1)	2:52.27	28.74s	31.29s
3	Batman Bart	6	10.1m	26.4m (0)	19.6m (0)	2:52.33	28.91s	30.85s
2	Ideal Tiger	7	10.2m	1.4m (0)	1.0m (0)	2:52.34	29.34s	32.32s
6	Rocknroll Da Gama	8	15.6m	5.8m (1)	7.4m (2)	2:52.79	29.50s	32.24s
1	Western Action	9	49.4m	48.0m (0)	40.0m (0)	2:55.58	28.77s	32.34s

## Finish Position and metres gained

First Arrow shows distance gain/loss from 2nd Qtr to 3rd Qtr,  
Second Arrow shows distance gain/loss from 3rd Qtr to Finish  
Blue arrow indicates best gain in these quarters.



# Marburg Race 3 Distance 1850m

Sunday, 13 April 2025

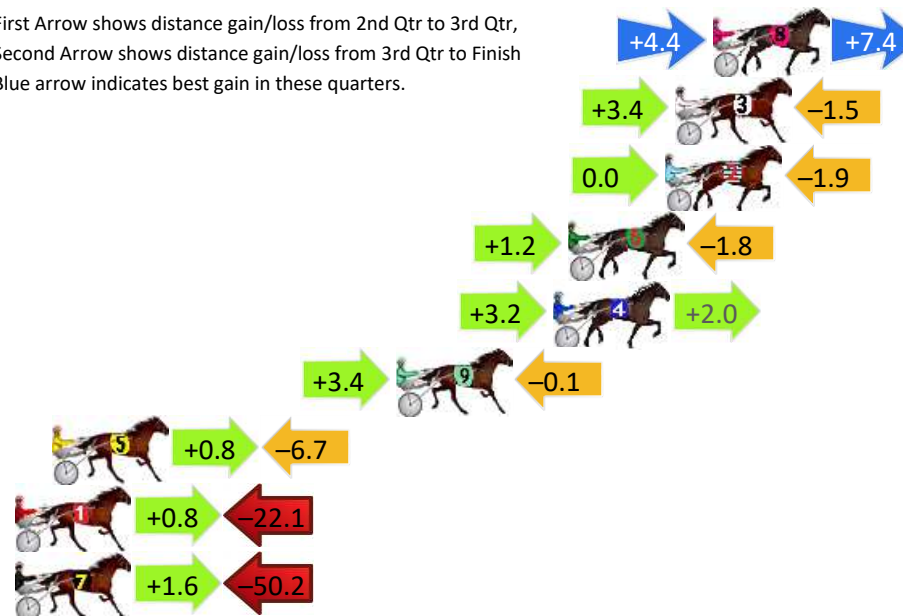
Gross Time: 2:16.60 MileRate: 1:58.90 LeadTime: 16.70s First Qtr: 29.10s Second Qtr: 30.20s Third Qtr: 29.50s Fourth Qtr: 31.10s

DATA TABLE: 800 / 400 Posi's are position from leader and (how wide the horse was at that position)

NoHorse	Plc	Mar	800 Posi	400 Posi	Time	3rd Qtr	4th Qt
8 Aqua Cruiser	1	0.0m	11.8m (1)	7.4m (2)	2:16.60	29.18s	30.53s
3 Subtle Chay	2	1.5m	3.4m (1)	0.0m (1)	2:16.72	29.24s	31.22s
2 Stormboy Star	3	1.9m	0.0m (0)	0.0m (0)	2:16.75	29.50s	31.25s
6 Sporty Azz	4	5.8m	5.2m (0)	4.0m (0)	2:17.07	29.41s	31.24s
4 October Racketeer	5	6.4m	11.6m (0)	8.4m (0)	2:17.12	29.26s	30.95s
9 Rollonx	6	12.7m	16.0m (1)	12.6m (2)	2:17.63	29.24s	31.11s
5 Copy Writer	7	26.5m	20.6m (1)	19.8m (1)	2:18.75	29.43s	31.62s
1 Convair Hustler	8	45.3m	24.0m (0)	23.2m (0)	2:20.28	29.40s	32.81s
7 Tulhurst Smoocher	9	56.2m	7.6m (1)	6.0m (1)	2:21.17	29.28s	34.98s


## Finish Position and metres gained

First Arrow shows distance gain/loss from 2nd Qtr to 3rd Qtr, Second Arrow shows distance gain/loss from 3rd Qtr to Finish Blue arrow indicates best gain in these quarters.



800

Visual positions in race at 2nd Quarter



400

Visual positions in race at 3rd Quarter



Powered by



Harness Analyser

Sectional Analysis Software

Not just form | Free Trial

[www.facebook.com/PJHarnessRacing](http://www.facebook.com/PJHarnessRacing)



RISE Digital, Harness Racing Australia nor the provider accepts any responsibility for the completeness or accuracy of any of the information contained herein, and makes no representations about its suitability for any particular purpose. Users should make their own judgements about those matters and/or seek independent advice. You assume all risks associated with use of data provided on this page

# Marburg Race 4 Distance 2200m

Sunday, 13 April 2025

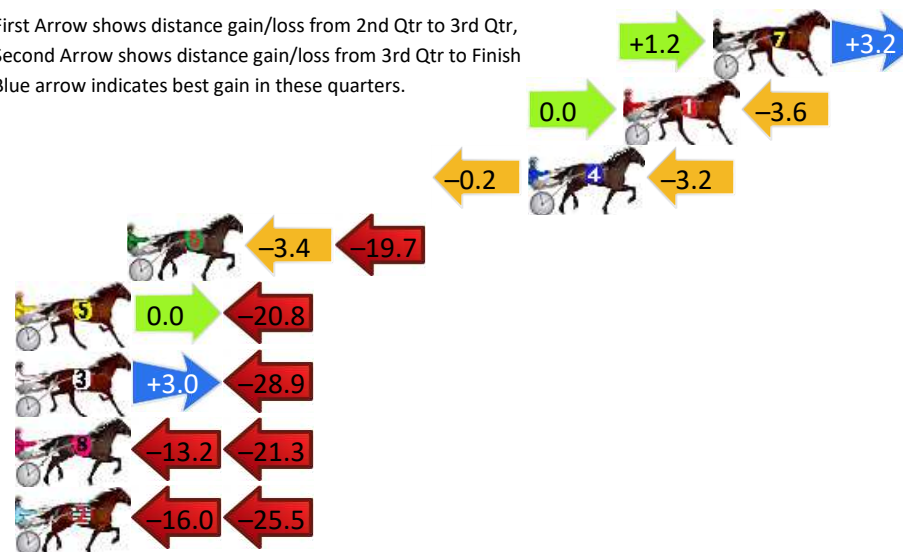
Gross Time: 2:45.50 MileRate: 2:01.10 LeadTime: 44.80s First Qtr: 30.90s Second Qtr: 30.70s Third Qtr: 29.50s Fourth Qtr: 29.60s

DATA TABLE: 800 / 400 Posi's are position from leader and (how wide the horse was at that position)

NoHorse	Plc	Mar	800 Posi	400 Posi	Time	3rd Qtr	4th Qt
7 Daggy Lamb	1	0.0m	4.4m (1)	3.2m (2)	2:45.50	29.41s	29.36s
1 Party Changer	2	3.6m	0.0m (0)	0.0m (0)	2:45.78	29.50s	29.86s
4 Torque In Control	3	7.4m	4.0m (0)	4.2m (0)	2:46.07	29.51s	29.84s
6 Major Slip Up	4	23.5m	0.4m (1)	3.8m (1)	2:47.32	29.75s	31.05s
5 Artful Master	5	29.2m	8.4m (1)	8.4m (2)	2:47.77	29.50s	31.13s
3 The Mighty Mondo	6	41.3m	15.4m (0)	12.4m (0)	2:48.70	29.28s	31.73s
8 Gracena	7	57.3m	22.8m (0)	36.0m (0)	2:49.95	30.47s	31.17s
2 Unit Forty One	8	70.5m	29.0m (0)	45.0m (0)	2:50.97	30.67s	31.48s


## Finish Position and metres gained

First Arrow shows distance gain/loss from 2nd Qtr to 3rd Qtr, Second Arrow shows distance gain/loss from 3rd Qtr to Finish Blue arrow indicates best gain in these quarters.



Visual positions in race at 2nd Quarter

800



Visual positions in race at 3rd Quarter

400



Powered by



Harness Analyser

Sectional Analysis Software

Not just form | Free Trial

[www.facebook.com/PJHarnessRacing](http://www.facebook.com/PJHarnessRacing)



RISE Digital, Harness Racing Australia nor the provider accepts any responsibility for the completeness or accuracy of any of the information contained herein, and makes no representations about its suitability for any particular purpose. Users should make their own judgements about those matters and/or seek independent advice. You assume all risks associated with use of data provided on this page



# Marburg Race 5 Distance 1850m

Sunday, 13 April 2025

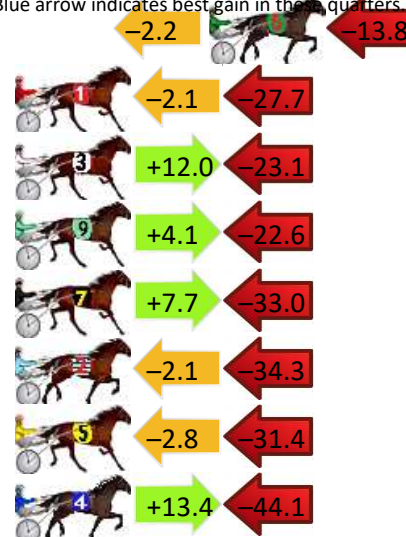
Gross Time: 2:16.80 MileRate: 1:59.00 LeadTime: 16.20s First Qtr: 28.10s Second Qtr: 31.60s Third Qtr: 30.80s Fourth Qtr: 30.10s

DATA TABLE: 800 / 400 Posi's are position from leader and (how wide the horse was at that position)


NoHorse	Plc	Mar	800 Posi	400 Posi	Time	3rd Qtr	4th Qt
8 Jimmy Bling	1	0.0m	17.2m (1)	0.0m (3)	2:16.80	29.48s	30.10s
6 Knockawarwon	2	20.2m	4.2m (0)	6.4m (0)	2:18.39	30.96s	31.21s
1 Estival	3	29.8m	0.0m (0)	2.1m (0)	2:19.15	30.96s	32.29s
3 Gotta Dream	4	33.1m	22.0m (1)	10.0m (1)	2:19.41	29.88s	31.95s
9 Rainbow Gambler	5	36.3m	17.8m (0)	13.7m (1)	2:19.66	30.48s	31.92s
7 Tarifa Girl	6	37.8m	12.5m (1)	4.8m (2)	2:19.78	30.20s	32.72s
2 Altana Blue	7	38.0m	1.6m (1)	3.7m (1)	2:19.80	30.96s	32.82s
5 Scrubby	8	43.6m	9.4m (0)	12.2m (0)	2:20.24	31.00s	32.62s
4 Hawke Eye	9	56.8m	26.1m (2)	12.7m (2)	2:21.28	29.76s	33.62s

## Finish Position and metres gained

First Arrow shows distance gain/loss from 2nd Qtr to 3rd Qtr,  
Second Arrow shows distance gain/loss from 3rd Qtr to Finish  
Blue arrow indicates best gain in the 3 quarters



Visual positions in race at 2nd Quarter



Visual positions in race at 3rd Quarter

# Marburg Race 6 Distance 2200m

Sunday, 13 April 2025


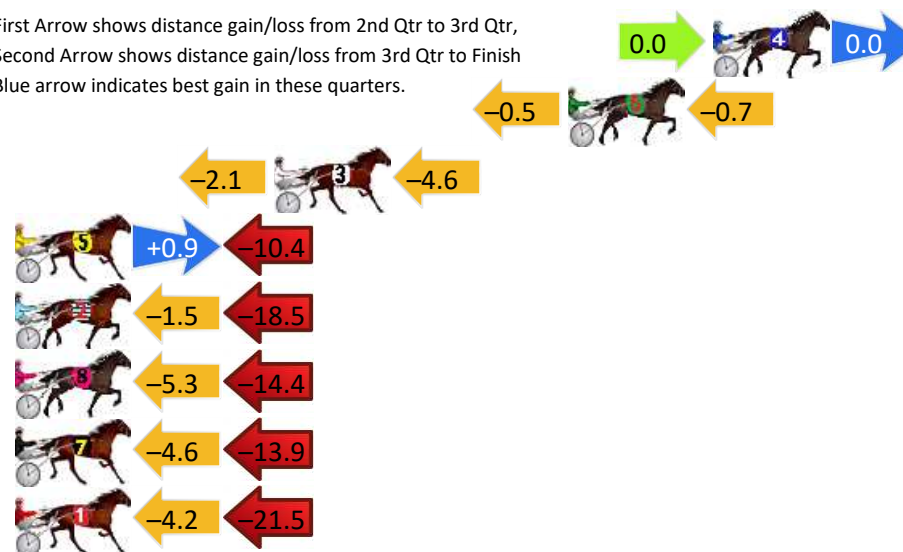
Gross Time: 2:41.60 MileRate: 1:58.20 LeadTime: 45.80s First Qtr: 30.00s Second Qtr: 28.90s Third Qtr: 28.00s Fourth Qtr: 28.90s

DATA TABLE: 800 / 400 Posi's are position from leader and (how wide the horse was at that position)

NoHorse	Plc	Mar	800 Posi	400 Posi	Time	3rd Qtr	4th Qt
4 Bonnies Cam	1	0.0m	0.0m (0)	0.0m (0)	2:41.60	28.00s	28.90s
6 Little Bolt	2	5.8m	4.6m (0)	5.1m (0)	2:42.04	28.04s	28.98s
3 Letterkenny Boy	3	17.6m	10.9m (0)	13.0m (0)	2:42.93	28.16s	29.31s
5 Maywyn Troubadour	4	30.8m	21.3m (1)	20.4m (0)	2:43.94	27.96s	29.80s
2 Mighty Jolt	5	35.5m	15.5m (1)	17.0m (1)	2:44.29	28.12s	30.39s
8 The Tiger Army	6	46.1m	26.4m (1)	31.7m (1)	2:45.10	28.40s	30.16s
7 Littlelioneljames	7	47.8m	29.3m (0)	33.9m (0)	2:45.23	28.36s	30.13s
1 Glenledi Boy	8	49.8m	24.1m (0)	28.3m (0)	2:45.38	28.32s	30.68s

## Finish Position and metres gained

First Arrow shows distance gain/loss from 2nd Qtr to 3rd Qtr,  
Second Arrow shows distance gain/loss from 3rd Qtr to Finish  
Blue arrow indicates best gain in these quarters.



Visual positions in race at 2nd Quarter



Visual positions in race at 3rd Quarter



# Marburg Race 7 Distance 1850m

Sunday, 13 April 2025

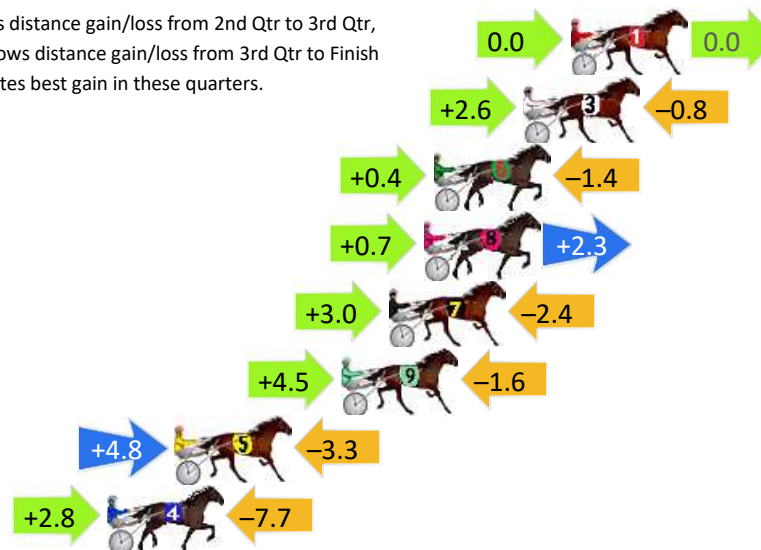
Gross Time: 2:21.50 MileRate: 2:03.10 LeadTime: 16.70s First Qtr: 32.60s Second Qtr: 33.20s Third Qtr: 30.60s Fourth Qtr: 28.40s

DATA TABLE: 800 / 400 Posi's are position from leader and (how wide the horse was at that position)

No	Horse	Plc	Mar	800 Posi	400 Posi	Time	3rd Qtr	4th Qt
1	La Sabina	1	0.0m	0.0m (0)	0.0m (0)	2:21.50	30.60s	28.40s
3	Isla And Addie	2	1.9m	3.7m (1)	1.1m (1)	2:21.64	30.40s	28.46s
6	Highly Respected	3	5.5m	4.5m (0)	4.1m (0)	2:21.91	30.56s	28.51s
8	Artistic Saint	4	5.9m	8.9m (0)	8.2m (0)	2:21.94	30.52s	28.24s
7	Geldof	5	7.3m	7.9m (1)	4.9m (2)	2:22.04	30.36s	28.58s
9	Sporting Tristar	6	9.2m	12.1m (1)	7.6m (3)	2:22.19	30.24s	28.53s
5	Jakki Mun	7	15.9m	17.4m (1)	12.6m (2)	2:22.69	30.20s	28.67s
4	Hurrikane Jewels	8	18.6m	13.7m (0)	10.9m (1)	2:22.89	30.36s	28.99s

## Finish Position and metres gained

First Arrow shows distance gain/loss from 2nd Qtr to 3rd Qtr,  
Second Arrow shows distance gain/loss from 3rd Qtr to Finish  
Blue arrow indicates best gain in these quarters.



800

Visual positions in race at 2nd Quarter



400

Visual positions in race at 3rd Quarter



Powered by



Harness Analyser

Sectional Analysis Software

Not just form | Free Trial

[www.facebook.com/PJHarnessRacing](http://www.facebook.com/PJHarnessRacing)



RISE Digital, Harness Racing Australia nor the provider accepts any responsibility for the completeness or accuracy of any of the information contained herein, and makes no representations about its suitability for any particular purpose. Users should make their own judgements about those matters and/or seek independent advice. You assume all risks associated with use of data provided on this page

# Marburg Race 8 Distance 2200m

Sunday, 13 April 2025

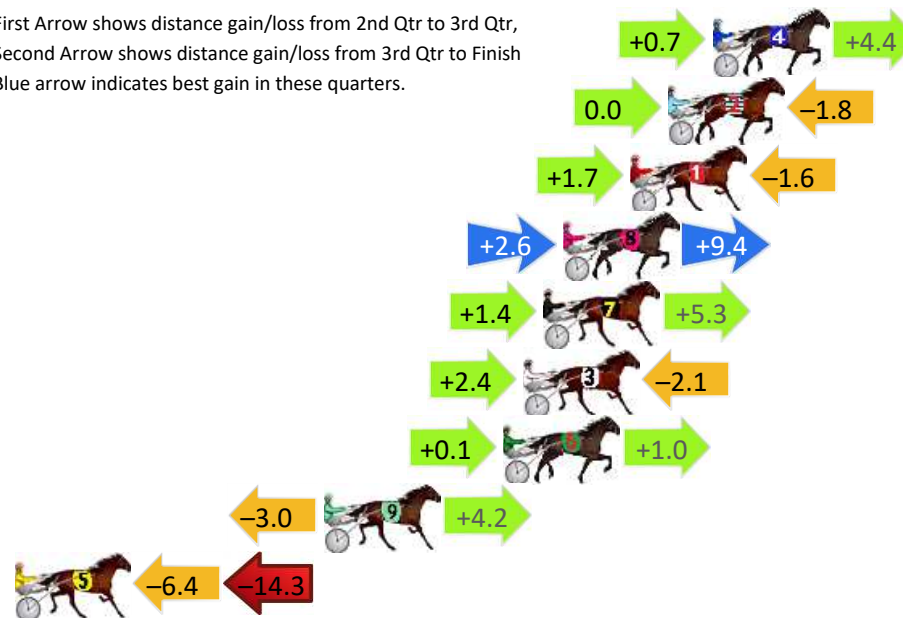
Gross Time: 2:47.50 MileRate: 2:02.50 LeadTime: 48.30s First Qtr: 30.60s Second Qtr: 30.20s Third Qtr: 28.70s Fourth Qtr: 29.70s

DATA TABLE: 800 / 400 Posi's are position from leader and (how wide the horse was at that position)

NoHorse	Plc	Mar	800 Posi	400 Posi	Time	3rd Qtr	4th Qt
4 Lydias Art	1	0.0m	5.1m (0)	4.4m (0)	2:47.50	28.66s	29.38s
2 Beau Steele	2	1.8m	0.0m (0)	0.0m (0)	2:47.64	28.70s	29.84s
1 The Casual Goose	3	3.3m	3.4m (1)	1.7m (1)	2:47.76	28.58s	29.84s
8 One Last Roll	4	6.0m	18.0m (0)	15.4m (0)	2:47.97	28.54s	29.05s
7 The Harris Hawk	5	6.8m	13.5m (0)	12.1m (1)	2:48.03	28.62s	29.35s
3 Keayang Tara	6	7.6m	7.9m (1)	5.5m (1)	2:48.09	28.54s	29.89s
6 Doolittle Doozzie	7	8.4m	9.5m (0)	9.4m (0)	2:48.15	28.70s	29.67s
9 Shadys Delight	8	15.6m	16.8m (1)	19.8m (2)	2:48.71	28.94s	29.47s
5 Typhoon Torque	9	32.5m	11.8m (1)	18.2m (1)	2:50.03	29.18s	30.91s

## Finish Position and metres gained

First Arrow shows distance gain/loss from 2nd Qtr to 3rd Qtr, Second Arrow shows distance gain/loss from 3rd Qtr to Finish Blue arrow indicates best gain in these quarters.



800

Visual positions in race at 2nd Quarter



400

Visual positions in race at 3rd Quarter



Powered by



Harness Analyser

Sectional Analysis Software

Not just form | Free Trial

[www.facebook.com/PJHarnessRacing](http://www.facebook.com/PJHarnessRacing)



RISE Digital, Harness Racing Australia nor the provider accepts any responsibility for the completeness or accuracy of any of the information contained herein, and makes no representations about its suitability for any particular purpose. Users should make their own judgements about those matters and/or seek independent advice. You assume all risks associated with use of data provided on this page



# Marburg Race 9 Distance 2200m

Sunday, 13 April 2025

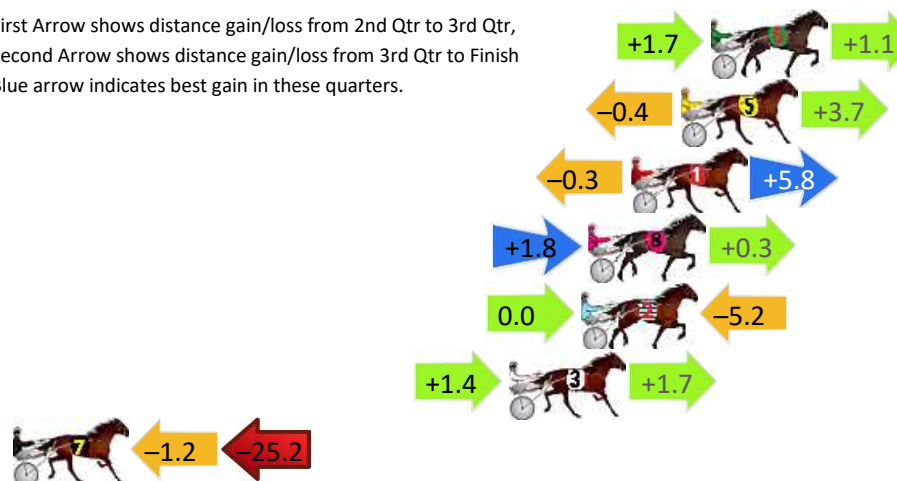
Gross Time: 2:43.30 MileRate: 1:59.50 LeadTime: 46.70s First Qtr: 28.80s Second Qtr: 28.90s Third Qtr: 28.80s Fourth Qtr: 30.10s

DATA TABLE: 800 / 400 Posi's are position from leader and (how wide the horse was at that position)

NoHorse	Plc	Mar	800 Posi	400 Posi	Time	3rd Qtr	4th Qt
6 Betting Origin	1	0.0m	2.8m (1)	1.1m (1)	2:43.30	28.68s	30.02s
5 Monsieur Delacour	2	1.2m	4.5m (0)	4.9m (0)	2:43.39	28.84s	29.83s
1 Windy Hill Wally	3	3.2m	8.7m (0)	9.0m (1)	2:43.55	28.84s	29.69s
8 Madrigal	4	4.9m	7.0m (1)	5.2m (1)	2:43.69	28.68s	30.11s
2 Misty Creek	5	5.2m	0.0m (0)	0.0m (0)	2:43.71	28.80s	30.51s
3 Cosmic Flyer	6	8.1m	11.2m (1)	9.8m (2)	2:43.94	28.72s	30.02s
7 King Of Trumps	7	44.3m	17.9m (1)	19.1m (0)	2:46.79	28.92s	32.19s

## Finish Position and metres gained

First Arrow shows distance gain/loss from 2nd Qtr to 3rd Qtr,  
Second Arrow shows distance gain/loss from 3rd Qtr to Finish  
Blue arrow indicates best gain in these quarters.



800

Visual positions in race at 2nd Quarter



400

Visual positions in race at 3rd Quarter



Powered by



Harness Analyser

Sectional Analysis Software

Not just form | Free Trial

[www.facebook.com/PJHarnessRacing](http://www.facebook.com/PJHarnessRacing)



RISE Digital, Harness Racing Australia nor the provider accepts any responsibility for the completeness or accuracy of any of the information contained herein, and makes no representations about its suitability for any particular purpose. Users should make their own judgements about those matters and/or seek independent advice. You assume all risks associated with use of data provided on this page