

Marburg Race 1 Distance 1850m

Sunday, 20 April 2025


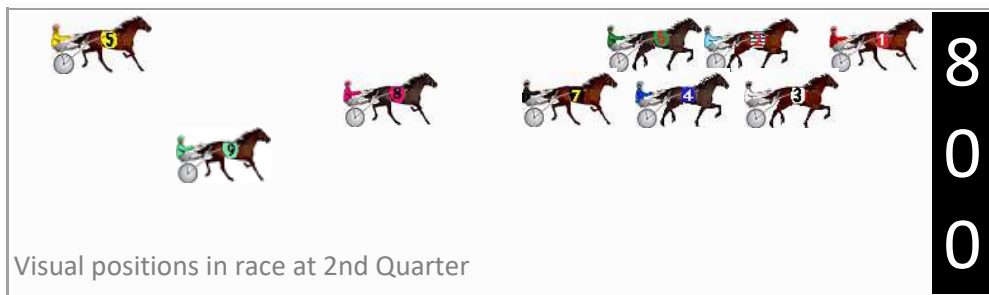
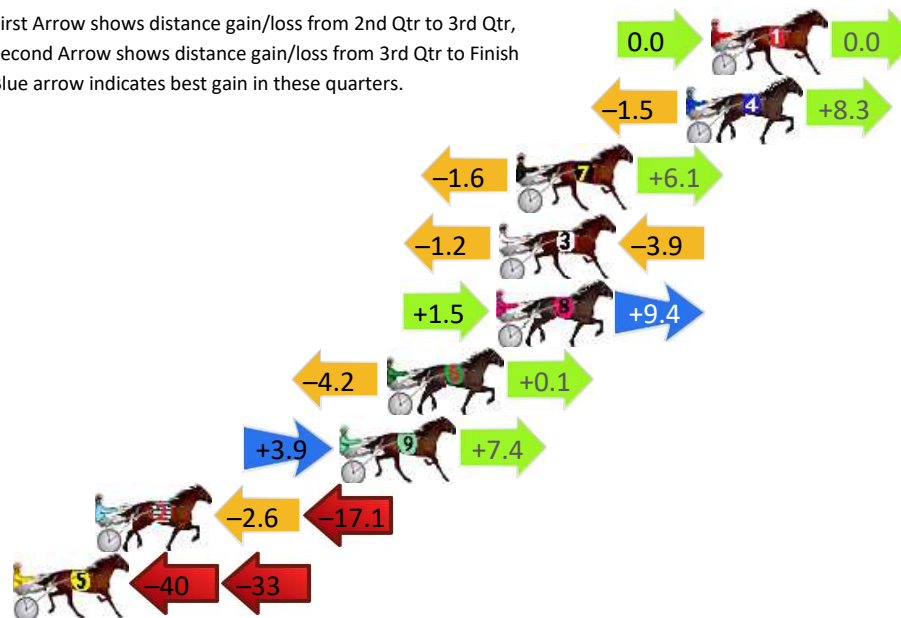
Gross Time: 2:20.80 MileRate: 2:02.50 LeadTime: 16.90s First Qtr: 32.40s Second Qtr: 32.40s Third Qtr: 28.90s Fourth Qtr: 30.20s

DATA TABLE: 800 / 400 Posi's are position from leader and (how wide the horse was at that position)

No	Horse	Plc	Mar	800 Posi	400 Posi	Time	3rd Qtr	4th Qt
1	Allshecanbe	1	0.0m	0.0m (0)	0.0m (0)	2:20.80	28.90s	30.20s
4	Cant Be Helped	2	1.0m	7.8m (1)	9.3m (1)	2:20.88	29.02s	29.60s
7	Keayang Lacey	3	7.8m	12.3m (1)	13.9m (1)	2:21.42	29.04s	29.80s
3	Threoeight	4	8.5m	3.4m (1)	4.6m (1)	2:21.47	29.00s	30.53s
8	Sooty Under Fire	5	8.6m	19.5m (1)	18.0m (1)	2:21.48	28.82s	29.56s
6	Laneys Last	6	13.0m	8.9m (0)	13.1m (0)	2:21.83	29.22s	30.27s
9	Gleneagle Hunter	7	14.9m	26.2m (2)	22.3m (1)	2:21.98	28.66s	29.74s
2	Sweet Charmer	8	24.7m	5.0m (0)	7.6m (0)	2:22.75	29.10s	31.59s
5	Our Little Banjo	9	103.2m	31.2m (0)	70.3m (0)	2:28.96	31.82s	33.20s

Finish Position and metres gained

First Arrow shows distance gain/loss from 2nd Qtr to 3rd Qtr,
Second Arrow shows distance gain/loss from 3rd Qtr to Finish
Blue arrow indicates best gain in these quarters.



Marburg Race 2 Distance 1850m

Sunday, 20 April 2025


Gross Time: 2:18.70 MileRate: 2:00.60 LeadTime: 16.40s First Qtr: 30.90s Second Qtr: 31.30s Third Qtr: 29.20s Fourth Qtr: 30.90s

DATA TABLE: 800 / 400 Posi's are position from leader and (how wide the horse was at that position)

No	Horse	Plc	Mar	800 Posi	400 Posi	Time	3rd Qtr	4th Qt
1	Doolittle Days	1	0.0m	0.0m (0)	0.0m (0)	2:18.70	29.20s	30.90s
7	The Blingster	2	0.1m	8.8m (0)	8.3m (0)	2:18.71	29.18s	30.29s
6	Mollidor	3	2.1m	4.4m (0)	4.3m (0)	2:18.87	29.20s	30.75s
5	Convair Hustler	4	5.6m	18.2m (1)	9.1m (2)	2:19.15	28.56s	30.67s
4	Captain Oh Captain	5	6.2m	13.8m (2)	3.8m (2)	2:19.20	28.48s	31.12s
8	Takidah	6	8.7m	13.8m (0)	13.4m (0)	2:19.40	29.20s	30.60s
3	Mullum Boy	7	19.5m	9.4m (1)	16.1m (1)	2:20.28	29.72s	31.28s
2	Tuffy	8	30.4m	0.6m (1)	7.5m (1)	2:21.16	29.72s	32.80s

Finish Position and metres gained

First Arrow shows distance gain/loss from 2nd Qtr to 3rd Qtr,
Second Arrow shows distance gain/loss from 3rd Qtr to Finish
Blue arrow indicates best gain in these quarters.



800

Visual positions in race at 2nd Quarter



400

Visual positions in race at 3rd Quarter



Powered by



Harness Analyser

Sectional Analysis Software

Not just form | Free Trial

www.facebook.com/PJHarnessRacing



RISE Digital, Harness Racing Australia nor the provider accepts any responsibility for the completeness or accuracy of any of the information contained herein, and makes no representations about its suitability for any particular purpose. Users should make their own judgements about those matters and/or seek independent advice. You assume all risks associated with use of data provided on this page

Marburg Race 3 Distance 1850m

Sunday, 20 April 2025

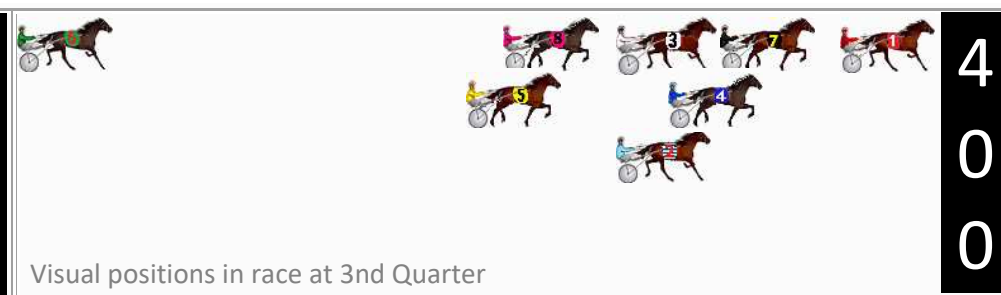

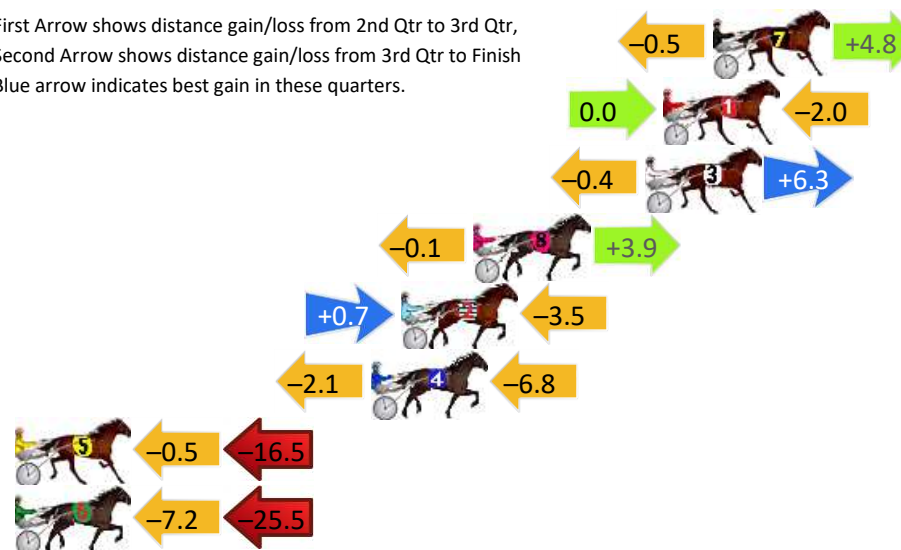
Gross Time: 2:18.60 MileRate: 2:00.60 LeadTime: 16.40s First Qtr: 30.40s Second Qtr: 30.80s Third Qtr: 30.00s Fourth Qtr: 31.00s

DATA TABLE: 800 / 400 Posi's are position from leader and (how wide the horse was at that position)

No	Horse	Plc	Mar	800 Posi	400 Posi	Time	3rd Qtr	4th Qt
7	Courageous Leo	1	0.0m	4.3m (0)	4.8m (0)	2:18.60	30.04s	30.64s
1	Tapthekeg	2	2.0m	0.0m (0)	0.0m (0)	2:18.76	30.00s	31.16s
3	Mustang Dude	3	2.7m	8.6m (0)	9.0m (0)	2:18.82	30.04s	30.54s
8	Spice Boy	4	9.6m	13.4m (0)	13.5m (0)	2:19.38	30.02s	30.76s
2	Shezamaterialgirl	5	12.5m	9.7m (1)	9.0m (2)	2:19.61	29.96s	31.33s
4	Our Dolly	6	13.7m	4.8m (1)	6.9m (1)	2:19.71	30.16s	31.59s
5	Jilliby Panda	7	31.5m	14.5m (1)	15.0m (1)	2:21.15	30.06s	32.41s
6	Downtown Manhattan	8	75.6m	42.9m (0)	50.1m (0)	2:24.73	30.60s	33.33s

Finish Position and metres gained

First Arrow shows distance gain/loss from 2nd Qtr to 3rd Qtr,
Second Arrow shows distance gain/loss from 3rd Qtr to Finish
Blue arrow indicates best gain in these quarters.



Marburg Race 4 Distance 2200m

Sunday, 20 April 2025



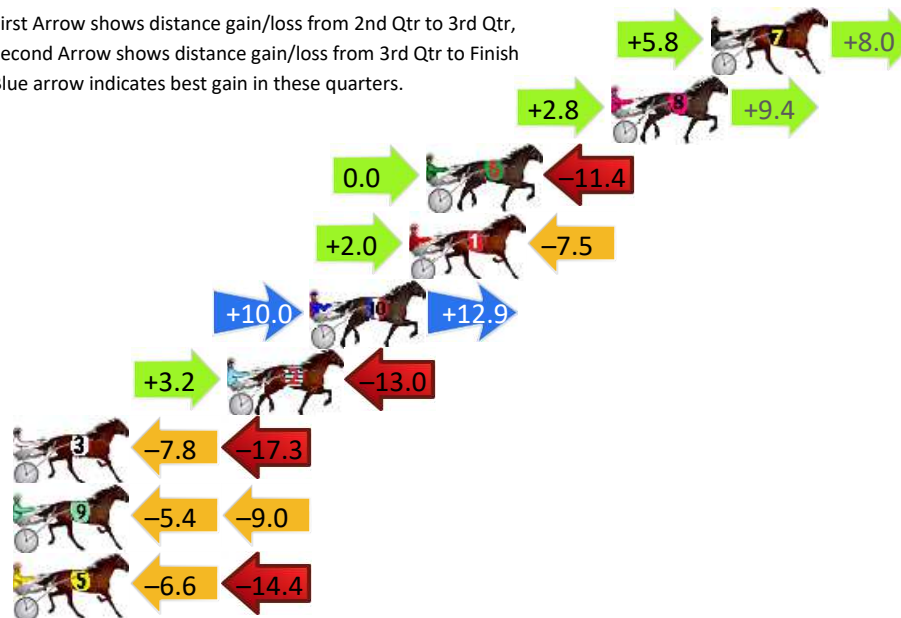
Gross Time: 2:44.90 MileRate: 2:00.10 LeadTime: 45.00s First Qtr: 29.20s Second Qtr: 30.70s Third Qtr: 29.10s Fourth Qtr: 30.90s

DATA TABLE: 800 / 400 Posi's are position from leader and (how wide the horse was at that position)

No	Horse	Plc	Mar	800 Posi	400 Posi	Time	3rd Qtr	4th Qt
7	Letterkenny Boy	1	0.0m	13.8m (2)	8.0m (2)	2:44.90	28.69s	30.29s
8	Windy Hill Wally	2	4.0m	16.2m (0)	13.4m (1)	2:45.22	28.91s	30.18s
6	Major Slip Up	3	11.4m	0.0m (0)	0.0m (0)	2:45.82	29.07s	31.78s
1	Could It Be Me	4	12.1m	6.6m (0)	4.6m (0)	2:45.88	28.93s	31.48s
10	Madrigal	5	16.1m	39.0m (1)	29.0m (1)	2:46.20	28.38s	29.91s
2	Yella	6	19.4m	9.6m (2)	6.4m (1)	2:46.47	28.83s	31.90s
3	One Last Roll	7	31.5m	6.4m (1)	14.2m (0)	2:47.45	29.64s	32.23s
9	Misty Creek	8	53.0m	38.6m (0)	44.0m (0)	2:49.18	29.48s	31.59s
5	Torque In Control	9	68.4m	47.4m (0)	54.0m (0)	2:50.43	29.56s	32.01s

Finish Position and metres gained

First Arrow shows distance gain/loss from 2nd Qtr to 3rd Qtr,
Second Arrow shows distance gain/loss from 3rd Qtr to Finish
Blue arrow indicates best gain in these quarters.



Marburg Race 5 Distance 2200m

Sunday, 20 April 2025



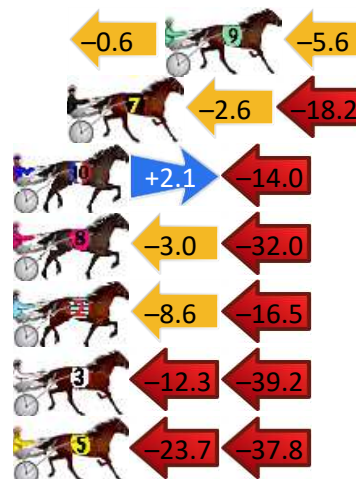
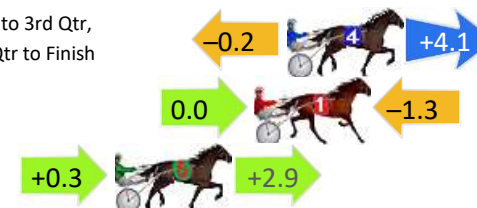
Gross Time: 2:49.80 MileRate: 2:04.20 LeadTime: 48.10s First Qtr: 31.70s Second Qtr: 30.80s Third Qtr: 28.80s Fourth Qtr: 30.40s

DATA TABLE: 800 / 400 Posi's are position from leader and (how wide the horse was at that position)

No	Horse	Plc	Mar	800 Posi	400 Posi	Time	3rd Qtr	4th Qt
4	Triage	1	0.0m	3.9m (0)	4.1m (0)	2:49.80	28.82s	30.10s
1	Natty Pagger	2	1.3m	0.0m (0)	0.0m (0)	2:49.90	28.80s	30.50s
6	Getoverrover	3	6.9m	10.1m (0)	9.8m (0)	2:50.35	28.80s	30.23s
9	Hammer Son	4	21.9m	15.7m (0)	16.3m (0)	2:51.54	28.88s	30.94s
7	Benji Hall	5	25.8m	5.0m (1)	7.6m (1)	2:51.85	29.00s	31.89s
10	Call Me Trouble	6	28.7m	16.8m (1)	14.7m (2)	2:52.08	28.68s	31.60s
8	Dextrous Dexter	7	45.6m	10.6m (1)	13.6m (1)	2:53.43	29.04s	33.03s
2	Im A Gypsy Queen	8	49.1m	24.0m (0)	32.6m (0)	2:53.71	29.48s	31.91s
3	Mira Saturn	9	97.9m	46.4m (0)	58.7m (0)	2:57.59	29.80s	33.87s
5	Aldebaran Fonz	10	148.7m	87.2m (0)	110.9m (0)	3:01.63	30.72s	34.07s

Finish Position and metres gained

First Arrow shows distance gain/loss from 2nd Qtr to 3rd Qtr, Second Arrow shows distance gain/loss from 3rd Qtr to Finish
Blue arrow indicates best gain in these quarters.



Marburg Race 6 Distance 1850m

Sunday, 20 April 2025

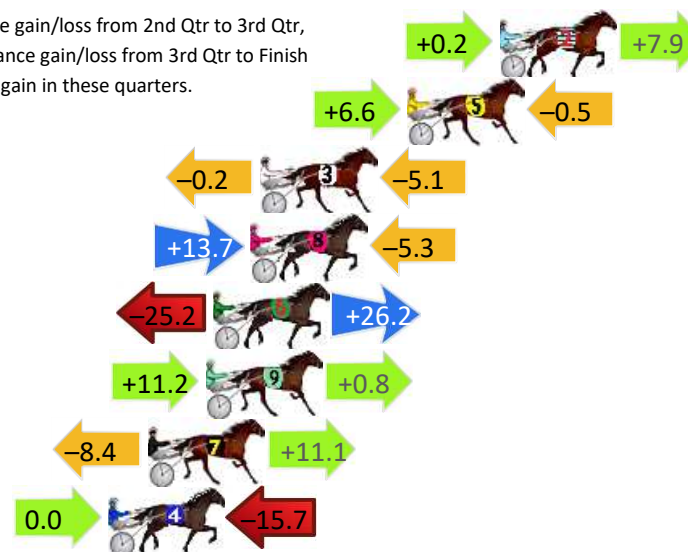
Gross Time: 2:17.20 MileRate: 1:59.40 LeadTime: 16.40s First Qtr: 29.10s Second Qtr: 30.30s Third Qtr: 29.70s Fourth Qtr: 31.70s

DATA TABLE: 800 / 400 Posi's are position from leader and (how wide the horse was at that position)

NoHorse	Plc	Mar	800 Posi	400 Posi	Time	3rd Qtr	4th Qt
2 Altana Blue	1	0.0m	8.1m (0)	7.9m (1)	2:17.20	29.70s	31.10s
5 Gracenava	2	3.7m	9.8m (1)	3.2m (1)	2:17.51	29.22s	31.77s
3 Estival	3	9.6m	4.3m (0)	4.5m (0)	2:17.99	29.72s	32.15s
8 Tarifa Girl	4	10.0m	18.4m (2)	4.7m (2)	2:18.03	28.70s	32.17s
6 Western Action	5	11.5m	12.5m (0)	37.7m (1)	2:18.15	31.66s	29.77s
9 Rollonx	6	11.8m	23.8m (2)	12.6m (1)	2:18.18	28.90s	31.72s
7 Batman Bart	7	14.1m	16.8m (1)	25.2m (1)	2:18.37	30.38s	30.95s
4 Hawke Eye	8	15.7m	0.0m (0)	0.0m (0)	2:18.50	29.70s	33.00s


Finish Position and metres gained

First Arrow shows distance gain/loss from 2nd Qtr to 3rd Qtr,
Second Arrow shows distance gain/loss from 3rd Qtr to Finish
Blue arrow indicates best gain in these quarters.



Visual positions in race at 2nd Quarter

8
0
0



Visual positions in race at 3rd Quarter

4
0
0



Marburg Race 7 Distance 2200m

Sunday, 20 April 2025



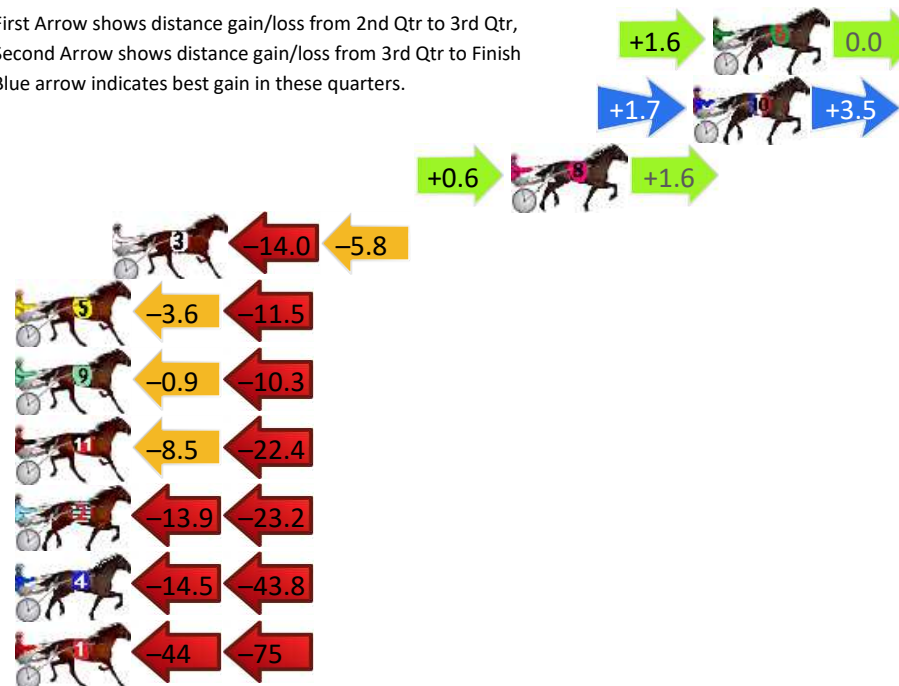
Gross Time: 2:43.50 MileRate: 1:59.60 LeadTime: 44.30s First Qtr: 29.10s Second Qtr: 30.30s Third Qtr: 29.70s Fourth Qtr: 30.10s

DATA TABLE: 800 / 400 Posi's are position from leader and (how wide the horse was at that position)

No	Horse	Plc	Mar	800 Posi	400 Posi	Time	3rd Qtr	4th Qt
6	Daggy Lamb	1	0.0m	1.6m (1)	0.0m (0)	2:43.50	29.58s	30.10s
10	Bonnies Cam	2	0.8m	6.0m (1)	4.3m (1)	2:43.56	29.58s	29.84s
8	Little Bolt	3	8.1m	10.3m (1)	9.7m (0)	2:44.14	29.66s	30.02s
3	Beau Steele	4	24.1m	4.3m (0)	18.3m (0)	2:45.40	30.74s	30.64s
5	Lydias Art	5	30.3m	15.2m (1)	18.8m (1)	2:45.89	29.98s	31.09s
9	Monsieur Delacour	6	34.0m	22.8m (0)	23.7m (1)	2:46.18	29.78s	31.02s
11	Betting Origin	7	39.6m	8.7m (2)	17.2m (2)	2:46.62	30.34s	31.94s
2	Doc Harvey	8	46.3m	9.2m (0)	23.1m (0)	2:47.15	30.74s	32.03s
4	Party Changer	9	58.3m	0.0m (0)	14.5m (0)	2:48.10	30.78s	33.62s
1	My Ultimate Rudi	10	150.8m	32.5m (0)	75.9m (0)	2:55.39	32.94s	36.35s

Finish Position and metres gained

First Arrow shows distance gain/loss from 2nd Qtr to 3rd Qtr,
Second Arrow shows distance gain/loss from 3rd Qtr to Finish
Blue arrow indicates best gain in these quarters.



Marburg Race 8 Distance 2200m

Sunday, 20 April 2025

Gross Time: 2:46.00

MileRate: 2:01.40

LeadTime: 45.30s

First Qtr: 29.70s

Second Qtr: 31.70s

Third Qtr: 29.80s


Fourth Qtr: 29.50s

DATA TABLE: 800 / 400 Posi's are position from leader and (how wide the horse was at that position)

No	Horse	Plc	Mar	800 Posi	400 Posi	Time	3rd Qtr	4th Qt
6	Punters Jewel	1	0.0m	11.3m (1)	1.1m (2)	2:46.00	29.04s	29.42s
7	Unit Forty One	2	8.7m	2.7m (1)	0.0m (0)	2:46.67	29.60s	30.17s
1	Sporting Tristar	3	9.3m	3.8m (0)	5.4m (1)	2:46.72	29.92s	29.82s
4	Jakki Mun	4	19.5m	17.3m (1)	8.7m (2)	2:47.51	29.16s	30.37s
3	Mullum Doc	5	28.1m	4.9m (2)	2.2m (1)	2:48.17	29.60s	31.51s
9	The Mighty Mondo	6	34.2m	12.4m (0)	13.6m (0)	2:48.64	29.88s	31.14s
5	Dashndot	7	52.8m	6.5m (1)	13.0m (2)	2:50.08	30.28s	32.62s
8	Hurrikane Jewels	8	56.6m	8.1m (0)	9.8m (1)	2:50.38	29.92s	33.16s
2	Beyondreason	9	57.8m	0.0m (0)	7.1m (0)	2:50.47	30.32s	33.45s

Finish Position and metres gained

First Arrow shows distance gain/loss from 2nd Qtr to 3rd Qtr,
Second Arrow shows distance gain/loss from 3rd Qtr to Finish
Blue arrow indicates best gain in these quarters.



800

Visual positions in race at 2nd Quarter



400

Visual positions in race at 3rd Quarter



Powered by



Harness Analyser

Sectional Analysis Software

Not just form | Free Trial

www.facebook.com/PJHarnessRacing



RISE Digital, Harness Racing Australia nor the provider accepts any responsibility for the completeness or accuracy of any of the information contained herein, and makes no representations about its suitability for any particular purpose. Users should make their own judgements about those matters and/or seek independent advice. You assume all risks associated with use of data provided on this page

Marburg Race 9 Distance 1850m

Sunday, 20 April 2025

Gross Time: 2:14.70 MileRate: 1:57.10 LeadTime: 16.30s First Qtr: 30.40s Second Qtr: 29.10s Third Qtr: 28.60s Fourth Qtr: 30.30s

DATA TABLE: 800 / 400 Posi's are position from leader and (how wide the horse was at that position)

NoHorse	Plc	Mar	800 Posi	400 Posi	Time	3rd Qtr	4th Qt
5 Studleigh Anne	1	0.0m	0.0m (0)	0.0m (0)	2:14.70	28.60s	30.30s
6 My Ultimate Cobber	2	2.1m	10.1m (1)	7.7m (2)	2:14.87	28.44s	29.91s
4 Khulan Kid	3	4.9m	6.8m (0)	4.9m (0)	2:15.09	28.48s	30.33s
8 Vincent Time	4	5.0m	18.6m (1)	11.5m (1)	2:15.10	28.12s	29.86s
1 The Tiger Army	5	6.7m	11.3m (0)	8.8m (0)	2:15.23	28.44s	30.19s
3 Harry Kane	6	25.2m	4.5m (1)	5.5m (1)	2:16.70	28.68s	31.90s
7 Merry Jewel	7	26.8m	14.6m (1)	13.1m (2)	2:16.83	28.52s	31.47s
9 Laurie Dee	8	27.4m	24.2m (1)	17.5m (0)	2:16.87	28.16s	31.19s

Finish Position and metres gained

First Arrow shows distance gain/loss from 2nd Qtr to 3rd Qtr,
Second Arrow shows distance gain/loss from 3rd Qtr to Finish
Blue arrow indicates best gain in these quarters.

