



Mackay QLD Professional

Race 1: SKY RACING BENCHMARK 60 Handicap - 1800m

23 February 2024 - 13:24



MACKAY TURF CLUB
Ooralea Racecourse

Track Rating: Good 4, Weather: Fine, Rail Position: True

Section		Overall	1600m	1400m	1200m	1000m	800m	600m	Last 600m				
Field Times		1:53.05 (0:14.02)	1:39.03 (0:11.99)	1:27.04 (0:13.13)	1:13.91 (0:13.09)	1:00.82 (0:13.10)	0:47.72 (0:12.19)	0:35.53 (0:11.80)	0:35.53				
Rank	TAB Horse/Jockey	Barrier	Top Speed [km/h]	Fastest Section									Distance Travelled [m]
1	4 PHOENIX FLYER Les Tilley	8	64.4 400m	0:11.46 400m	1:53.05 [1] (0:14.29)	1:38.76 [5] (0:12.35)	1:26.41 [7] (0:13.21)	1:13.20 [7] (0:13.09)	1:00.11 [7] (0:13.11)	0:47.00 [8] (0:12.22)	0:34.78 [8] (0:11.67)	0:34.78	
2	9 FLYING ARION Warwick Satherley	9	63.6 400m	0:11.54 400m	1:53.08 [2] (0:14.73)	1:38.35 [8] (0:12.26)	1:26.09 [8] (0:13.12)	1:12.97 [8] (0:12.95)	1:00.02 [8] (0:12.80)	0:47.22 [6] (0:12.25)	0:34.97 [7] (0:11.70)	0:34.97	-4
3	3 LEICA BITA FUN Nikki Olzard	4	64.1 400m	0:11.55 400m	1:53.23 [3] (0:14.09)	1:39.14 [3] (0:12.36)	1:26.78 [5] (0:13.16)	1:13.62 [5] (0:13.09)	1:00.53 [5] (0:12.97)	0:47.56 [4] (0:12.28)	0:35.28 [5] (0:11.72)	0:35.28	-6
4	5 VANA STAR Brooke Johnson	3	63.2 1600m	0:11.63 400m	1:53.25 [4] (0:14.03)	1:39.22 [2] (0:12.12)	1:27.10 [2] (0:13.06)	1:14.04 [2] (0:13.14)	1:00.90 [2] (0:13.09)	0:47.81 [2] (0:12.18)	0:35.63 [2] (0:11.75)	0:35.63	-6
5	8 MOHAHNA Adam Sewell	6	62.7 400m	0:11.62 400m	1:53.50 [5] (0:14.36)	1:39.14 [7] (0:12.21)	1:26.93 [6] (0:13.22)	1:13.71 [6] (0:13.10)	1:00.61 [6] (0:13.00)	0:47.61 [7] (0:12.21)	0:35.40 [6] (0:11.70)	0:35.40	-10
6	1 DEVIL KICK Heidi Gillie	1	63.1 400m	0:11.64 400m	1:53.50 [6] (0:14.22)	1:39.28 [4] (0:12.04)	1:27.24 [3] (0:13.20)	1:14.04 [3] (0:13.04)	1:01.00 [3] (0:13.11)	0:47.89 [3] (0:12.20)	0:35.69 [3] (0:11.77)	0:35.69	-10
7	2 EDGEOFDREAMS Ryan Wiggins	2	63.4 1600m	0:11.78 400m	1:53.67 [7] (0:14.02)	1:39.65 [1] (0:11.99)	1:27.66 [1] (0:13.13)	1:14.53 [1] (0:13.09)	1:01.44 [1] (0:13.10)	0:48.34 [1] (0:12.19)	0:36.15 [1] (0:11.80)	0:36.15	-9
8	7 PARAMEDIC Nathan Thomas	7	61.8 1600m	0:11.91 600m	1:56.27 [8] (0:14.32)	1:41.95 [6] (0:12.06)	1:29.89 [4] (0:13.17)	1:16.72 [4] (0:13.10)	1:03.62 [4] (0:13.06)	0:50.56 [5] (0:12.13)	0:38.43 [4] (0:11.91)	0:38.43	-7

Scratched: Lenny Rocket (#6)

[] Ranking at each section and finish
 -:-:- No data available at this section
 NA No data available

SCN Saddle cloth number
 DNF Did not finish
 DNT Did not track



Mackay QLD Professional

Race 1: SKY RACING BENCHMARK 60 Handicap - 1800m



MACKAY TURF CLUB
Ooralea Racecourse

23 February 2024 - 13:24

Track Rating: Good 4, Weather: Fine, Rail Position: True

Section					400m	200m				Last 600m
Field Times					0:23.73 (0:11.68)	0:12.05 (0:12.05)				0:35.53
Rank	TAB	Horse/Jockey	Barrier	Top Speed [km/h]	Fastest Section			Margin		
										Distance Travelled [m]
1	4	PHOENIX FLYER Les Tilley	8	64.4 400m	0:11.46 400m	0:23.11 [8] (0:11.46)	0:11.65 [6] (0:11.65)	1:53.05	0:34.78	
2	9	FLYING ARION Warwick Satherley	9	63.6 400m	0:11.54 400m	0:23.27 [7] (0:11.54)	0:11.73 [5] (0:11.73)	0.1L	0:34.97 -4	
3	3	LEICA BITA FUN Nikki Olzard	4	64.1 400m	0:11.55 400m	0:23.56 [4] (0:11.55)	0:12.01 [3] (0:12.01)	1.1L	0:35.28 -6	
4	5	VANA STAR Brooke Johnson	3	63.2 1600m	0:11.63 400m	0:23.88 [2] (0:11.63)	0:12.25 [1] (0:12.25)	1.2L	0:35.63 -6	
5	8	MOHAHNA Adam Sewell	6	62.7 400m	0:11.62 400m	0:23.70 [6] (0:11.62)	0:12.08 [7] (0:12.08)	2.5L	0:35.40 -10	
6	1	DEVIL KICK Heidi Gillie	1	63.1 400m	0:11.64 400m	0:23.92 [3] (0:11.64)	0:12.28 [4] (0:12.28)	2.6L	0:35.69 -10	
7	2	EDGEOFDREAMS Ryan Wiggins	2	63.4 1600m	0:11.78 400m	0:24.35 [1] (0:11.78)	0:12.57 [2] (0:12.57)	3.6L	0:36.15 -9	
8	7	PARAMEDIC Nathan Thomas	7	61.8 1600m	0:11.91 600m	0:26.52 [5] (0:12.21)	0:14.31 [8] (0:14.31)	18.9L	0:38.43 -7	

Scratched: Lenny Rocket (#6)



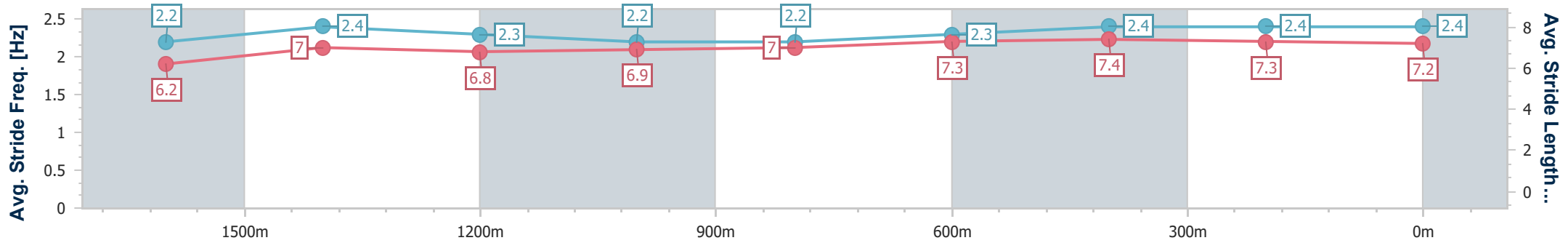
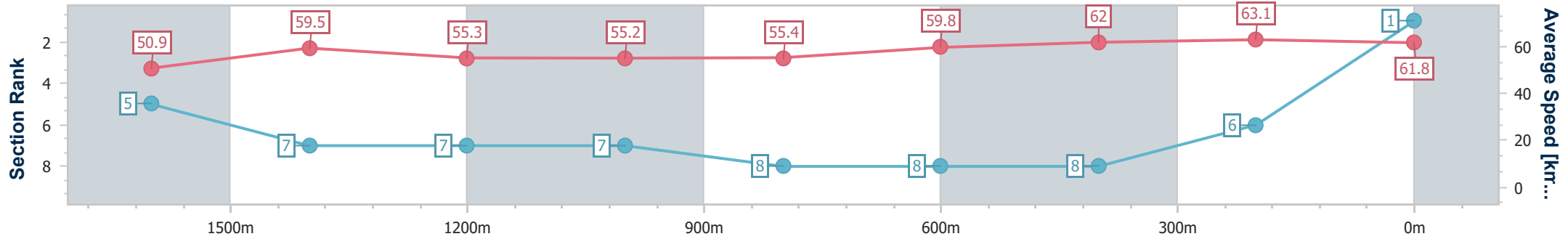
Horse/Jockey Name	Phoenix Flyer
Final Rank	1
Fastest Section Time (Section)	0:11.46 (400m)
Top Speed [km/h] (Section)	64.4 (400m)
Race State	Finished



Mackay QLD Professional
 Race 1: SKY RACING BENCHMARK 60 Handicap - 1800m
 23 February 2024 - 13:24
 Track Rating: Good 4, Weather: Fine, Rail Position: True



Section	Overall	1600m	1400m	1200m	1000m	800m	600m	400m	200m
Section Times	1:53.05 [1] (0:14.29)	1:38.76 [5] (0:12.35)	1:26.41 [7] (0:13.21)	1:13.20 [7] (0:13.09)	1:00.11 [7] (0:13.11)	0:47.00 [8] (0:12.22)	0:34.78 [8] (0:11.67)	0:23.11 [8] (0:11.46)	0:11.65 [6] (0:11.65)
Average Speed [km/h]	50.9	59.5	55.3	55.2	55.4	59.8	62.0	63.1	61.8
Top Speed [km/h]	59.4	61.2	58.6	56.3	56.2	63.3	63.4	64.4	64.3
Avg. Dist. to Rail [m]	7.2	3.4	2.2	2.4	3.4	3.0	1.2	2.8	4.7
Avg. Stride Freq. [Hz]	2.2	2.4	2.3	2.2	2.2	2.3	2.4	2.4	2.4
Avg. Stride Length [m]	6.2	7.0	6.8	6.9	7.0	7.3	7.4	7.3	7.2



- [] Ranking at each section and finish
- .-.- No data available at this section
- NA No data available



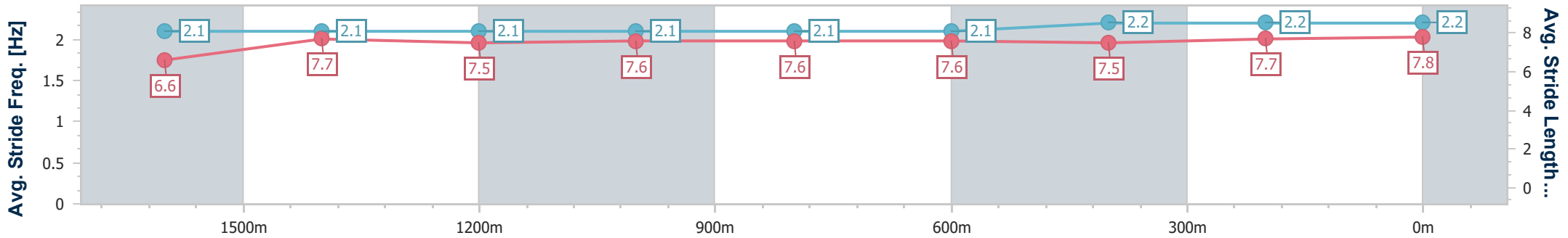
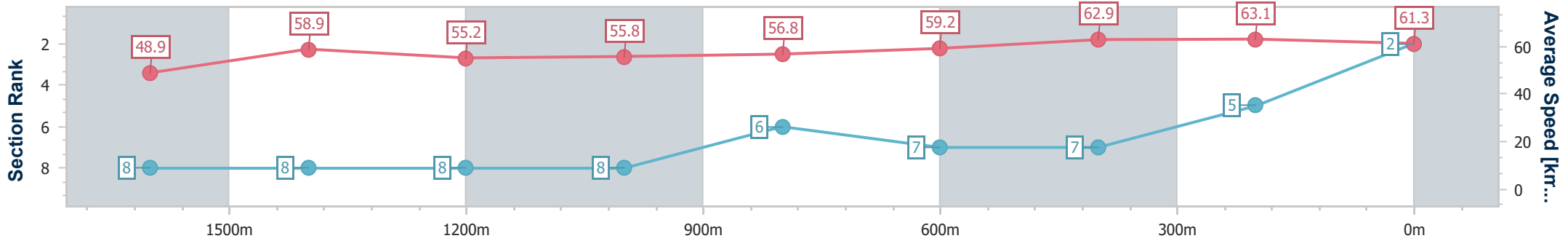
Horse/Jockey Name	Flying Arion
Final Rank	2
Fastest Section Time (Section)	0:11.54 (400m)
Top Speed [km/h] (Section)	63.6 (400m)
Race State	Finished



Mackay QLD Professional
 Race 1: SKY RACING BENCHMARK 60 Handicap - 1800m
 23 February 2024 - 13:24
 Track Rating: Good 4, Weather: Fine, Rail Position: True



Section	Overall	1600m	1400m	1200m	1000m	800m	600m	400m	200m
Section Times	1:53.08 [2] (0:14.73)	1:38.35 [8] (0:12.26)	1:26.09 [8] (0:13.12)	1:12.97 [8] (0:12.95)	1:00.02 [8] (0:12.80)	0:47.22 [6] (0:12.25)	0:34.97 [7] (0:11.70)	0:23.27 [7] (0:11.54)	0:11.73 [5] (0:11.73)
Average Speed [km/h]	48.9	58.9	55.2	55.8	56.8	59.2	62.9	63.1	61.3
Top Speed [km/h]	58.3	60.2	57.6	57.6	58.4	62.4	63.4	63.6	63.4
Avg. Dist. to Rail [m]	7.1	1.2	1.2	2.3	2.8	2.6	2.9	4.6	6.8
Avg. Stride Freq. [Hz]	2.1	2.1	2.1	2.1	2.1	2.1	2.2	2.2	2.2
Avg. Stride Length [m]	6.6	7.7	7.5	7.6	7.6	7.6	7.5	7.7	7.8



- [] Ranking at each section and finish
- .-.- No data available at this section
- NA No data available



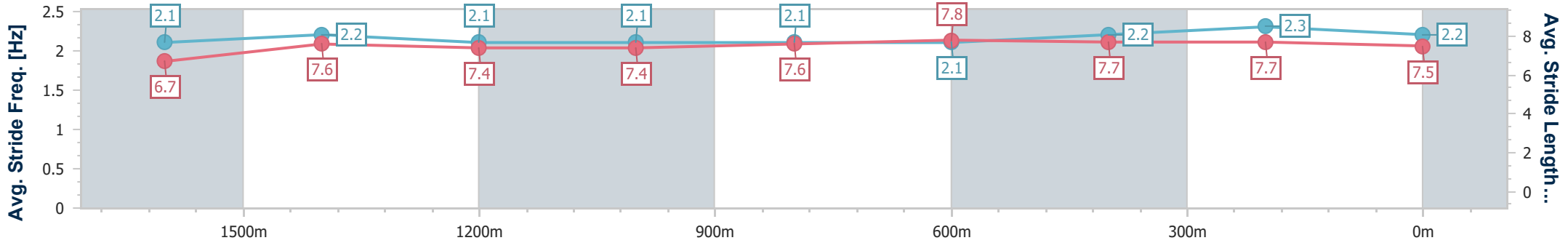
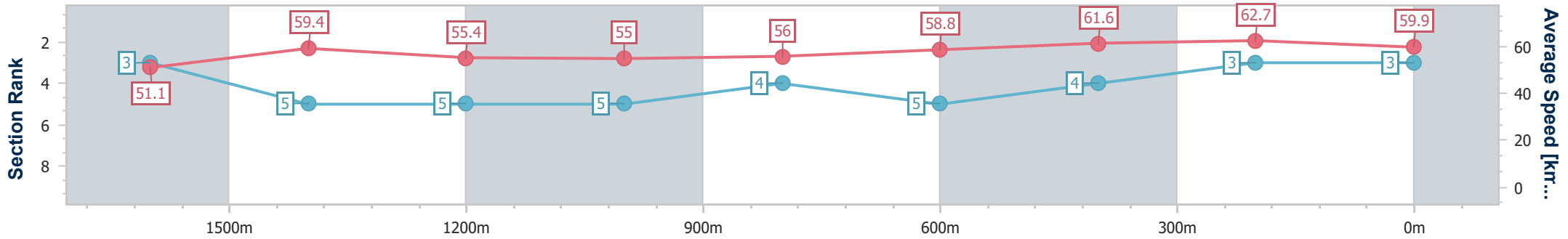
Horse/Jockey Name	Leica Bita Fun
Final Rank	3
Fastest Section Time (Section)	0:11.55 (400m)
Top Speed [km/h] (Section)	64.1 (400m)
Race State	Finished



Mackay QLD Professional
 Race 1: SKY RACING BENCHMARK 60 Handicap - 1800m
 23 February 2024 - 13:24
 Track Rating: Good 4, Weather: Fine, Rail Position: True



Section	Overall	1600m	1400m	1200m	1000m	800m	600m	400m	200m
Section Times	1:53.23 [3] (0:14.09)	1:39.14 [3] (0:12.36)	1:26.78 [5] (0:13.16)	1:13.62 [5] (0:13.09)	1:00.53 [5] (0:12.97)	0:47.56 [4] (0:12.28)	0:35.28 [5] (0:11.72)	0:23.56 [4] (0:11.55)	0:12.01 [3] (0:12.01)
Average Speed [km/h]	51.1	59.4	55.4	55.0	56.0	58.8	61.6	62.7	59.9
Top Speed [km/h]	60.9	61.3	58.9	56.1	56.9	60.9	62.4	64.1	61.9
Avg. Dist. to Rail [m]	5.1	3.1	1.7	1.8	2.1	1.2	0.8	2.8	3.4
Avg. Stride Freq. [Hz]	2.1	2.2	2.1	2.1	2.1	2.1	2.2	2.3	2.2
Avg. Stride Length [m]	6.7	7.6	7.4	7.4	7.6	7.8	7.7	7.7	7.5



- [] Ranking at each section and finish
- .-.- No data available at this section
- NA No data available



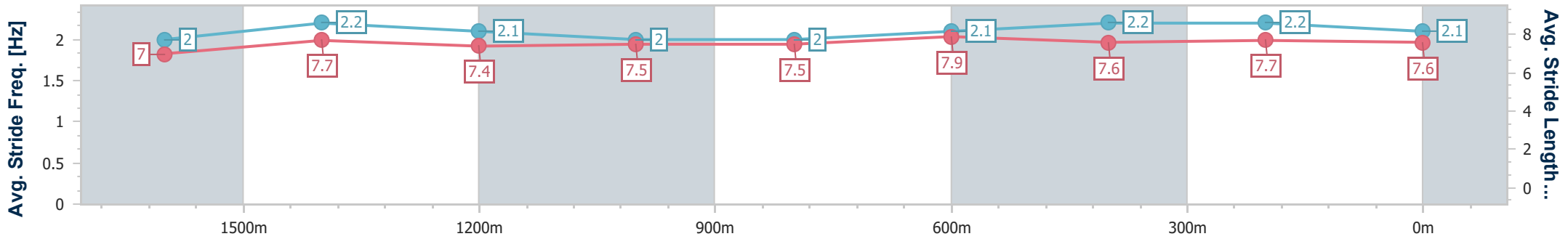
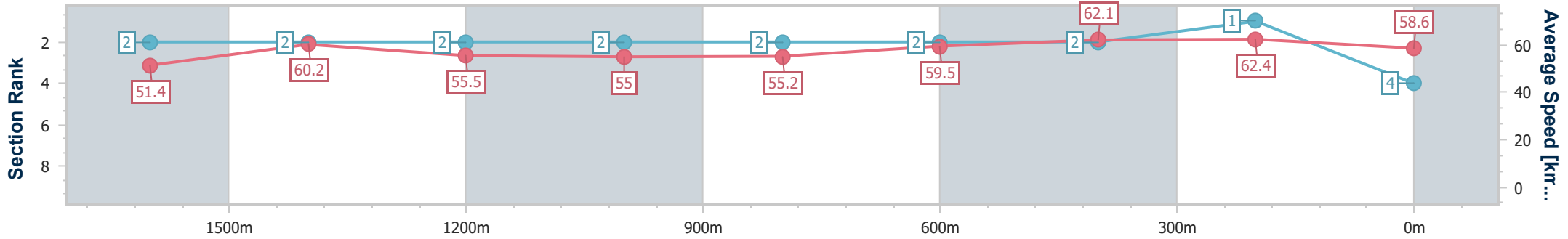
Horse/Jockey Name	Vana Star
Final Rank	4
Fastest Section Time (Section)	0:11.63 (400m)
Top Speed [km/h] (Section)	63.2 (1600m)
Race State	Finished



Mackay QLD Professional
 Race 1: SKY RACING BENCHMARK 60 Handicap - 1800m
 23 February 2024 - 13:24
 Track Rating: Good 4, Weather: Fine, Rail Position: True



Section	Overall	1600m	1400m	1200m	1000m	800m	600m	400m	200m
Section Times	1:53.25 [4] (0:14.03)	1:39.22 [2] (0:12.12)	1:27.10 [2] (0:13.06)	1:14.04 [2] (0:13.14)	1:00.90 [2] (0:13.09)	0:47.81 [2] (0:12.18)	0:35.63 [2] (0:11.75)	0:23.88 [2] (0:11.63)	0:12.25 [1] (0:12.25)
Average Speed [km/h]	51.4	60.2	55.5	55.0	55.2	59.5	62.1	62.4	58.6
Top Speed [km/h]	62.6	63.2	57.7	55.4	57.1	61.2	62.7	62.8	61.3
Avg. Dist. to Rail [m]	4.0	2.5	1.0	1.7	1.8	1.7	1.6	3.0	3.0
Avg. Stride Freq. [Hz]	2.0	2.2	2.1	2.0	2.0	2.1	2.2	2.2	2.1
Avg. Stride Length [m]	7.0	7.7	7.4	7.5	7.5	7.9	7.6	7.7	7.6



- [] Ranking at each section and finish
- .-.- No data available at this section
- NA No data available



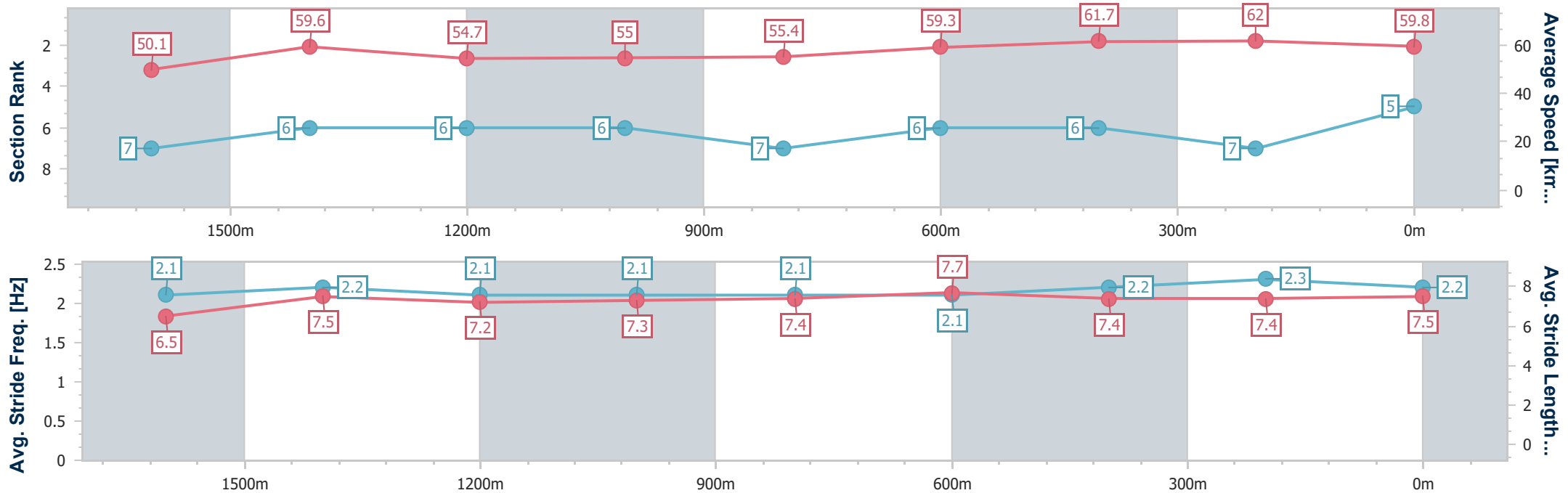
Horse/Jockey Name	Mohahna
Final Rank	5
Fastest Section Time (Section)	0:11.62 (400m)
Top Speed [km/h] (Section)	62.7 (400m)
Race State	Finished



Mackay QLD Professional
 Race 1: SKY RACING BENCHMARK 60 Handicap - 1800m
 23 February 2024 - 13:24
 Track Rating: Good 4, Weather: Fine, Rail Position: True



Section	Overall	1600m	1400m	1200m	1000m	800m	600m	400m	200m
Section Times	1:53.50 [5] (0:14.36)	1:39.14 [7] (0:12.21)	1:26.93 [6] (0:13.22)	1:13.71 [6] (0:13.10)	1:00.61 [6] (0:13.00)	0:47.61 [7] (0:12.21)	0:35.40 [6] (0:11.70)	0:23.70 [6] (0:11.62)	0:12.08 [7] (0:12.08)
Average Speed [km/h]	50.1	59.6	54.7	55.0	55.4	59.3	61.7	62.0	59.8
Top Speed [km/h]	60.4	60.5	58.5	56.0	56.1	62.1	62.6	62.7	61.6
Avg. Dist. to Rail [m]	3.2	1.2	1.1	1.1	0.8	0.6	0.6	1.5	3.6
Avg. Stride Freq. [Hz]	2.1	2.2	2.1	2.1	2.1	2.1	2.2	2.3	2.2
Avg. Stride Length [m]	6.5	7.5	7.2	7.3	7.4	7.7	7.4	7.4	7.5



- [] Ranking at each section and finish
- .-.- No data available at this section
- NA No data available



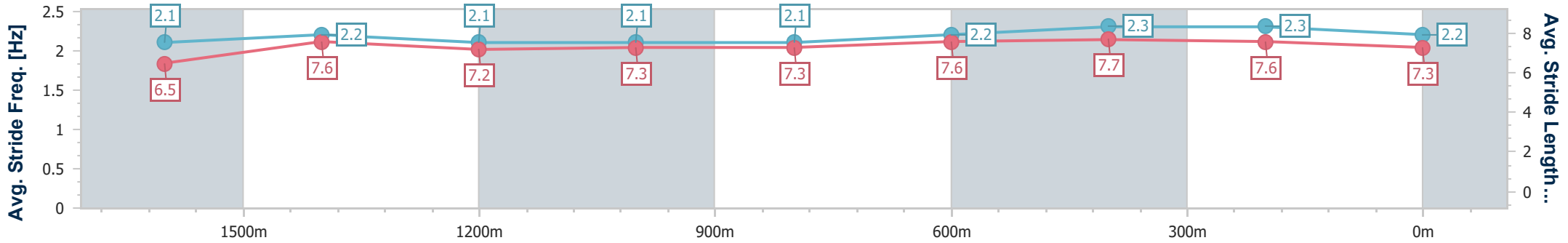
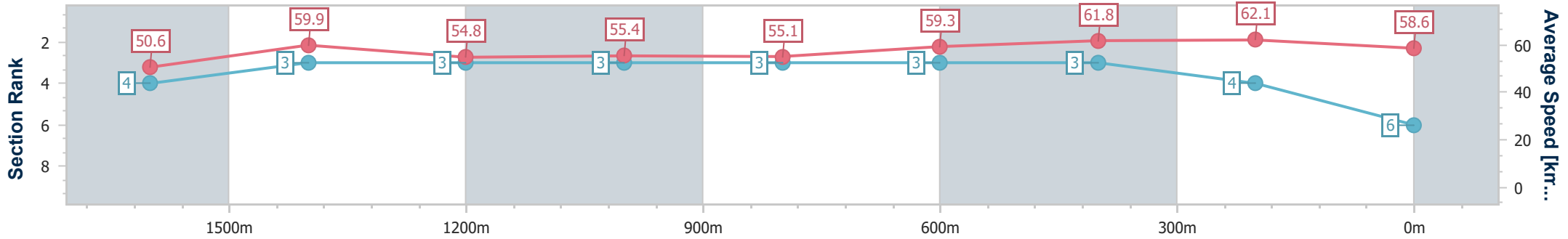
Horse/Jockey Name	Devil Kick
Final Rank	6
Fastest Section Time (Section)	0:11.64 (400m)
Top Speed [km/h] (Section)	63.1 (400m)
Race State	Finished



Mackay QLD Professional
 Race 1: SKY RACING BENCHMARK 60 Handicap - 1800m
 23 February 2024 - 13:24
 Track Rating: Good 4, Weather: Fine, Rail Position: True



Section	Overall	1600m	1400m	1200m	1000m	800m	600m	400m	200m
Section Times	1:53.50 [6] (0:14.22)	1:39.28 [4] (0:12.04)	1:27.24 [3] (0:13.20)	1:14.04 [3] (0:13.04)	1:01.00 [3] (0:13.11)	0:47.89 [3] (0:12.20)	0:35.69 [3] (0:11.77)	0:23.92 [3] (0:11.64)	0:12.28 [4] (0:12.28)
Average Speed [km/h]	50.6	59.9	54.8	55.4	55.1	59.3	61.8	62.1	58.6
Top Speed [km/h]	60.2	61.9	57.2	56.2	55.9	61.6	63.0	63.1	60.9
Avg. Dist. to Rail [m]	2.0	0.6	1.4	1.6	1.7	1.8	1.2	1.3	2.5
Avg. Stride Freq. [Hz]	2.1	2.2	2.1	2.1	2.1	2.2	2.3	2.3	2.2
Avg. Stride Length [m]	6.5	7.6	7.2	7.3	7.3	7.6	7.7	7.6	7.3



- [] Ranking at each section and finish
- .-.- No data available at this section
- NA No data available



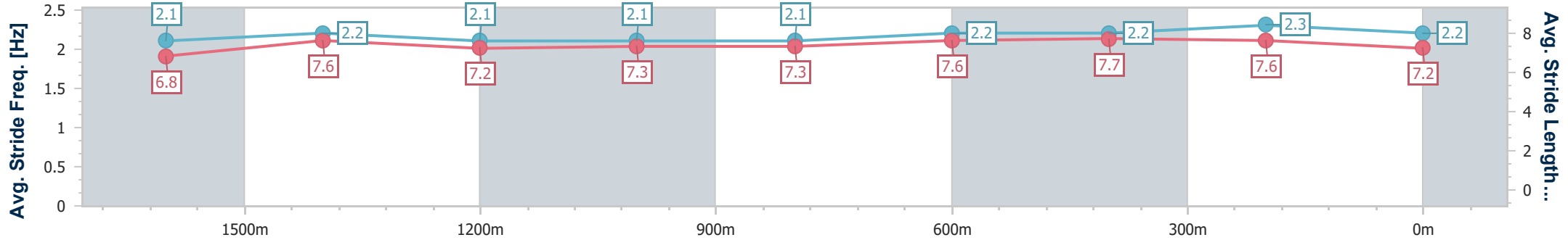
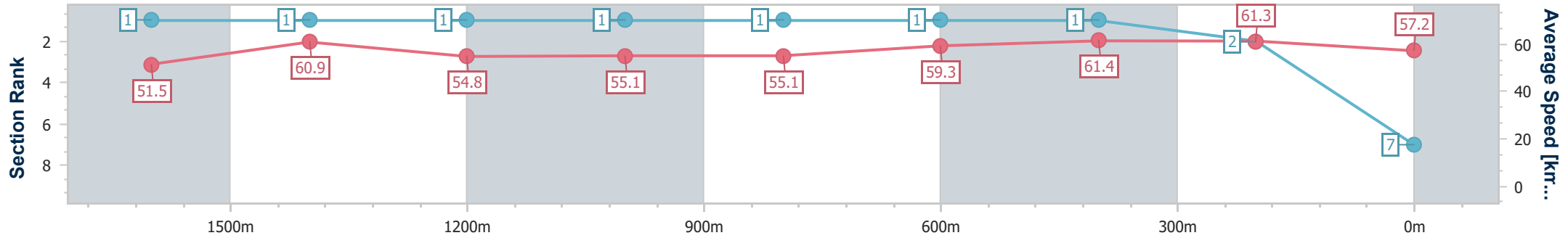
Horse/Jockey Name	Edgeofdreams
Final Rank	7
Fastest Section Time (Section)	0:11.78 (400m)
Top Speed [km/h] (Section)	63.4 (1600m)
Race State	Finished



Mackay QLD Professional
 Race 1: SKY RACING BENCHMARK 60 Handicap - 1800m
 23 February 2024 - 13:24
 Track Rating: Good 4, Weather: Fine, Rail Position: True



Section	Overall	1600m	1400m	1200m	1000m	800m	600m	400m	200m
Section Times	1:53.67 [7] (0:14.02)	1:39.65 [1] (0:11.99)	1:27.66 [1] (0:13.13)	1:14.53 [1] (0:13.09)	1:01.44 [1] (0:13.10)	0:48.34 [1] (0:12.19)	0:36.15 [1] (0:11.80)	0:24.35 [1] (0:11.78)	0:12.57 [2] (0:12.57)
Average Speed [km/h]	51.5	60.9	54.8	55.1	55.1	59.3	61.4	61.3	57.2
Top Speed [km/h]	62.2	63.4	58.5	55.8	56.6	60.3	62.1	62.2	60.7
Avg. Dist. to Rail [m]	3.6	2.3	0.6	1.1	1.3	1.3	0.8	1.4	2.0
Avg. Stride Freq. [Hz]	2.1	2.2	2.1	2.1	2.1	2.2	2.2	2.3	2.2
Avg. Stride Length [m]	6.8	7.6	7.2	7.3	7.3	7.6	7.7	7.6	7.2



- [] Ranking at each section and finish
- .-.- No data available at this section
- NA No data available



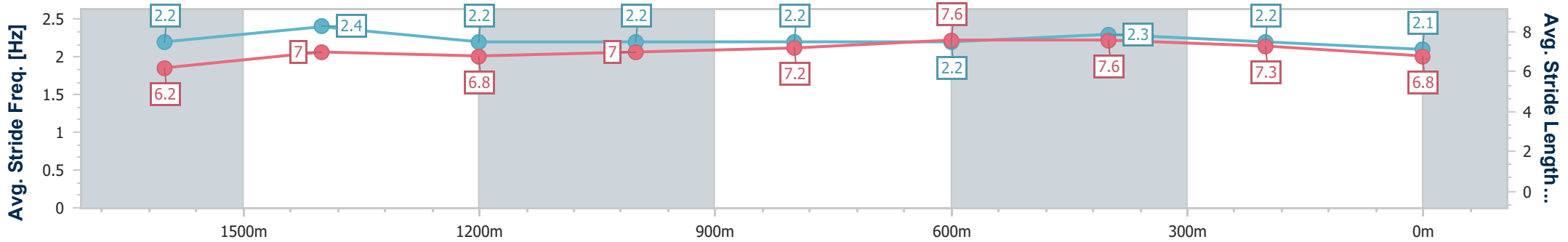
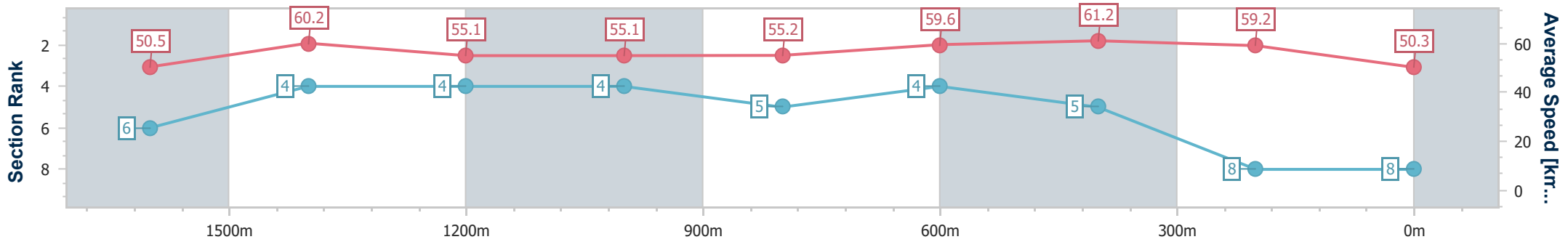
Horse/Jockey Name	Paramedic
Final Rank	8
Fastest Section Time (Section)	0:11.91 (600m)
Top Speed [km/h] (Section)	61.8 (1600m)
Race State	Finished



Mackay QLD Professional
 Race 1: SKY RACING BENCHMARK 60 Handicap - 1800m
 23 February 2024 - 13:24
 Track Rating: Good 4, Weather: Fine, Rail Position: True



Section	Overall	1600m	1400m	1200m	1000m	800m	600m	400m	200m
Section Times	1:56.27 [8] (0:14.32)	1:41.95 [6] (0:12.06)	1:29.89 [4] (0:13.17)	1:16.72 [4] (0:13.10)	1:03.62 [4] (0:13.06)	0:50.56 [5] (0:12.13)	0:38.43 [4] (0:11.91)	0:26.52 [5] (0:12.21)	0:14.31 [8] (0:14.31)
Average Speed [km/h]	50.5	60.2	55.1	55.1	55.2	59.6	61.2	59.2	50.3
Top Speed [km/h]	59.7	61.8	58.2	56.0	56.4	61.6	61.7	60.6	57.5
Avg. Dist. to Rail [m]	5.1	1.8	1.1	1.3	1.3	1.3	1.4	2.5	3.5
Avg. Stride Freq. [Hz]	2.2	2.4	2.2	2.2	2.2	2.2	2.3	2.2	2.1
Avg. Stride Length [m]	6.2	7.0	6.8	7.0	7.2	7.6	7.6	7.3	6.8



- [] Ranking at each section and finish
- .-.- No data available at this section
- NA No data available



Mackay QLD Professional
Race 2: LADBROKE IT! OPEN Handicap - 1560m
23 February 2024 - 13:59



MACKAY TURF CLUB
 Ooralea Racecourse

Track Rating: Good 4, Weather: Fine, Rail Position: True

Section		Overall	1400m	1200m	1000m	800m	600m	400m	Last 600m				
Field Times		1:32.86 (0:11.24)	1:21.62 (0:11.20)	1:10.42 (0:11.65)	0:58.77 (0:11.64)	0:47.13 (0:11.48)	0:35.65 (0:11.66)	0:23.99 (0:11.59)	0:35.65				
Rank	TAB Horse/Jockey	Barrier	Top Speed [km/h]	Fastest Section									Distance Travelled [m]
1	1 TIGER LEGEND Nikki Olzard	2	66.5 1400m	0:11.19 1400m	1:32.86 [1] (0:11.25)	1:21.61 [2] (0:11.19)	1:10.42 [1] (0:11.65)	0:58.77 [1] (0:11.64)	0:47.13 [1] (0:11.48)	0:35.65 [1] (0:11.66)	0:23.99 [1] (0:11.59)	0:35.65	
2	6 KOTABHARU Chris Whiteley	7	65.9 1400m	0:11.29 1400m	1:32.88 [2] (0:11.52)	1:21.36 [3] (0:11.29)	1:10.07 [3] (0:11.58)	0:58.49 [3] (0:11.50)	0:46.99 [3] (0:11.54)	0:35.45 [3] (0:11.68)	0:23.77 [3] (0:11.45)	0:35.45	+6
3	4 BONDURANT Adam Sewell	1	65.0 1400m	0:11.24 Overall	1:34.03 [3] (0:11.24)	1:22.79 [1] (0:11.35)	1:11.44 [2] (0:11.54)	0:59.90 [2] (0:11.65)	0:48.25 [2] (0:11.48)	0:36.77 [2] (0:11.79)	0:24.98 [2] (0:12.07)	0:36.77	+5
4	2 STAMPEDE WARRIOR Corey Bayliss	4	65.2 1400m	0:11.29 1400m	1:34.29 [4] (0:11.58)	1:22.71 [4] (0:11.29)	1:11.42 [4] (0:11.52)	0:59.90 [4] (0:11.51)	0:48.39 [4] (0:11.58)	0:36.81 [4] (0:11.75)	0:25.06 [4] (0:12.10)	0:36.81	+2

Scratched: Fresh Prince (#7), Fanaar (#5), Fighting Commando (#3)

[] Ranking at each section and finish
 -:-:-:- No data available at this section
 NA No data available

SCN Saddle cloth number
 DNF Did not finish
 DNT Did not track



Mackay QLD Professional
Race 2: LADBROKE IT! OPEN Handicap - 1560m
23 February 2024 - 13:59



Track Rating: Good 4, Weather: Fine, Rail Position: True

Section				200m				Last 600m	
Field Times				0:12.40 (0:12.40)				0:35.65	
Rank	TAB	Horse/Jockey	Barrier	Top Speed [km/h]	Fastest Section	Margin			Distance Travelled [m]
1	1	TIGER LEGEND Nikki Olzard	2	66.5 1400m	0:11.19 1400m	0:12.40 [1] (0:12.40)	1:32.86		0:35.65
2	6	KOTABHARU Chris Whiteley	7	65.9 1400m	0:11.29 1400m	0:12.32 [2] (0:12.32)	0.1L		0:35.45 +6
3	4	BONDURANT Adam Sewell	1	65.0 1400m	0:11.24 Overall	0:12.91 [3] (0:12.91)	6.6L		0:36.77 +5
4	2	STAMPEDE WARRIOR Corey Bayliss	4	65.2 1400m	0:11.29 1400m	0:12.96 [4] (0:12.96)	8.1L		0:36.81 +2

Scratched: Fresh Prince (#7), Fanaar (#5), Fighting Commando (#3)

[] Ranking at each section and finish
 -:-:-:- No data available at this section
 NA No data available

SCN Saddle cloth number
 DNF Did not finish
 DNT Did not track



Horse/Jockey Name	Tiger Legend
Final Rank	1
Fastest Section Time (Section)	0:11.19 (1400m)
Top Speed [km/h] (Section)	66.5 (1400m)
Race State	Finished



Mackay QLD Professional

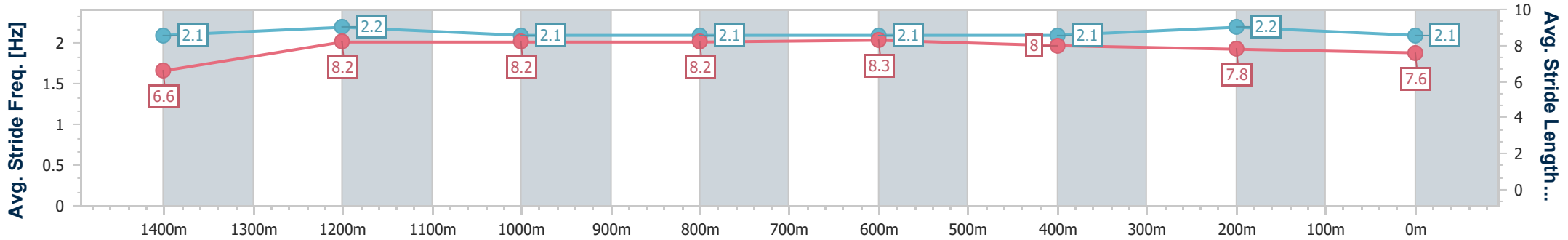
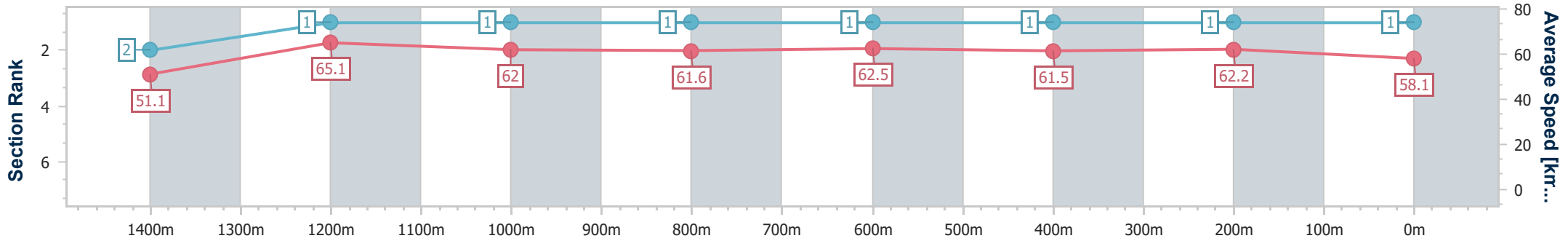
Race 2: LADBROKE IT! OPEN Handicap - 1560m

23 February 2024 - 13:59

Track Rating: Good 4, Weather: Fine, Rail Position: True



Section	Overall	1400m	1200m	1000m	800m	600m	400m	200m
Section Times	1:32.86 [1] (0:11.25)	1:21.61 [2] (0:11.19)	1:10.42 [1] (0:11.65)	0:58.77 [1] (0:11.64)	0:47.13 [1] (0:11.48)	0:35.65 [1] (0:11.66)	0:23.99 [1] (0:11.59)	0:12.40 [1] (0:12.40)
Average Speed [km/h]	51.1	65.1	62.0	61.6	62.5	61.5	62.2	58.1
Top Speed [km/h]	64.4	66.5	63.1	62.8	63.1	63.0	62.8	61.6
Avg. Dist. to Rail [m]	2.6	2.2	1.1	0.6	1.0	0.5	1.6	1.9
Avg. Stride Freq. [Hz]	2.1	2.2	2.1	2.1	2.1	2.1	2.2	2.1
Avg. Stride Length [m]	6.6	8.2	8.2	8.2	8.3	8.0	7.8	7.6



- [] Ranking at each section and finish
- .-.- No data available at this section
- NA No data available



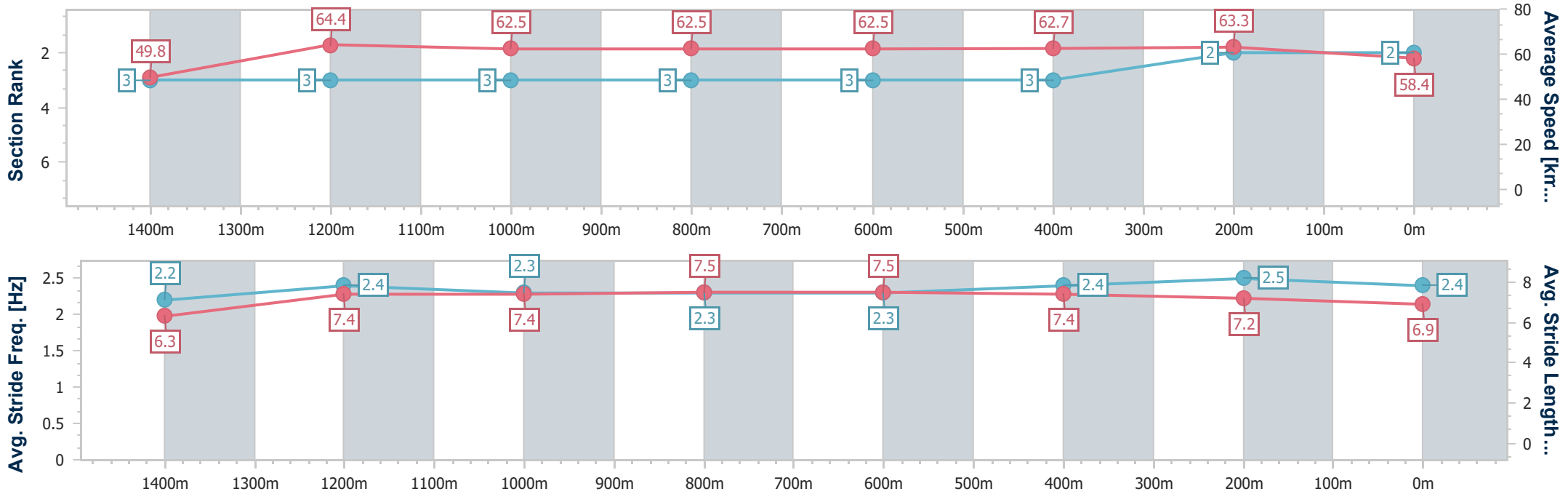
Horse/Jockey Name	Kotabharu
Final Rank	2
Fastest Section Time (Section)	0:11.29 (1400m)
Top Speed [km/h] (Section)	65.9 (1400m)
Race State	Finished



Mackay QLD Professional
 Race 2: LADBROKE IT! OPEN Handicap - 1560m
 23 February 2024 - 13:59
 Track Rating: Good 4, Weather: Fine, Rail Position: True



Section	Overall	1400m	1200m	1000m	800m	600m	400m	200m
Section Times	1:32.88 [2] (0:11.52)	1:21.36 [3] (0:11.29)	1:10.07 [3] (0:11.58)	0:58.49 [3] (0:11.50)	0:46.99 [3] (0:11.54)	0:35.45 [3] (0:11.68)	0:23.77 [3] (0:11.45)	0:12.32 [2] (0:12.32)
Average Speed [km/h]	49.8	64.4	62.5	62.5	62.5	62.7	63.3	58.4
Top Speed [km/h]	62.6	65.9	63.5	63.2	63.9	64.7	64.8	63.0
Avg. Dist. to Rail [m]	3.8	2.3	1.9	0.4	0.6	2.2	3.1	2.8
Avg. Stride Freq. [Hz]	2.2	2.4	2.3	2.3	2.3	2.4	2.5	2.4
Avg. Stride Length [m]	6.3	7.4	7.4	7.5	7.5	7.4	7.2	6.9



- [] Ranking at each section and finish
- .-.- No data available at this section
- NA No data available



Horse/Jockey Name	Bondurant
Final Rank	3
Fastest Section Time (Section)	0:11.24 (Overall)
Top Speed [km/h] (Section)	65.0 (1400m)
Race State	Finished



Mackay QLD Professional

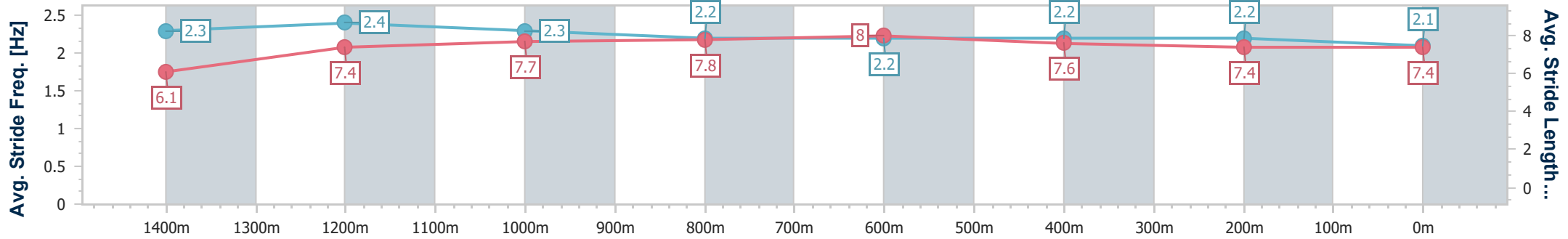
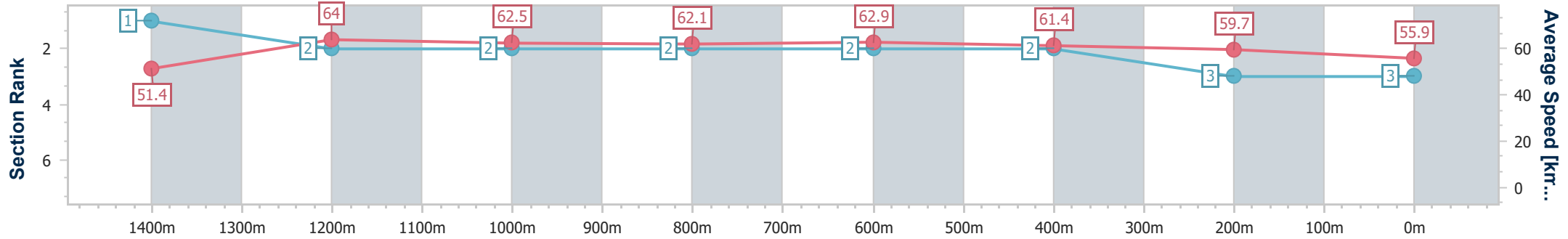
Race 2: LADBROKE IT! OPEN Handicap - 1560m

23 February 2024 - 13:59

Track Rating: Good 4, Weather: Fine, Rail Position: True



Section	Overall	1400m	1200m	1000m	800m	600m	400m	200m
Section Times	1:34.03 [3] (0:11.24)	1:22.79 [1] (0:11.35)	1:11.44 [2] (0:11.54)	0:59.90 [2] (0:11.65)	0:48.25 [2] (0:11.48)	0:36.77 [2] (0:11.79)	0:24.98 [2] (0:12.07)	0:12.91 [3] (0:12.91)
Average Speed [km/h]	51.4	64.0	62.5	62.1	62.9	61.4	59.7	55.9
Top Speed [km/h]	63.7	65.0	63.9	62.8	63.5	62.7	61.2	57.9
Avg. Dist. to Rail [m]	2.3	1.7	2.5	1.7	0.8	0.7	2.2	3.9
Avg. Stride Freq. [Hz]	2.3	2.4	2.3	2.2	2.2	2.2	2.2	2.1
Avg. Stride Length [m]	6.1	7.4	7.7	7.8	8.0	7.6	7.4	7.4



- [] Ranking at each section and finish
- .-.- No data available at this section
- NA No data available



Horse/Jockey Name	Stampede Warrior
Final Rank	4
Fastest Section Time (Section)	0:11.29 (1400m)
Top Speed [km/h] (Section)	65.2 (1400m)
Race State	Finished



Mackay QLD Professional

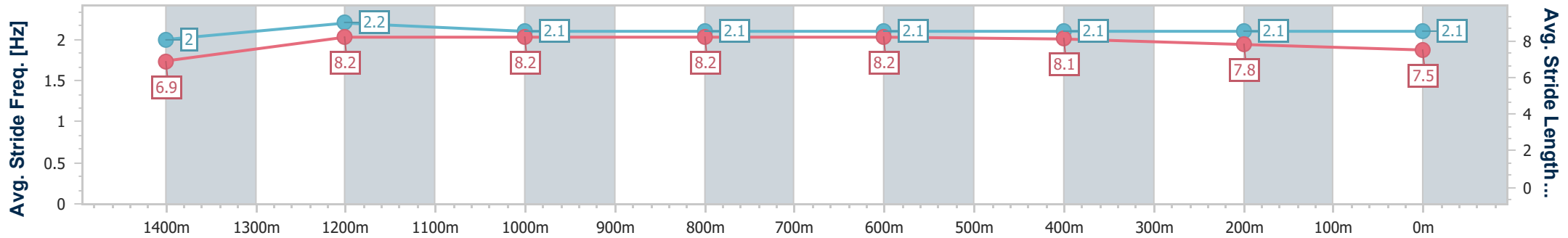
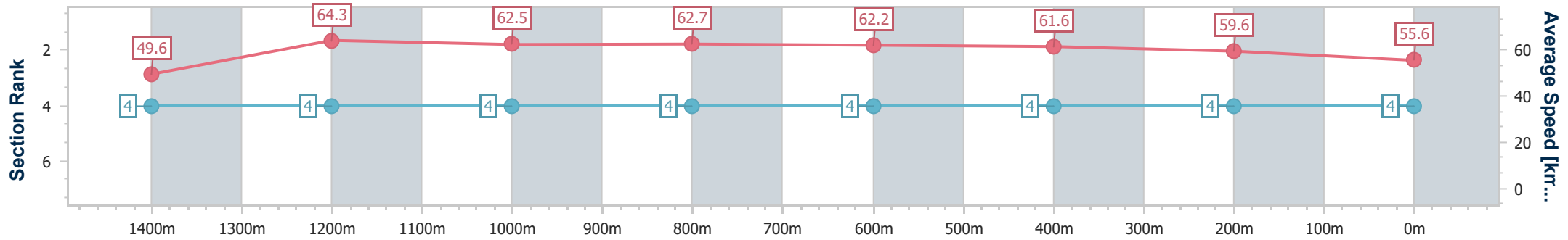
Race 2: LADBROKE IT! OPEN Handicap - 1560m

23 February 2024 - 13:59

Track Rating: Good 4, Weather: Fine, Rail Position: True



Section	Overall	1400m	1200m	1000m	800m	600m	400m	200m
Section Times	1:34.29 [4] (0:11.58)	1:22.71 [4] (0:11.29)	1:11.42 [4] (0:11.52)	0:59.90 [4] (0:11.51)	0:48.39 [4] (0:11.58)	0:36.81 [4] (0:11.75)	0:25.06 [4] (0:12.10)	0:12.96 [4] (0:12.96)
Average Speed [km/h]	49.6	64.3	62.5	62.7	62.2	61.6	59.6	55.6
Top Speed [km/h]	64.0	65.2	63.3	63.2	63.0	62.3	61.2	58.3
Avg. Dist. to Rail [m]	3.2	1.1	1.0	0.6	0.5	0.8	1.3	1.3
Avg. Stride Freq. [Hz]	2.0	2.2	2.1	2.1	2.1	2.1	2.1	2.1
Avg. Stride Length [m]	6.9	8.2	8.2	8.2	8.2	8.1	7.8	7.5



- [] Ranking at each section and finish
- .-.- No data available at this section
- NA No data available



Mackay QLD Professional

Race 3: LADBROKE RACING CLUB Maiden Handicap - 1560m

23 February 2024 - 14:34



MACKAY TURF CLUB
Ooralea Racecourse

Track Rating: Good 4, Weather: Fine, Rail Position: True

Section		Overall	1400m	1200m	1000m	800m	600m	400m	Last 600m				
Field Times		1:36.05 (0:11.27)	1:24.78 (0:11.99)	1:12.79 (0:11.93)	1:00.86 (0:12.33)	0:48.53 (0:12.34)	0:36.19 (0:11.94)	0:24.25 (0:11.96)	0:36.19				
Rank	TAB Horse/Jockey	Barrier	Top Speed [km/h]	Fastest Section									Distance Travelled [m]
1	3 FLAMENCO ROSE Ryan Wiggins	2	64.2 1400m	0:11.60 Overall	1:36.05 [1] (0:11.60)	1:24.45 [5] (0:11.81)	1:12.64 [3] (0:11.98)	1:00.66 [3] (0:12.35)	0:48.31 [4] (0:12.28)	0:36.03 [3] (0:11.94)	0:24.09 [3] (0:11.80)	0:36.03	
2	2 I SAY BOOM Nikki Olzard	3	61.9 1200m	0:11.39 Overall	1:36.21 [2] (0:11.39)	1:24.82 [2] (0:12.19)	1:12.63 [4] (0:11.95)	1:00.68 [4] (0:12.20)	0:48.48 [3] (0:12.33)	0:36.15 [4] (0:11.99)	0:24.16 [4] (0:11.94)	0:36.15	-12
3	4 LET'S ROLL Adrian Layt	1	63.3 1200m	0:11.27 Overall	1:36.75 [3] (0:11.27)	1:25.48 [1] (0:12.13)	1:13.35 [2] (0:11.88)	1:01.47 [2] (0:12.32)	0:49.15 [2] (0:12.29)	0:36.86 [2] (0:11.91)	0:24.95 [1] (0:12.06)	0:36.86	-12
4	7 VANCOUVER LIGHTS Corey Bayliss	4	63.8 1400m	0:11.47 Overall	1:37.63 [4] (0:11.47)	1:26.16 [3] (0:11.79)	1:14.37 [1] (0:11.93)	1:02.44 [1] (0:12.33)	0:50.11 [1] (0:12.34)	0:37.77 [1] (0:12.03)	0:25.74 [2] (0:12.28)	0:37.77	+2
5	5 CYBER JAM Adam Sewell	8	62.9 1200m	0:11.59 Overall	1:37.64 [5] (0:11.59)	1:26.05 [4] (0:12.08)	1:13.97 [5] (0:11.98)	1:01.99 [5] (0:12.31)	0:49.68 [5] (0:12.40)	0:37.28 [5] (0:12.09)	0:25.19 [5] (0:12.15)	0:37.28	+7
6	6 FAIRYBOWER FLYER Brooke Johnson	5	62.9 1200m	0:11.80 Overall	1:38.15 [6] (0:11.80)	1:26.35 [8] (0:12.11)	1:14.24 [7] (0:11.93)	1:02.31 [6] (0:12.22)	0:50.09 [6] (0:12.35)	0:37.74 [6] (0:12.24)	0:25.50 [6] (0:12.49)	0:37.74	-6
7	8 WILD AFFAIR Nathan Thomas	6	62.6 1400m	0:11.70 Overall	1:38.16 [7] (0:11.70)	1:26.46 [7] (0:12.16)	1:14.30 [6] (0:12.14)	1:02.16 [7] (0:12.25)	0:49.91 [7] (0:12.34)	0:37.57 [7] (0:12.15)	0:25.42 [7] (0:12.39)	0:37.57	+4
8	1 HEROIC HEIGHTS Les Tilley	7	61.5 1200m	0:11.60 Overall	1:39.47 [8] (0:11.60)	1:27.87 [6] (0:12.40)	1:15.47 [8] (0:12.06)	1:03.41 [8] (0:12.27)	0:51.14 [8] (0:12.43)	0:38.71 [8] (0:12.23)	0:26.48 [8] (0:12.59)	0:38.71	+0

[] Ranking at each section and finish
 -:-:- No data available at this section
 NA No data available

SCN Saddle cloth number
 DNF Did not finish
 DNT Did not track

Track Rating: Good 4, Weather: Fine, Rail Position: True

Section				200m				Last 600m	
Field Times				0:12.29 (0:12.29)				0:36.19	
Rank	TAB	Horse/Jockey	Barrier	Top Speed [km/h]	Fastest Section	Margin			Distance Travelled [m]
1	3	FLAMENCO ROSE Ryan Wiggins	2	64.2 1400m	0:11.60 Overall	0:12.29 [1] (0:12.29)	1:36.05		0:36.03
2	2	I SAY BOOM Nikki Olzard	3	61.9 1200m	0:11.39 Overall	0:12.22 [3] (0:12.22)	0.8L		0:36.15 -12
3	4	LET'S ROLL Adrian Layt	1	63.3 1200m	0:11.27 Overall	0:12.89 [2] (0:12.89)	3.8L		0:36.86 -12
4	7	VANCOUVER LIGHTS Corey Bayliss	4	63.8 1400m	0:11.47 Overall	0:13.46 [4] (0:13.46)	8.8L		0:37.77 +2
5	5	CYBER JAM Adam Sewell	8	62.9 1200m	0:11.59 Overall	0:13.04 [5] (0:13.04)	8.9L		0:37.28 +7
6	6	FAIRYBOWER FLYER Brooke Johnson	5	62.9 1200m	0:11.80 Overall	0:13.01 [7] (0:13.01)	11.9L		0:37.74 -6
7	8	WILD AFFAIR Nathan Thomas	6	62.6 1400m	0:11.70 Overall	0:13.03 [6] (0:13.03)	12L		0:37.57 +4
8	1	HEROIC HEIGHTS Les Tilley	7	61.5 1200m	0:11.60 Overall	0:13.89 [8] (0:13.89)	19.5L		0:38.71 +0



Horse/Jockey Name	Flamenco Rose
Final Rank	1
Fastest Section Time (Section)	0:11.60 (Overall)
Top Speed [km/h] (Section)	64.2 (1400m)
Race State	Finished



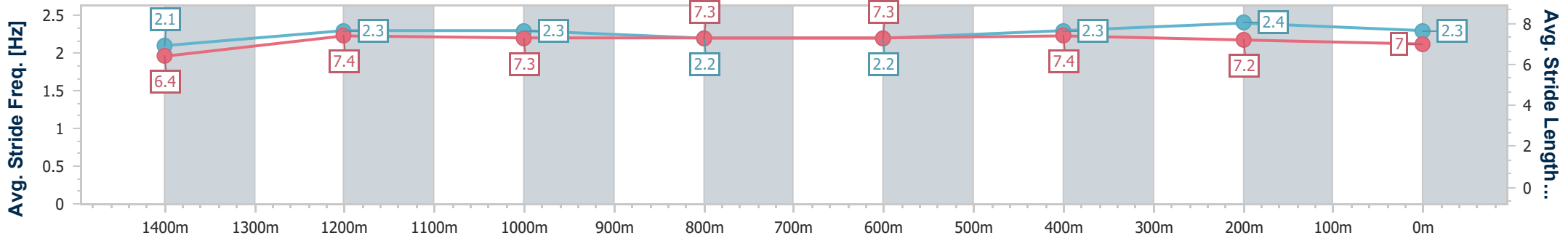
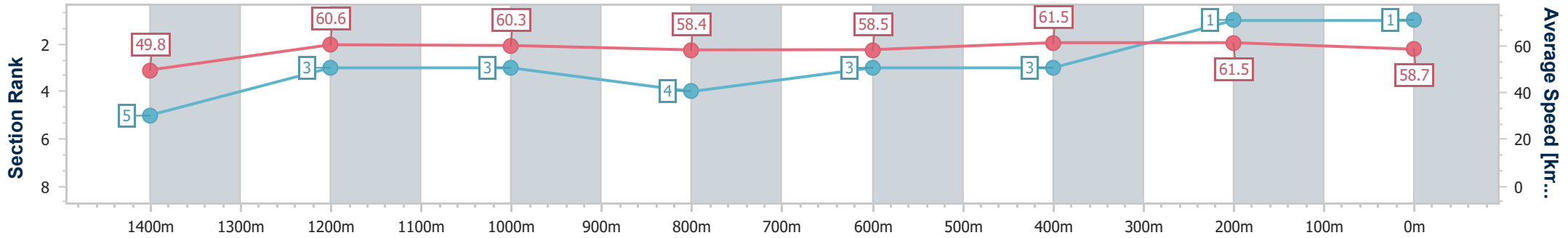
Mackay QLD Professional
Race 3: LADBROKE RACING CLUB Maiden Handicap - 1560m



23 February 2024 - 14:34

Track Rating: Good 4, Weather: Fine, Rail Position: True

Section	Overall	1400m	1200m	1000m	800m	600m	400m	200m
Section Times	1:36.05 [1] (0:11.60)	1:24.45 [5] (0:11.81)	1:12.64 [3] (0:11.98)	1:00.66 [3] (0:12.35)	0:48.31 [4] (0:12.28)	0:36.03 [3] (0:11.94)	0:24.09 [3] (0:11.80)	0:12.29 [1] (0:12.29)
Average Speed [km/h]	49.8	60.6	60.3	58.4	58.5	61.5	61.5	58.7
Top Speed [km/h]	60.7	64.2	63.4	59.7	59.9	62.6	62.9	61.5
Avg. Dist. to Rail [m]	1.4	0.8	0.5	0.4	0.5	2.5	3.5	3.5
Avg. Stride Freq. [Hz]	2.1	2.3	2.3	2.2	2.2	2.3	2.4	2.3
Avg. Stride Length [m]	6.4	7.4	7.3	7.3	7.3	7.4	7.2	7.0



- [] Ranking at each section and finish
- .-.- No data available at this section
- NA No data available



Horse/Jockey Name	I Say Boom
Final Rank	2
Fastest Section Time (Section)	0:11.39 (Overall)
Top Speed [km/h] (Section)	61.9 (1200m)
Race State	Finished



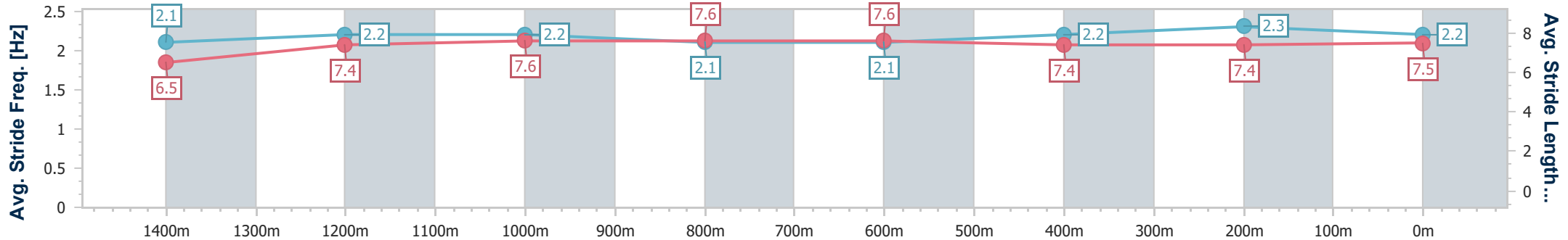
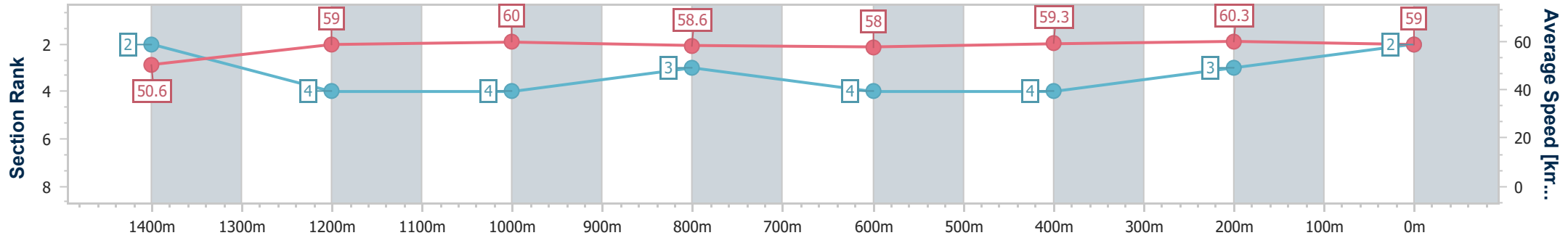
Mackay QLD Professional
Race 3: LADBROKE RACING CLUB Maiden Handicap - 1560m



23 February 2024 - 14:34

Track Rating: Good 4, Weather: Fine, Rail Position: True

Section	Overall	1400m	1200m	1000m	800m	600m	400m	200m
Section Times	1:36.21 [2] (0:11.39)	1:24.82 [2] (0:12.19)	1:12.63 [4] (0:11.95)	1:00.68 [4] (0:12.20)	0:48.48 [3] (0:12.33)	0:36.15 [4] (0:11.99)	0:24.16 [4] (0:11.94)	0:12.22 [3] (0:12.22)
Average Speed [km/h]	50.6	59.0	60.0	58.6	58.0	59.3	60.3	59.0
Top Speed [km/h]	60.6	60.4	61.9	59.7	58.8	60.5	61.4	61.3
Avg. Dist. to Rail [m]	2.8	0.5	1.9	2.3	2.2	1.2	0.7	3.9
Avg. Stride Freq. [Hz]	2.1	2.2	2.2	2.1	2.1	2.2	2.3	2.2
Avg. Stride Length [m]	6.5	7.4	7.6	7.6	7.6	7.4	7.4	7.5



- [] Ranking at each section and finish
- .-.- No data available at this section
- NA No data available



Horse/Jockey Name	Let's Roll
Final Rank	3
Fastest Section Time (Section)	0:11.27 (Overall)
Top Speed [km/h] (Section)	63.3 (1200m)
Race State	Finished

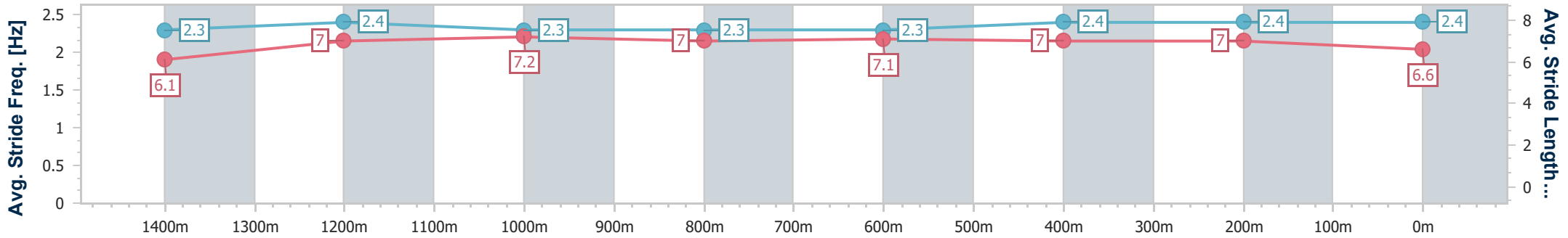
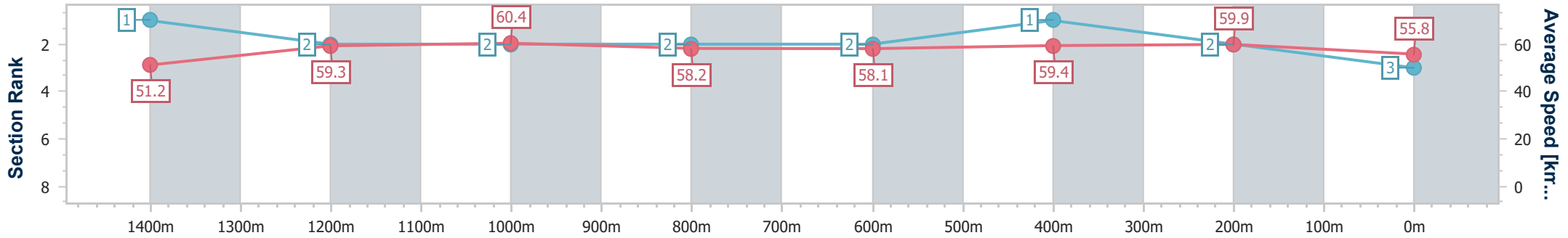


Mackay QLD Professional
Race 3: LADBROKE RACING CLUB Maiden Handicap - 1560m



23 February 2024 - 14:34
Track Rating: Good 4, Weather: Fine, Rail Position: True

Section	Overall	1400m	1200m	1000m	800m	600m	400m	200m
Section Times	1:36.75 [3] (0:11.27)	1:25.48 [1] (0:12.13)	1:13.35 [2] (0:11.88)	1:01.47 [2] (0:12.32)	0:49.15 [2] (0:12.29)	0:36.86 [2] (0:11.91)	0:24.95 [1] (0:12.06)	0:12.89 [2] (0:12.89)
Average Speed [km/h]	51.2	59.3	60.4	58.2	58.1	59.4	59.9	55.8
Top Speed [km/h]	59.8	63.3	63.3	59.4	58.8	61.4	61.6	58.9
Avg. Dist. to Rail [m]	1.7	0.5	1.2	1.7	2.7	1.9	1.2	1.2
Avg. Stride Freq. [Hz]	2.3	2.4	2.3	2.3	2.3	2.4	2.4	2.4
Avg. Stride Length [m]	6.1	7.0	7.2	7.0	7.1	7.0	7.0	6.6



- [] Ranking at each section and finish
- .-.- No data available at this section
- NA No data available



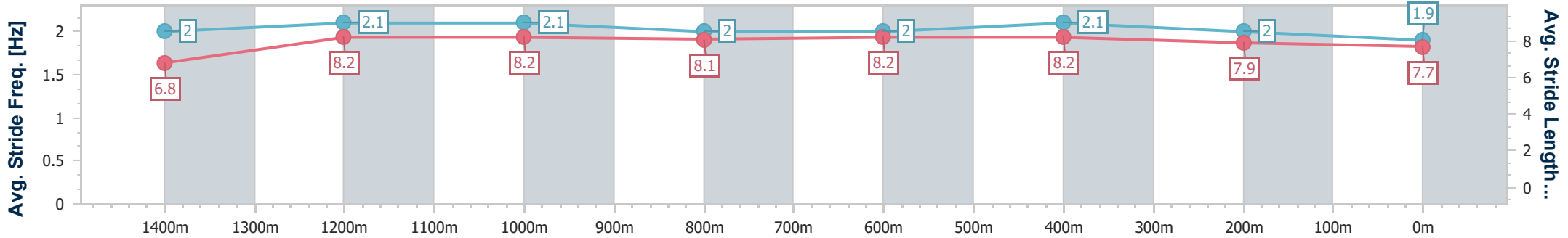
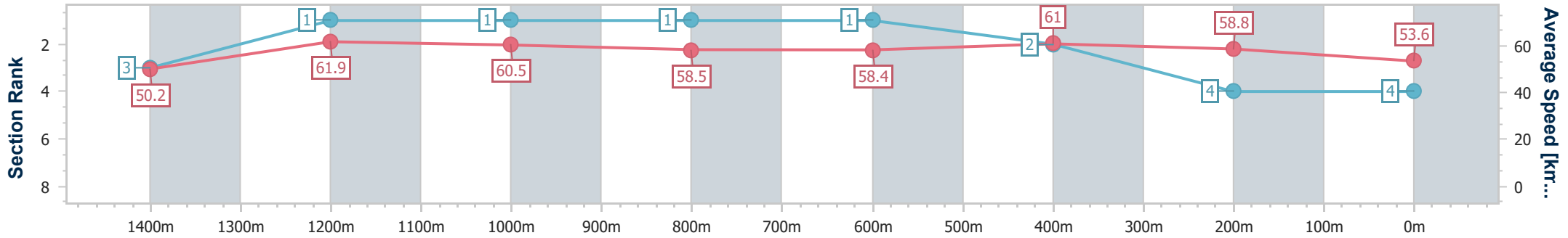
Horse/Jockey Name	Vancouver Lights
Final Rank	4
Fastest Section Time (Section)	0:11.47 (Overall)
Top Speed [km/h] (Section)	63.8 (1400m)
Race State	Finished



Mackay QLD Professional
 Race 3: LADBROKE RACING CLUB Maiden Handicap - 1560m
 23 February 2024 - 14:34
 Track Rating: Good 4, Weather: Fine, Rail Position: True



Section	Overall	1400m	1200m	1000m	800m	600m	400m	200m
Section Times	1:37.63 [4] (0:11.47)	1:26.16 [3] (0:11.79)	1:14.37 [1] (0:11.93)	1:02.44 [1] (0:12.33)	0:50.11 [1] (0:12.34)	0:37.77 [1] (0:12.03)	0:25.74 [2] (0:12.28)	0:13.46 [4] (0:13.46)
Average Speed [km/h]	50.2	61.9	60.5	58.5	58.4	61.0	58.8	53.6
Top Speed [km/h]	60.3	63.8	62.7	59.9	59.5	61.4	60.9	56.4
Avg. Dist. to Rail [m]	4.3	2.4	1.5	0.9	1.1	2.0	3.3	4.6
Avg. Stride Freq. [Hz]	2.0	2.1	2.1	2.0	2.0	2.1	2.0	1.9
Avg. Stride Length [m]	6.8	8.2	8.2	8.1	8.2	8.2	7.9	7.7



- [] Ranking at each section and finish
- .-.- No data available at this section
- NA No data available



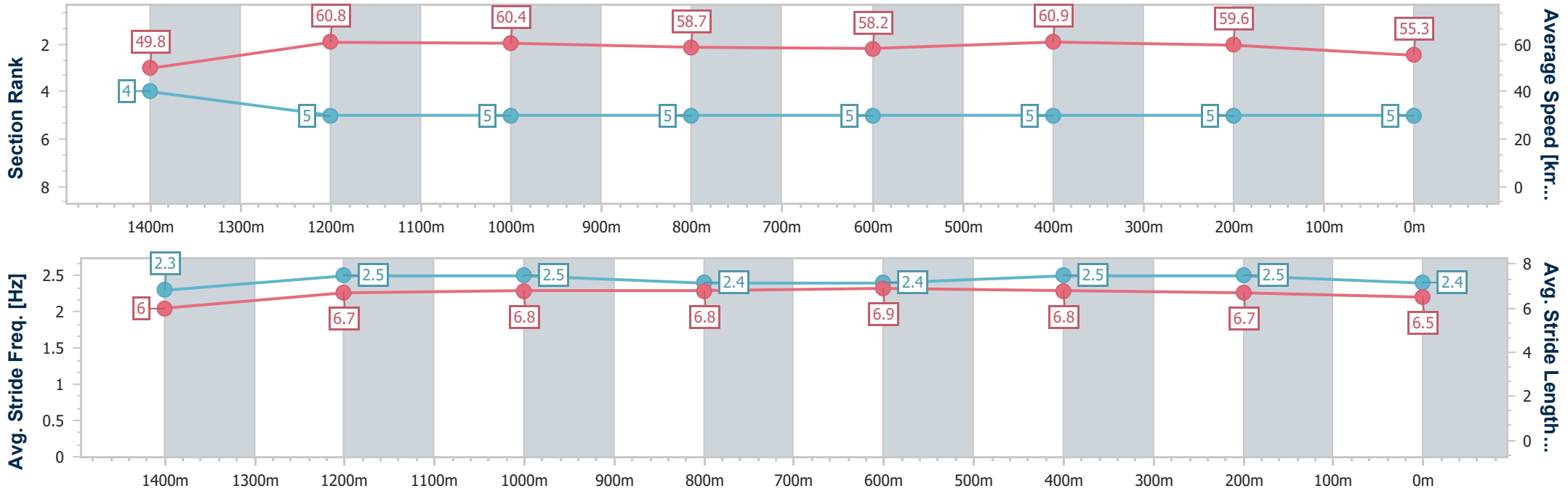
Horse/Jockey Name	Cyber Jam
Final Rank	5
Fastest Section Time (Section)	0:11.59 (Overall)
Top Speed [km/h] (Section)	62.9 (1200m)
Race State	Finished



Mackay QLD Professional
 Race 3: LADBROKE RACING CLUB Maiden Handicap - 1560m
 23 February 2024 - 14:34
 Track Rating: Good 4, Weather: Fine, Rail Position: True



Section	Overall	1400m	1200m	1000m	800m	600m	400m	200m
Section Times	1:37.64 [5] (0:11.59)	1:26.05 [4] (0:12.08)	1:13.97 [5] (0:11.98)	1:01.99 [5] (0:12.31)	0:49.68 [5] (0:12.40)	0:37.28 [5] (0:12.09)	0:25.19 [5] (0:12.15)	0:13.04 [5] (0:13.04)
Average Speed [km/h]	49.8	60.8	60.4	58.7	58.2	60.9	59.6	55.3
Top Speed [km/h]	61.6	62.3	62.9	59.8	60.4	61.7	60.6	58.5
Avg. Dist. to Rail [m]	8.4	4.5	1.5	1.6	1.6	2.7	3.5	5.9
Avg. Stride Freq. [Hz]	2.3	2.5	2.5	2.4	2.4	2.5	2.5	2.4
Avg. Stride Length [m]	6.0	6.7	6.8	6.8	6.9	6.8	6.7	6.5



- [] Ranking at each section and finish
- .-.- No data available at this section
- NA No data available



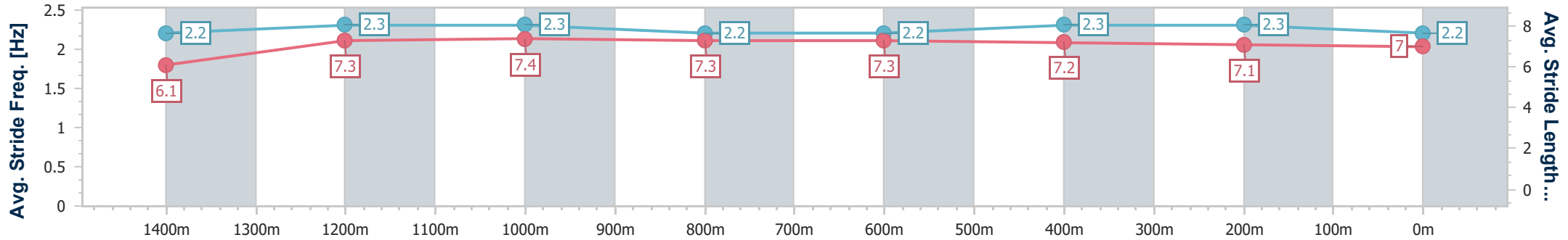
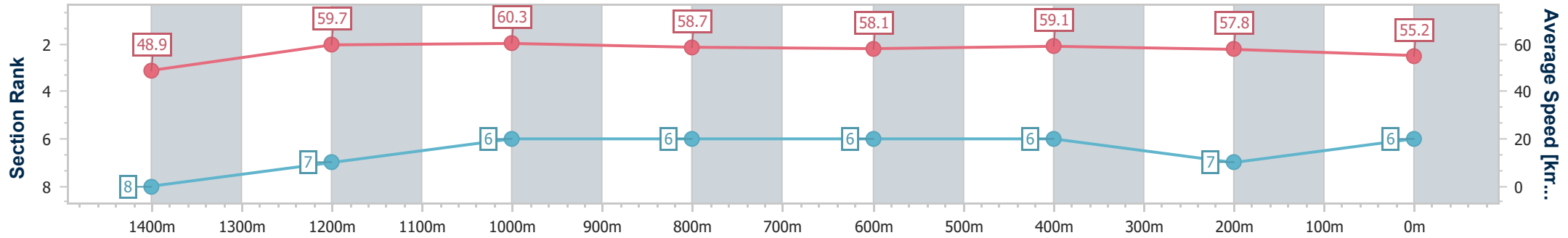
Horse/Jockey Name	Fairybower Flyer
Final Rank	6
Fastest Section Time (Section)	0:11.80 (Overall)
Top Speed [km/h] (Section)	62.9 (1200m)
Race State	Finished



Mackay QLD Professional
 Race 3: LADBROKE RACING CLUB Maiden Handicap - 1560m
 23 February 2024 - 14:34
 Track Rating: Good 4, Weather: Fine, Rail Position: True



Section	Overall	1400m	1200m	1000m	800m	600m	400m	200m
Section Times	1:38.15 [6] (0:11.80)	1:26.35 [8] (0:12.11)	1:14.24 [7] (0:11.93)	1:02.31 [6] (0:12.22)	0:50.09 [6] (0:12.35)	0:37.74 [6] (0:12.24)	0:25.50 [6] (0:12.49)	0:13.01 [7] (0:13.01)
Average Speed [km/h]	48.9	59.7	60.3	58.7	58.1	59.1	57.8	55.2
Top Speed [km/h]	62.3	61.9	62.9	60.4	59.6	60.3	59.1	56.9
Avg. Dist. to Rail [m]	4.1	0.7	0.5	1.1	1.1	1.0	1.9	2.0
Avg. Stride Freq. [Hz]	2.2	2.3	2.3	2.2	2.2	2.3	2.3	2.2
Avg. Stride Length [m]	6.1	7.3	7.4	7.3	7.3	7.2	7.1	7.0



- [] Ranking at each section and finish
- .-.- No data available at this section
- NA No data available



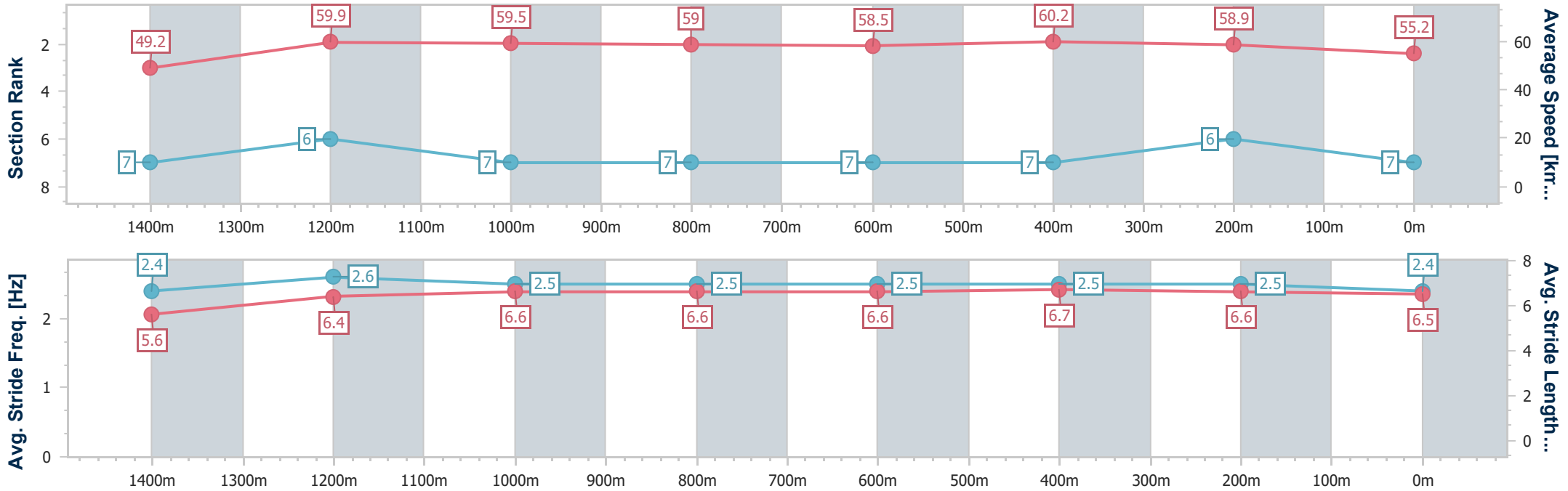
Horse/Jockey Name	Wild Affair
Final Rank	7
Fastest Section Time (Section)	0:11.70 (Overall)
Top Speed [km/h] (Section)	62.6 (1400m)
Race State	Finished



Mackay QLD Professional
 Race 3: LADBROKE RACING CLUB Maiden Handicap - 1560m
 23 February 2024 - 14:34
 Track Rating: Good 4, Weather: Fine, Rail Position: True



Section	Overall	1400m	1200m	1000m	800m	600m	400m	200m
Section Times	1:38.16 [7] (0:11.70)	1:26.46 [7] (0:12.16)	1:14.30 [6] (0:12.14)	1:02.16 [7] (0:12.25)	0:49.91 [7] (0:12.34)	0:37.57 [7] (0:12.15)	0:25.42 [7] (0:12.39)	0:13.03 [6] (0:13.03)
Average Speed [km/h]	49.2	59.9	59.5	59.0	58.5	60.2	58.9	55.2
Top Speed [km/h]	60.5	62.6	61.1	59.9	59.7	60.8	59.9	57.3
Avg. Dist. to Rail [m]	5.6	2.2	1.8	1.9	0.9	2.1	5.6	6.4
Avg. Stride Freq. [Hz]	2.4	2.6	2.5	2.5	2.5	2.5	2.5	2.4
Avg. Stride Length [m]	5.6	6.4	6.6	6.6	6.6	6.7	6.6	6.5



- [] Ranking at each section and finish
- .-.- No data available at this section
- NA No data available



Horse/Jockey Name	Heroic Heights
Final Rank	8
Fastest Section Time (Section)	0:11.60 (Overall)
Top Speed [km/h] (Section)	61.5 (1200m)
Race State	Finished

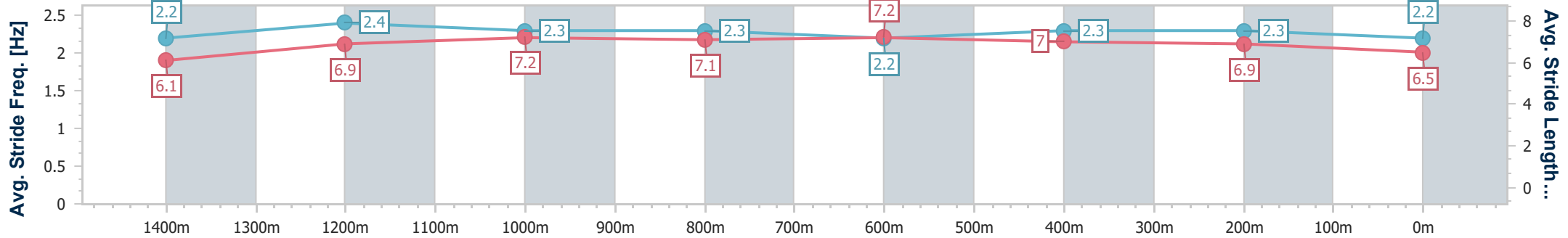
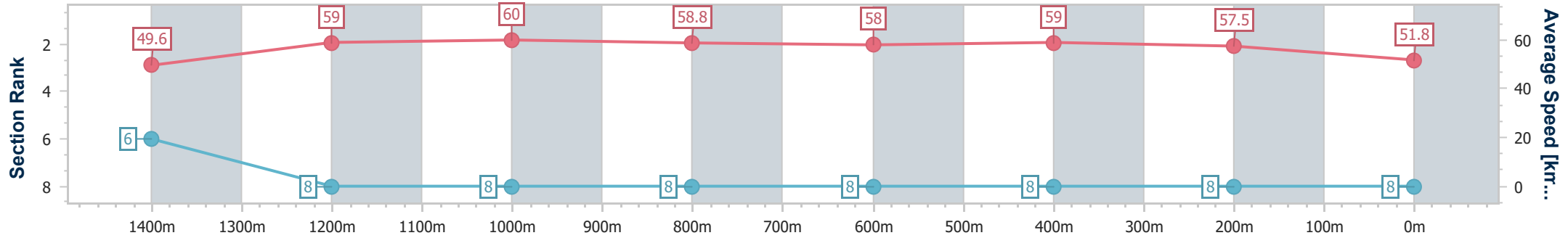


Mackay QLD Professional
Race 3: LADBROKE RACING CLUB Maiden Handicap - 1560m



23 February 2024 - 14:34
Track Rating: Good 4, Weather: Fine, Rail Position: True

Section	Overall	1400m	1200m	1000m	800m	600m	400m	200m
Section Times	1:39.47 [8] (0:11.60)	1:27.87 [6] (0:12.40)	1:15.47 [8] (0:12.06)	1:03.41 [8] (0:12.27)	0:51.14 [8] (0:12.43)	0:38.71 [8] (0:12.23)	0:26.48 [8] (0:12.59)	0:13.89 [8] (0:13.89)
Average Speed [km/h]	49.6	59.0	60.0	58.8	58.0	59.0	57.5	51.8
Top Speed [km/h]	60.6	60.9	61.5	61.3	58.9	60.3	59.4	55.7
Avg. Dist. to Rail [m]	6.9	3.7	1.6	0.8	0.8	0.7	2.7	4.1
Avg. Stride Freq. [Hz]	2.2	2.4	2.3	2.3	2.2	2.3	2.3	2.2
Avg. Stride Length [m]	6.1	6.9	7.2	7.1	7.2	7.0	6.9	6.5



- [] Ranking at each section and finish
- .-.- No data available at this section
- NA No data available



Mackay QLD Professional

Race 4: CONGRATULATION TO TIM & SINEAD Class 3 Plate - 1560m

23 February 2024 - 15:14



MACKAY TURF CLUB

Ooralea Racecourse

Track Rating: Good 4, Weather: Fine, Rail Position: True

Section		Field Times												
Overall	1400m	1200m	1000m	800m	600m	400m	Last 600m							
1:35.06 (0:11.51)	1:23.55 (0:11.93)	1:11.62 (0:11.47)	1:00.15 (0:12.15)	0:48.00 (0:12.14)	0:35.86 (0:11.98)	0:23.88 (0:11.69)	0:35.86							
Rank	TAB	Horse/Jockey	Barrier	Top Speed [km/h]	Fastest Section								Distance Travelled [m]	
1	2	DIASONIC Adam Sewell	9	65.0 1200m	0:11.47 1200m	1:35.06 [1] (0:11.51)	1:23.55 [1] (0:11.93)	1:11.62 [1] (0:11.47)	1:00.15 [1] (0:12.15)	0:48.00 [1] (0:12.14)	0:35.86 [1] (0:11.98)	0:23.88 [1] (0:11.69)	0:35.86	
2	1	CANNY BE BETTER Justin Stanley	6	63.0 600m	0:11.63 Overall	1:35.33 [2] (0:11.63)	1:23.70 [3] (0:11.92)	1:11.78 [3] (0:11.74)	1:00.04 [3] (0:12.04)	0:48.00 [3] (0:12.10)	0:35.90 [4] (0:11.89)	0:24.01 [4] (0:11.76)	0:35.90	+6
3	5	SHADOW PROJECT Warwick Satherley	4	64.1 400m	0:11.56 400m	1:35.33 [3] (0:11.88)	1:23.45 [7] (0:12.17)	1:11.28 [7] (0:11.80)	0:59.48 [7] (0:12.00)	0:47.48 [7] (0:12.02)	0:35.46 [7] (0:11.84)	0:23.62 [7] (0:11.56)	0:35.46	+6
4	3	ENTERPRISE PHOENIX Les Tilley	7	62.7 1200m	0:11.69 400m	1:35.35 [4] (0:11.71)	1:23.64 [4] (0:12.18)	1:11.46 [5] (0:11.72)	0:59.74 [5] (0:11.99)	0:47.75 [5] (0:12.06)	0:35.69 [6] (0:11.89)	0:23.80 [5] (0:11.69)	0:35.69	+7
5	6	BULLOCK ISLAND Corey Bayliss	5	62.8 1200m	0:11.51 Overall	1:35.83 [5] (0:11.51)	1:24.32 [2] (0:12.03)	1:12.29 [2] (0:11.65)	1:00.64 [2] (0:12.08)	0:48.56 [2] (0:11.94)	0:36.62 [2] (0:12.00)	0:24.62 [2] (0:12.02)	0:36.62	+0
6	4	LENNY ROCKET Brooke Johnson	3	62.1 800m	0:11.72 1200m	1:35.84 [6] (0:11.86)	1:23.98 [6] (0:11.94)	1:12.04 [4] (0:11.72)	1:00.32 [4] (0:12.03)	0:48.29 [4] (0:11.74)	0:36.55 [3] (0:12.00)	0:24.55 [3] (0:11.90)	0:36.55	-2
7	9	MARSHY Nathan Thomas	8	62.3 400m	0:11.77 400m	1:36.00 [7] (0:11.86)	1:24.14 [5] (0:12.32)	1:11.82 [8] (0:11.84)	0:59.98 [8] (0:11.96)	0:48.02 [8] (0:12.04)	0:35.98 [8] (0:11.85)	0:24.13 [8] (0:11.77)	0:35.98	+5
8	7	DENSITY Nikki Olzard	2	63.3 400m	0:11.79 400m	1:36.07 [8] (0:11.99)	1:24.08 [8] (0:12.01)	1:12.07 [6] (0:11.84)	1:00.23 [6] (0:11.98)	0:48.25 [6] (0:11.80)	0:36.45 [5] (0:11.99)	0:24.46 [6] (0:11.79)	0:36.45	+2

Scratched: Seisme (#8)

[] Ranking at each section and finish
 -:-:- No data available at this section
 NA No data available

SCN Saddle cloth number
 DNF Did not finish
 DNT Did not track



Mackay QLD Professional

Race 4: CONGRATULATION TO TIM & SINEAD Class 3 Plate - 1560m

23 February 2024 - 15:14



MACKAY TURF CLUB
Ooralea Racecourse

Track Rating: Good 4, Weather: Fine, Rail Position: True

Section				200m				Last 600m	
Field Times				0:12.19 (0:12.19)				0:35.86	
Rank	TAB	Horse/Jockey	Barrier	Top Speed [km/h]	Fastest Section	Margin			Distance Travelled [m]
1	2	DIASONIC Adam Sewell	9	65.0 1200m	0:11.47 1200m	0:12.19 [1] (0:12.19)	1:35.06		0:35.86
2	1	CANNY BE BETTER Justin Stanley	6	63.0 600m	0:11.63 Overall	0:12.25 [2] (0:12.25)	1.5L		0:35.90 +6
3	5	SHADOW PROJECT Warwick Satherley	4	64.1 400m	0:11.56 400m	0:12.06 [6] (0:12.06)	1.6L		0:35.46 +6
4	3	ENTERPRISE PHOENIX Les Tilley	7	62.7 1200m	0:11.69 400m	0:12.11 [5] (0:12.11)	1.7L		0:35.69 +7
5	6	BULLOCK ISLAND Corey Bayliss	5	62.8 1200m	0:11.51 Overall	0:12.60 [4] (0:12.60)	4.5L		0:36.62 +0
6	4	LENNY ROCKET Brooke Johnson	3	62.1 800m	0:11.72 1200m	0:12.65 [3] (0:12.65)	4.6L		0:36.55 -2
7	9	MARSHY Nathan Thomas	8	62.3 400m	0:11.77 400m	0:12.36 [8] (0:12.36)	5.4L		0:35.98 +5
8	7	DENSITY Nikki Olzard	2	63.3 400m	0:11.79 400m	0:12.67 [7] (0:12.67)	5.7L		0:36.45 +2

Scratched: Seisme (#8)

[] Ranking at each section and finish
 -:-:- No data available at this section
 NA No data available

SCN Saddle cloth number
 DNF Did not finish
 DNT Did not track



Horse/Jockey Name	Diasonic
Final Rank	1
Fastest Section Time (Section)	0:11.47 (1200m)
Top Speed [km/h] (Section)	65.0 (1200m)
Race State	Finished



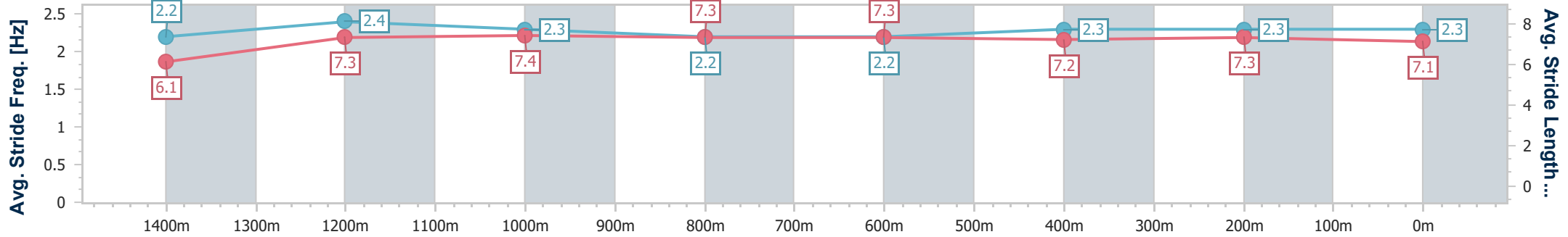
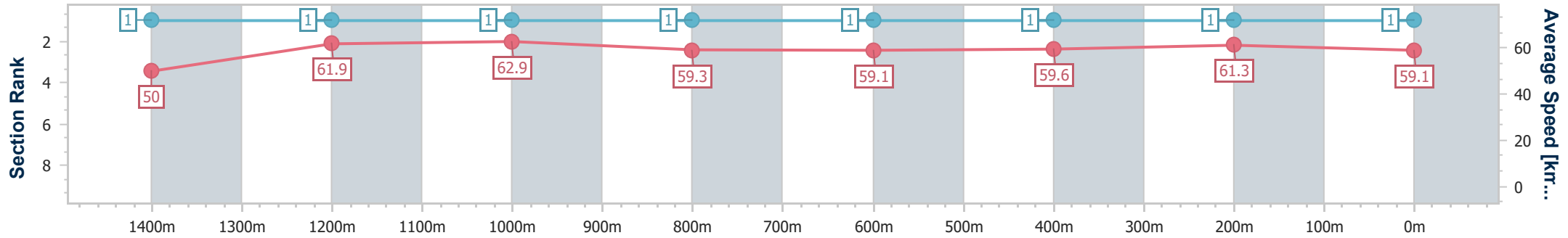
Mackay QLD Professional
Race 4: CONGRATULATION TO TIM & SINEAD Class 3 Plate - 1560m



23 February 2024 - 15:14

Track Rating: Good 4, Weather: Fine, Rail Position: True

Section	Overall	1400m	1200m	1000m	800m	600m	400m	200m
Section Times	1:35.06 [1] (0:11.51)	1:23.55 [1] (0:11.93)	1:11.62 [1] (0:11.47)	1:00.15 [1] (0:12.15)	0:48.00 [1] (0:12.14)	0:35.86 [1] (0:11.98)	0:23.88 [1] (0:11.69)	0:12.19 [1] (0:12.19)
Average Speed [km/h]	50.0	61.9	62.9	59.3	59.1	59.6	61.3	59.1
Top Speed [km/h]	60.9	63.1	65.0	60.8	60.1	60.5	62.8	62.5
Avg. Dist. to Rail [m]	9.4	5.2	2.3	0.5	0.6	1.3	0.7	1.1
Avg. Stride Freq. [Hz]	2.2	2.4	2.3	2.2	2.2	2.3	2.3	2.3
Avg. Stride Length [m]	6.1	7.3	7.4	7.3	7.3	7.2	7.3	7.1



- [] Ranking at each section and finish
- .-.- No data available at this section
- NA No data available



Horse/Jockey Name	Canny Be Better
Final Rank	2
Fastest Section Time (Section)	0:11.63 (Overall)
Top Speed [km/h] (Section)	63.0 (600m)
Race State	Finished



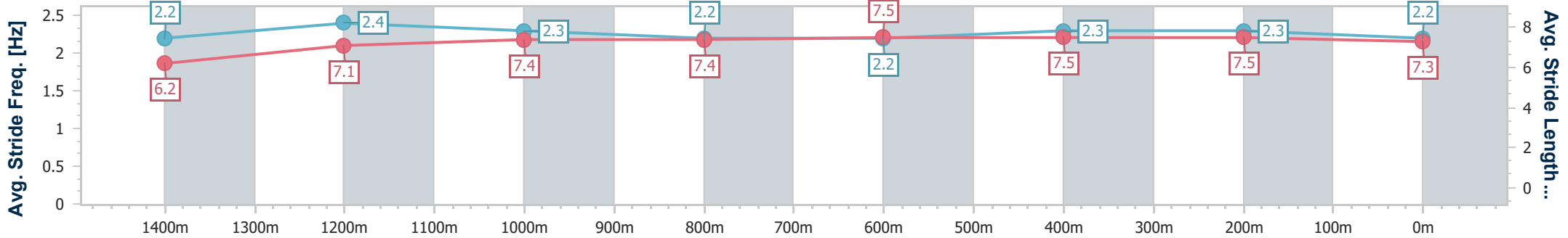
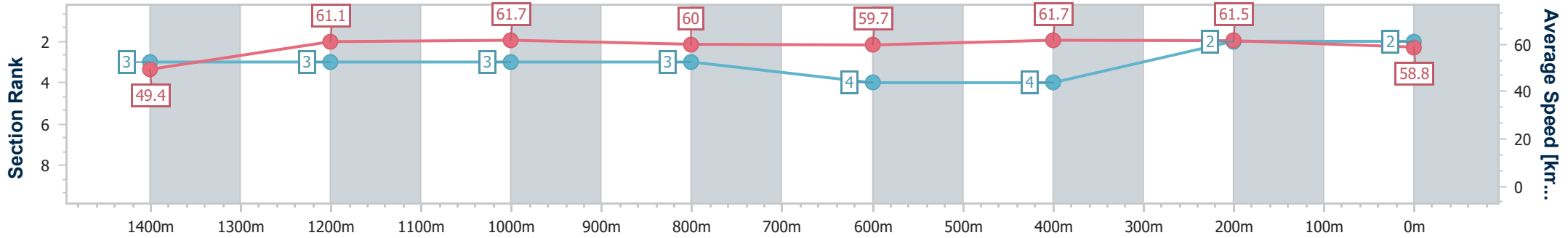
Mackay QLD Professional
Race 4: CONGRATULATION TO TIM & SINEAD Class 3 Plate - 1560m



23 February 2024 - 15:14

Track Rating: Good 4, Weather: Fine, Rail Position: True

Section	Overall	1400m	1200m	1000m	800m	600m	400m	200m
Section Times	1:35.33 [2] (0:11.63)	1:23.70 [3] (0:11.92)	1:11.78 [3] (0:11.74)	1:00.04 [3] (0:12.04)	0:48.00 [3] (0:12.10)	0:35.90 [4] (0:11.89)	0:24.01 [4] (0:11.76)	0:12.25 [2] (0:12.25)
Average Speed [km/h]	49.4	61.1	61.7	60.0	59.7	61.7	61.5	58.8
Top Speed [km/h]	59.8	62.6	62.0	61.0	61.0	63.0	62.6	61.5
Avg. Dist. to Rail [m]	6.0	2.8	2.0	1.6	2.0	2.3	3.1	3.5
Avg. Stride Freq. [Hz]	2.2	2.4	2.3	2.2	2.2	2.3	2.3	2.2
Avg. Stride Length [m]	6.2	7.1	7.4	7.4	7.5	7.5	7.5	7.3



- [] Ranking at each section and finish
- .-.- No data available at this section
- NA No data available



Horse/Jockey Name	Shadow Project
Final Rank	3
Fastest Section Time (Section)	0:11.56 (400m)
Top Speed [km/h] (Section)	64.1 (400m)
Race State	Finished



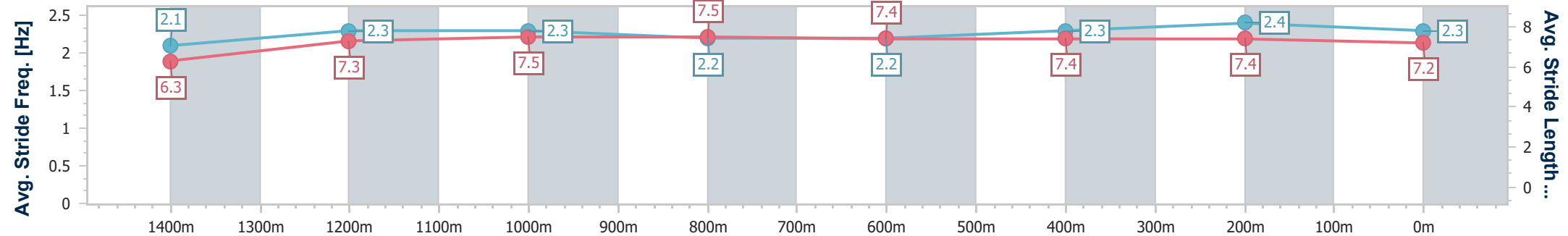
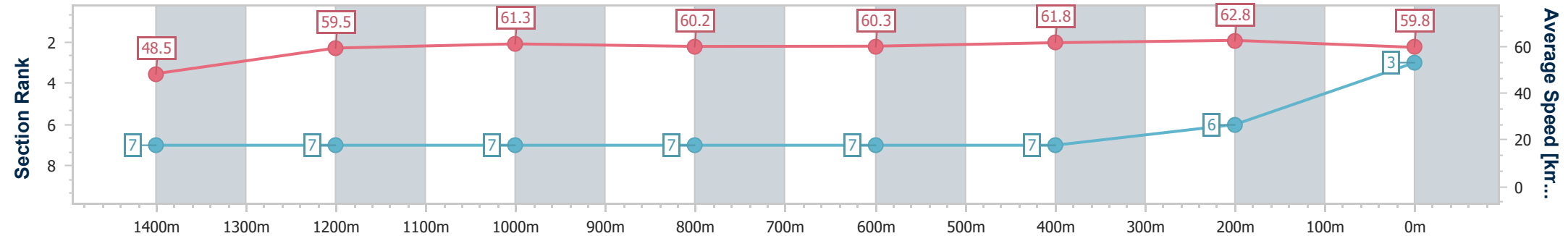
Mackay QLD Professional
Race 4: CONGRATULATION TO TIM & SINEAD Class 3 Plate - 1560m



23 February 2024 - 15:14

Track Rating: Good 4, Weather: Fine, Rail Position: True

Section	Overall	1400m	1200m	1000m	800m	600m	400m	200m
Section Times	1:35.33 [3] (0:11.88)	1:23.45 [7] (0:12.17)	1:11.28 [7] (0:11.80)	0:59.48 [7] (0:12.00)	0:47.48 [7] (0:12.02)	0:35.46 [7] (0:11.84)	0:23.62 [7] (0:11.56)	0:12.06 [6] (0:12.06)
Average Speed [km/h]	48.5	59.5	61.3	60.2	60.3	61.8	62.8	59.8
Top Speed [km/h]	59.1	60.4	62.2	61.0	60.6	63.1	64.1	62.6
Avg. Dist. to Rail [m]	3.6	1.7	1.4	1.5	1.6	2.0	4.9	6.0
Avg. Stride Freq. [Hz]	2.1	2.3	2.3	2.2	2.2	2.3	2.4	2.3
Avg. Stride Length [m]	6.3	7.3	7.5	7.5	7.4	7.4	7.4	7.2



- [] Ranking at each section and finish
- .-.- No data available at this section
- NA No data available



Horse/Jockey Name	Enterprise Phoenix
Final Rank	4
Fastest Section Time (Section)	0:11.69 (400m)
Top Speed [km/h] (Section)	62.7 (1200m)
Race State	Finished



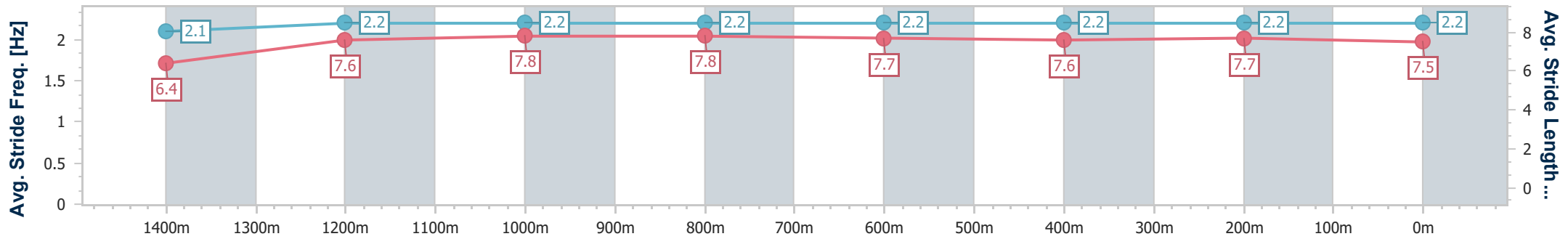
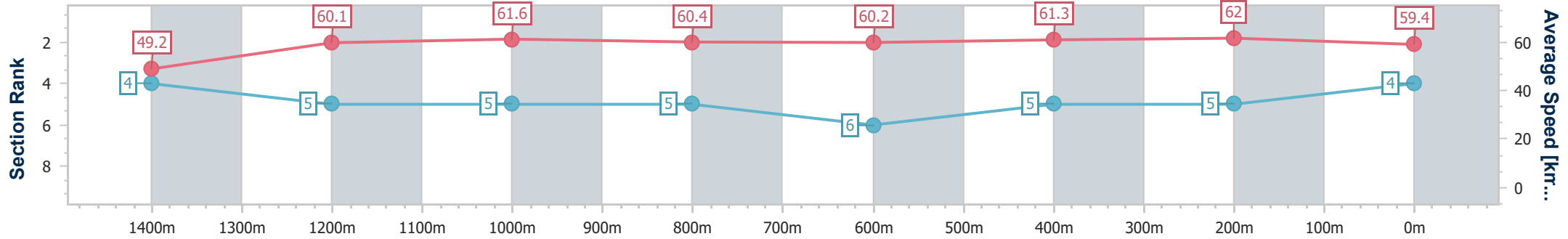
Mackay QLD Professional
Race 4: CONGRATULATION TO TIM & SINEAD Class 3 Plate - 1560m



23 February 2024 - 15:14

Track Rating: Good 4, Weather: Fine, Rail Position: True

Section	Overall	1400m	1200m	1000m	800m	600m	400m	200m
Section Times	1:35.35 [4] (0:11.71)	1:23.64 [4] (0:12.18)	1:11.46 [5] (0:11.72)	0:59.74 [5] (0:11.99)	0:47.75 [5] (0:12.06)	0:35.69 [6] (0:11.89)	0:23.80 [5] (0:11.69)	0:12.11 [5] (0:12.11)
Average Speed [km/h]	49.2	60.1	61.6	60.4	60.2	61.3	62.0	59.4
Top Speed [km/h]	60.2	61.8	62.7	61.0	61.1	62.1	62.4	62.1
Avg. Dist. to Rail [m]	6.9	3.2	2.1	1.6	1.7	1.9	3.3	3.6
Avg. Stride Freq. [Hz]	2.1	2.2	2.2	2.2	2.2	2.2	2.2	2.2
Avg. Stride Length [m]	6.4	7.6	7.8	7.8	7.7	7.6	7.7	7.5



- [] Ranking at each section and finish
- .-.- No data available at this section
- NA No data available



Horse/Jockey Name	Bullock Island
Final Rank	5
Fastest Section Time (Section)	0:11.51 (Overall)
Top Speed [km/h] (Section)	62.8 (1200m)
Race State	Finished



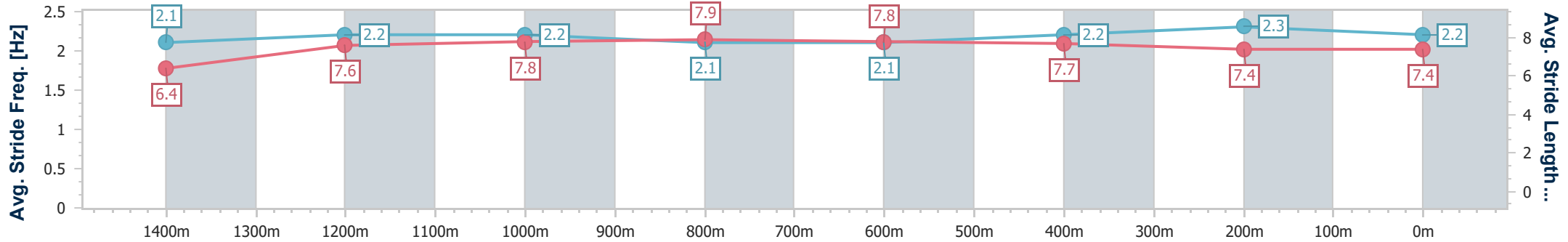
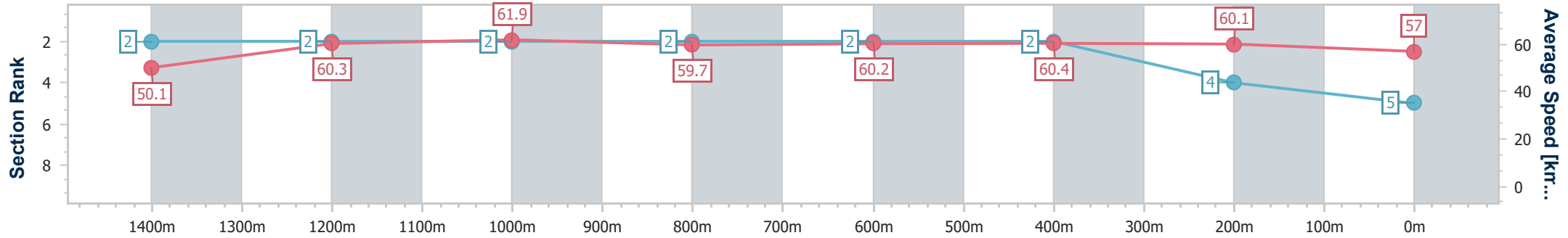
Mackay QLD Professional
Race 4: CONGRATULATION TO TIM & SINEAD Class 3 Plate - 1560m



23 February 2024 - 15:14

Track Rating: Good 4, Weather: Fine, Rail Position: True

Section	Overall	1400m	1200m	1000m	800m	600m	400m	200m
Section Times	1:35.83 [5] (0:11.51)	1:24.32 [2] (0:12.03)	1:12.29 [2] (0:11.65)	1:00.64 [2] (0:12.08)	0:48.56 [2] (0:11.94)	0:36.62 [2] (0:12.00)	0:24.62 [2] (0:12.02)	0:12.60 [4] (0:12.60)
Average Speed [km/h]	50.1	60.3	61.9	59.7	60.2	60.4	60.1	57.0
Top Speed [km/h]	61.5	62.0	62.8	60.8	60.8	61.0	60.6	60.3
Avg. Dist. to Rail [m]	5.0	1.4	0.7	0.4	0.8	0.5	2.2	2.6
Avg. Stride Freq. [Hz]	2.1	2.2	2.2	2.1	2.1	2.2	2.3	2.2
Avg. Stride Length [m]	6.4	7.6	7.8	7.9	7.8	7.7	7.4	7.4



- [] Ranking at each section and finish
- .-.- No data available at this section
- NA No data available



Horse/Jockey Name	Lenny Rocket
Final Rank	6
Fastest Section Time (Section)	0:11.72 (1200m)
Top Speed [km/h] (Section)	62.1 (800m)
Race State	Finished



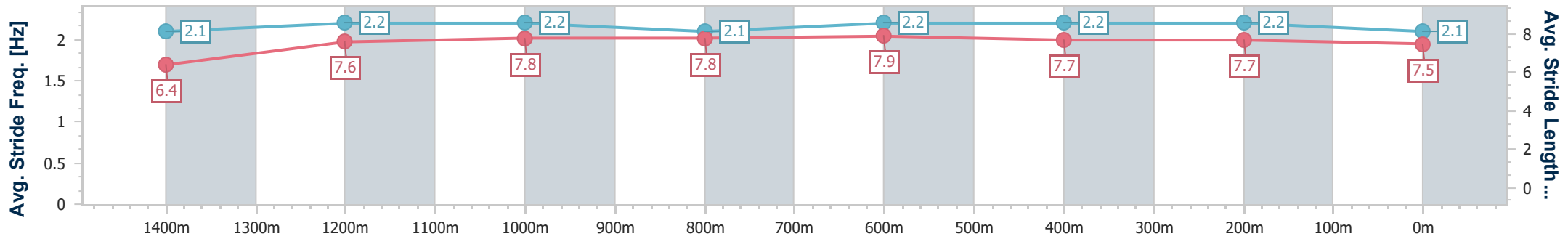
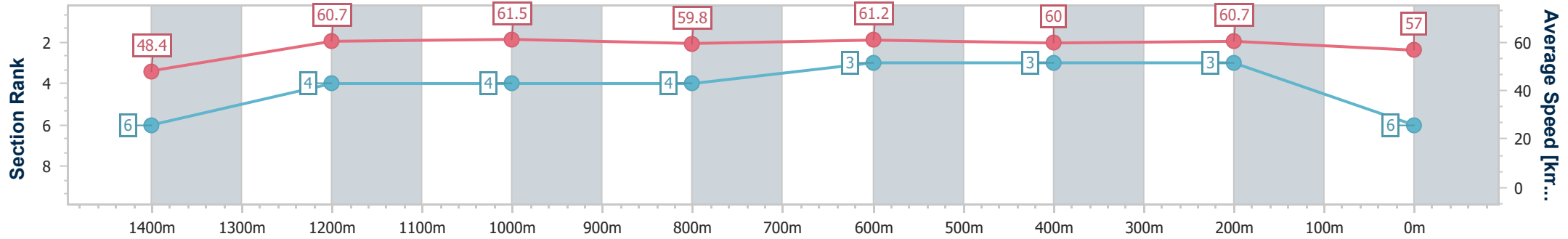
Mackay QLD Professional
Race 4: CONGRATULATION TO TIM & SINEAD Class 3 Plate - 1560m



23 February 2024 - 15:14

Track Rating: Good 4, Weather: Fine, Rail Position: True

Section	Overall	1400m	1200m	1000m	800m	600m	400m	200m
Section Times	1:35.84 [6] (0:11.86)	1:23.98 [6] (0:11.94)	1:12.04 [4] (0:11.72)	1:00.32 [4] (0:12.03)	0:48.29 [4] (0:11.74)	0:36.55 [3] (0:12.00)	0:24.55 [3] (0:11.90)	0:12.65 [3] (0:12.65)
Average Speed [km/h]	48.4	60.7	61.5	59.8	61.2	60.0	60.7	57.0
Top Speed [km/h]	62.1	61.7	62.1	61.3	62.1	60.8	61.9	59.9
Avg. Dist. to Rail [m]	3.3	1.5	0.8	0.6	0.7	0.7	1.9	1.6
Avg. Stride Freq. [Hz]	2.1	2.2	2.2	2.1	2.2	2.2	2.2	2.1
Avg. Stride Length [m]	6.4	7.6	7.8	7.8	7.9	7.7	7.7	7.5



- [] Ranking at each section and finish
- .-.- No data available at this section
- NA No data available



Horse/Jockey Name	Marshy
Final Rank	7
Fastest Section Time (Section)	0:11.77 (400m)
Top Speed [km/h] (Section)	62.3 (400m)
Race State	Finished



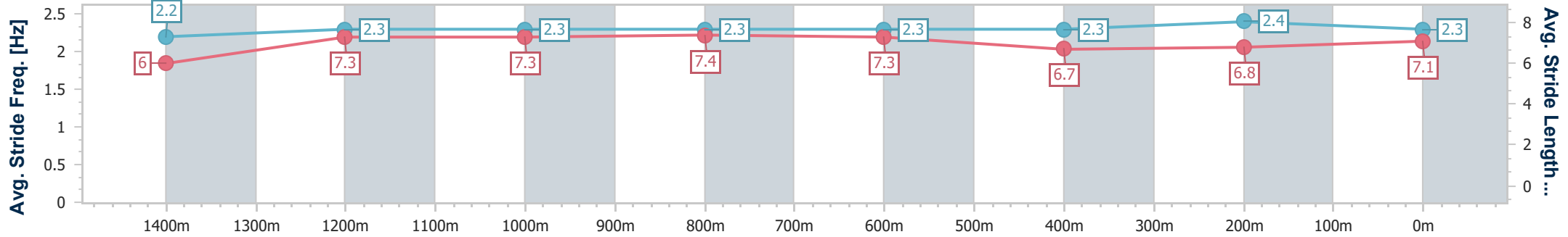
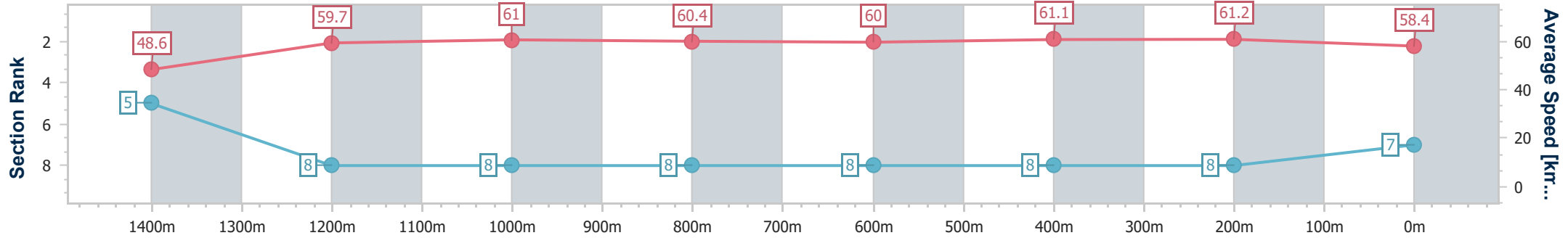
Mackay QLD Professional
Race 4: CONGRATULATION TO TIM & SINEAD Class 3 Plate - 1560m



23 February 2024 - 15:14

Track Rating: Good 4, Weather: Fine, Rail Position: True

Section	Overall	1400m	1200m	1000m	800m	600m	400m	200m
Section Times	1:36.00 [7] (0:11.86)	1:24.14 [5] (0:12.32)	1:11.82 [8] (0:11.84)	0:59.98 [8] (0:11.96)	0:48.02 [8] (0:12.04)	0:35.98 [8] (0:11.85)	0:24.13 [8] (0:11.77)	0:12.36 [8] (0:12.36)
Average Speed [km/h]	48.6	59.7	61.0	60.4	60.0	61.1	61.2	58.4
Top Speed [km/h]	59.0	60.2	61.9	61.5	61.1	61.8	62.3	61.0
Avg. Dist. to Rail [m]	7.8	4.2	1.6	0.8	0.9	1.0	1.4	1.9
Avg. Stride Freq. [Hz]	2.2	2.3	2.3	2.3	2.3	2.3	2.4	2.3
Avg. Stride Length [m]	6.0	7.3	7.3	7.4	7.3	6.7	6.8	7.1



- [] Ranking at each section and finish
- .-.- No data available at this section
- NA No data available



Horse/Jockey Name	Density
Final Rank	8
Fastest Section Time (Section)	0:11.79 (400m)
Top Speed [km/h] (Section)	63.3 (400m)
Race State	Finished



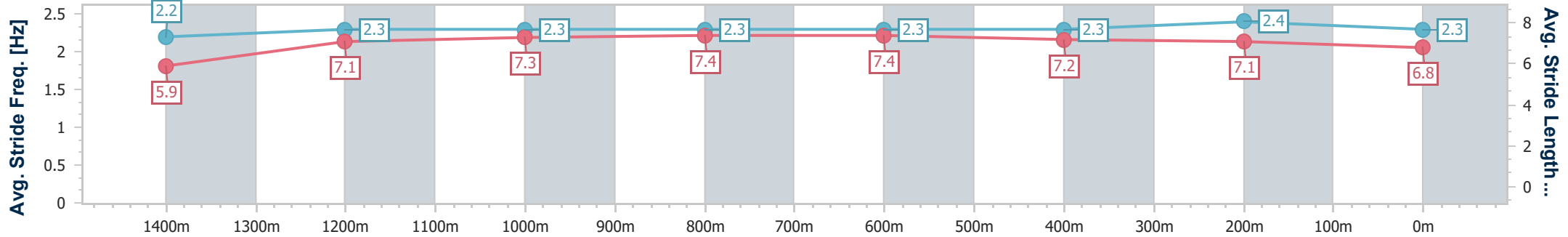
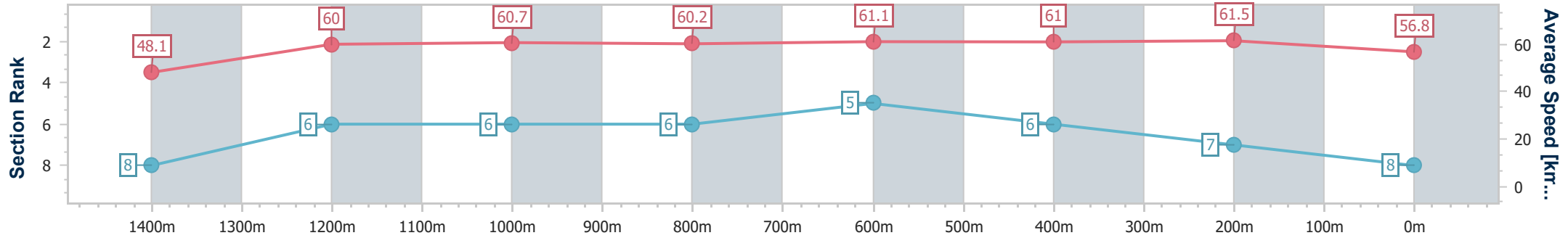
Mackay QLD Professional
Race 4: CONGRATULATION TO TIM & SINEAD Class 3 Plate - 1560m



23 February 2024 - 15:14

Track Rating: Good 4, Weather: Fine, Rail Position: True

Section	Overall	1400m	1200m	1000m	800m	600m	400m	200m
Section Times	1:36.07 [8] (0:11.99)	1:24.08 [8] (0:12.01)	1:12.07 [6] (0:11.84)	1:00.23 [6] (0:11.98)	0:48.25 [6] (0:11.80)	0:36.45 [5] (0:11.99)	0:24.46 [6] (0:11.79)	0:12.67 [7] (0:12.67)
Average Speed [km/h]	48.1	60.0	60.7	60.2	61.1	61.0	61.5	56.8
Top Speed [km/h]	60.4	61.1	61.5	60.8	62.5	63.3	63.3	61.0
Avg. Dist. to Rail [m]	1.4	0.3	0.2	0.2	0.7	2.4	3.3	4.5
Avg. Stride Freq. [Hz]	2.2	2.3	2.3	2.3	2.3	2.3	2.4	2.3
Avg. Stride Length [m]	5.9	7.1	7.3	7.4	7.4	7.2	7.1	6.8



- [] Ranking at each section and finish
- .-.- No data available at this section
- NA No data available



Mackay QLD Professional

Race 5: PAIN AU CHOCOLAT PATISSERIE QTIS JEWEL QUALIFIER 3YO

Plate - 1200m

23 February 2024 - 15:54



MACKAY TURF CLUB
Ooralea Racecourse

Track Rating: Good 4, Weather: Fine, Rail Position: True

Section		Overall	1000m	800m	600m	400m	200m	Last 600m					
Field Times		1:10.43 (0:13.66)	0:56.77 (0:11.21)	0:45.56 (0:11.51)	0:34.05 (0:11.55)	0:22.50 (0:11.16)	0:11.34 (0:11.34)	0:34.05					
Rank	TAB Horse/Jockey	Barrier	Top Speed [km/h]	Fastest Section	Margin						Distance Travelled [m]		
1	6 IN EVIDENCE Ryan Wiggins	1	67.7 400m	0:10.94 400m	1:10.43 [1] (0:14.01)	0:56.42 [4] (0:11.29)	0:45.13 [4] (0:11.53)	0:33.60 [5] (0:11.32)	0:22.28 [4] (0:10.94)	0:11.34 [1] (0:11.34)	1:10.43	0:33.60	
2	1 ACRES AWAY Les Tilley	4	67.3 1000m	0:11.05 400m	1:10.46 [2] (0:13.96)	0:56.50 [3] (0:11.25)	0:45.25 [3] (0:11.56)	0:33.69 [3] (0:11.37)	0:22.32 [3] (0:11.05)	0:11.27 [3] (0:11.27)	0.2L	0:33.69	+8
3	4 FINE SHOT Justin Stanley	8	66.6 Overall	0:11.21 1000m	1:10.74 [3] (0:13.75)	0:56.99 [2] (0:11.21)	0:45.78 [2] (0:11.47)	0:34.31 [2] (0:11.50)	0:22.81 [1] (0:11.24)	0:11.57 [2] (0:11.57)	1.7L	0:34.31	+7
4	5 HE'S THE ONE Adrian Layt	7	65.9 1000m	0:11.15 400m	1:11.15 [4] (0:14.36)	0:56.79 [7] (0:11.24)	0:45.55 [7] (0:11.51)	0:34.04 [7] (0:11.40)	0:22.64 [7] (0:11.15)	0:11.49 [6] (0:11.49)	4L	0:34.04	+7
5	2 DRAGON'S SNIP Corey Bayliss	2	65.9 1000m	0:11.21 1000m	1:11.23 [5] (0:13.66)	0:57.57 [1] (0:11.21)	0:46.36 [1] (0:11.51)	0:34.85 [1] (0:11.60)	0:23.25 [2] (0:11.34)	0:11.91 [4] (0:11.91)	4.4L	0:34.85	+5
6	7 ONLY ONE LOOK Nathan Thomas	3	66.6 1000m	0:11.19 1000m	1:11.26 [6] (0:14.19)	0:57.07 [6] (0:11.19)	0:45.88 [5] (0:11.43)	0:34.45 [4] (0:11.52)	0:22.93 [5] (0:11.33)	0:11.60 [5] (0:11.60)	4.5L	0:34.45	+6
7	3 EYES ARE LION Adam Sewell	5	65.7 1000m	0:11.36 1000m	1:12.83 [7] (0:14.03)	0:58.80 [5] (0:11.36)	0:47.44 [6] (0:11.48)	0:35.96 [6] (0:11.54)	0:24.42 [6] (0:11.52)	0:12.90 [7] (0:12.90)	13.8L	0:35.96	+10

Scratched: Tahkian Bubbles (#8)



Horse/Jockey Name	In Evidence
Final Rank	1
Fastest Section Time (Section)	0:10.94 (400m)
Top Speed [km/h] (Section)	67.7 (400m)
Race State	Finished



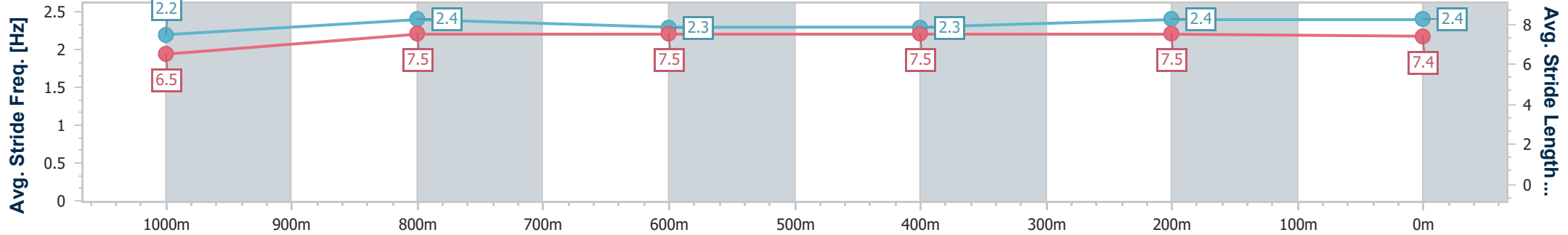
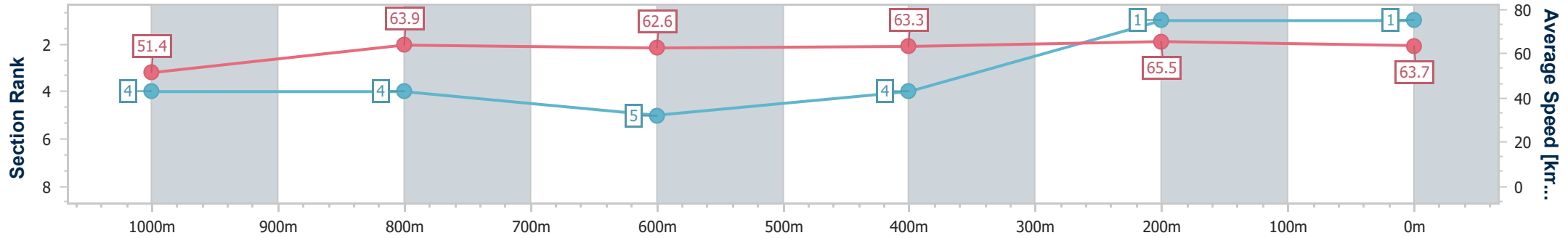
Mackay QLD Professional
Race 5: PAIN AU CHOCOLAT PATISSERIE QTIS JEWEL
QUALIFIER 3YO Plate - 1200m



23 February 2024 - 15:54

Track Rating: Good 4, Weather: Fine, Rail Position: True

Section	Overall	1000m	800m	600m	400m	200m
Section Times	1:10.43 [1] (0:14.01)	0:56.42 [4] (0:11.29)	0:45.13 [4] (0:11.53)	0:33.60 [5] (0:11.32)	0:22.28 [4] (0:10.94)	0:11.34 [1] (0:11.34)
Average Speed [km/h]	51.4	63.9	62.6	63.3	65.5	63.7
Top Speed [km/h]	62.9	65.3	63.9	64.8	67.7	67.6
Avg. Dist. to Rail [m]	1.3	0.5	1.7	1.1	1.2	5.3
Avg. Stride Freq. [Hz]	2.2	2.4	2.3	2.3	2.4	2.4
Avg. Stride Length [m]	6.5	7.5	7.5	7.5	7.5	7.4



- [] Ranking at each section and finish
- .-.-.- No data available at this section
- NA No data available



Horse/Jockey Name	Acres Away
Final Rank	2
Fastest Section Time (Section)	0:11.05 (400m)
Top Speed [km/h] (Section)	67.3 (1000m)
Race State	Finished



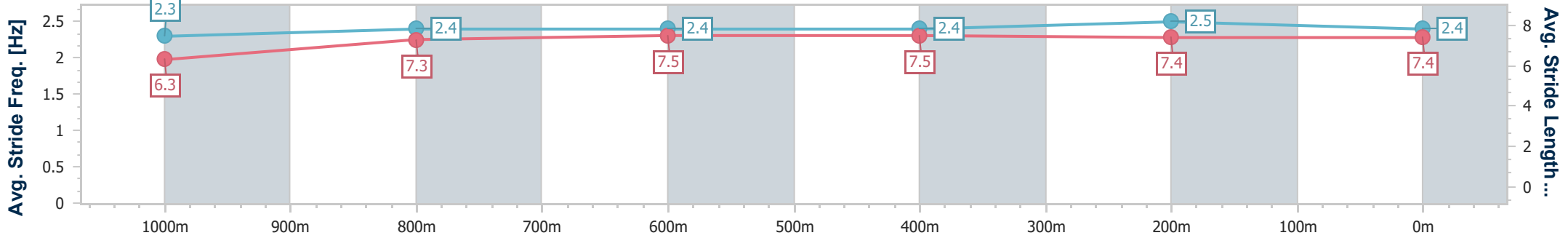
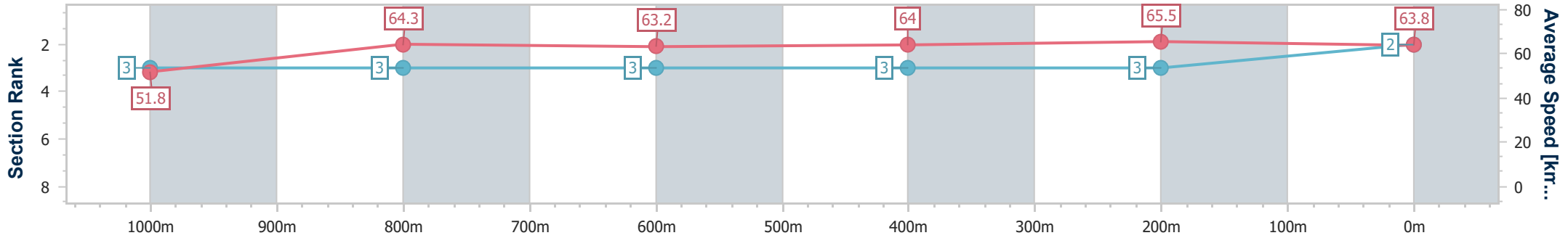
Mackay QLD Professional
Race 5: PAIN AU CHOCOLAT PATISSERIE QTIS JEWEL
QUALIFIER 3YO Plate - 1200m



23 February 2024 - 15:54

Track Rating: Good 4, Weather: Fine, Rail Position: True

Section	Overall	1000m	800m	600m	400m	200m
Section Times	1:10.46 [2] (0:13.96)	0:56.50 [3] (0:11.25)	0:45.25 [3] (0:11.56)	0:33.69 [3] (0:11.37)	0:22.32 [3] (0:11.05)	0:11.27 [3] (0:11.27)
Average Speed [km/h]	51.8	64.3	63.2	64.0	65.5	63.8
Top Speed [km/h]	62.6	67.3	64.7	65.1	67.0	67.0
Avg. Dist. to Rail [m]	3.5	1.5	3.3	1.6	3.8	6.6
Avg. Stride Freq. [Hz]	2.3	2.4	2.4	2.4	2.5	2.4
Avg. Stride Length [m]	6.3	7.3	7.5	7.5	7.4	7.4



- [] Ranking at each section and finish
- .-.- No data available at this section
- NA No data available



Horse/Jockey Name	Fine Shot
Final Rank	3
Fastest Section Time (Section)	0:11.21 (1000m)
Top Speed [km/h] (Section)	66.6 (Overall)
Race State	Finished



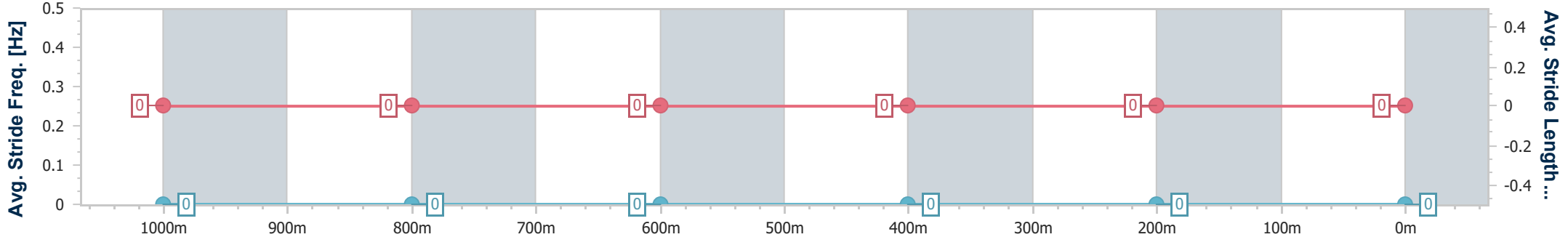
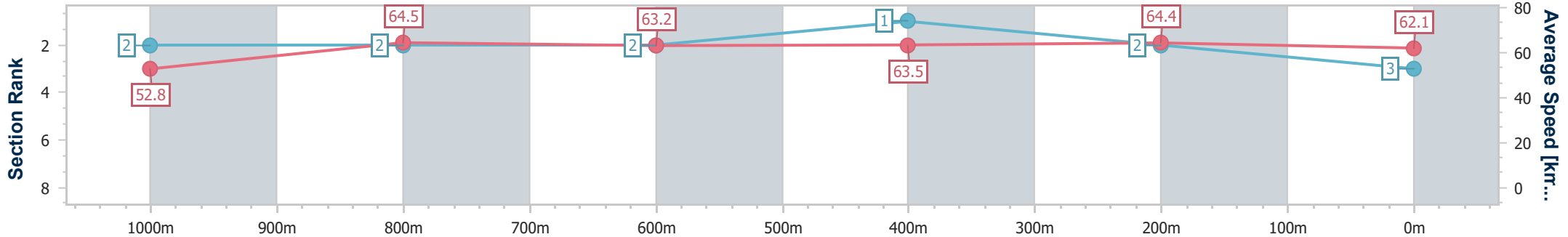
Mackay QLD Professional
Race 5: PAIN AU CHOCOLAT PATISSERIE QTIS JEWEL
QUALIFIER 3YO Plate - 1200m



23 February 2024 - 15:54

Track Rating: Good 4, Weather: Fine, Rail Position: True

Section	Overall	1000m	800m	600m	400m	200m
Section Times	1:10.74 [3] (0:13.75)	0:56.99 [2] (0:11.21)	0:45.78 [2] (0:11.47)	0:34.31 [2] (0:11.50)	0:22.81 [1] (0:11.24)	0:11.57 [2] (0:11.57)
Average Speed [km/h]	52.8	64.5	63.2	63.5	64.4	62.1
Top Speed [km/h]	66.6	65.9	64.3	65.4	65.5	65.8
Avg. Dist. to Rail [m]	5.7	1.7	1.9	2.0	2.2	2.7
Avg. Stride Freq. [Hz]	---	---	---	---	---	---
Avg. Stride Length [m]	---	---	---	---	---	---



- [] Ranking at each section and finish
- No data available at this section
- NA No data available



Horse/Jockey Name	He's The One
Final Rank	4
Fastest Section Time (Section)	0:11.15 (400m)
Top Speed [km/h] (Section)	65.9 (1000m)
Race State	Finished



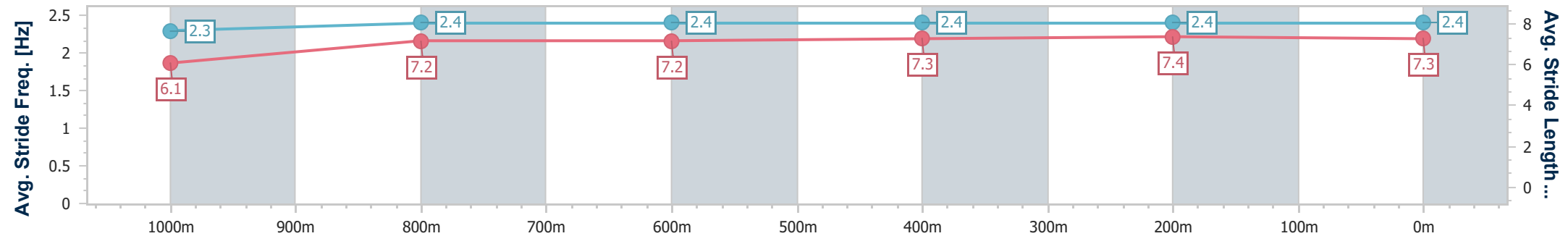
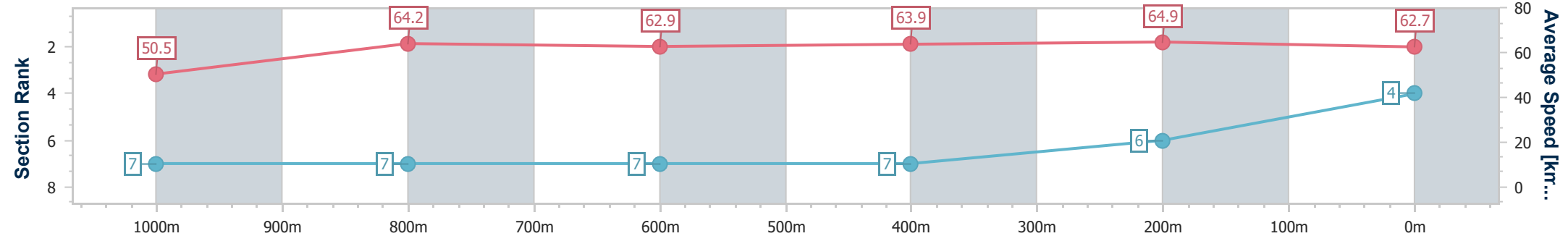
Mackay QLD Professional
Race 5: PAIN AU CHOCOLAT PATISSERIE QTIS JEWEL
QUALIFIER 3YO Plate - 1200m



23 February 2024 - 15:54

Track Rating: Good 4, Weather: Fine, Rail Position: True

Section	Overall	1000m	800m	600m	400m	200m
Section Times	1:11.15 [4] (0:14.36)	0:56.79 [7] (0:11.24)	0:45.55 [7] (0:11.51)	0:34.04 [7] (0:11.40)	0:22.64 [7] (0:11.15)	0:11.49 [6] (0:11.49)
Average Speed [km/h]	50.5	64.2	62.9	63.9	64.9	62.7
Top Speed [km/h]	62.3	65.9	63.9	65.0	65.3	65.1
Avg. Dist. to Rail [m]	5.4	1.9	1.6	1.7	2.0	2.6
Avg. Stride Freq. [Hz]	2.3	2.4	2.4	2.4	2.4	2.4
Avg. Stride Length [m]	6.1	7.2	7.2	7.3	7.4	7.3



- [] Ranking at each section and finish
- .-.- No data available at this section
- NA No data available



Horse/Jockey Name	Dragon's Snip
Final Rank	5
Fastest Section Time (Section)	0:11.21 (1000m)
Top Speed [km/h] (Section)	65.9 (1000m)
Race State	Finished

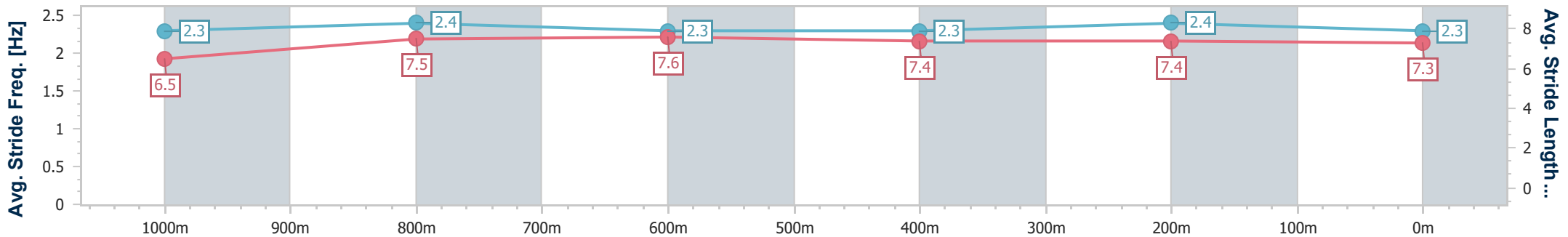
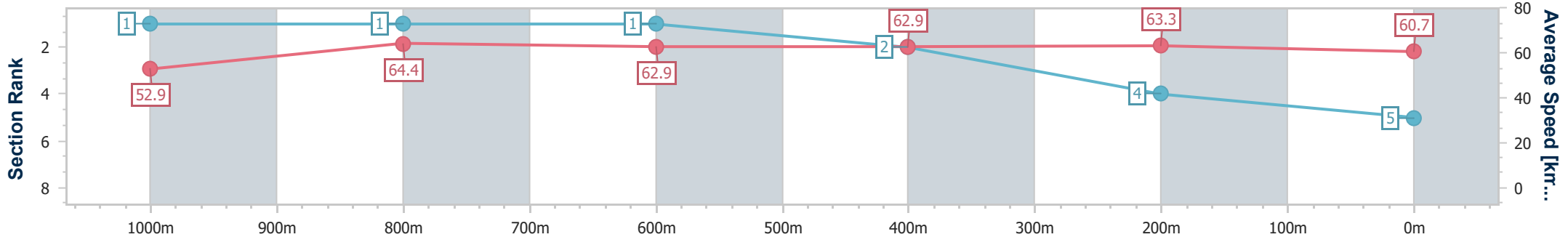


Mackay QLD Professional
 Race 5: PAIN AU CHOCOLAT PATISSERIE QTIS JEWEL
 QUALIFIER 3YO Plate - 1200m



23 February 2024 - 15:54
 Track Rating: Good 4, Weather: Fine, Rail Position: True

Section	Overall	1000m	800m	600m	400m	200m
Section Times	1:11.23 [5] (0:13.66)	0:57.57 [1] (0:11.21)	0:46.36 [1] (0:11.51)	0:34.85 [1] (0:11.60)	0:23.25 [2] (0:11.34)	0:11.91 [4] (0:11.91)
Average Speed [km/h]	52.9	64.4	62.9	62.9	63.3	60.7
Top Speed [km/h]	65.4	65.9	64.2	63.7	64.4	63.7
Avg. Dist. to Rail [m]	2.3	0.9	1.9	1.4	1.2	1.5
Avg. Stride Freq. [Hz]	2.3	2.4	2.3	2.3	2.4	2.3
Avg. Stride Length [m]	6.5	7.5	7.6	7.4	7.4	7.3



- [] Ranking at each section and finish
- .-.- No data available at this section
- NA No data available



Horse/Jockey Name	Only One Look
Final Rank	6
Fastest Section Time (Section)	0:11.19 (1000m)
Top Speed [km/h] (Section)	66.6 (1000m)
Race State	Finished

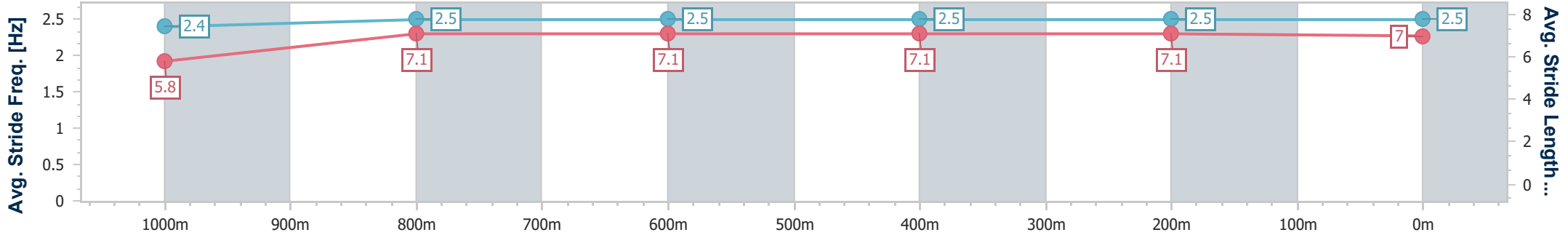
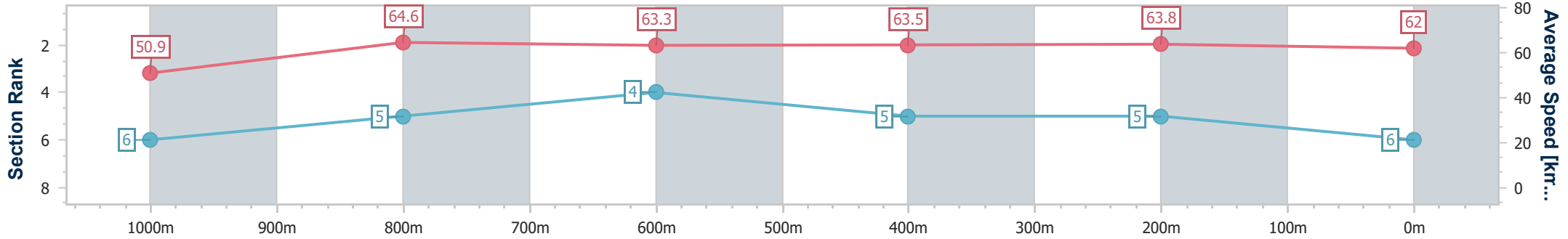


Mackay QLD Professional
 Race 5: PAIN AU CHOCOLAT PATISSERIE QTIS JEWEL
 QUALIFIER 3YO Plate - 1200m



23 February 2024 - 15:54
 Track Rating: Good 4, Weather: Fine, Rail Position: True

Section	Overall	1000m	800m	600m	400m	200m
Section Times	1:11.26 [6] (0:14.19)	0:57.07 [6] (0:11.19)	0:45.88 [5] (0:11.43)	0:34.45 [4] (0:11.52)	0:22.93 [5] (0:11.33)	0:11.60 [5] (0:11.60)
Average Speed [km/h]	50.9	64.6	63.3	63.5	63.8	62.0
Top Speed [km/h]	62.6	66.6	64.9	64.6	65.1	63.7
Avg. Dist. to Rail [m]	2.9	1.0	1.1	2.2	3.3	4.0
Avg. Stride Freq. [Hz]	2.4	2.5	2.5	2.5	2.5	2.5
Avg. Stride Length [m]	5.8	7.1	7.1	7.1	7.1	7.0



- [] Ranking at each section and finish
- .-.-.- No data available at this section
- NA No data available



Horse/Jockey Name	Eyes Are Lion
Final Rank	7
Fastest Section Time (Section)	0:11.36 (1000m)
Top Speed [km/h] (Section)	65.7 (1000m)
Race State	Finished

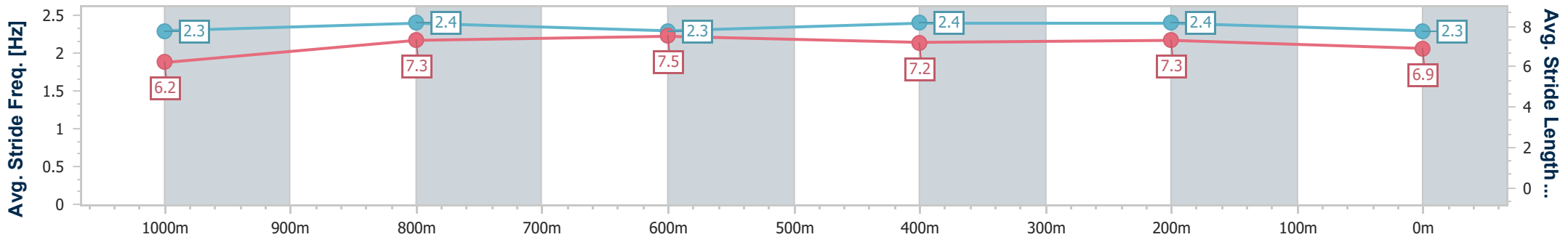
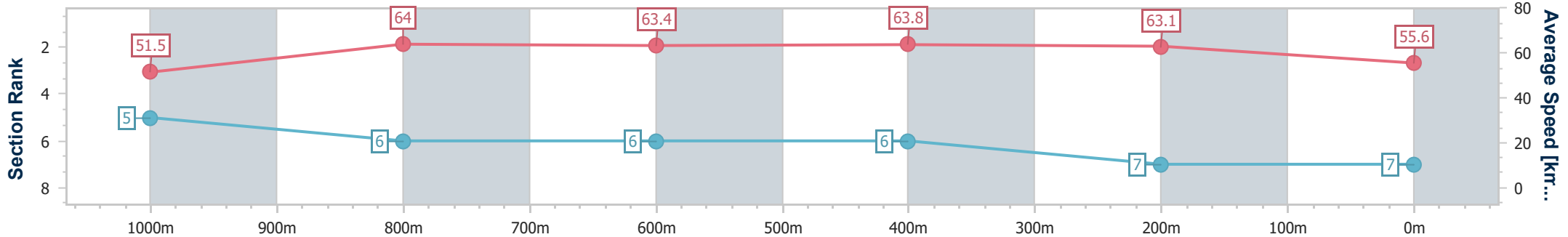


Mackay QLD Professional
Race 5: PAIN AU CHOCOLAT PATISSERIE QTIS JEWEL
QUALIFIER 3YO Plate - 1200m



23 February 2024 - 15:54
Track Rating: Good 4, Weather: Fine, Rail Position: True

Section	Overall	1000m	800m	600m	400m	200m
Section Times	1:12.83 [7] (0:14.03)	0:58.80 [5] (0:11.36)	0:47.44 [6] (0:11.48)	0:35.96 [6] (0:11.54)	0:24.42 [6] (0:11.52)	0:12.90 [7] (0:12.90)
Average Speed [km/h]	51.5	64.0	63.4	63.8	63.1	55.6
Top Speed [km/h]	63.9	65.7	64.1	64.6	63.7	61.2
Avg. Dist. to Rail [m]	4.5	2.6	2.6	3.3	3.8	5.5
Avg. Stride Freq. [Hz]	2.3	2.4	2.3	2.4	2.4	2.3
Avg. Stride Length [m]	6.2	7.3	7.5	7.2	7.3	6.9



- [] Ranking at each section and finish
- .-.- No data available at this section
- NA No data available



Mackay QLD Professional
Race 6: BOOK EVENT CENTRE FOR FUNCTIONS BENCHMARK 70
Handicap - 1300m
23 February 2024 - 16:34



Track Rating: Good 4, Weather: Fine, Rail Position: True

Section		Overall	1200m	1000m	800m	600m	400m	Last 600m				
Field Times		1:16.43 (0:07.60)	1:08.83 (0:11.42)	0:57.41 (0:11.52)	0:45.89 (0:11.46)	0:34.43 (0:11.17)	0:23.26 (0:11.15)	0:34.43				
Rank	TAB Horse/Jockey	Barrier	Top Speed [km/h]	Fastest Section	Distance Travelled [m]							
1	6 BRING ME FLOWERS Justin Stanley	3	66.8 600m	0:07.60 Overall	1:16.43 [1] (0:07.60)	1:08.83 [1] (0:11.42)	0:57.41 [1] (0:11.52)	0:45.89 [1] (0:11.53)	0:34.36 [2] (0:11.10)	0:23.26 [1] (0:11.15)	0:34.36	
2	3 CLASS OF ROYALTY Chris Whiteley	1	66.1 1200m	0:07.88 Overall	1:16.61 [2] (0:07.88)	1:08.73 [4] (0:11.48)	0:57.25 [3] (0:11.40)	0:45.85 [3] (0:11.45)	0:34.40 [4] (0:11.33)	0:23.07 [5] (0:11.20)	0:34.40 +4	
3	4 MAJESTICS REQUEST Ryan Wiggins	5	65.0 1200m	0:07.84 Overall	1:17.08 [3] (0:07.84)	1:09.24 [3] (0:11.40)	0:57.84 [2] (0:11.42)	0:46.42 [2] (0:11.34)	0:35.08 [1] (0:11.28)	0:23.80 [2] (0:11.49)	0:35.08 +1	
4	5 TYCOON BABY Adam Sewell	8	65.2 600m	0:07.81 Overall	1:17.15 [4] (0:07.81)	1:09.34 [2] (0:11.68)	0:57.66 [5] (0:11.50)	0:46.16 [6] (0:11.41)	0:34.75 [7] (0:11.49)	0:23.26 [7] (0:11.47)	0:34.75 +10	
5	1 FANAAR Les Tilley	7	65.9 1000m	0:07.99 Overall	1:17.18 [5] (0:07.99)	1:09.19 [5] (0:11.46)	0:57.73 [4] (0:11.31)	0:46.42 [3] (0:11.38)	0:35.04 [3] (0:11.36)	0:23.68 [3] (0:11.48)	0:35.04 +7	
6	2 MOTAMAYIZ Nikki Olzard	2	65.2 1000m	0:08.07 Overall	1:17.54 [6] (0:08.07)	1:09.47 [6] (0:11.63)	0:57.84 [6] (0:11.26)	0:46.58 [5] (0:11.43)	0:35.15 [6] (0:11.41)	0:23.74 [6] (0:11.54)	0:35.15 +0	
7	8 AIDENABET Brooke Johnson	6	66.2 800m	0:08.10 Overall	1:17.66 [7] (0:08.10)	1:09.56 [7] (0:11.74)	0:57.82 [7] (0:11.27)	0:46.55 [7] (0:11.14)	0:35.41 [5] (0:11.26)	0:24.15 [4] (0:11.65)	0:35.41 +6	

Scratched: Deelosh (#7)

[] Ranking at each section and finish
 -:-:- No data available at this section
 NA No data available

SCN Saddle cloth number
 DNF Did not finish
 DNT Did not track



Mackay QLD Professional
Race 6: BOOK EVENT CENTRE FOR FUNCTIONS BENCHMARK 70
Handicap - 1300m
23 February 2024 - 16:34



Track Rating: Good 4, Weather: Fine, Rail Position: True

Section							200m			Last 600m
Field Times							0:12.11			0:34.43
Rank	TAB	Horse/Jockey	Barrier	Top Speed [km/h]	Fastest Section		Margin			Distance Travelled [m]
1	6	BRING ME FLOWERS Justin Stanley	3	66.8 600m	0:07.60 Overall	0:12.11 [1] (0:12.11)	1:16.43		0:34.36	
2	3	CLASS OF ROYALTY Chris Whiteley	1	66.1 1200m	0:07.88 Overall	0:11.87 [2] (0:11.87)	1L		0:34.40	+4
3	4	MAJESTICS REQUEST Ryan Wiggins	5	65.0 1200m	0:07.84 Overall	0:12.31 [3] (0:12.31)	3.8L		0:35.08	+1
4	5	TYCOON BABY Adam Sewell	8	65.2 600m	0:07.81 Overall	0:11.79 [7] (0:11.79)	4.1L		0:34.75	+10
5	1	FANAAR Les Tilley	7	65.9 1000m	0:07.99 Overall	0:12.20 [4] (0:12.20)	4.3L		0:35.04	+7
6	2	MOTAMAYIZ Nikki Olzard	2	65.2 1000m	0:08.07 Overall	0:12.20 [6] (0:12.20)	6.3L		0:35.15	+0
7	8	AIDENABET Brooke Johnson	6	66.2 800m	0:08.10 Overall	0:12.50 [5] (0:12.50)	6.8L		0:35.41	+6

Scratched: Deelosh (#7)



Horse/Jockey Name	Bring Me Flowers
Final Rank	1
Fastest Section Time (Section)	0:07.60 (Overall)
Top Speed [km/h] (Section)	66.8 (600m)
Race State	Finished

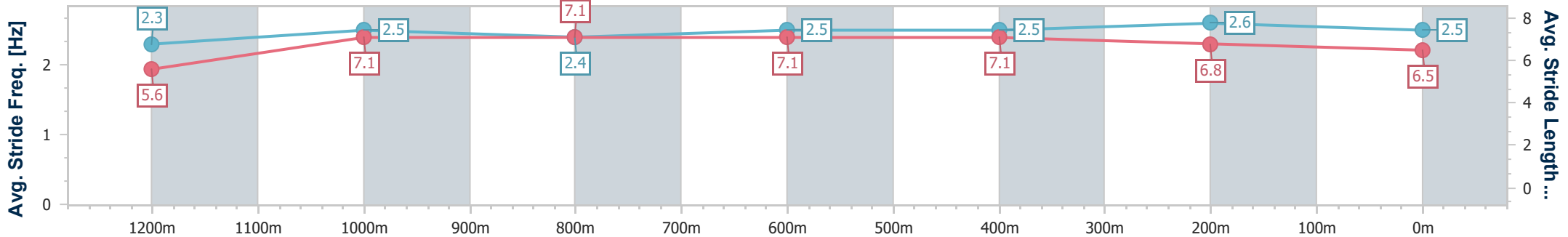
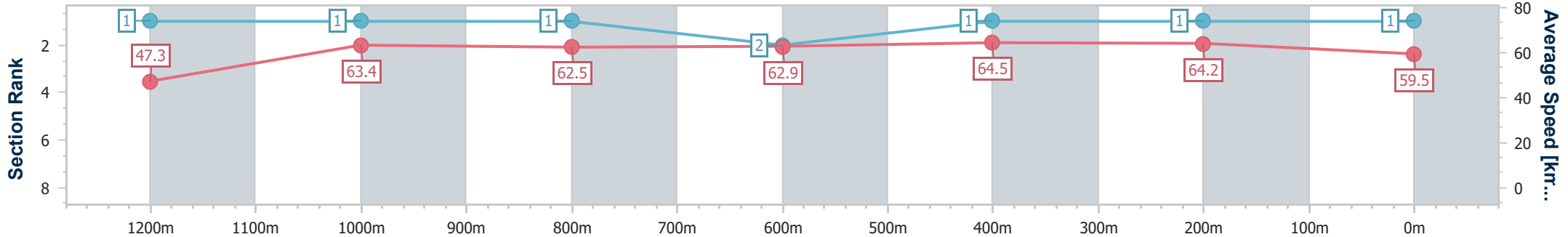


Mackay QLD Professional
 Race 6: BOOK EVENT CENTRE FOR FUNCTIONS
 BENCHMARK 70 Handicap - 1300m
 23 February 2024 - 16:34



Track Rating: Good 4, Weather: Fine, Rail Position: True

Section	Overall	1200m	1000m	800m	600m	400m	200m
Section Times	1:16.43 [1] (0:07.60)	1:08.83 [1] (0:11.42)	0:57.41 [1] (0:11.52)	0:45.89 [1] (0:11.53)	0:34.36 [2] (0:11.10)	0:23.26 [1] (0:11.15)	0:12.11 [1] (0:12.11)
Average Speed [km/h]	47.3	63.4	62.5	62.9	64.5	64.2	59.5
Top Speed [km/h]	59.3	65.0	64.3	64.9	66.8	65.7	64.2
Avg. Dist. to Rail [m]	9.9	1.2	1.1	2.0	0.8	1.0	0.5
Avg. Stride Freq. [Hz]	2.3	2.5	2.4	2.5	2.5	2.6	2.5
Avg. Stride Length [m]	5.6	7.1	7.1	7.1	7.1	6.8	6.5



- [] Ranking at each section and finish
- .-.- No data available at this section
- NA No data available



Horse/Jockey Name	Class Of Royalty
Final Rank	2
Fastest Section Time (Section)	0:07.88 (Overall)
Top Speed [km/h] (Section)	66.1 (1200m)
Race State	Finished



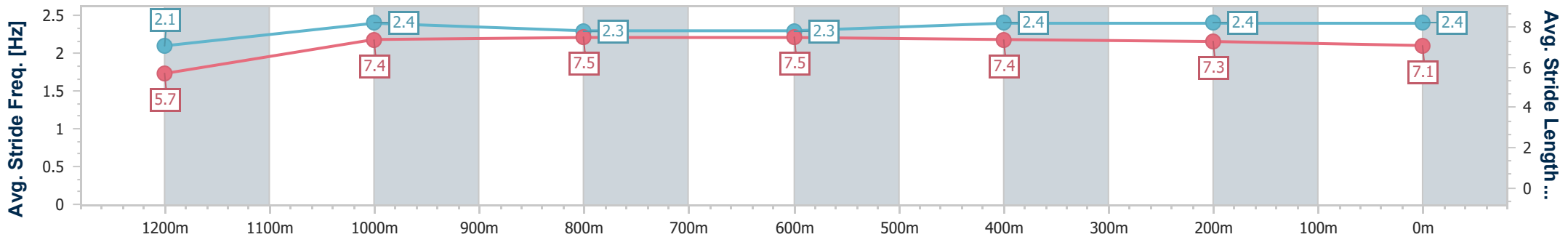
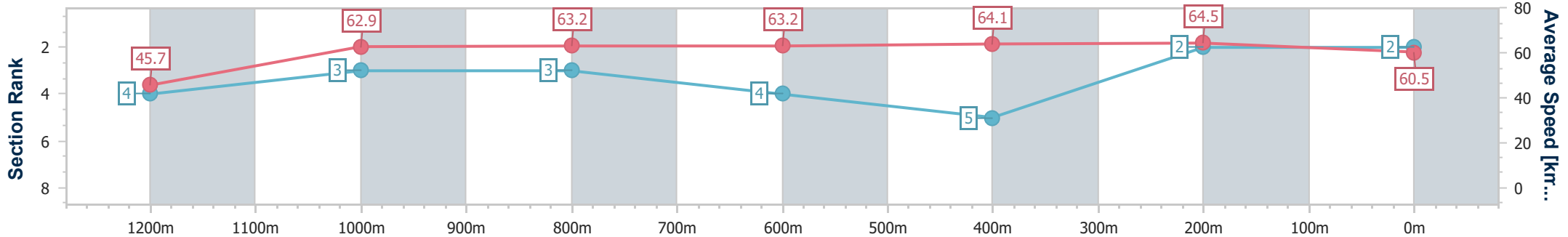
Mackay QLD Professional
Race 6: BOOK EVENT CENTRE FOR FUNCTIONS
BENCHMARK 70 Handicap - 1300m



23 February 2024 - 16:34

Track Rating: Good 4, Weather: Fine, Rail Position: True

Section	Overall	1200m	1000m	800m	600m	400m	200m
Section Times	1:16.61 [2] (0:07.88)	1:08.73 [4] (0:11.48)	0:57.25 [3] (0:11.40)	0:45.85 [3] (0:11.45)	0:34.40 [4] (0:11.33)	0:23.07 [5] (0:11.20)	0:11.87 [2] (0:11.87)
Average Speed [km/h]	45.7	62.9	63.2	63.2	64.1	64.5	60.5
Top Speed [km/h]	58.2	66.1	65.0	64.4	65.8	65.4	64.0
Avg. Dist. to Rail [m]	6.6	1.2	1.1	2.0	1.0	2.1	2.8
Avg. Stride Freq. [Hz]	2.1	2.4	2.3	2.3	2.4	2.4	2.4
Avg. Stride Length [m]	5.7	7.4	7.5	7.5	7.4	7.3	7.1



- [] Ranking at each section and finish
- .-.- No data available at this section
- NA No data available



Horse/Jockey Name	Majestics Request
Final Rank	3
Fastest Section Time (Section)	0:07.84 (Overall)
Top Speed [km/h] (Section)	65.0 (1200m)
Race State	Finished

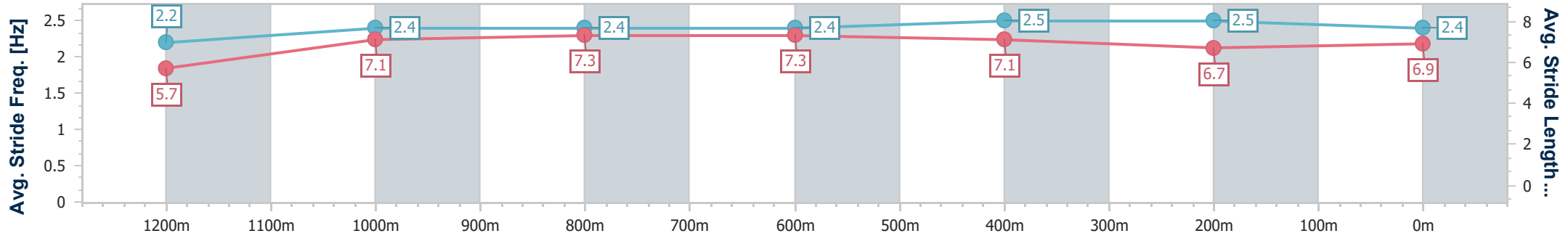
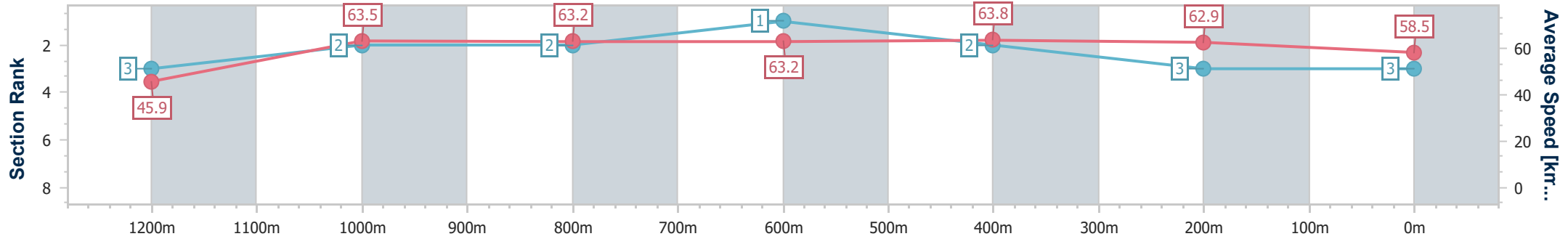


Mackay QLD Professional
Race 6: BOOK EVENT CENTRE FOR FUNCTIONS
BENCHMARK 70 Handicap - 1300m



23 February 2024 - 16:34
Track Rating: Good 4, Weather: Fine, Rail Position: True

Section	Overall	1200m	1000m	800m	600m	400m	200m
Section Times	1:17.08 [3] (0:07.84)	1:09.24 [3] (0:11.40)	0:57.84 [2] (0:11.42)	0:46.42 [2] (0:11.34)	0:35.08 [1] (0:11.28)	0:23.80 [2] (0:11.49)	0:12.31 [3] (0:12.31)
Average Speed [km/h]	45.9	63.5	63.2	63.2	63.8	62.9	58.5
Top Speed [km/h]	61.0	65.0	64.8	64.9	64.7	63.9	62.7
Avg. Dist. to Rail [m]	11.2	1.5	0.5	0.5	1.1	2.8	4.9
Avg. Stride Freq. [Hz]	2.2	2.4	2.4	2.4	2.5	2.5	2.4
Avg. Stride Length [m]	5.7	7.1	7.3	7.3	7.1	6.7	6.9



- [] Ranking at each section and finish
- .-.- No data available at this section
- NA No data available



Horse/Jockey Name	Tycoon Baby
Final Rank	4
Fastest Section Time (Section)	0:07.81 (Overall)
Top Speed [km/h] (Section)	65.2 (600m)
Race State	Finished

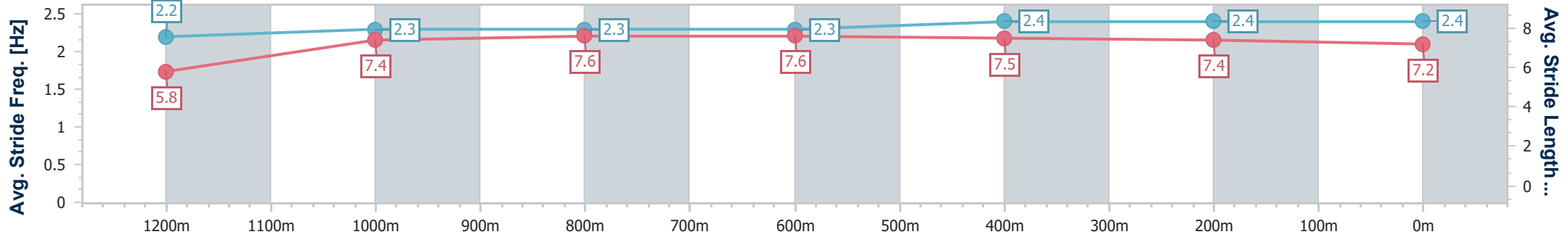
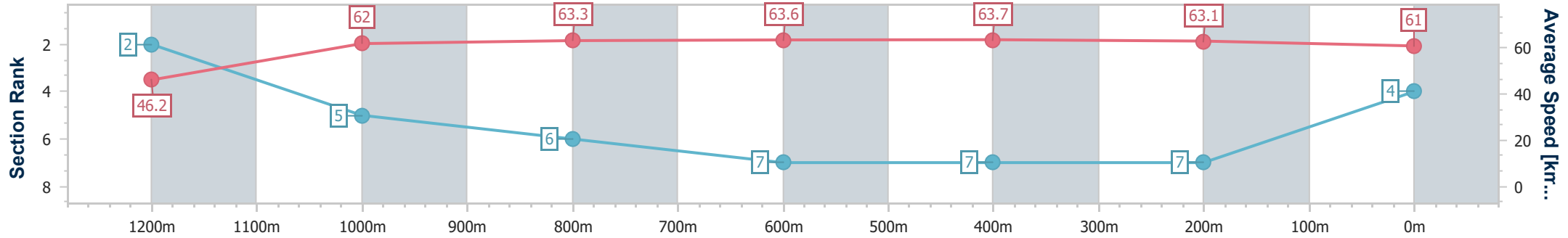


Mackay QLD Professional
Race 6: BOOK EVENT CENTRE FOR FUNCTIONS
BENCHMARK 70 Handicap - 1300m



23 February 2024 - 16:34
Track Rating: Good 4, Weather: Fine, Rail Position: True

Section	Overall	1200m	1000m	800m	600m	400m	200m
Section Times	1:17.15 [4] (0:07.81)	1:09.34 [2] (0:11.68)	0:57.66 [5] (0:11.50)	0:46.16 [6] (0:11.41)	0:34.75 [7] (0:11.49)	0:23.26 [7] (0:11.47)	0:11.79 [7] (0:11.79)
Average Speed [km/h]	46.2	62.0	63.3	63.6	63.7	63.1	61.0
Top Speed [km/h]	59.3	63.2	64.0	64.7	65.2	64.4	64.6
Avg. Dist. to Rail [m]	13.2	5.0	3.7	2.4	2.0	3.2	6.2
Avg. Stride Freq. [Hz]	2.2	2.3	2.3	2.3	2.4	2.4	2.4
Avg. Stride Length [m]	5.8	7.4	7.6	7.6	7.5	7.4	7.2



- [] Ranking at each section and finish
- .-.- No data available at this section
- NA No data available



Horse/Jockey Name	Fanaar
Final Rank	5
Fastest Section Time (Section)	0:07.99 (Overall)
Top Speed [km/h] (Section)	65.9 (1000m)
Race State	Finished

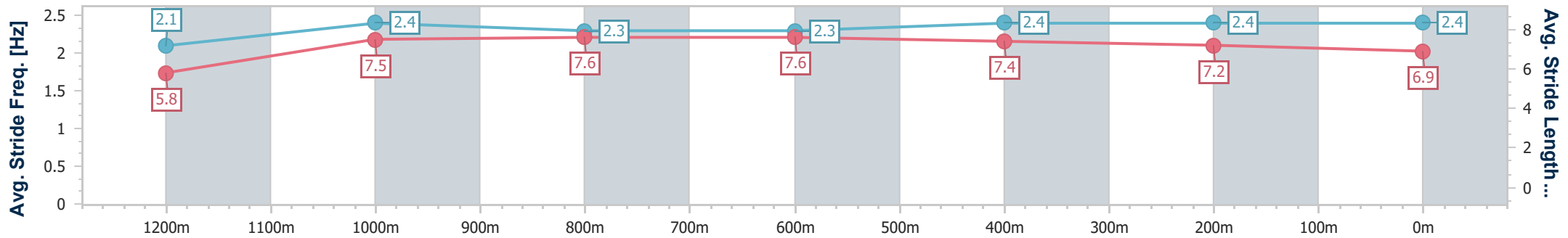
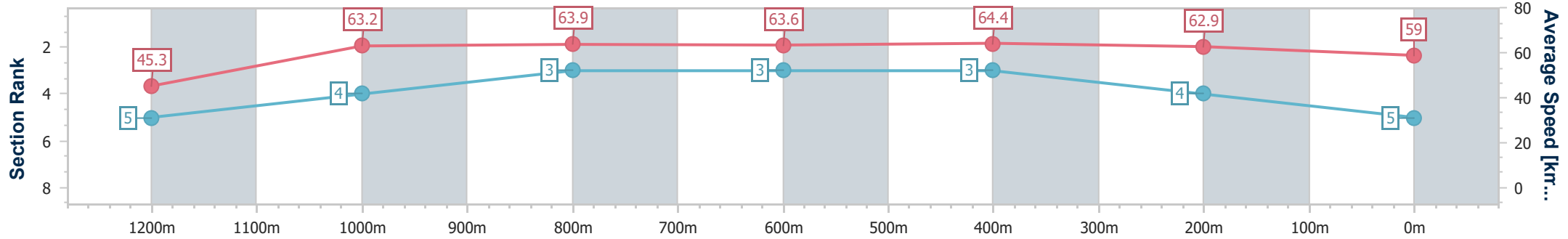


Mackay QLD Professional
 Race 6: BOOK EVENT CENTRE FOR FUNCTIONS
 BENCHMARK 70 Handicap - 1300m
 23 February 2024 - 16:34



Track Rating: Good 4, Weather: Fine, Rail Position: True

Section	Overall	1200m	1000m	800m	600m	400m	200m
Section Times	1:17.18 [5] (0:07.99)	1:09.19 [5] (0:11.46)	0:57.73 [4] (0:11.31)	0:46.42 [3] (0:11.38)	0:35.04 [3] (0:11.36)	0:23.68 [3] (0:11.48)	0:12.20 [4] (0:12.20)
Average Speed [km/h]	45.3	63.2	63.9	63.6	64.4	62.9	59.0
Top Speed [km/h]	60.5	65.6	65.9	64.5	65.7	64.4	62.0
Avg. Dist. to Rail [m]	12.9	2.6	1.6	2.0	2.1	3.5	4.3
Avg. Stride Freq. [Hz]	2.1	2.4	2.3	2.3	2.4	2.4	2.4
Avg. Stride Length [m]	5.8	7.5	7.6	7.6	7.4	7.2	6.9



- [] Ranking at each section and finish
- .-.- No data available at this section
- NA No data available



Horse/Jockey Name	Motamayiz
Final Rank	6
Fastest Section Time (Section)	0:08.07 (Overall)
Top Speed [km/h] (Section)	65.2 (1000m)
Race State	Finished



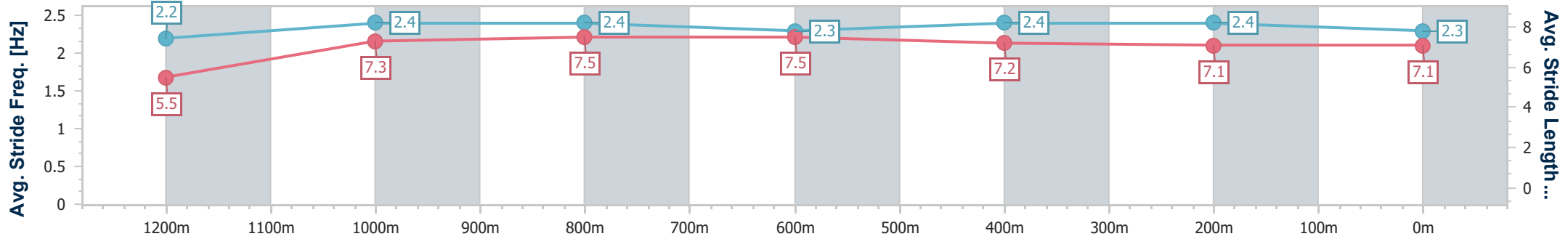
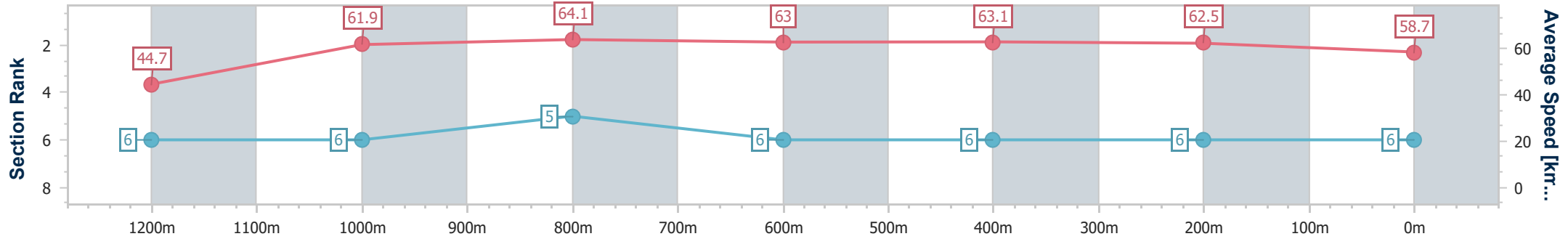
Mackay QLD Professional
Race 6: BOOK EVENT CENTRE FOR FUNCTIONS
BENCHMARK 70 Handicap - 1300m



23 February 2024 - 16:34

Track Rating: Good 4, Weather: Fine, Rail Position: True

Section	Overall	1200m	1000m	800m	600m	400m	200m
Section Times	1:17.54 [6] (0:08.07)	1:09.47 [6] (0:11.63)	0:57.84 [6] (0:11.26)	0:46.58 [5] (0:11.43)	0:35.15 [6] (0:11.41)	0:23.74 [6] (0:11.54)	0:12.20 [6] (0:12.20)
Average Speed [km/h]	44.7	61.9	64.1	63.0	63.1	62.5	58.7
Top Speed [km/h]	57.6	64.8	65.2	64.5	63.6	63.5	61.4
Avg. Dist. to Rail [m]	7.8	0.8	0.6	0.5	0.2	1.2	0.8
Avg. Stride Freq. [Hz]	2.2	2.4	2.4	2.3	2.4	2.4	2.3
Avg. Stride Length [m]	5.5	7.3	7.5	7.5	7.2	7.1	7.1



- [] Ranking at each section and finish
- .-.- No data available at this section
- NA No data available



Horse/Jockey Name	Aidenabet
Final Rank	7
Fastest Section Time (Section)	0:08.10 (Overall)
Top Speed [km/h] (Section)	66.2 (800m)
Race State	Finished

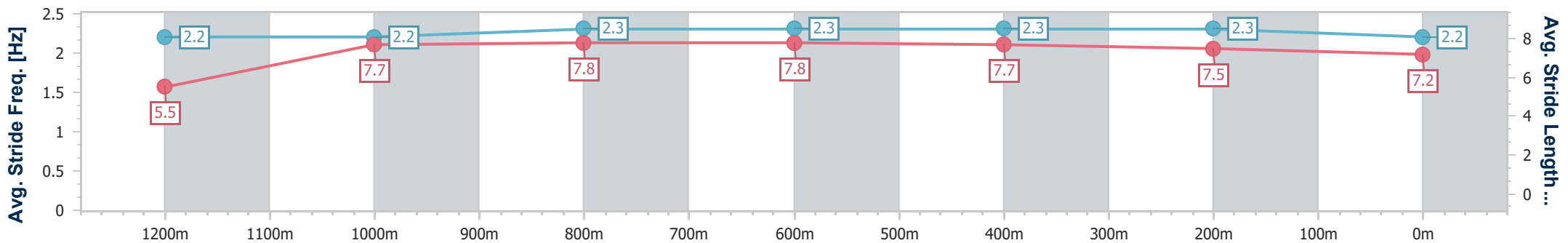
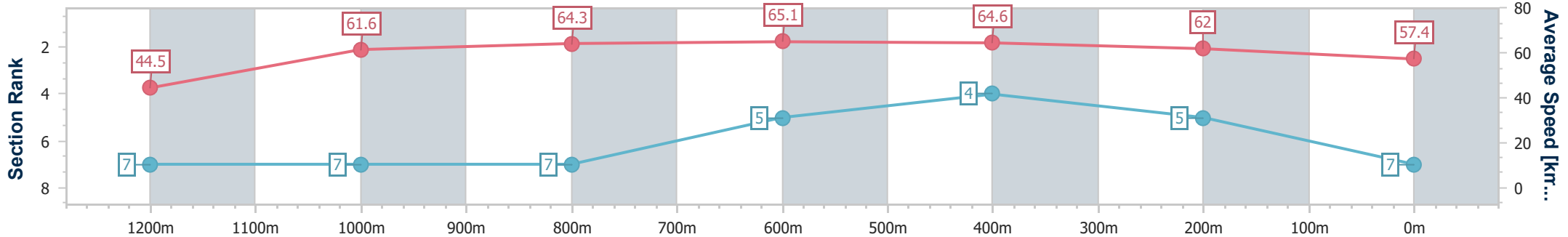


Mackay QLD Professional
 Race 6: BOOK EVENT CENTRE FOR FUNCTIONS
 BENCHMARK 70 Handicap - 1300m
 23 February 2024 - 16:34



Track Rating: Good 4, Weather: Fine, Rail Position: True

Section	Overall	1200m	1000m	800m	600m	400m	200m
Section Times	1:17.66 [7] (0:08.10)	1:09.56 [7] (0:11.74)	0:57.82 [7] (0:11.27)	0:46.55 [7] (0:11.14)	0:35.41 [5] (0:11.26)	0:24.15 [4] (0:11.65)	0:12.50 [5]
Average Speed [km/h]	44.5	61.6	64.3	65.1	64.6	62.0	57.4
Top Speed [km/h]	59.1	64.2	65.4	66.2	66.2	64.5	61.2
Avg. Dist. to Rail [m]	11.9	2.3	2.4	2.4	1.1	3.7	4.7
Avg. Stride Freq. [Hz]	2.2	2.2	2.3	2.3	2.3	2.3	2.2
Avg. Stride Length [m]	5.5	7.7	7.8	7.8	7.7	7.5	7.2



- [] Ranking at each section and finish
- .-.- No data available at this section
- NA No data available



Mackay QLD Professional

Race 7: LADBROKES ODDS SURGE RATINGS BAND 0 - 55 Handicap - 1300m

23 February 2024 - 17:10



MACKAY TURF CLUB
Ooralea Racecourse

Track Rating: Good 4, Weather: Fine, Rail Position: True

Section				Overall	1200m	1000m	800m	600m	400m	Last 600m			
Field Times				1:17.80 (0:07.58)	1:10.22 (0:11.51)	0:58.71 (0:11.46)	0:47.25 (0:11.55)	0:35.70 (0:11.80)	0:23.90 (0:11.76)	0:35.70			
Rank	TAB	Horse/Jockey	Barrier	Top Speed [km/h]	Fastest Section							Distance Travelled [m]	
1	8	ORCA Adam Sewell	6	64.5	0:07.88	1:17.80 [1] (0:07.88)	1:09.92 [7] (0:11.56)	0:58.36 [7] (0:11.41)	0:46.95 [6] (0:11.61)	0:35.34 [6] (0:11.83)	0:23.51 [6] (0:11.66)	0:35.34	
2	6	DIVINE HUNTER Brooke Johnson	9	64.8	0:07.69	1:17.81 [2] (0:07.69)	1:10.12 [3] (0:11.40)	0:58.72 [2] (0:11.46)	0:47.26 [1] (0:11.55)	0:35.71 [1] (0:11.84)	0:23.87 [2] (0:11.72)	0:35.71	+0
3	1	SEISME Ryan Wiggins	2	64.9	0:07.82	1:17.85 [3] (0:07.82)	1:10.03 [5] (0:11.43)	0:58.60 [4] (0:11.47)	0:47.13 [3] (0:11.60)	0:35.53 [3] (0:11.80)	0:23.73 [4] (0:11.70)	0:35.53	-2
4	7	WELL RESTED Adrian Layt	3	64.4	0:07.65	1:18.25 [4] (0:07.65)	1:10.60 [2] (0:11.51)	0:59.09 [3] (0:11.61)	0:47.48 [5] (0:11.61)	0:35.87 [5] (0:11.67)	0:24.20 [3] (0:11.77)	0:35.87	-2
5	10	MY GIRL SPIRIT Corey Bayliss	5	63.5	0:07.79	1:18.33 [5] (0:07.79)	1:10.54 [4] (0:11.61)	0:58.93 [6] (0:11.62)	0:47.31 [7] (0:11.65)	0:35.66 [7] (0:11.79)	0:23.87 [7] (0:11.93)	0:35.66	+0
6	9	SENSATIONABULL Les Tilley	1	63.5	0:07.58	1:18.39 [6] (0:07.58)	1:10.81 [1] (0:11.51)	0:59.30 [1] (0:11.52)	0:47.78 [2] (0:11.62)	0:36.16 [2] (0:11.67)	0:24.49 [1] (0:11.84)	0:36.16	-10
7	4	GRACIOUS GARCON Warwick Satherley	10	63.9	0:08.10	1:18.45 [7] (0:08.10)	1:10.35 [9] (0:11.74)	0:58.61 [10] (0:11.67)	0:46.94 [10] (0:11.62)	0:35.32 [10] (0:11.62)	0:23.70 [10] (0:11.43)	0:35.32	+0
8	3	FERGYLISCIOUS Justin Stanley	4	65.3	0:08.20	1:18.55 [8] (0:08.20)	1:10.35 [10] (0:11.43)	0:58.92 [9] (0:11.73)	0:47.19 [9] (0:11.61)	0:35.58 [9] (0:11.50)	0:24.08 [8] (0:11.65)	0:35.58	-5
9	5	FOGGY DEW Nathan Thomas	7	65.5	0:07.96	1:18.59 [9] (0:07.96)	1:10.63 [8] (0:11.59)	0:59.04 [8] (0:11.65)	0:47.39 [8] (0:11.67)	0:35.72 [8] (0:11.65)	0:24.07 [9] (0:11.72)	0:35.72	+3
10	2	VOLARCHI Nikki Olzard	8	65.4	0:07.86	1:19.05 [10] (0:07.86)	1:11.19 [6] (0:11.47)	0:59.72 [5] (0:11.39)	0:48.33 [4] (0:11.63)	0:36.70 [4] (0:11.87)	0:24.83 [5] (0:12.04)	0:36.70	+6

[] Ranking at each section and finish
 -:-:- No data available at this section
 NA No data available

SCN Saddle cloth number
 DNF Did not finish
 DNT Did not track



Mackay QLD Professional

Race 7: LADBROKES ODDS SURGE RATINGS BAND 0 - 55 Handicap - 1300m

23 February 2024 - 17:10



MACKAY TURF CLUB
Ooralea Racecourse

Track Rating: Good 4, Weather: Fine, Rail Position: True

Section				200m				Last 600m	
Field Times				0:12.14 (0:12.14)				0:35.70	
Rank	TAB	Horse/Jockey	Barrier	Top Speed [km/h]	Fastest Section	Margin			Distance Travelled [m]
1	8	ORCA Adam Sewell	6	64.5 1000m	0:07.88 Overall	0:11.85 [5] (0:11.85)	1:17.80		0:35.34
2	6	DIVINE HUNTER Brooke Johnson	9	64.8 1000m	0:07.69 Overall	0:12.15 [1] (0:12.15)	0.1L		0:35.71 +0
3	1	SEISME Ryan Wiggins	2	64.9 1200m	0:07.82 Overall	0:12.03 [3] (0:12.03)	0.3L		0:35.53 -2
4	7	WELL RESTED Adrian Layt	3	64.4 1200m	0:07.65 Overall	0:12.43 [4] (0:12.43)	2.6L		0:35.87 -2
5	10	MY GIRL SPIRIT Corey Bayliss	5	63.5 1200m	0:07.79 Overall	0:11.94 [10] (0:11.94)	3L		0:35.66 +0
6	9	SENSATIONABULL Les Tilley	1	63.5 1000m	0:07.58 Overall	0:12.65 [2] (0:12.65)	3.3L		0:36.16 -10
7	4	GRACIOUS GARCON Warwick Satherley	10	63.9 400m	0:08.10 Overall	0:12.27 [7] (0:12.27)	3.5L		0:35.32 +0
8	3	FERGYLISCIOUS Justin Stanley	4	65.3 1200m	0:08.20 Overall	0:12.43 [6] (0:12.43)	4L		0:35.58 -5
9	5	FOGGY DEW Nathan Thomas	7	65.5 1200m	0:07.96 Overall	0:12.35 [8] (0:12.35)	4.2L		0:35.72 +3
10	2	VOLARCHI Nikki Olzard	8	65.4 1200m	0:07.86 Overall	0:12.79 [9] (0:12.79)	6.7L		0:36.70 +6

[] Ranking at each section and finish
 -:-:- No data available at this section
 NA No data available

SCN Saddle cloth number
 DNF Did not finish
 DNT Did not track



Horse/Jockey Name	Orca
Final Rank	1
Fastest Section Time (Section)	0:07.88 (Overall)
Top Speed [km/h] (Section)	64.5 (1000m)
Race State	Finished



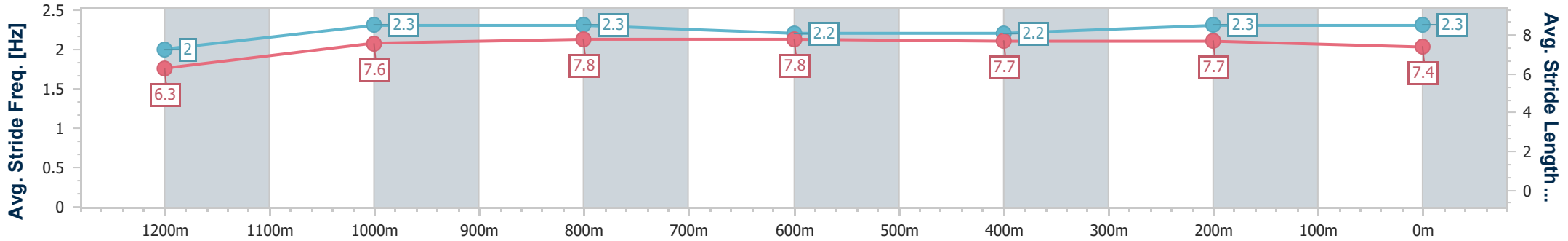
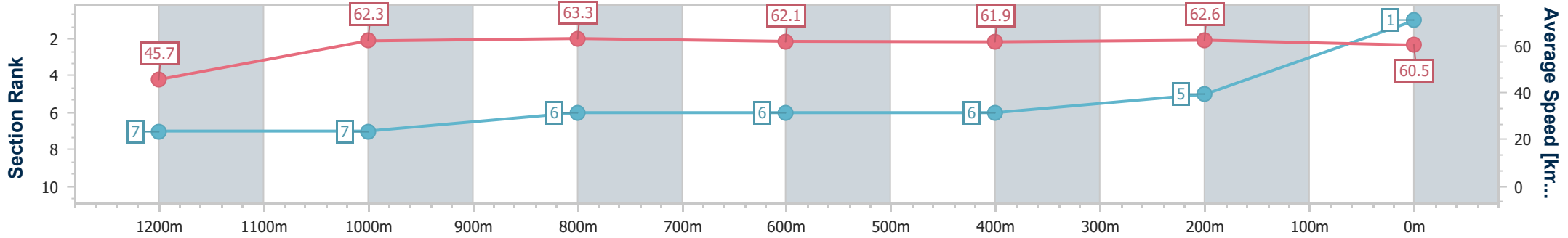
Mackay QLD Professional
 Race 7: LADBROKES ODDS SURGE RATINGS BAND 0 - 55
 Handicap - 1300m



23 February 2024 - 17:10

Track Rating: Good 4, Weather: Fine, Rail Position: True

Section	Overall	1200m	1000m	800m	600m	400m	200m
Section Times	1:17.80 [1] (0:07.88)	1:09.92 [7] (0:11.56)	0:58.36 [7] (0:11.41)	0:46.95 [6] (0:11.61)	0:35.34 [6] (0:11.83)	0:23.51 [6] (0:11.66)	0:11.85 [5] (0:11.85)
Average Speed [km/h]	45.7	62.3	63.3	62.1	61.9	62.6	60.5
Top Speed [km/h]	61.4	63.0	64.5	63.6	63.5	63.8	63.0
Avg. Dist. to Rail [m]	9.5	1.1	0.4	0.7	2.7	4.0	6.1
Avg. Stride Freq. [Hz]	2.0	2.3	2.3	2.2	2.2	2.3	2.3
Avg. Stride Length [m]	6.3	7.6	7.8	7.8	7.7	7.7	7.4



- [] Ranking at each section and finish
- .-.- No data available at this section
- NA No data available



Horse/Jockey Name	Divine Hunter
Final Rank	2
Fastest Section Time (Section)	0:07.69 (Overall)
Top Speed [km/h] (Section)	64.8 (1000m)
Race State	Finished



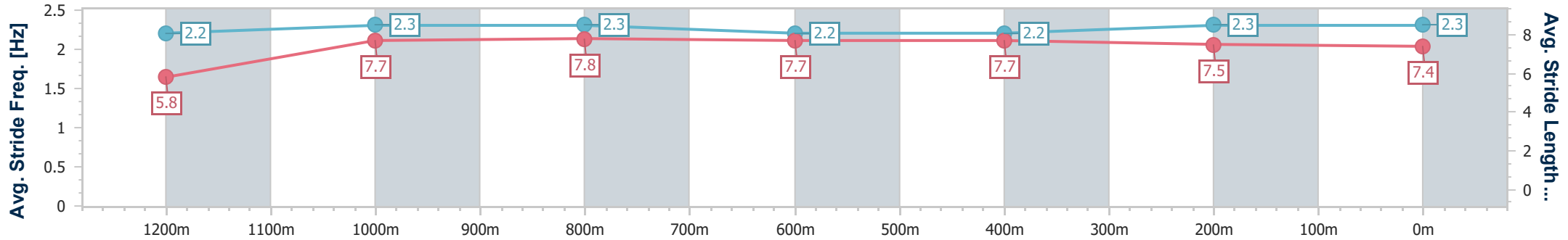
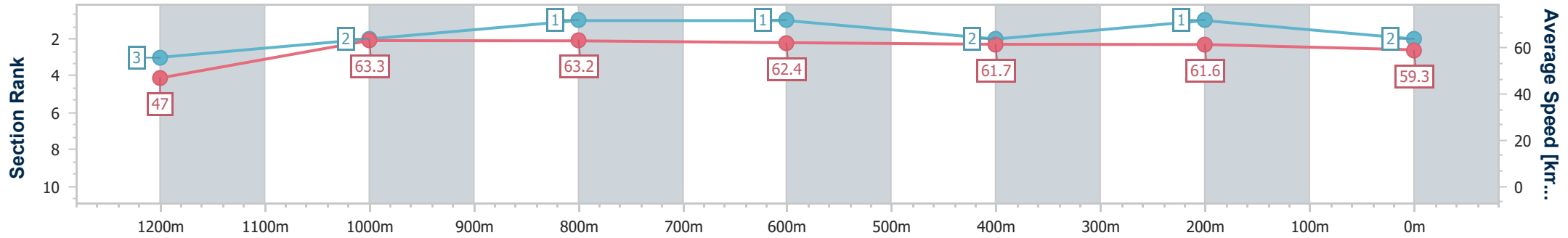
Mackay QLD Professional
 Race 7: LADBROKES ODDS SURGE RATINGS BAND 0 - 55
 Handicap - 1300m



23 February 2024 - 17:10

Track Rating: Good 4, Weather: Fine, Rail Position: True

Section	Overall	1200m	1000m	800m	600m	400m	200m
Section Times	1:17.81 [2] (0:07.69)	1:10.12 [3] (0:11.40)	0:58.72 [2] (0:11.46)	0:47.26 [1] (0:11.55)	0:35.71 [1] (0:11.84)	0:23.87 [2] (0:11.72)	0:12.15 [1] (0:12.15)
Average Speed [km/h]	47.0	63.3	63.2	62.4	61.7	61.6	59.3
Top Speed [km/h]	61.9	64.6	64.8	64.0	62.3	62.6	61.4
Avg. Dist. to Rail [m]	12.5	3.1	1.2	1.1	1.6	2.9	4.3
Avg. Stride Freq. [Hz]	2.2	2.3	2.3	2.2	2.2	2.3	2.3
Avg. Stride Length [m]	5.8	7.7	7.8	7.7	7.7	7.5	7.4



- [] Ranking at each section and finish
- .-.- No data available at this section
- NA No data available



Horse/Jockey Name	Seisme
Final Rank	3
Fastest Section Time (Section)	0:07.82 (Overall)
Top Speed [km/h] (Section)	64.9 (1200m)
Race State	Finished

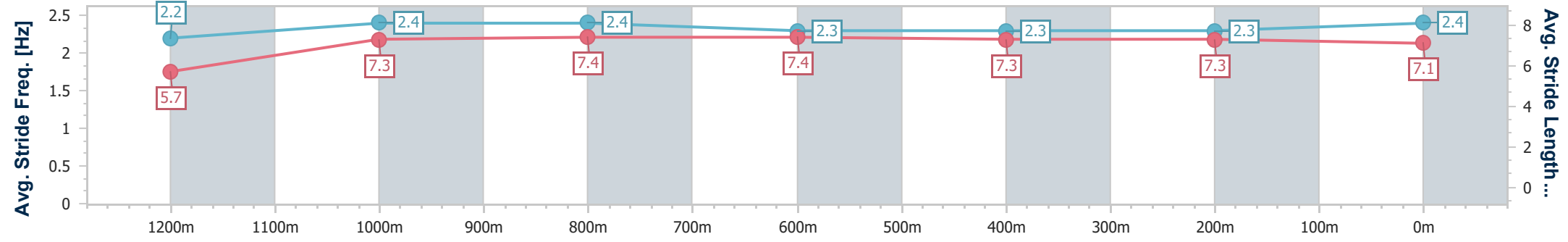
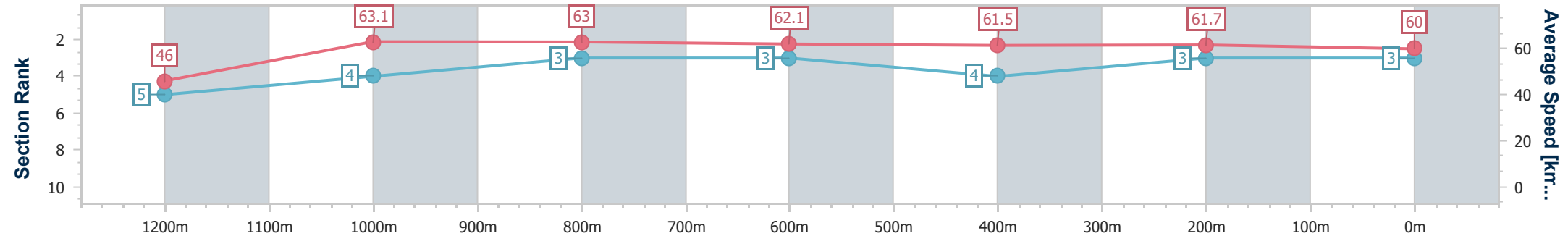


Mackay QLD Professional
 Race 7: LADBROKES ODDS SURGE RATINGS BAND 0 - 55
 Handicap - 1300m
 23 February 2024 - 17:10



Track Rating: Good 4, Weather: Fine, Rail Position: True

Section	Overall	1200m	1000m	800m	600m	400m	200m
Section Times	1:17.85 [3] (0:07.82)	1:10.03 [5] (0:11.43)	0:58.60 [4] (0:11.47)	0:47.13 [3] (0:11.60)	0:35.53 [3] (0:11.80)	0:23.73 [4] (0:11.70)	0:12.03 [3] (0:12.03)
Average Speed [km/h]	46.0	63.1	63.0	62.1	61.5	61.7	60.0
Top Speed [km/h]	63.2	64.9	64.0	62.9	62.2	62.6	61.3
Avg. Dist. to Rail [m]	7.7	1.4	0.7	0.6	0.9	2.5	5.1
Avg. Stride Freq. [Hz]	2.2	2.4	2.4	2.3	2.3	2.3	2.4
Avg. Stride Length [m]	5.7	7.3	7.4	7.4	7.3	7.3	7.1



- [] Ranking at each section and finish
- .-.- No data available at this section
- NA No data available



Horse/Jockey Name	Well Rested
Final Rank	4
Fastest Section Time (Section)	0:07.65 (Overall)
Top Speed [km/h] (Section)	64.4 (1200m)
Race State	Finished

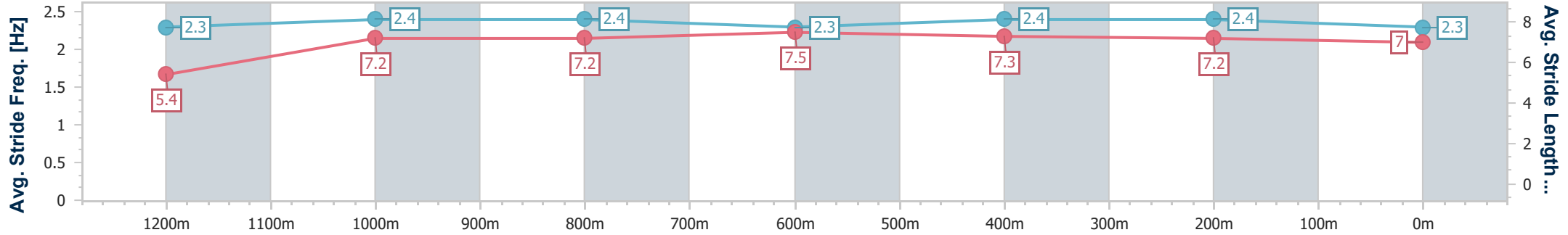
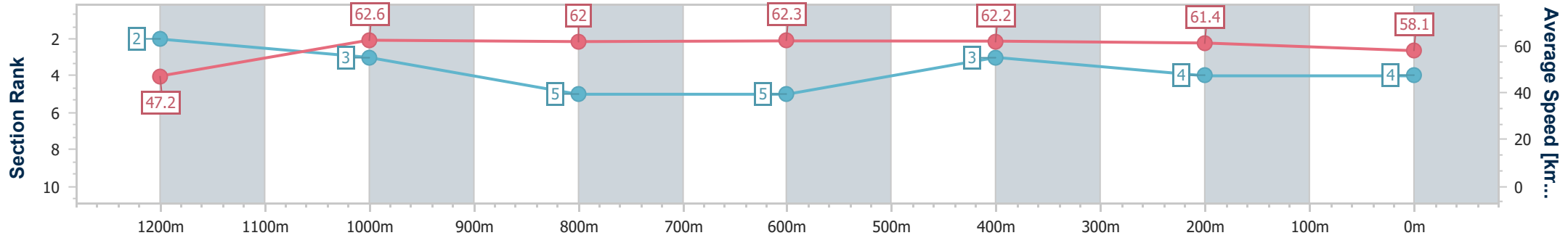


Mackay QLD Professional
 Race 7: LADBROKES ODDS SURGE RATINGS BAND 0 - 55
 Handicap - 1300m
 23 February 2024 - 17:10



Track Rating: Good 4, Weather: Fine, Rail Position: True

Section	Overall	1200m	1000m	800m	600m	400m	200m
Section Times	1:18.25 [4] (0:07.65)	1:10.60 [2] (0:11.51)	0:59.09 [3] (0:11.61)	0:47.48 [5] (0:11.61)	0:35.87 [5] (0:11.67)	0:24.20 [3] (0:11.77)	0:12.43 [4] (0:12.43)
Average Speed [km/h]	47.2	62.6	62.0	62.3	62.2	61.4	58.1
Top Speed [km/h]	62.6	64.4	62.8	63.2	63.3	62.4	61.3
Avg. Dist. to Rail [m]	7.0	0.8	0.4	1.0	1.1	3.1	5.6
Avg. Stride Freq. [Hz]	2.3	2.4	2.4	2.3	2.4	2.4	2.3
Avg. Stride Length [m]	5.4	7.2	7.2	7.5	7.3	7.2	7.0



- [] Ranking at each section and finish
- .-.- No data available at this section
- NA No data available



Horse/Jockey Name	My Girl Spirit
Final Rank	5
Fastest Section Time (Section)	0:07.79 (Overall)
Top Speed [km/h] (Section)	63.5 (1200m)
Race State	Finished

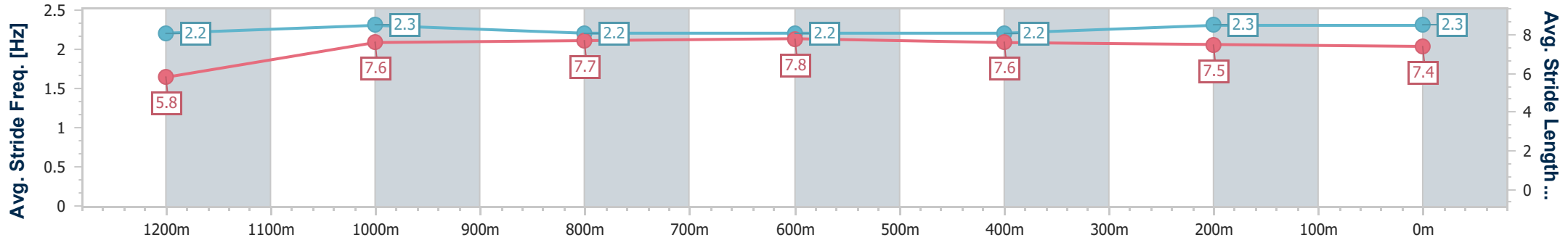
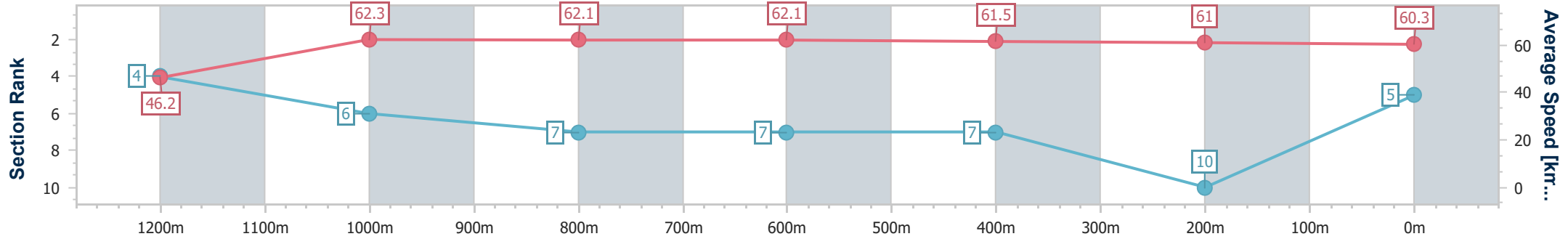


Mackay QLD Professional
 Race 7: LADBROKES ODDS SURGE RATINGS BAND 0 - 55
 Handicap - 1300m
 23 February 2024 - 17:10



Track Rating: Good 4, Weather: Fine, Rail Position: True

Section	Overall	1200m	1000m	800m	600m	400m	200m
Section Times	1:18.33 [5] (0:07.79)	1:10.54 [4] (0:11.61)	0:58.93 [6] (0:11.62)	0:47.31 [7] (0:11.65)	0:35.66 [7] (0:11.79)	0:23.87 [7] (0:11.93)	0:11.94 [10] (0:11.94)
Average Speed [km/h]	46.2	62.3	62.1	62.1	61.5	61.0	60.3
Top Speed [km/h]	60.9	63.5	63.4	62.8	62.0	62.1	61.8
Avg. Dist. to Rail [m]	9.2	1.3	0.9	1.3	1.4	6.2	5.6
Avg. Stride Freq. [Hz]	2.2	2.3	2.2	2.2	2.2	2.3	2.3
Avg. Stride Length [m]	5.8	7.6	7.7	7.8	7.6	7.5	7.4



- [] Ranking at each section and finish
- .-.- No data available at this section
- NA No data available



Horse/Jockey Name	Sensationabull
Final Rank	6
Fastest Section Time (Section)	0:07.58 (Overall)
Top Speed [km/h] (Section)	63.5 (1000m)
Race State	Finished

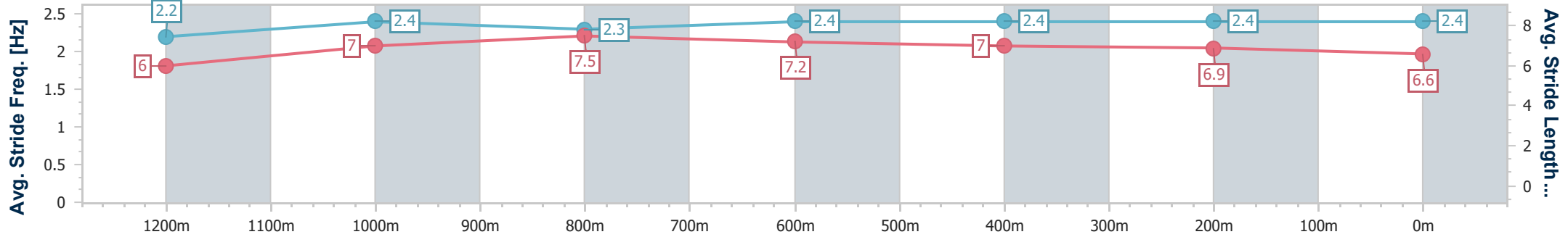
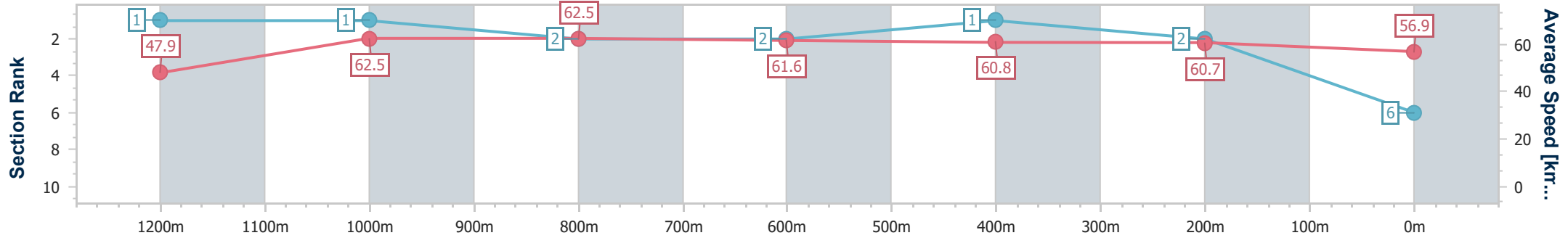


Mackay QLD Professional
 Race 7: LADBROKES ODDS SURGE RATINGS BAND 0 - 55
 Handicap - 1300m
 23 February 2024 - 17:10



Track Rating: Good 4, Weather: Fine, Rail Position: True

Section	Overall	1200m	1000m	800m	600m	400m	200m
Section Times	1:18.39 [6] (0:07.58)	1:10.81 [1] (0:11.51)	0:59.30 [1] (0:11.52)	0:47.78 [2] (0:11.62)	0:36.16 [2] (0:11.67)	0:24.49 [1] (0:11.84)	0:12.65 [2]
Average Speed [km/h]	47.9	62.5	62.5	61.6	60.8	60.7	56.9
Top Speed [km/h]	62.4	63.5	63.5	62.8	62.0	61.5	59.8
Avg. Dist. to Rail [m]	7.1	0.6	0.3	0.6	1.9	1.0	1.7
Avg. Stride Freq. [Hz]	2.2	2.4	2.3	2.4	2.4	2.4	2.4
Avg. Stride Length [m]	6.0	7.0	7.5	7.2	7.0	6.9	6.6



- [] Ranking at each section and finish
- .-.- No data available at this section
- NA No data available



Horse/Jockey Name	Gracious Garcon
Final Rank	7
Fastest Section Time (Section)	0:08.10 (Overall)
Top Speed [km/h] (Section)	63.9 (400m)
Race State	Finished

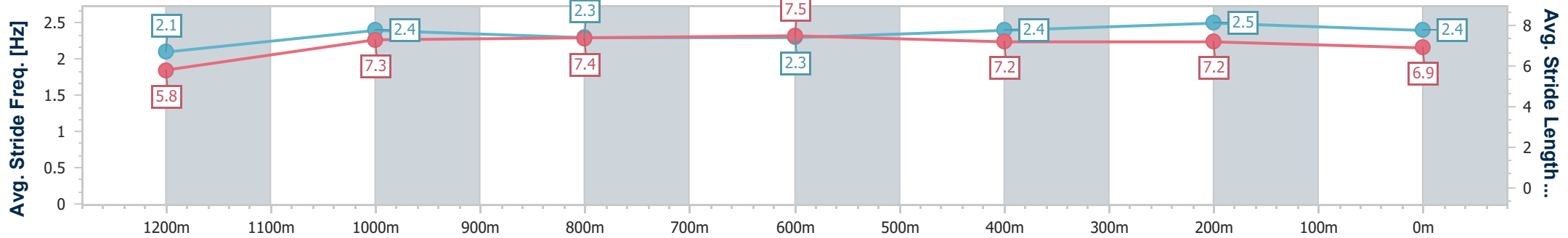
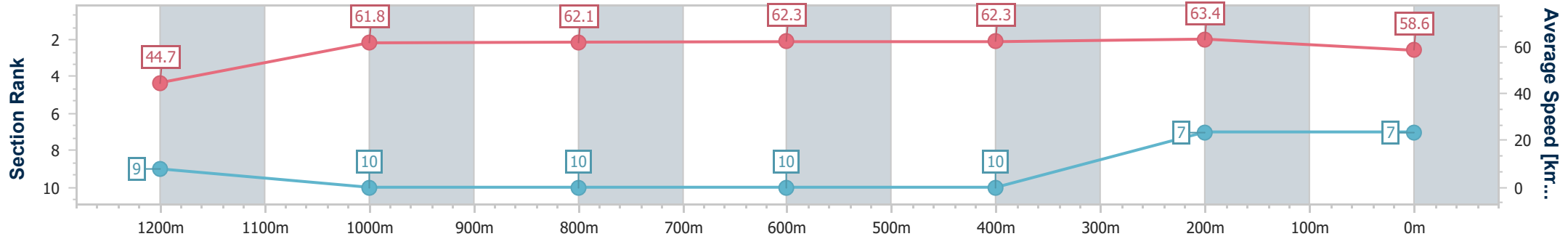


Mackay QLD Professional
 Race 7: LADBROKES ODDS SURGE RATINGS BAND 0 - 55
 Handicap - 1300m
 23 February 2024 - 17:10



Track Rating: Good 4, Weather: Fine, Rail Position: True

Section	Overall	1200m	1000m	800m	600m	400m	200m
Section Times	1:18.45 [7] (0:08.10)	1:10.35 [9] (0:11.74)	0:58.61 [10] (0:11.67)	0:46.94 [10] (0:11.62)	0:35.32 [10] (0:11.62)	0:23.70 [10] (0:11.43)	0:12.27 [7] (0:12.27)
Average Speed [km/h]	44.7	61.8	62.1	62.3	62.3	63.4	58.6
Top Speed [km/h]	59.2	63.8	62.9	63.6	63.6	63.9	61.4
Avg. Dist. to Rail [m]	14.0	4.0	1.9	1.8	1.3	3.4	7.0
Avg. Stride Freq. [Hz]	2.1	2.4	2.3	2.3	2.4	2.5	2.4
Avg. Stride Length [m]	5.8	7.3	7.4	7.5	7.2	7.2	6.9



- [] Ranking at each section and finish
- .-.- No data available at this section
- NA No data available



Horse/Jockey Name	Fergyliscious
Final Rank	8
Fastest Section Time (Section)	0:08.20 (Overall)
Top Speed [km/h] (Section)	65.3 (1200m)
Race State	Finished

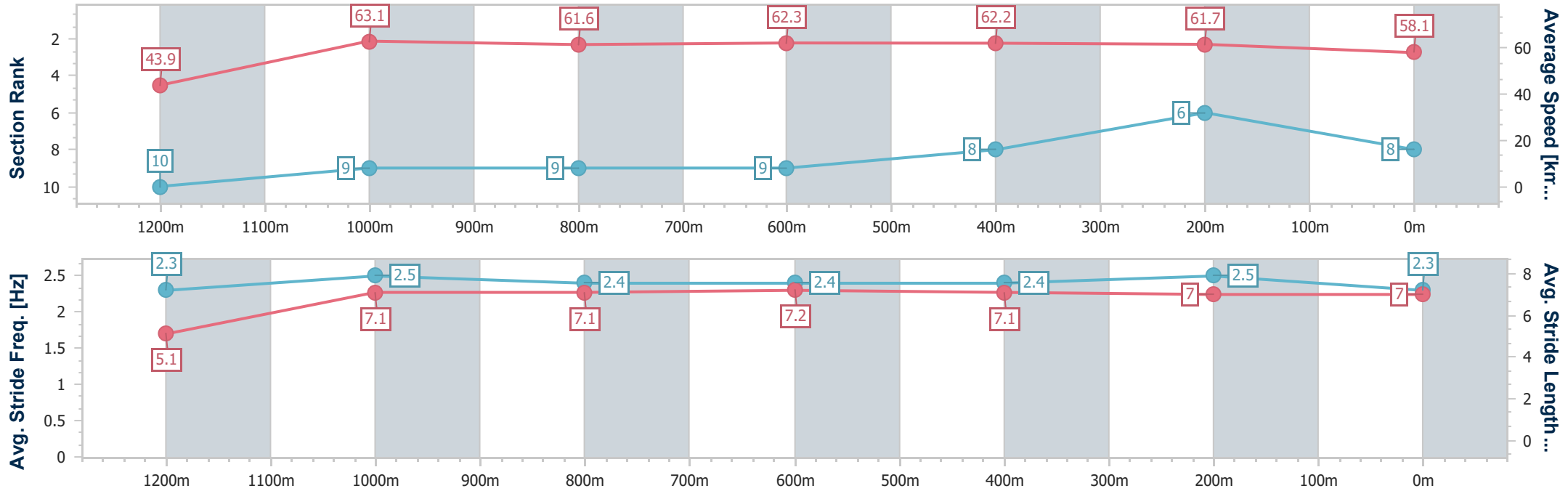


Mackay QLD Professional
 Race 7: LADBROKES ODDS SURGE RATINGS BAND 0 - 55
 Handicap - 1300m
 23 February 2024 - 17:10



Track Rating: Good 4, Weather: Fine, Rail Position: True

Section	Overall	1200m	1000m	800m	600m	400m	200m
Section Times	1:18.55 [8] (0:08.20)	1:10.35 [10] (0:11.43)	0:58.92 [9] (0:11.73)	0:47.19 [9] (0:11.61)	0:35.58 [9] (0:11.50)	0:24.08 [8] (0:11.65)	0:12.43 [6] (0:12.43)
Average Speed [km/h]	43.9	63.1	61.6	62.3	62.2	61.7	58.1
Top Speed [km/h]	62.9	65.3	64.8	64.8	63.3	63.1	62.4
Avg. Dist. to Rail [m]	9.2	1.3	1.3	1.8	0.8	1.4	1.2
Avg. Stride Freq. [Hz]	2.3	2.5	2.4	2.4	2.4	2.5	2.3
Avg. Stride Length [m]	5.1	7.1	7.1	7.2	7.1	7.0	7.0



- [] Ranking at each section and finish
- .-.- No data available at this section
- NA No data available



Horse/Jockey Name	Foggy Dew
Final Rank	9
Fastest Section Time (Section)	0:07.96 (Overall)
Top Speed [km/h] (Section)	65.5 (1200m)
Race State	Finished

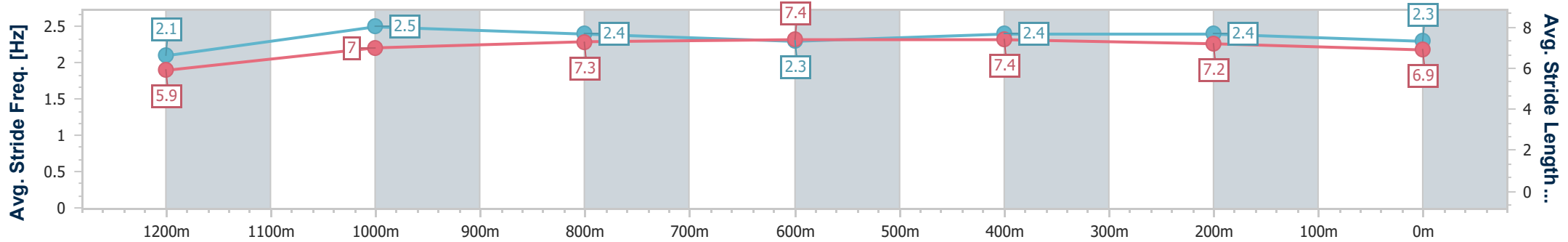
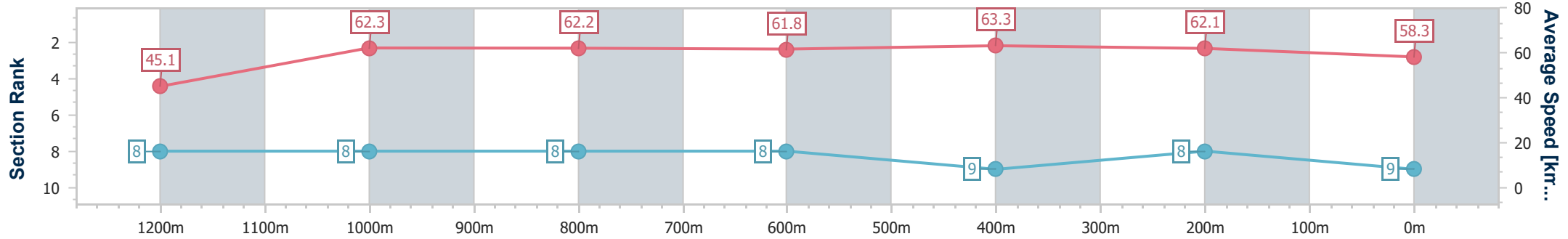


Mackay QLD Professional
 Race 7: LADBROKES ODDS SURGE RATINGS BAND 0 - 55
 Handicap - 1300m
 23 February 2024 - 17:10



Track Rating: Good 4, Weather: Fine, Rail Position: True

Section	Overall	1200m	1000m	800m	600m	400m	200m
Section Times	1:18.59 [9] (0:07.96)	1:10.63 [8] (0:11.59)	0:59.04 [8] (0:11.65)	0:47.39 [8] (0:11.67)	0:35.72 [8] (0:11.65)	0:24.07 [9] (0:11.72)	0:12.35 [8] (0:12.35)
Average Speed [km/h]	45.1	62.3	62.2	61.8	63.3	62.1	58.3
Top Speed [km/h]	59.6	65.5	63.4	63.4	63.6	63.2	61.0
Avg. Dist. to Rail [m]	11.0	2.2	0.9	1.3	2.7	6.7	8.6
Avg. Stride Freq. [Hz]	2.1	2.5	2.4	2.3	2.4	2.4	2.3
Avg. Stride Length [m]	5.9	7.0	7.3	7.4	7.4	7.2	6.9



- [] Ranking at each section and finish
- .-.- No data available at this section
- NA No data available



Horse/Jockey Name	Volarchi
Final Rank	10
Fastest Section Time (Section)	0:07.86 (Overall)
Top Speed [km/h] (Section)	65.4 (1200m)
Race State	Finished

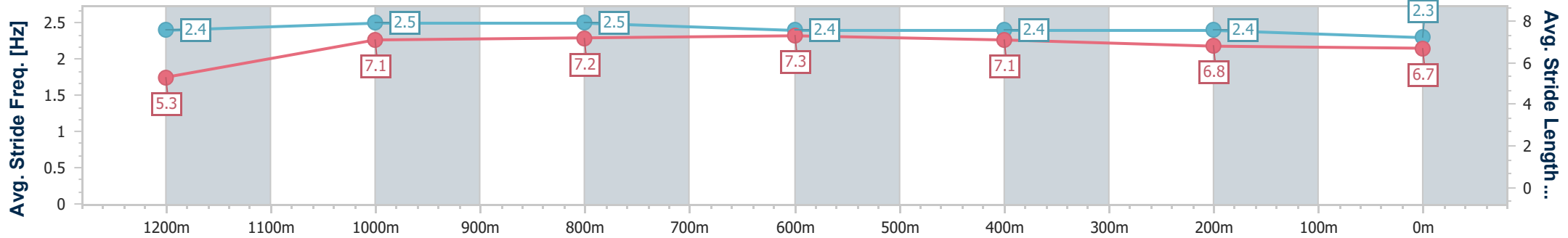
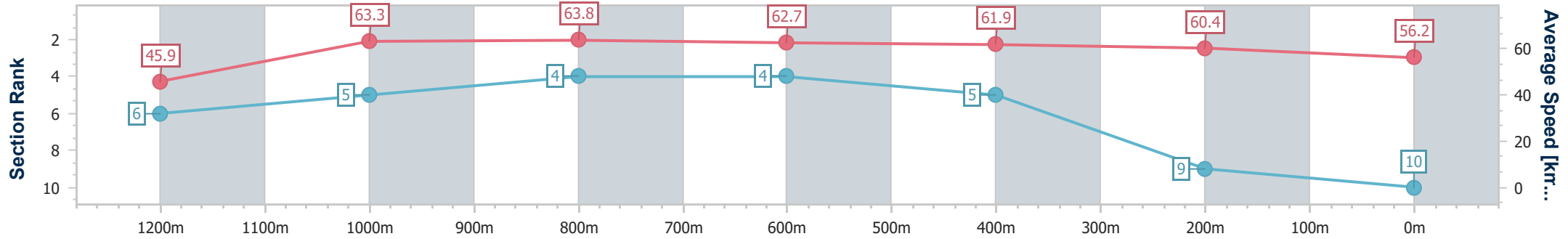


Mackay QLD Professional
 Race 7: LADBROKES ODDS SURGE RATINGS BAND 0 - 55
 Handicap - 1300m
 23 February 2024 - 17:10



Track Rating: Good 4, Weather: Fine, Rail Position: True

Section	Overall	1200m	1000m	800m	600m	400m	200m
Section Times	1:19.05 [10] (0:07.86)	1:11.19 [6] (0:11.47)	0:59.72 [5] (0:11.39)	0:48.33 [4] (0:11.63)	0:36.70 [4] (0:11.87)	0:24.83 [5] (0:12.04)	0:12.79 [9] (0:12.79)
Average Speed [km/h]	45.9	63.3	63.8	62.7	61.9	60.4	56.2
Top Speed [km/h]	58.5	65.4	65.0	63.8	62.8	61.9	60.5
Avg. Dist. to Rail [m]	12.6	4.3	3.7	3.6	2.5	5.5	7.4
Avg. Stride Freq. [Hz]	2.4	2.5	2.5	2.4	2.4	2.4	2.3
Avg. Stride Length [m]	5.3	7.1	7.2	7.3	7.1	6.8	6.7



- [] Ranking at each section and finish
- .-.- No data available at this section
- NA No data available



Mackay QLD Professional

Race 8: RACING AGAIN MONDAY 11TH MARCH QTIS Class 3 Plate - 1100m

23 February 2024 - 17:50



MACKAY TURF CLUB
Ooralea Racecourse

Track Rating: Good 4, Weather: Fine, Rail Position: True

Section													
Field Times		Overall	1000m	800m	600m	400m	200m	Last 600m					
		1:03.35 (0:07.53)	0:55.82 (0:10.62)	0:45.20 (0:11.07)	0:34.13 (0:11.17)	0:22.96 (0:11.10)	0:11.86 (0:11.86)	0:34.13					
Rank	TAB	Horse/Jockey	Barrier	Top Speed [km/h]	Fastest Section	Overall	1000m	800m	600m	400m	200m	Margin	Distance Travelled [m]
1	4	FAY FAYE Gabrielle Semmens	13	69.5	0:07.53	1:03.35 [1] (0:07.53)	0:55.82 [2] (0:10.62)	0:45.20 [1] (0:11.07)	0:34.13 [1] (0:11.17)	0:22.96 [1] (0:11.10)	0:11.86 [1] (0:11.86)	1:03.35	0:34.13
2	10	MISHANI MYSTIQUE Nikki Olzard	10	66.9	0:07.53	1:03.90 [2] (0:07.53)	0:56.37 [1] (0:10.85)	0:45.52 [2] (0:11.11)	0:34.41 [3] (0:11.17)	0:23.24 [2] (0:11.25)	0:11.99 [2] (0:11.99)	3L	0:34.41 -1
3	14	BOLD HUNTER Ryan Wiggins	11	67.2	0:07.95	1:04.21 [3] (0:07.95)	0:56.26 [7] (0:11.07)	0:45.19 [8] (0:11.24)	0:33.95 [8] (0:11.11)	0:22.84 [7] (0:11.09)	0:11.75 [5] (0:11.75)	4.8L	0:33.95 +2
4	3	RUBUNKAR Brooke Johnson	4	68.2	0:07.71	1:04.36 [4] (0:07.71)	0:56.65 [3] (0:10.75)	0:45.90 [3] (0:11.04)	0:34.86 [4] (0:11.35)	0:23.51 [3] (0:11.30)	0:12.21 [3] (0:12.21)	5.6L	0:34.86 +1
5	1	DESERT MOON Les Tilley	6	68.8	0:08.17	1:04.53 [5] (0:08.17)	0:56.36 [10] (0:10.82)	0:45.54 [7] (0:10.97)	0:34.57 [7] (0:11.15)	0:23.42 [5] (0:11.38)	0:12.04 [6] (0:12.04)	6.6L	0:34.57 -5
6	17	MARTINI MOMENT Chris Whiteley	20	67.9	0:07.75	1:04.75 [6] (0:07.75)	0:57.00 [4] (0:10.85)	0:46.15 [5] (0:11.01)	0:35.14 [5] (0:11.51)	0:23.63 [6] (0:11.44)	0:12.19 [7] (0:12.19)	7.9L	0:35.14 +6
7	8	COBBO Colin Lennon	7	69.5	0:07.84	1:05.02 [7] (0:07.84)	0:57.18 [5] (0:10.69)	0:46.49 [4] (0:10.84)	0:35.65 [2] (0:11.48)	0:24.17 [3] (0:11.48)	0:12.69 [4] (0:12.69)	9.4L	0:35.65 +3
8	11	OSCAR BRAVO Adrian Layt	3	67.8	0:08.17	1:05.21 [8] (0:08.17)	0:57.04 [9] (0:10.95)	0:46.09 [9] (0:11.16)	0:34.93 [9] (0:11.45)	0:23.48 [9] (0:11.36)	0:12.12 [9] (0:12.12)	10.4L	0:34.93 -3
9	9	MISHANI MAVERICK Adam Sewell	14	65.4	0:07.97	1:05.47 [9] (0:07.97)	0:57.50 [8] (0:11.28)	0:46.22 [10] (0:11.18)	0:35.04 [10] (0:11.39)	0:23.65 [10] (0:11.26)	0:12.39 [8] (0:12.39)	11.9L	0:35.04 +7
10	5	MICROWAVE JENNY Corey Bayliss	16	66.6	0:08.53	1:05.54 [10] (0:08.53)	0:57.01 [13] (0:11.37)	0:45.64 [12] (0:11.31)	0:34.33 [12] (0:11.36)	0:22.97 [11] (0:11.31)	0:11.66 [11] (0:11.66)	12.2L	0:34.33 +2

Scratched: Tahkian Bubbles (#12), Flaming Homer (#16), Nano Star (#6), Sensationbull (#18), Northern Pride (#2), Sundara (#7), Out Back Boom (#15)

[] Ranking at each section and finish
 -:-:- No data available at this section
 NA No data available

SCN Saddle cloth number
 DNF Did not finish
 DNT Did not track



Mackay QLD Professional
Race 8: RACING AGAIN MONDAY 11TH MARCH QTIS Class 3 Plate - 1100m
23 February 2024 - 17:50



MACKAY TURF CLUB
 Ooralea Racecourse

Track Rating: Good 4, Weather: Fine, Rail Position: True

Section		Overall	1000m	800m	600m	400m	200m	Last 600m					
Field Times		1:03.35 (0:07.53)	0:55.82 (0:10.62)	0:45.20 (0:11.07)	0:34.13 (0:11.17)	0:22.96 (0:11.10)	0:11.86 (0:11.86)	0:34.13					
Rank	TAB Horse/Jockey	Barrier	Top Speed [km/h]	Fastest Section	Margin							Distance Travelled [m]	
11	20 COMBAT MISSION Heidi Gillie	8	67.0 1000m	0:07.88 Overall	1:06.06 [11] (0:07.88)	0:58.18 [6] (0:10.94)	0:47.24 [6] (0:11.11)	0:36.13 [6] (0:11.47)	0:24.66 [8] (0:11.71)	0:12.95 [10] (0:12.95)	15.2L	0:36.13	+6
12	19 MISHANI STAR Warwick Satherley	1	64.9 1000m	0:08.34 Overall	1:08.31 [12] (0:08.34)	0:59.97 [11] (0:11.36)	0:48.61 [11] (0:11.32)	0:37.29 [11] (0:11.67)	0:25.62 [12] (0:11.85)	0:13.77 [12] (0:13.77)	28.2L	0:37.29	+0
13	13 MISHANI PERFECTION Nathan Thomas	2	63.9 1000m	0:08.48 Overall	1:09.01 [13] (0:08.48)	1:00.53 [12] (0:11.44)	0:49.09 [13] (0:11.58)	0:37.51 [13] (0:12.08)	0:25.43 [13] (0:11.94)	0:13.49 [13] (0:13.49)	32.2L	0:37.51	+0

Scratched: Tahkian Bubbles (#12), Flaming Homer (#16), Nano Star (#6), Sensationabull (#18), Northern Pride (#2), Sundara (#7), Out Back Boom (#15)

[] Ranking at each section and finish
 -:-:- No data available at this section
 NA No data available

SCN Saddle cloth number
 DNF Did not finish
 DNT Did not track



Horse/Jockey Name	Fay Faye
Final Rank	1
Fastest Section Time (Section)	0:07.53 (Overall)
Top Speed [km/h] (Section)	69.5 (1000m)
Race State	Finished



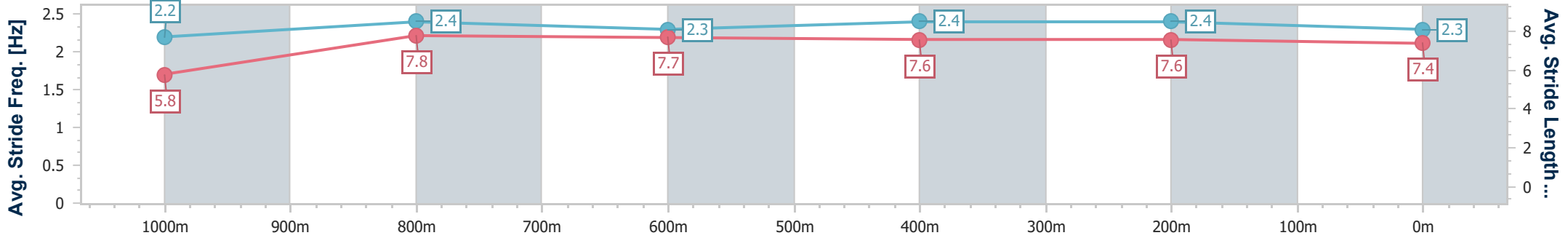
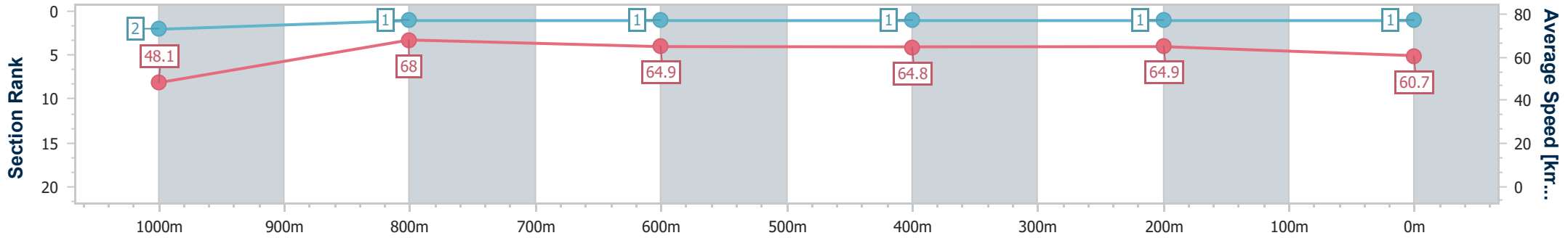
Mackay QLD Professional
Race 8: RACING AGAIN MONDAY 11TH MARCH QTIS Class 3
Plate - 1100m



23 February 2024 - 17:50

Track Rating: Good 4, Weather: Fine, Rail Position: True

Section	Overall	1000m	800m	600m	400m	200m
Section Times	1:03.35 [1] (0:07.53)	0:55.82 [2] (0:10.62)	0:45.20 [1] (0:11.07)	0:34.13 [1] (0:11.17)	0:22.96 [1] (0:11.10)	0:11.86 [1] (0:11.86)
Average Speed [km/h]	48.1	68.0	64.9	64.8	64.9	60.7
Top Speed [km/h]	66.3	69.5	66.3	65.5	65.7	63.9
Avg. Dist. to Rail [m]	10.2	1.8	0.5	0.8	0.9	1.4
Avg. Stride Freq. [Hz]	2.2	2.4	2.3	2.4	2.4	2.3
Avg. Stride Length [m]	5.8	7.8	7.7	7.6	7.6	7.4



- [] Ranking at each section and finish
- .-.- No data available at this section
- NA No data available



Horse/Jockey Name	Mishani Mystique
Final Rank	2
Fastest Section Time (Section)	0:07.53 (Overall)
Top Speed [km/h] (Section)	66.9 (1000m)
Race State	Finished



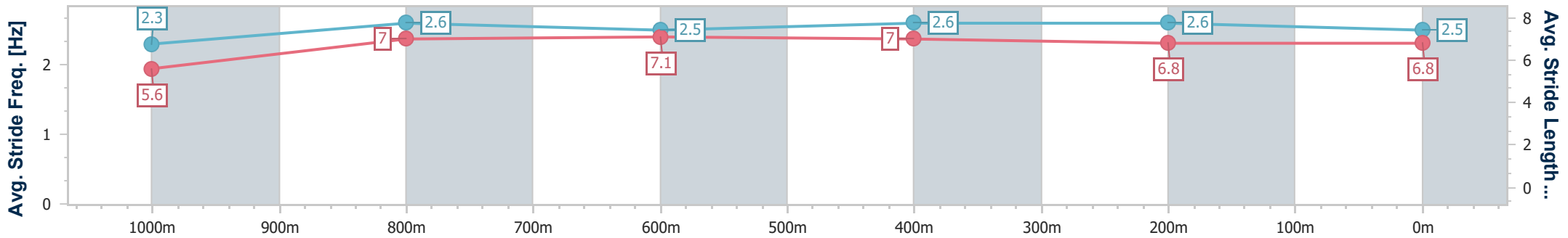
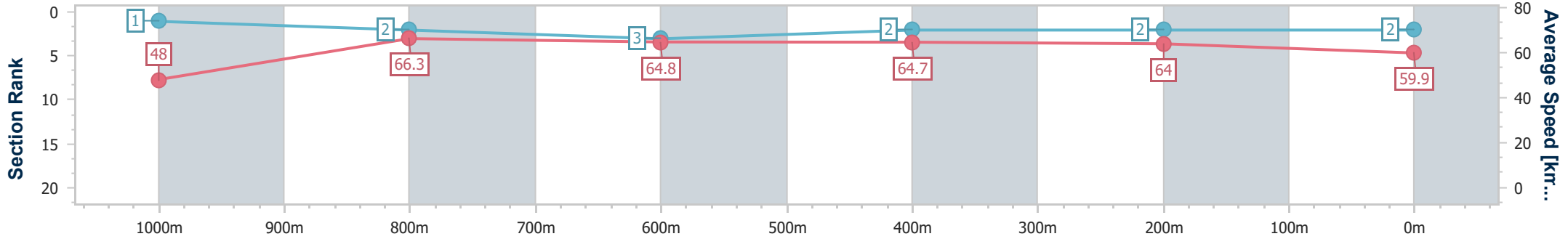
Mackay QLD Professional
Race 8: RACING AGAIN MONDAY 11TH MARCH QTIS Class 3
Plate - 1100m



23 February 2024 - 17:50

Track Rating: Good 4, Weather: Fine, Rail Position: True

Section	Overall	1000m	800m	600m	400m	200m
Section Times	1:03.90 [2] (0:07.53)	0:56.37 [1] (0:10.85)	0:45.52 [2] (0:11.11)	0:34.41 [3] (0:11.17)	0:23.24 [2] (0:11.25)	0:11.99 [2] (0:11.99)
Average Speed [km/h]	48.0	66.3	64.8	64.7	64.0	59.9
Top Speed [km/h]	64.0	66.9	66.9	65.3	65.6	63.0
Avg. Dist. to Rail [m]	7.3	0.5	0.4	0.6	1.4	1.7
Avg. Stride Freq. [Hz]	2.3	2.6	2.5	2.6	2.6	2.5
Avg. Stride Length [m]	5.6	7.0	7.1	7.0	6.8	6.8



- [] Ranking at each section and finish
- .-.- No data available at this section
- NA No data available



Horse/Jockey Name	Bold Hunter
Final Rank	3
Fastest Section Time (Section)	0:07.95 (Overall)
Top Speed [km/h] (Section)	67.2 (1000m)
Race State	Finished



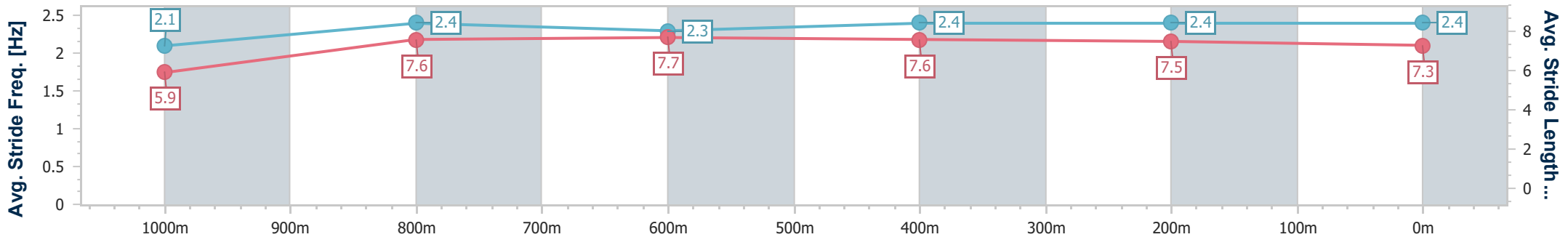
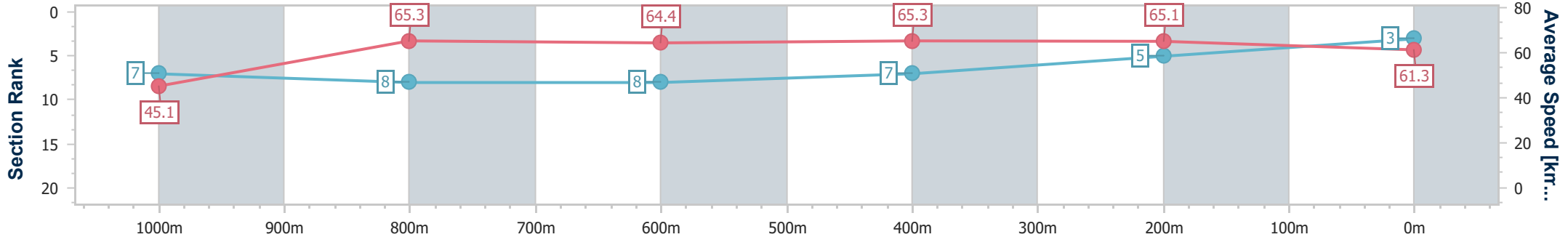
Mackay QLD Professional
Race 8: RACING AGAIN MONDAY 11TH MARCH QTIS Class 3
Plate - 1100m



23 February 2024 - 17:50

Track Rating: Good 4, Weather: Fine, Rail Position: True

Section	Overall	1000m	800m	600m	400m	200m
Section Times	1:04.21 [3] (0:07.95)	0:56.26 [7] (0:11.07)	0:45.19 [8] (0:11.24)	0:33.95 [8] (0:11.11)	0:22.84 [7] (0:11.09)	0:11.75 [5] (0:11.75)
Average Speed [km/h]	45.1	65.3	64.4	65.3	65.1	61.3
Top Speed [km/h]	61.6	67.2	66.1	66.1	66.1	64.0
Avg. Dist. to Rail [m]	6.7	1.2	1.5	0.8	3.5	6.0
Avg. Stride Freq. [Hz]	2.1	2.4	2.3	2.4	2.4	2.4
Avg. Stride Length [m]	5.9	7.6	7.7	7.6	7.5	7.3



- [] Ranking at each section and finish
- .-.- No data available at this section
- NA No data available



Horse/Jockey Name	Rubunkar
Final Rank	4
Fastest Section Time (Section)	0:07.71 (Overall)
Top Speed [km/h] (Section)	68.2 (1000m)
Race State	Finished



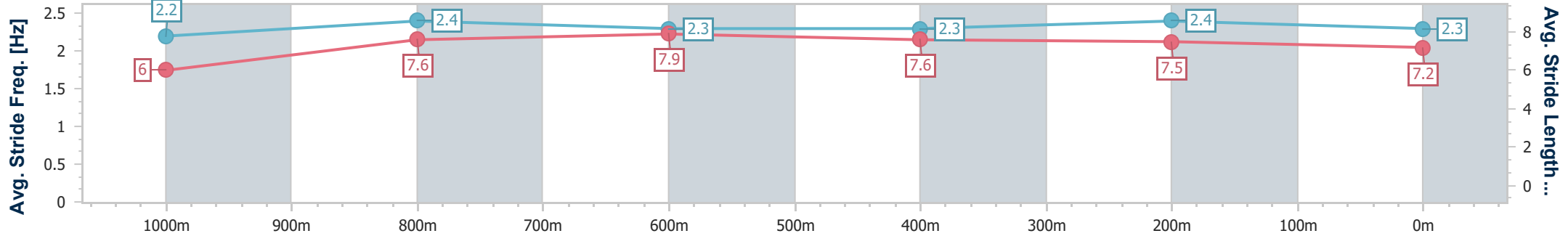
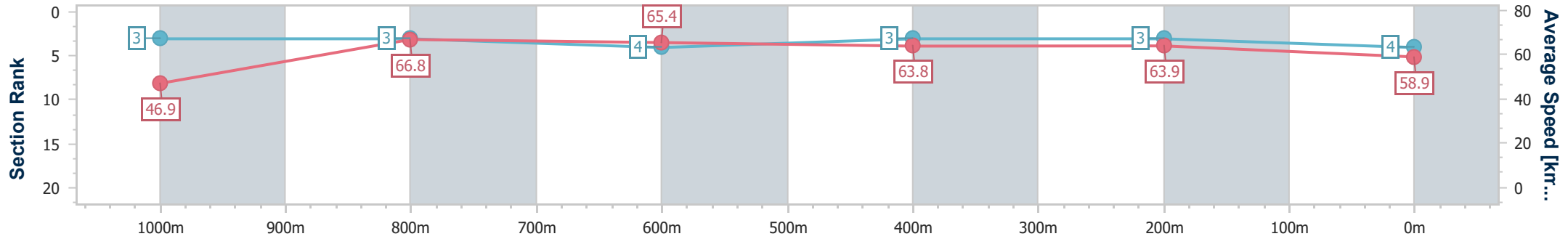
Mackay QLD Professional
Race 8: RACING AGAIN MONDAY 11TH MARCH QTIS Class 3
Plate - 1100m



23 February 2024 - 17:50

Track Rating: Good 4, Weather: Fine, Rail Position: True

Section	Overall	1000m	800m	600m	400m	200m
Section Times	1:04.36 [4] (0:07.71)	0:56.65 [3] (0:10.75)	0:45.90 [3] (0:11.04)	0:34.86 [4] (0:11.35)	0:23.51 [3] (0:11.30)	0:12.21 [3] (0:12.21)
Average Speed [km/h]	46.9	66.8	65.4	63.8	63.9	58.9
Top Speed [km/h]	62.7	68.2	67.3	64.4	65.2	62.8
Avg. Dist. to Rail [m]	4.0	0.2	0.4	1.2	1.1	0.8
Avg. Stride Freq. [Hz]	2.2	2.4	2.3	2.3	2.4	2.3
Avg. Stride Length [m]	6.0	7.6	7.9	7.6	7.5	7.2



- [] Ranking at each section and finish
- .-.- No data available at this section
- NA No data available



Horse/Jockey Name	Desert Moon
Final Rank	5
Fastest Section Time (Section)	0:08.17 (Overall)
Top Speed [km/h] (Section)	68.8 (1000m)
Race State	Finished



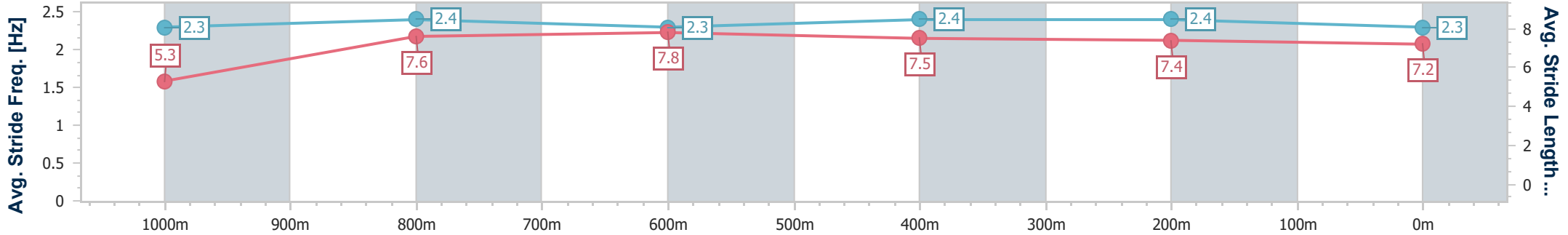
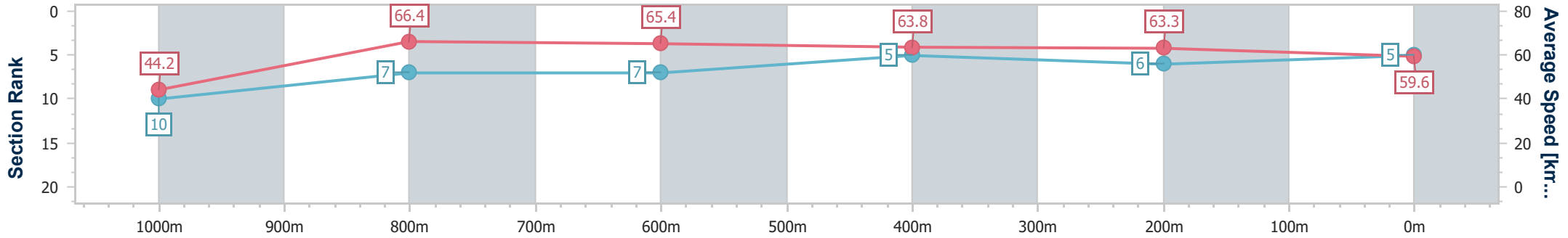
Mackay QLD Professional
Race 8: RACING AGAIN MONDAY 11TH MARCH QTIS Class 3
Plate - 1100m



23 February 2024 - 17:50

Track Rating: Good 4, Weather: Fine, Rail Position: True

Section	Overall	1000m	800m	600m	400m	200m
Section Times	1:04.53 [5] (0:08.17)	0:56.36 [10] (0:10.82)	0:45.54 [7] (0:10.97)	0:34.57 [7] (0:11.15)	0:23.42 [5] (0:11.38)	0:12.04 [6] (0:12.04)
Average Speed [km/h]	44.2	66.4	65.4	63.8	63.3	59.6
Top Speed [km/h]	63.1	68.8	67.5	65.4	64.3	62.4
Avg. Dist. to Rail [m]	5.0	0.6	1.4	1.5	1.1	2.0
Avg. Stride Freq. [Hz]	2.3	2.4	2.3	2.4	2.4	2.3
Avg. Stride Length [m]	5.3	7.6	7.8	7.5	7.4	7.2



- [] Ranking at each section and finish
- .-.- No data available at this section
- NA No data available



Horse/Jockey Name	Martini Moment
Final Rank	6
Fastest Section Time (Section)	0:07.75 (Overall)
Top Speed [km/h] (Section)	67.9 (1000m)
Race State	Finished



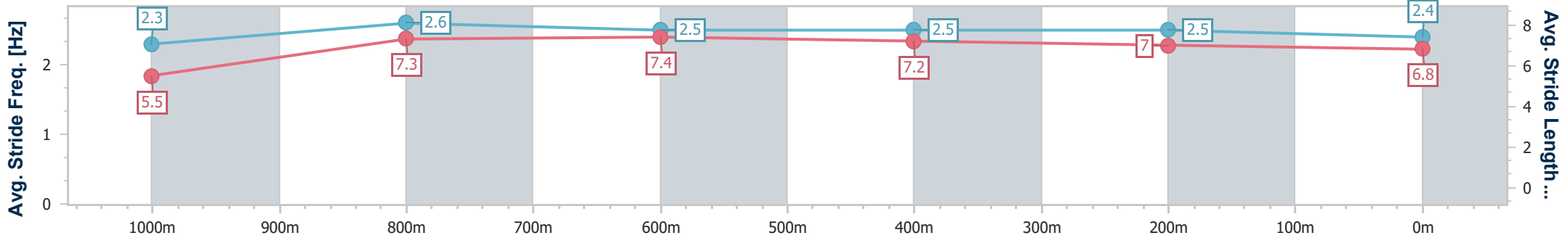
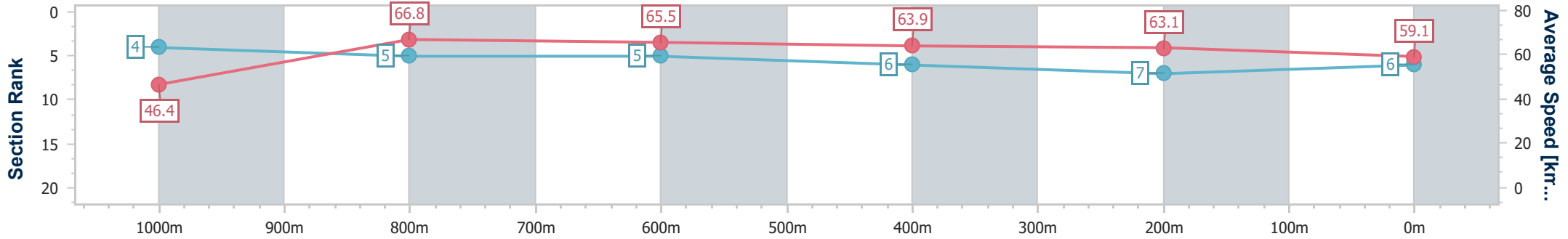
Mackay QLD Professional
Race 8: RACING AGAIN MONDAY 11TH MARCH QTIS Class 3
Plate - 1100m



23 February 2024 - 17:50

Track Rating: Good 4, Weather: Fine, Rail Position: True

Section	Overall	1000m	800m	600m	400m	200m
Section Times	1:04.75 [6] (0:07.75)	0:57.00 [4] (0:10.85)	0:46.15 [5] (0:11.01)	0:35.14 [5] (0:11.51)	0:23.63 [6] (0:11.44)	0:12.19 [7] (0:12.19)
Average Speed [km/h]	46.4	66.8	65.5	63.9	63.1	59.1
Top Speed [km/h]	63.9	67.9	66.5	64.8	64.6	62.8
Avg. Dist. to Rail [m]	11.0	1.3	1.4	2.4	4.3	5.7
Avg. Stride Freq. [Hz]	2.3	2.6	2.5	2.5	2.5	2.4
Avg. Stride Length [m]	5.5	7.3	7.4	7.2	7.0	6.8



- [] Ranking at each section and finish
- .-.- No data available at this section
- NA No data available



Horse/Jockey Name	Cobbo
Final Rank	7
Fastest Section Time (Section)	0:07.84 (Overall)
Top Speed [km/h] (Section)	69.5 (1000m)
Race State	Finished



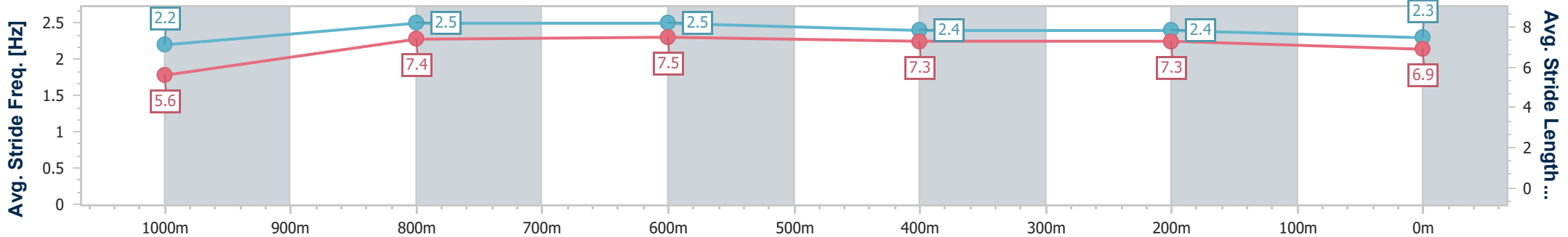
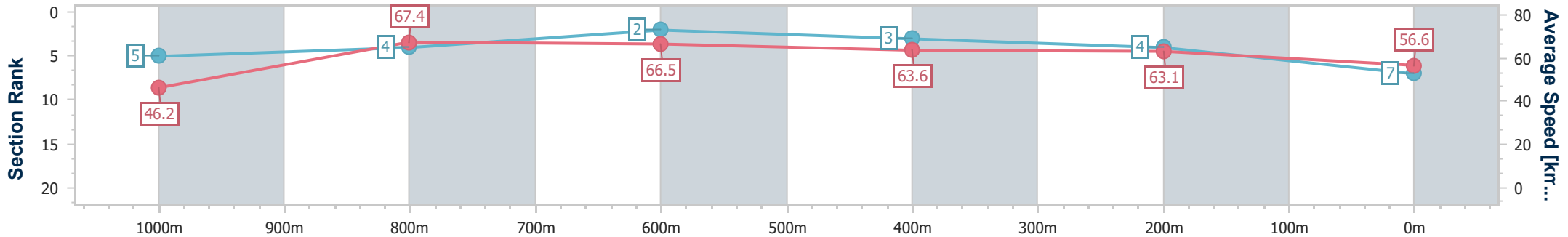
Mackay QLD Professional
Race 8: RACING AGAIN MONDAY 11TH MARCH QTIS Class 3
Plate - 1100m



23 February 2024 - 17:50

Track Rating: Good 4, Weather: Fine, Rail Position: True

Section	Overall	1000m	800m	600m	400m	200m
Section Times	1:05.02 [7] (0:07.84)	0:57.18 [5] (0:10.69)	0:46.49 [4] (0:10.84)	0:35.65 [2] (0:11.48)	0:24.17 [3] (0:11.48)	0:12.69 [4] (0:12.69)
Average Speed [km/h]	46.2	67.4	66.5	63.6	63.1	56.6
Top Speed [km/h]	66.5	69.5	67.6	64.9	64.0	60.7
Avg. Dist. to Rail [m]	6.2	0.8	0.2	2.2	2.8	3.6
Avg. Stride Freq. [Hz]	2.2	2.5	2.5	2.4	2.4	2.3
Avg. Stride Length [m]	5.6	7.4	7.5	7.3	7.3	6.9



- [] Ranking at each section and finish
- .-.- No data available at this section
- NA No data available



Horse/Jockey Name	Oscar Bravo
Final Rank	8
Fastest Section Time (Section)	0:08.17 (Overall)
Top Speed [km/h] (Section)	67.8 (1000m)
Race State	Finished



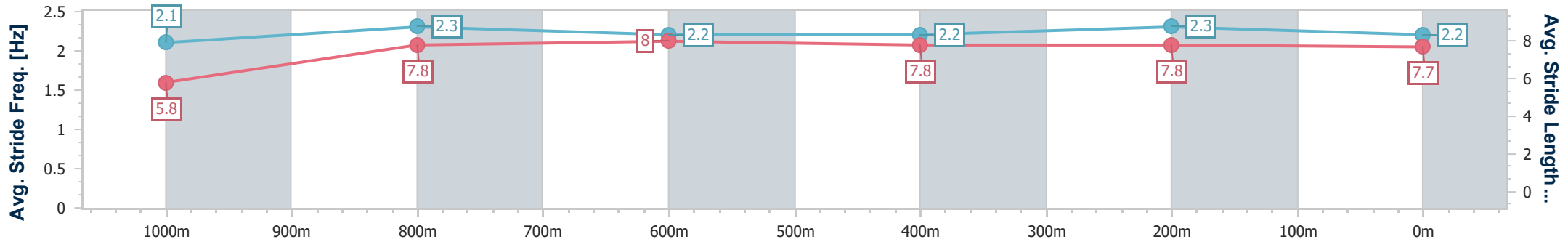
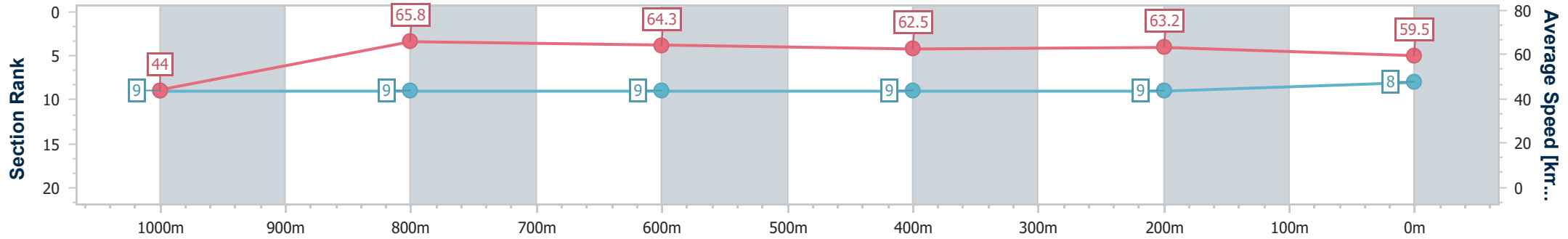
Mackay QLD Professional
Race 8: RACING AGAIN MONDAY 11TH MARCH QTIS Class 3
Plate - 1100m



23 February 2024 - 17:50

Track Rating: Good 4, Weather: Fine, Rail Position: True

Section	Overall	1000m	800m	600m	400m	200m
Section Times	1:05.21 [8] (0:08.17)	0:57.04 [9] (0:10.95)	0:46.09 [9] (0:11.16)	0:34.93 [9] (0:11.45)	0:23.48 [9] (0:11.36)	0:12.12 [9] (0:12.12)
Average Speed [km/h]	44.0	65.8	64.3	62.5	63.2	59.5
Top Speed [km/h]	63.5	67.8	66.3	63.4	63.9	63.3
Avg. Dist. to Rail [m]	4.1	0.4	0.5	0.9	1.2	3.1
Avg. Stride Freq. [Hz]	2.1	2.3	2.2	2.2	2.3	2.2
Avg. Stride Length [m]	5.8	7.8	8.0	7.8	7.8	7.7



- [] Ranking at each section and finish
- .-.- No data available at this section
- NA No data available



Horse/Jockey Name	Mishani Maverick
Final Rank	9
Fastest Section Time (Section)	0:07.97 (Overall)
Top Speed [km/h] (Section)	65.4 (1000m)
Race State	Finished



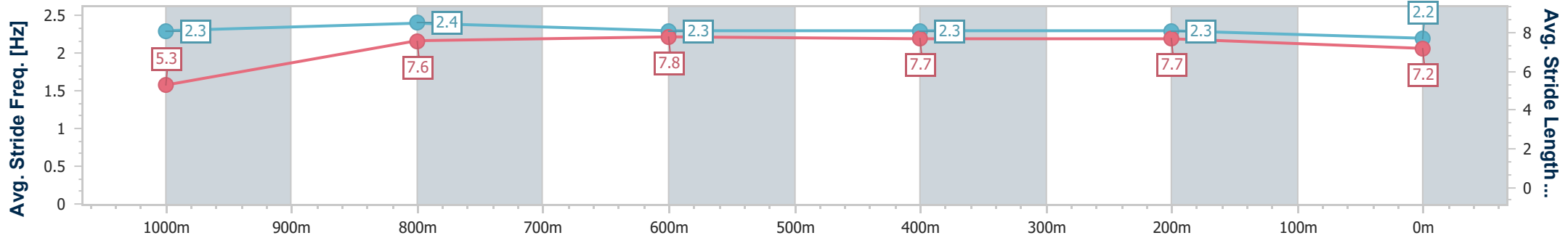
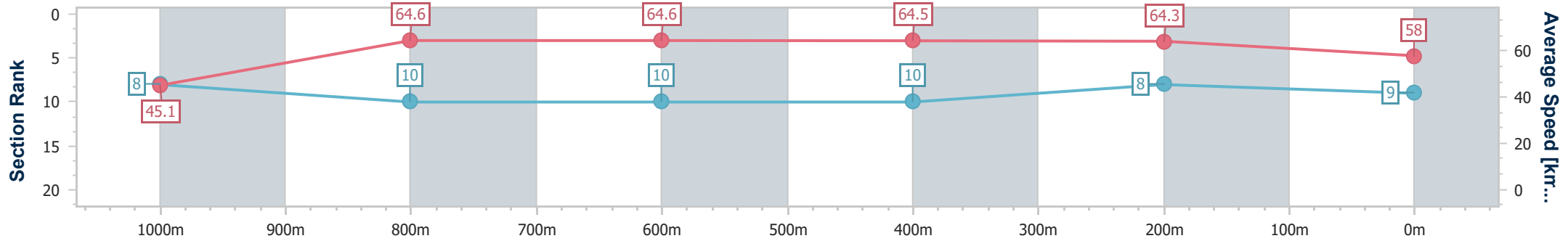
Mackay QLD Professional
Race 8: RACING AGAIN MONDAY 11TH MARCH QTIS Class 3
Plate - 1100m



23 February 2024 - 17:50

Track Rating: Good 4, Weather: Fine, Rail Position: True

Section	Overall	1000m	800m	600m	400m	200m
Section Times	1:05.47 [9] (0:07.97)	0:57.50 [8] (0:11.28)	0:46.22 [10] (0:11.18)	0:35.04 [10] (0:11.39)	0:23.65 [10] (0:11.26)	0:12.39 [8] (0:12.39)
Average Speed [km/h]	45.1	64.6	64.6	64.5	64.3	58.0
Top Speed [km/h]	62.5	65.4	65.3	65.2	65.1	63.6
Avg. Dist. to Rail [m]	10.9	4.1	1.0	2.5	3.4	4.6
Avg. Stride Freq. [Hz]	2.3	2.4	2.3	2.3	2.3	2.2
Avg. Stride Length [m]	5.3	7.6	7.8	7.7	7.7	7.2





Horse/Jockey Name	Microwave Jenny
Final Rank	10
Fastest Section Time (Section)	0:08.53 (Overall)
Top Speed [km/h] (Section)	66.6 (1000m)
Race State	Finished



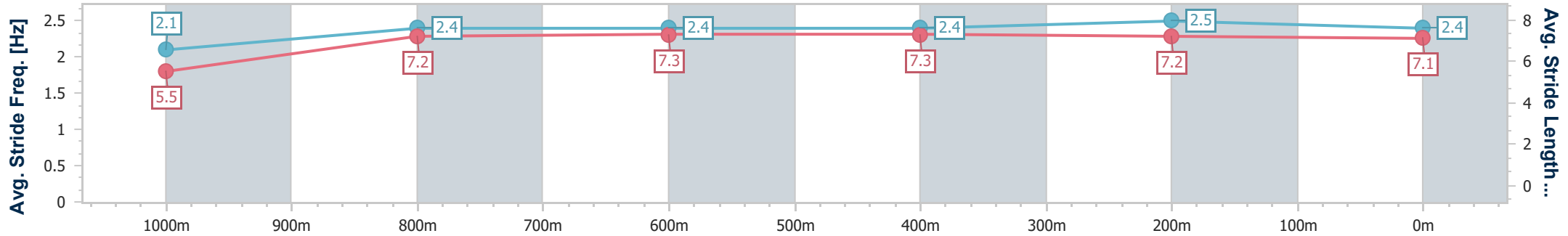
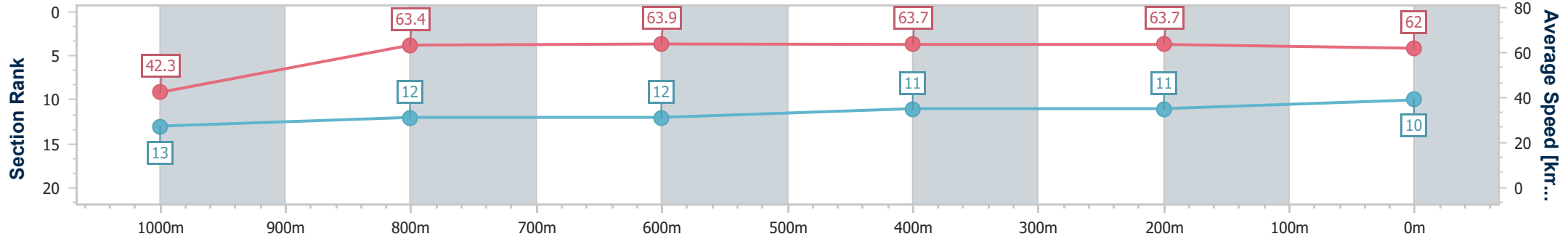
Mackay QLD Professional
Race 8: RACING AGAIN MONDAY 11TH MARCH QTIS Class 3
Plate - 1100m



23 February 2024 - 17:50

Track Rating: Good 4, Weather: Fine, Rail Position: True

Section	Overall	1000m	800m	600m	400m	200m
Section Times	1:05.54 [10] (0:08.53)	0:57.01 [13] (0:11.37)	0:45.64 [12] (0:11.31)	0:34.33 [12] (0:11.36)	0:22.97 [11] (0:11.31)	0:11.66 [11] (0:11.66)
Average Speed [km/h]	42.3	63.4	63.9	63.7	63.7	62.0
Top Speed [km/h]	59.3	66.6	66.6	64.9	64.8	65.3
Avg. Dist. to Rail [m]	10.9	1.4	0.4	1.2	2.7	4.6
Avg. Stride Freq. [Hz]	2.1	2.4	2.4	2.4	2.5	2.4
Avg. Stride Length [m]	5.5	7.2	7.3	7.3	7.2	7.1



- [] Ranking at each section and finish
- .-.- No data available at this section
- NA No data available



Horse/Jockey Name	Combat Mission
Final Rank	11
Fastest Section Time (Section)	0:07.88 (Overall)
Top Speed [km/h] (Section)	67.0 (1000m)
Race State	Finished



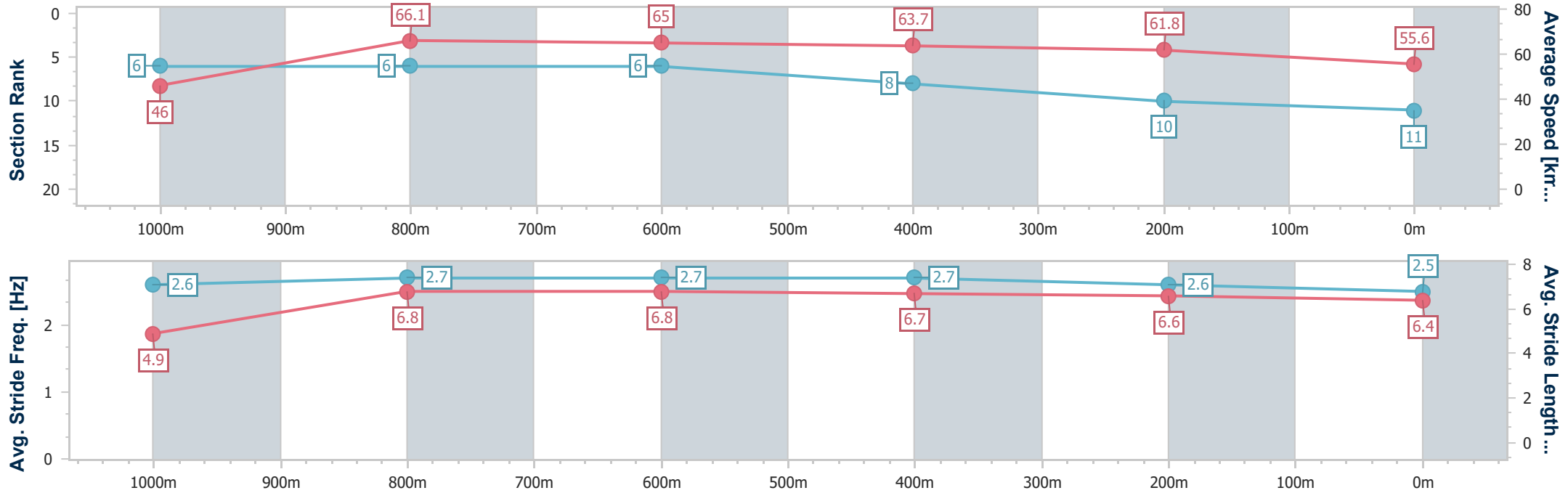
Mackay QLD Professional
Race 8: RACING AGAIN MONDAY 11TH MARCH QTIS Class 3
Plate - 1100m



23 February 2024 - 17:50

Track Rating: Good 4, Weather: Fine, Rail Position: True

Section	Overall	1000m	800m	600m	400m	200m
Section Times	1:06.06 [11] (0:07.88)	0:58.18 [6] (0:10.94)	0:47.24 [6] (0:11.11)	0:36.13 [6] (0:11.47)	0:24.66 [8] (0:11.71)	0:12.95 [10] (0:12.95)
Average Speed [km/h]	46.0	66.1	65.0	63.7	61.8	55.6
Top Speed [km/h]	62.9	67.0	66.2	64.5	63.1	59.9
Avg. Dist. to Rail [m]	6.9	1.8	1.3	1.9	3.6	5.7
Avg. Stride Freq. [Hz]	2.6	2.7	2.7	2.7	2.6	2.5
Avg. Stride Length [m]	4.9	6.8	6.8	6.7	6.6	6.4



- [] Ranking at each section and finish
- .-.- No data available at this section
- NA No data available



Horse/Jockey Name	Mishani Star
Final Rank	12
Fastest Section Time (Section)	0:08.34 (Overall)
Top Speed [km/h] (Section)	64.9 (1000m)
Race State	Finished



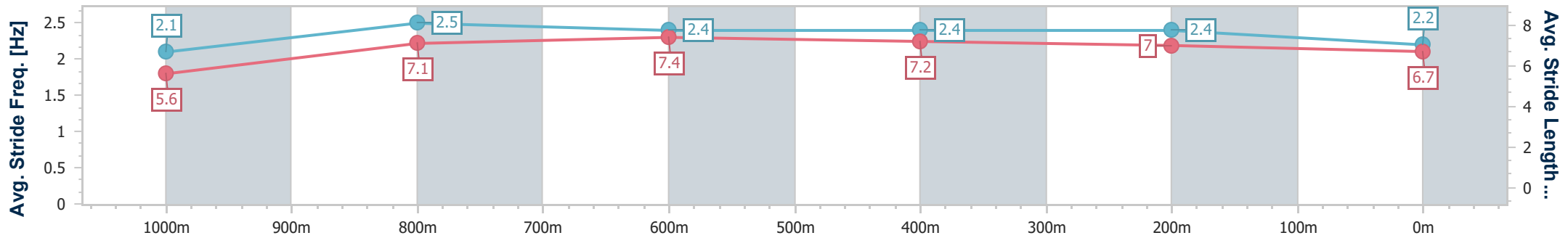
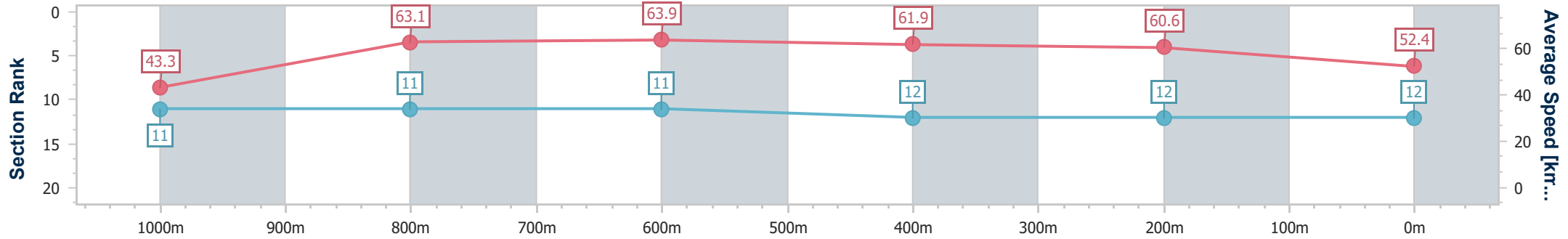
Mackay QLD Professional
Race 8: RACING AGAIN MONDAY 11TH MARCH QTIS Class 3
Plate - 1100m



23 February 2024 - 17:50

Track Rating: Good 4, Weather: Fine, Rail Position: True

Section	Overall	1000m	800m	600m	400m	200m
Section Times	1:08.31 [12] (0:08.34)	0:59.97 [11] (0:11.36)	0:48.61 [11] (0:11.32)	0:37.29 [11] (0:11.67)	0:25.62 [12] (0:11.85)	0:13.77 [12] (0:13.77)
Average Speed [km/h]	43.3	63.1	63.9	61.9	60.6	52.4
Top Speed [km/h]	59.3	64.9	64.7	62.8	62.1	59.8
Avg. Dist. to Rail [m]	1.4	0.4	0.5	0.6	1.3	2.7
Avg. Stride Freq. [Hz]	2.1	2.5	2.4	2.4	2.4	2.2
Avg. Stride Length [m]	5.6	7.1	7.4	7.2	7.0	6.7



- [] Ranking at each section and finish
- .-.- No data available at this section
- NA No data available



Horse/Jockey Name	Mishani Perfection
Final Rank	13
Fastest Section Time (Section)	0:08.48 (Overall)
Top Speed [km/h] (Section)	63.9 (1000m)
Race State	Finished



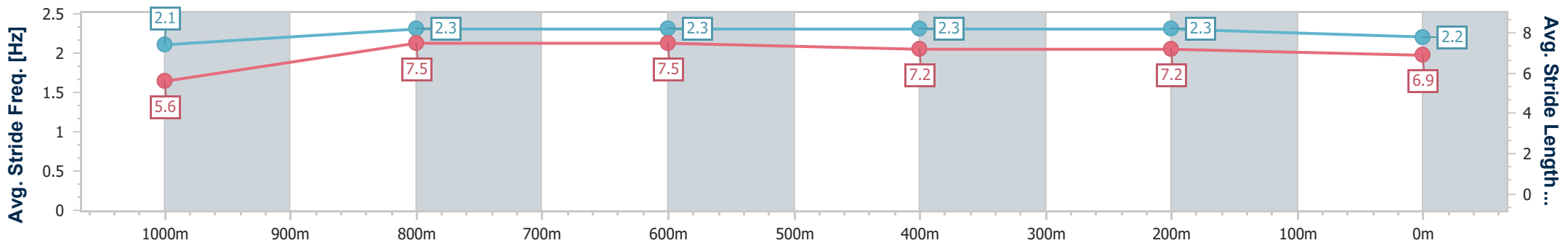
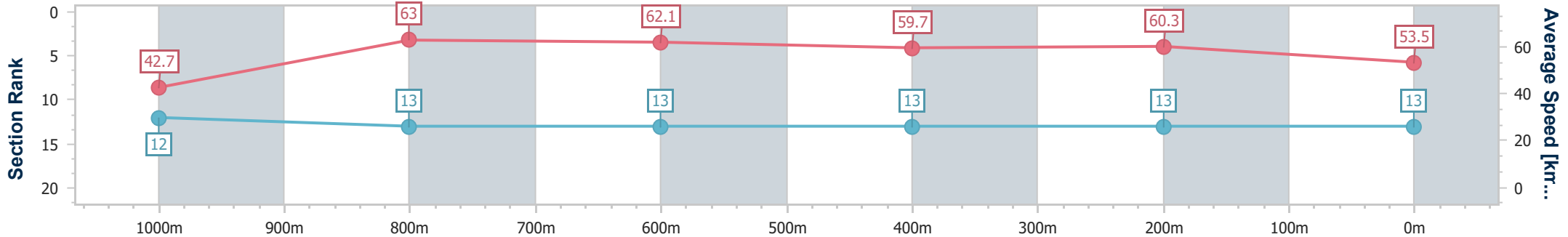
Mackay QLD Professional
Race 8: RACING AGAIN MONDAY 11TH MARCH QTIS Class 3
Plate - 1100m



23 February 2024 - 17:50

Track Rating: Good 4, Weather: Fine, Rail Position: True

Section	Overall	1000m	800m	600m	400m	200m
Section Times	1:09.01 [13] (0:08.48)	1:00.53 [12] (0:11.44)	0:49.09 [13] (0:11.58)	0:37.51 [13] (0:12.08)	0:25.43 [13] (0:11.94)	0:13.49 [13] (0:13.49)
Average Speed [km/h]	42.7	63.0	62.1	59.7	60.3	53.5
Top Speed [km/h]	59.6	63.9	63.3	60.7	61.4	59.5
Avg. Dist. to Rail [m]	2.3	0.5	0.4	0.7	1.0	1.4
Avg. Stride Freq. [Hz]	2.1	2.3	2.3	2.3	2.3	2.2
Avg. Stride Length [m]	5.6	7.5	7.5	7.2	7.2	6.9



- [] Ranking at each section and finish
- .-.- No data available at this section
- NA No data available