



Townsville QLD Professional

Race 1: LADBROKES MATES MODE Maiden Handicap - 1200m



27 February 2024 - 13:11

Track Rating: Soft 7, Weather: Overcast, Rail Position: +5.5m 1000m-W/Post, +2m Remainder

Section		Overall	1000m	800m	600m	400m	200m	Last 600m					
Field Times		1:11.54 (0:14.48)	0:57.06 (0:11.35)	0:45.71 (0:11.35)	0:34.36 (0:11.13)	0:23.23 (0:11.29)	0:11.94 (0:11.94)	0:34.36					
Rank	TAB Horse/Jockey	Barrier	Top Speed [km/h]	Fastest Section	Margin							Distance Travelled [m]	
1	4 ADMIRAL'S DAUGHTER Adam Sewell	4	66.6 600m	0:10.85 600m	1:11.54 [1] (0:14.50)	0:57.04 [3] (0:11.68)	0:45.36 [3] (0:11.37)	0:33.99 [4] (0:10.85)	0:23.14 [3] (0:11.23)	0:11.91 [2] (0:11.91)	1:11.54	0:33.99	
2	1 BURNS TO EMBRACE Jason Taylor	1	66.3 600m	0:10.89 600m	1:11.57 [2] (0:14.75)	0:56.82 [4] (0:11.50)	0:45.32 [4] (0:11.26)	0:34.06 [3] (0:10.89)	0:23.17 [2] (0:11.20)	0:11.97 [1] (0:11.97)	0.2L	0:34.06	-5
3	10 IMPERIUM Denicious Smith	10	65.6 600m	0:10.87 600m	1:11.86 [3] (0:14.88)	0:56.98 [6] (0:11.60)	0:45.38 [6] (0:11.34)	0:34.04 [7] (0:10.87)	0:23.17 [5] (0:11.22)	0:11.95 [4] (0:11.95)	1.87L	0:34.04	-6
4	7 TYCOON GRACE Tessa Townsend	7	65.0 1000m	0:11.13 600m	1:11.96 [4] (0:14.48)	0:57.48 [1] (0:11.35)	0:46.13 [1] (0:11.35)	0:34.78 [1] (0:11.13)	0:23.65 [1] (0:11.46)	0:12.19 [3] (0:12.19)	2.46L	0:34.78	-9
5	8 HUGHIE VUITTON Nathan Thomas	8	65.7 1000m	0:10.97 600m	1:12.73 [5] (0:15.30)	0:57.43 [8] (0:11.45)	0:45.98 [8] (0:11.33)	0:34.65 [8] (0:10.97)	0:23.68 [8] (0:11.44)	0:12.24 [5] (0:12.24)	7.01L	0:34.65	-3
6	9 FAIRYBOWER FLYER Beau-Dene Appo	9	65.4 600m	0:11.11 600m	1:12.90 [6] (0:14.79)	0:58.11 [5] (0:11.58)	0:46.53 [5] (0:11.31)	0:35.22 [5] (0:11.11)	0:24.11 [6] (0:11.78)	0:12.33 [6] (0:12.33)	7.99L	0:35.22	-3
7	2 BONS OF STEEL Ryan Wiggins	2	65.4 1000m	0:11.15 600m	1:13.65 [7] (0:15.20)	0:58.45 [7] (0:11.36)	0:47.09 [7] (0:11.24)	0:35.85 [6] (0:11.15)	0:24.70 [7] (0:11.71)	0:12.99 [7] (0:12.99)	12.41L	0:35.85	-2
8	6 MISS ORWELL Adam Spinks	6	65.8 800m	0:11.22 600m	1:14.31 [8] (0:14.49)	0:59.82 [2] (0:11.59)	0:48.23 [2] (0:11.27)	0:36.96 [2] (0:11.22)	0:25.74 [4] (0:12.28)	0:13.46 [8] (0:13.46)	16.27L	0:36.96	-2

Scratched: Heroic Heights (#3), Aolani (#5)

[] Ranking at each section and finish
 -:-:- No data available at this section
 NA No data available

SCN Saddle cloth number
 DNF Did not finish
 DNT Did not track



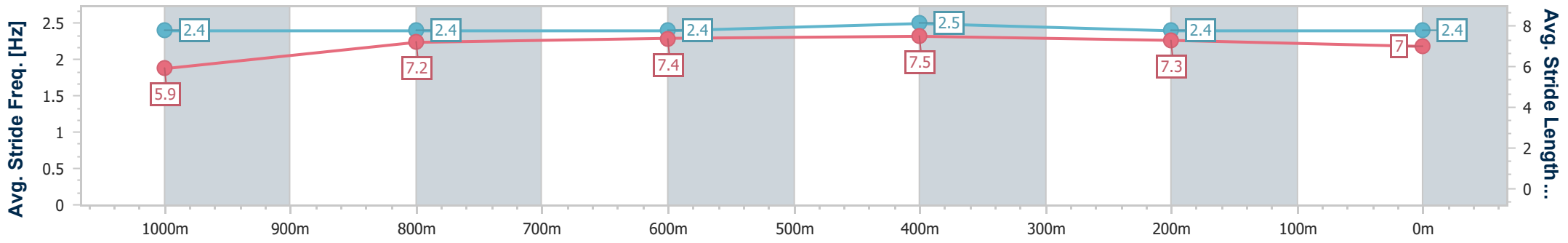
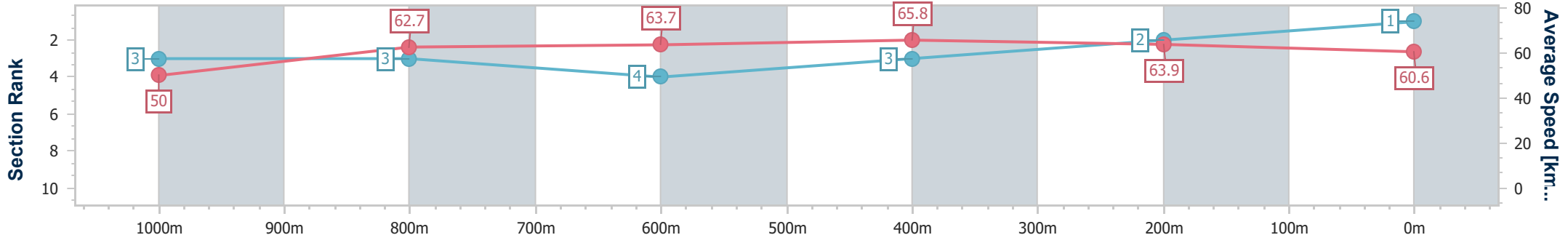
Horse/Jockey Name	Admiral's Daughter
Final Rank	1
Fastest Section Time (Section)	0:10.85 (600m)
Top Speed [km/h] (Section)	66.6 (600m)
Race State	Finished



Townsville QLD Professional
 Race 1: LADBROKES MATES MODE Maiden Handicap - 1200m
 27 February 2024 - 13:11
 Track Rating: Soft 7, Weather: Overcast, Rail Position: +5.5m
 1000m-W/Post, +2m Remainder



Section	Overall	1000m	800m	600m	400m	200m
Section Times	1:11.54 [1] (0:14.50)	0:57.04 [3] (0:11.68)	0:45.36 [3] (0:11.37)	0:33.99 [4] (0:10.85)	0:23.14 [3] (0:11.23)	0:11.91 [2] (0:11.91)
Average Speed [km/h]	50.0	62.7	63.7	65.8	63.9	60.6
Top Speed [km/h]	65.5	65.0	64.9	66.6	65.0	64.1
Avg. Dist. to Rail [m]	6.2	4.1	1.2	1.4	0.7	1.3
Avg. Stride Freq. [Hz]	2.4	2.4	2.4	2.5	2.4	2.4
Avg. Stride Length [m]	5.9	7.2	7.4	7.5	7.3	7.0



- [] Ranking at each section and finish
- .-.- No data available at this section
- NA No data available



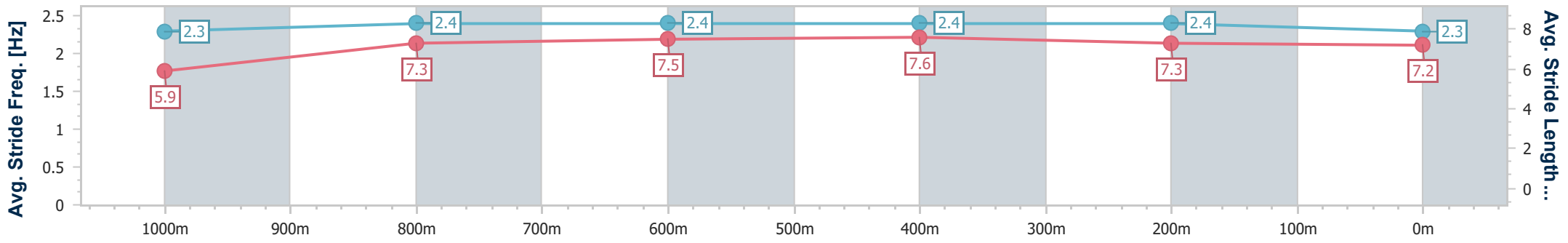
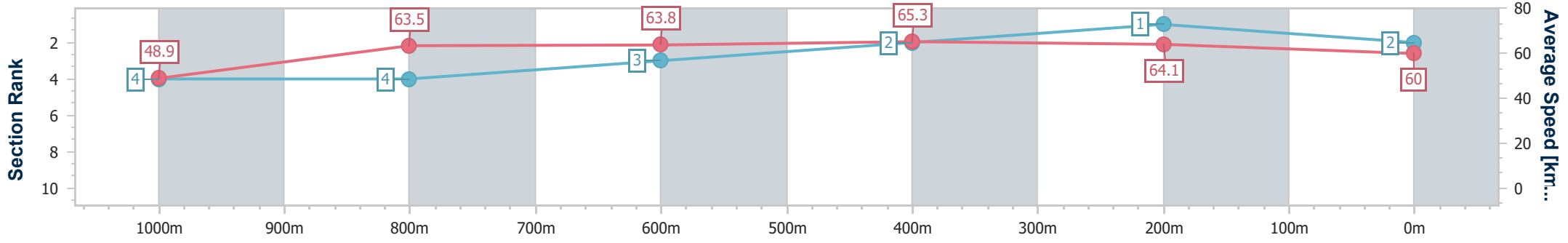
Horse/Jockey Name	Burns To Embrace
Final Rank	2
Fastest Section Time (Section)	0:10.89 (600m)
Top Speed [km/h] (Section)	66.3 (600m)
Race State	Finished



Townsville QLD Professional
 Race 1: LADBROKES MATES MODE Maiden Handicap - 1200m
 27 February 2024 - 13:11
 Track Rating: Soft 7, Weather: Overcast, Rail Position: +5.5m
 1000m-W/Post, +2m Remainder



Section	Overall	1000m	800m	600m	400m	200m
Section Times	1:11.57 [2] (0:14.75)	0:56.82 [4] (0:11.50)	0:45.32 [4] (0:11.26)	0:34.06 [3] (0:10.89)	0:23.17 [2] (0:11.20)	0:11.97 [1] (0:11.97)
Average Speed [km/h]	48.9	63.5	63.8	65.3	64.1	60.0
Top Speed [km/h]	61.4	64.7	65.6	66.3	64.6	63.2
Avg. Dist. to Rail [m]	4.5	2.7	1.3	2.5	1.3	0.8
Avg. Stride Freq. [Hz]	2.3	2.4	2.4	2.4	2.4	2.3
Avg. Stride Length [m]	5.9	7.3	7.5	7.6	7.3	7.2



- [] Ranking at each section and finish
- .-.- No data available at this section
- NA No data available



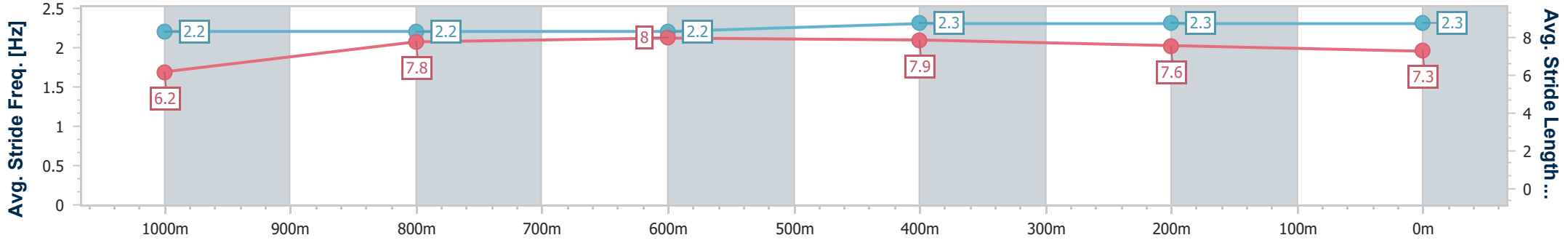
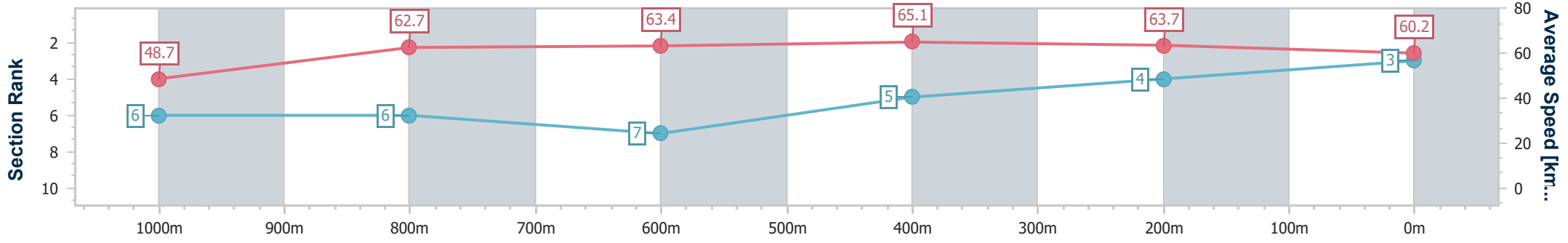
Horse/Jockey Name	Imperium
Final Rank	3
Fastest Section Time (Section)	0:10.87 (600m)
Top Speed [km/h] (Section)	65.6 (600m)
Race State	Finished



Townsville QLD Professional
 Race 1: LADBROKES MATES MODE Maiden Handicap - 1200m
 27 February 2024 - 13:11
 Track Rating: Soft 7, Weather: Overcast, Rail Position: +5.5m
 1000m-W/Post, +2m Remainder



Section	Overall	1000m	800m	600m	400m	200m
Section Times	1:11.86 [3] (0:14.88)	0:56.98 [6] (0:11.60)	0:45.38 [6] (0:11.34)	0:34.04 [7] (0:10.87)	0:23.17 [5] (0:11.22)	0:11.95 [4] (0:11.95)
Average Speed [km/h]	48.7	62.7	63.4	65.1	63.7	60.2
Top Speed [km/h]	62.3	64.8	65.1	65.6	64.6	63.3
Avg. Dist. to Rail [m]	3.8	2.3	1.3	3.6	2.3	2.0
Avg. Stride Freq. [Hz]	2.2	2.2	2.2	2.3	2.3	2.3
Avg. Stride Length [m]	6.2	7.8	8.0	7.9	7.6	7.3



- [] Ranking at each section and finish
- .-.- No data available at this section
- NA No data available



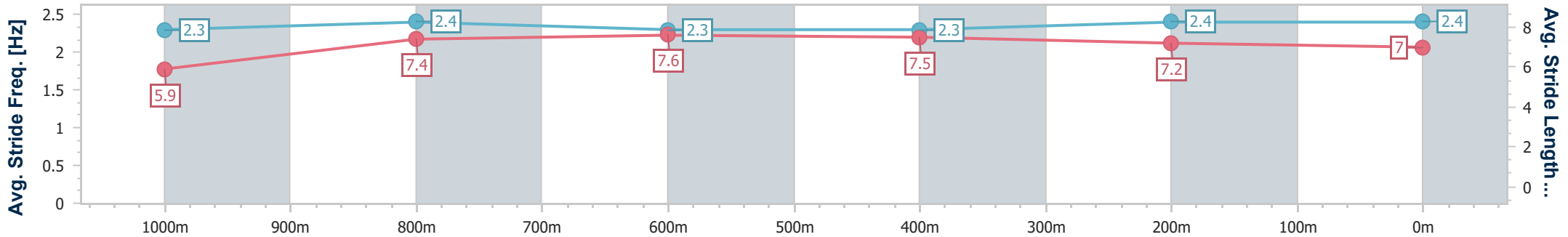
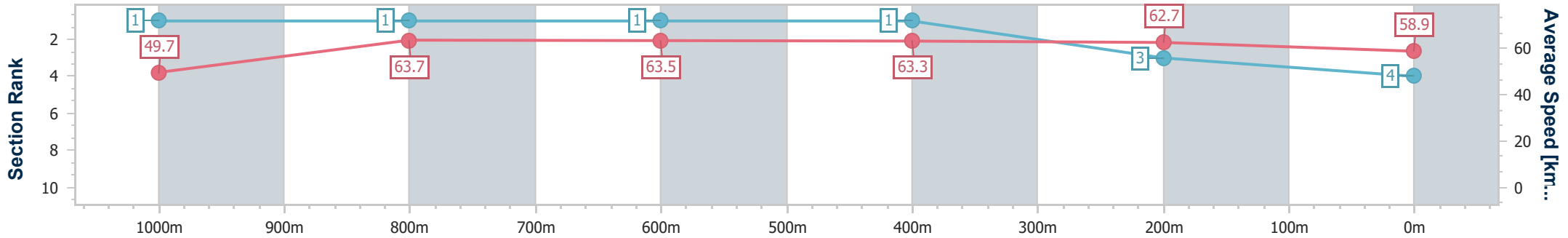
Horse/Jockey Name	Tycoon Grace
Final Rank	4
Fastest Section Time (Section)	0:11.13 (600m)
Top Speed [km/h] (Section)	65.0 (1000m)
Race State	Finished



Townsville QLD Professional
 Race 1: LADBROKES MATES MODE Maiden Handicap - 1200m
 27 February 2024 - 13:11
 Track Rating: Soft 7, Weather: Overcast, Rail Position: +5.5m
 1000m-W/Post, +2m Remainder



Section	Overall	1000m	800m	600m	400m	200m
Section Times	1:11.96 [4] (0:14.48)	0:57.48 [1] (0:11.35)	0:46.13 [1] (0:11.35)	0:34.78 [1] (0:11.13)	0:23.65 [1] (0:11.46)	0:12.19 [3] (0:12.19)
Average Speed [km/h]	49.7	63.7	63.5	63.3	62.7	58.9
Top Speed [km/h]	63.4	65.0	64.3	64.8	63.7	61.7
Avg. Dist. to Rail [m]	4.3	1.2	1.3	3.4	1.9	0.6
Avg. Stride Freq. [Hz]	2.3	2.4	2.3	2.3	2.4	2.4
Avg. Stride Length [m]	5.9	7.4	7.6	7.5	7.2	7.0



- [] Ranking at each section and finish
- .-.- No data available at this section
- NA No data available



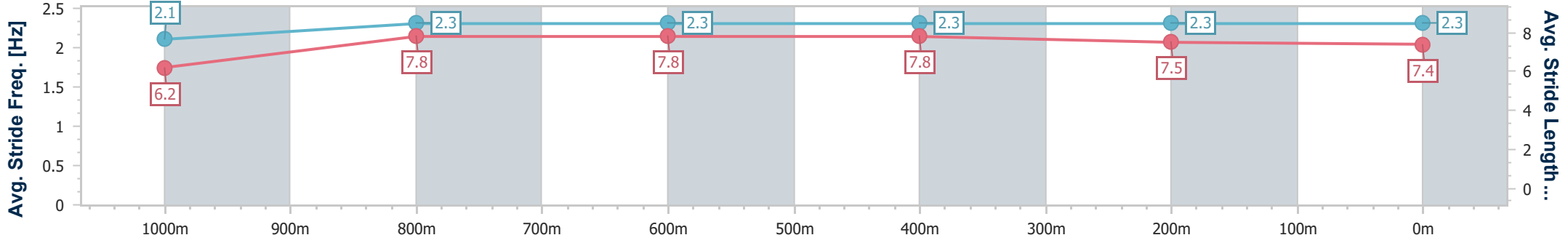
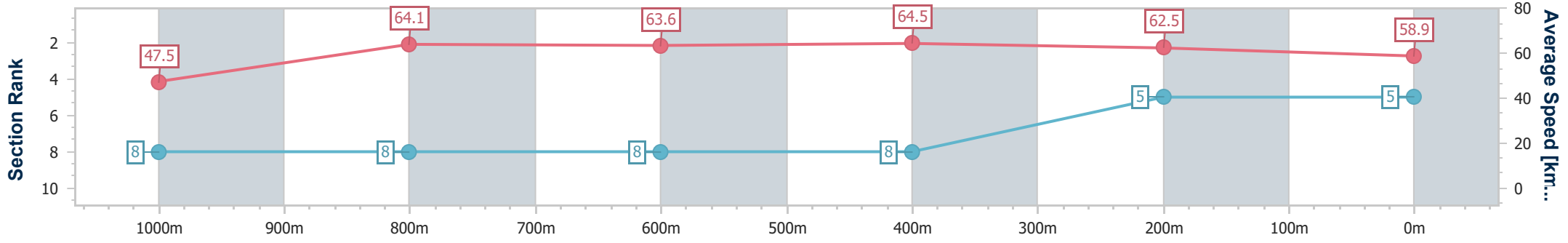
Horse/Jockey Name	Hughie Vuitton
Final Rank	5
Fastest Section Time (Section)	0:10.97 (600m)
Top Speed [km/h] (Section)	65.7 (1000m)
Race State	Finished



Townsville QLD Professional
 Race 1: LADBROKES MATES MODE Maiden Handicap - 1200m
 27 February 2024 - 13:11
 Track Rating: Soft 7, Weather: Overcast, Rail Position: +5.5m
 1000m-W/Post, +2m Remainder



Section	Overall	1000m	800m	600m	400m	200m
Section Times	1:12.73 [5] (0:15.30)	0:57.43 [8] (0:11.45)	0:45.98 [8] (0:11.33)	0:34.65 [8] (0:10.97)	0:23.68 [8] (0:11.44)	0:12.24 [5] (0:12.24)
Average Speed [km/h]	47.5	64.1	63.6	64.5	62.5	58.9
Top Speed [km/h]	61.7	65.7	65.5	65.6	64.5	60.7
Avg. Dist. to Rail [m]	6.3	4.1	1.1	3.1	2.6	1.0
Avg. Stride Freq. [Hz]	2.1	2.3	2.3	2.3	2.3	2.3
Avg. Stride Length [m]	6.2	7.8	7.8	7.8	7.5	7.4



- [] Ranking at each section and finish
- .-.- No data available at this section
- NA No data available



Horse/Jockey Name	Fairybower Flyer
Final Rank	6
Fastest Section Time (Section)	0:11.11 (600m)
Top Speed [km/h] (Section)	65.4 (600m)
Race State	Finished



Townsville QLD Professional

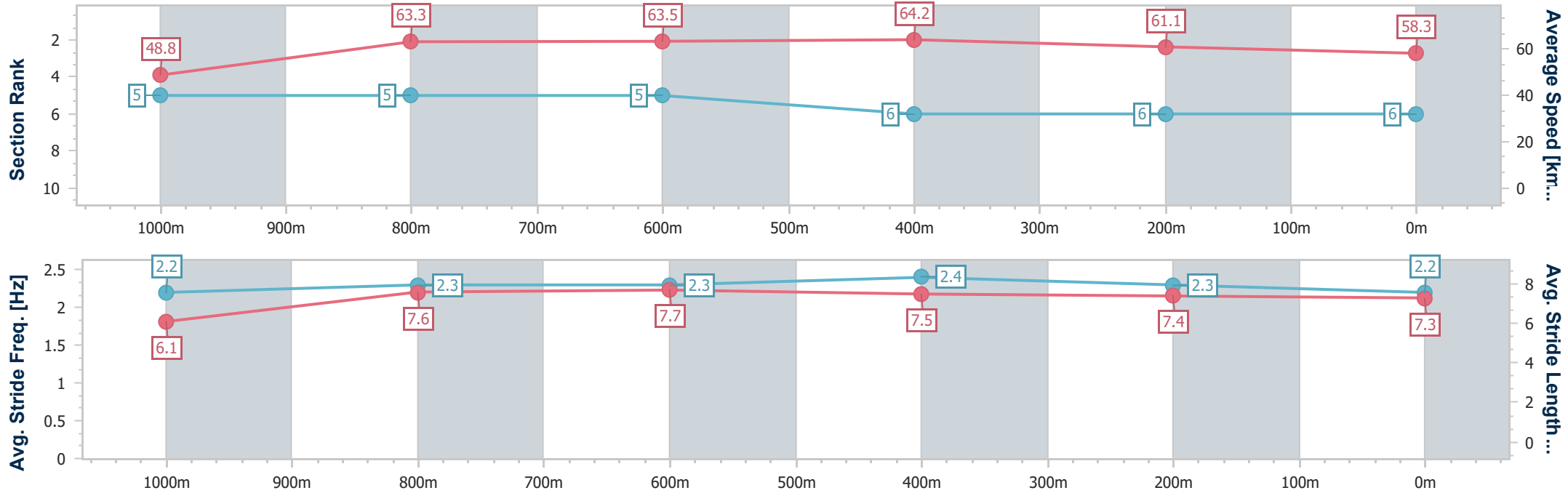
Race 1: LADBROKES MATES MODE Maiden Handicap - 1200m

27 February 2024 - 13:11

Track Rating: Soft 7, Weather: Overcast, Rail Position: +5.5m
1000m-W/Post, +2m Remainder



Section	Overall	1000m	800m	600m	400m	200m
Section Times	1:12.90 [6] (0:14.79)	0:58.11 [5] (0:11.58)	0:46.53 [5] (0:11.31)	0:35.22 [5] (0:11.11)	0:24.11 [6] (0:11.78)	0:12.33 [6] (0:12.33)
Average Speed [km/h]	48.8	63.3	63.5	64.2	61.1	58.3
Top Speed [km/h]	63.0	64.7	64.8	65.4	62.8	60.8
Avg. Dist. to Rail [m]	7.5	2.9	1.3	2.2	0.9	2.3
Avg. Stride Freq. [Hz]	2.2	2.3	2.3	2.4	2.3	2.2
Avg. Stride Length [m]	6.1	7.6	7.7	7.5	7.4	7.3



- [] Ranking at each section and finish
- .-.- No data available at this section
- NA No data available



Horse/Jockey Name	Bons Of Steel
Final Rank	7
Fastest Section Time (Section)	0:11.15 (600m)
Top Speed [km/h] (Section)	65.4 (1000m)
Race State	Finished



Townsville QLD Professional

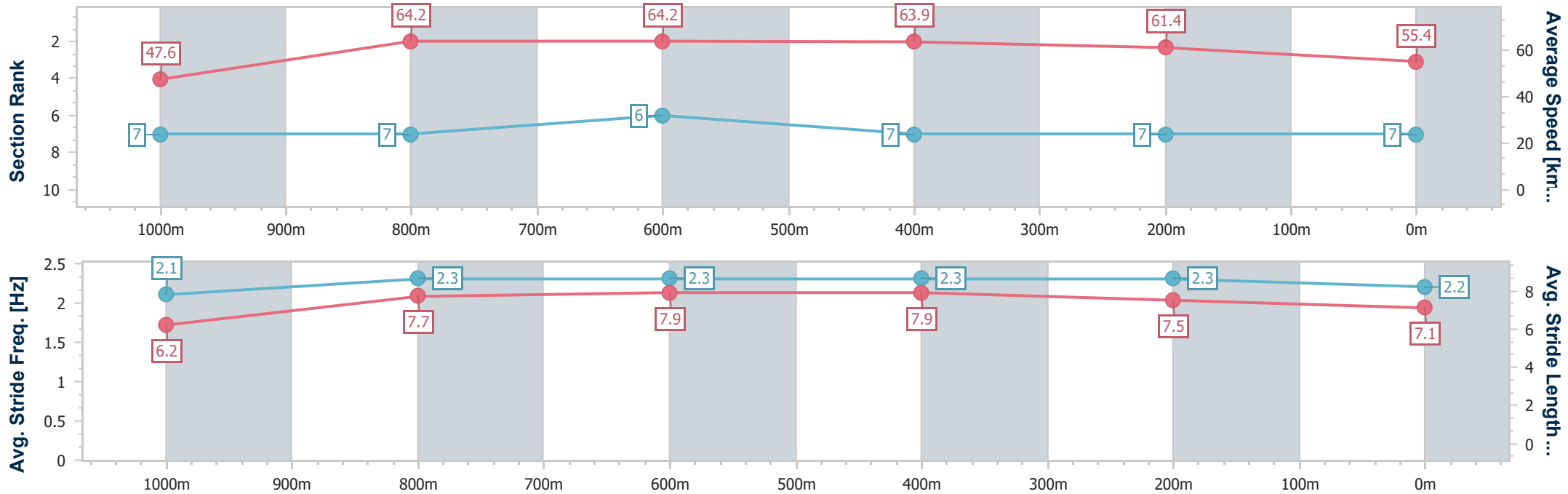
Race 1: LADBROKES MATES MODE Maiden Handicap - 1200m

27 February 2024 - 13:11

Track Rating: Soft 7, Weather: Overcast, Rail Position: +5.5m
1000m-W/Post, +2m Remainder



Section	Overall	1000m	800m	600m	400m	200m
Section Times	1:13.65 [7] (0:15.20)	0:58.45 [7] (0:11.36)	0:47.09 [7] (0:11.24)	0:35.85 [6] (0:11.15)	0:24.70 [7] (0:11.71)	0:12.99 [7] (0:12.99)
Average Speed [km/h]	47.6	64.2	64.2	63.9	61.4	55.4
Top Speed [km/h]	62.7	65.4	64.9	64.7	62.7	59.3
Avg. Dist. to Rail [m]	5.5	3.2	1.2	1.8	1.2	1.0
Avg. Stride Freq. [Hz]	2.1	2.3	2.3	2.3	2.3	2.2
Avg. Stride Length [m]	6.2	7.7	7.9	7.9	7.5	7.1



- [] Ranking at each section and finish
- .-.- No data available at this section
- NA No data available



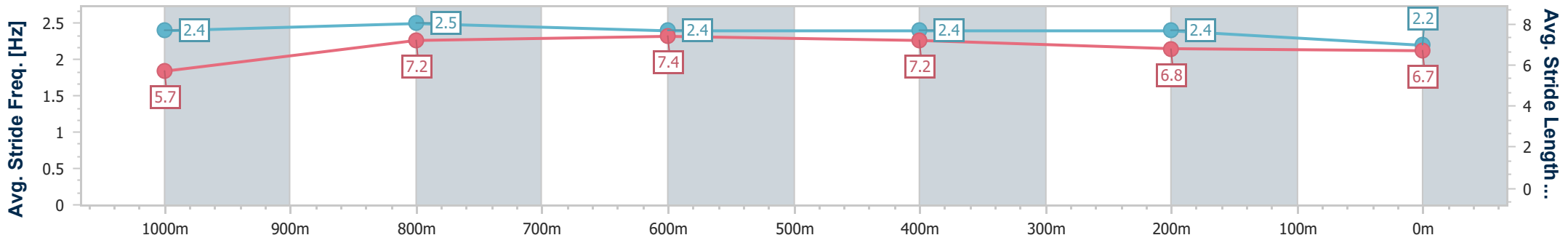
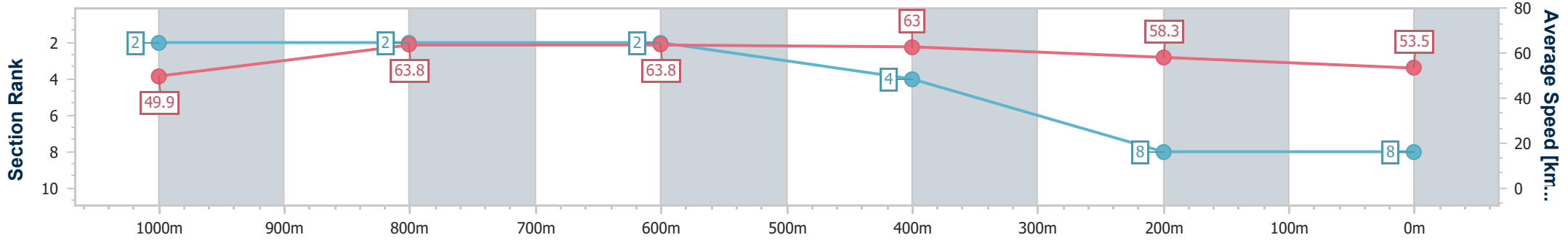
Horse/Jockey Name	Miss Orwell
Final Rank	8
Fastest Section Time (Section)	0:11.22 (600m)
Top Speed [km/h] (Section)	65.8 (800m)
Race State	Finished



Townsville QLD Professional
 Race 1: LADBROKES MATES MODE Maiden Handicap - 1200m
 27 February 2024 - 13:11
 Track Rating: Soft 7, Weather: Overcast, Rail Position: +5.5m
 1000m-W/Post, +2m Remainder



Section	Overall	1000m	800m	600m	400m	200m
Section Times	1:14.31 [8] (0:14.49)	0:59.82 [2] (0:11.59)	0:48.23 [2] (0:11.27)	0:36.96 [2] (0:11.22)	0:25.74 [4] (0:12.28)	0:13.46 [8] (0:13.46)
Average Speed [km/h]	49.9	63.8	63.8	63.0	58.3	53.5
Top Speed [km/h]	65.5	65.5	65.8	65.7	60.4	56.2
Avg. Dist. to Rail [m]	9.7	5.1	1.5	4.2	1.0	2.3
Avg. Stride Freq. [Hz]	2.4	2.5	2.4	2.4	2.4	2.2
Avg. Stride Length [m]	5.7	7.2	7.4	7.2	6.8	6.7



- [] Ranking at each section and finish
- .-.- No data available at this section
- NA No data available



Townsville QLD Professional

Race 2: HYGAIN QTIS Two-Year-Old Maiden Handicap - 1000m



27 February 2024 - 13:46

Track Rating: Soft 7, Weather: Overcast, Rail Position: +5.5m 1000m-W/Post, +2m Remainder

Section										Last 600m			
Field Times		Overall	800m	600m	400m	200m			0:00.00				
		(0:13.18)	(0:10.03)	(0:10.60)	(0:11.34)	(0:12.43)							
Rank	TAB	Horse/Jockey	Barrier	Top Speed [km/h]	Fastest Section				Margin	Margin		Distance Travelled [m]	
1	9	SILVER GLITTER	9	73.0	0:10.03	0:57.58 [1]	0:44.40 [1]	0:34.37 [1]	0:23.75 [2]	0:12.43 [1]	0:57.58	0:34.37	
		Gabrielle Semmens		800m	800m	(0:13.18)	(0:10.03)	(0:10.62)	(0:11.32)	(0:12.43)			
2	13	COSMIC ATOM	13	71.6	0:10.29	0:58.02 [2]	0:44.65 [3]	0:34.36 [3]	0:23.76 [3]	0:12.29 [3]	2.55L	0:34.36	-1
		Nathan Thomas		800m	800m	(0:13.37)	(0:10.29)	(0:10.60)	(0:11.47)	(0:12.29)			
3	6	MAGIC INTENT	6	75.1	0:09.94	0:58.18 [3]	0:44.88 [2]	0:34.94 [2]	0:24.37 [1]	0:12.85 [2]	3.53L	0:34.94	-7
		Amanda Thomson		800m	800m	(0:13.30)	(0:09.94)	(0:10.57)	(0:11.52)	(0:12.85)			
4	4	TEDDY BEE BEAR	4	73.0	0:10.18	0:58.27 [4]	0:44.61 [5]	0:34.43 [4]	0:23.68 [4]	0:12.33 [4]	4.02L	0:34.43	+1
		Adam Sewell		800m	800m	(0:13.66)	(0:10.18)	(0:10.75)	(0:11.35)	(0:12.33)			
5	2	MR GRUMBLER	2	70.9	0:10.53	0:58.29 [5]	0:44.14 [10]	0:33.61 [10]	0:22.92 [8]	0:11.69 [6]	4.14L	0:33.61	+2
		Tessa Townsend		800m	800m	(0:14.15)	(0:10.53)	(0:10.69)	(0:11.23)	(0:11.69)			
6	7	BETTER SHOW	7	75.1	0:10.08	0:58.40 [6]	0:44.42 [8]	0:34.34 [6]	0:23.56 [5]	0:12.09 [5]	4.8L	0:34.34	+6
		Jason Taylor		800m	800m	(0:13.98)	(0:10.08)	(0:10.78)	(0:11.47)	(0:12.09)			
7	10	WHENHARRY METELSIE	10	Data was not able to be tracked for this horse		----	----	----	----	----	5.62L	----	----
		Ryan Wiggins											
8	14	SEWN UP	14	Data was not able to be tracked for this horse		----	----	----	----	----	8.35L	----	----
		Default Jockey											
9	12	OUR SECRET AFFAIR	12	71.0	0:10.64	0:59.35 [9]	0:45.40 [7]	0:34.76 [8]	0:23.90 [10]	0:12.34 [7]	10.38L	0:34.76	+6
		Scott Sheargold		800m	800m	(0:13.95)	(0:10.64)	(0:10.86)	(0:11.56)	(0:12.34)			
10	8	NOVEMBER FOAL	8	72.0	0:10.37	0:59.54 [10]	0:45.63 [6]	0:35.26 [7]	0:24.25 [7]	0:12.53 [8]	11.51L	0:35.26	-2
		Beau-Dene Appo		800m	800m	(0:13.91)	(0:10.37)	(0:11.01)	(0:11.72)	(0:12.53)			

Scratched: Forgetaboutit (#1), Ouster Order (#3)

[] Ranking at each section and finish
 ---- No data available at this section
 NA No data available
 SCN Saddle cloth number
 DNF Did not finish
 DNT Did not track



Townsville QLD Professional

Race 2: HYGAIN QTIS Two-Year-Old Maiden Handicap - 1000m

27 February 2024 - 13:46



Track Rating: Soft 7, Weather: Overcast, Rail Position: +5.5m 1000m-W/Post, +2m Remainder

Section	Overall	800m	600m	400m	200m	Last 600m
Field Times	0:57.58 (0:13.18)	0:44.40 (0:10.03)	0:34.37 (0:10.60)	0:23.77 (0:11.34)	0:12.43 (0:12.43)	0:00.00

Rank	TAB	Horse/Jockey	Barrier	Top Speed [km/h]	Fastest Section	Margin	Distance Travelled [m]
11	11	WORTHY PRINCESS Rebecca Wilson	11	72.1 800m	0:10.64 800m 0:59.73 [11] (0:13.98)	12.64L	-1
12	5	THE GENERAL TALKS Graham Kliese	5	72.1 800m	0:10.32 800m 1:00.06 [12] (0:13.66)	14.55L	+4

Scratched: Forgetaboutit (#1), Ouster Order (#3)

[] Ranking at each section and finish
 -:-:-:- No data available at this section
 NA No data available

SCN Saddle cloth number
 DNF Did not finish
 DNT Did not track



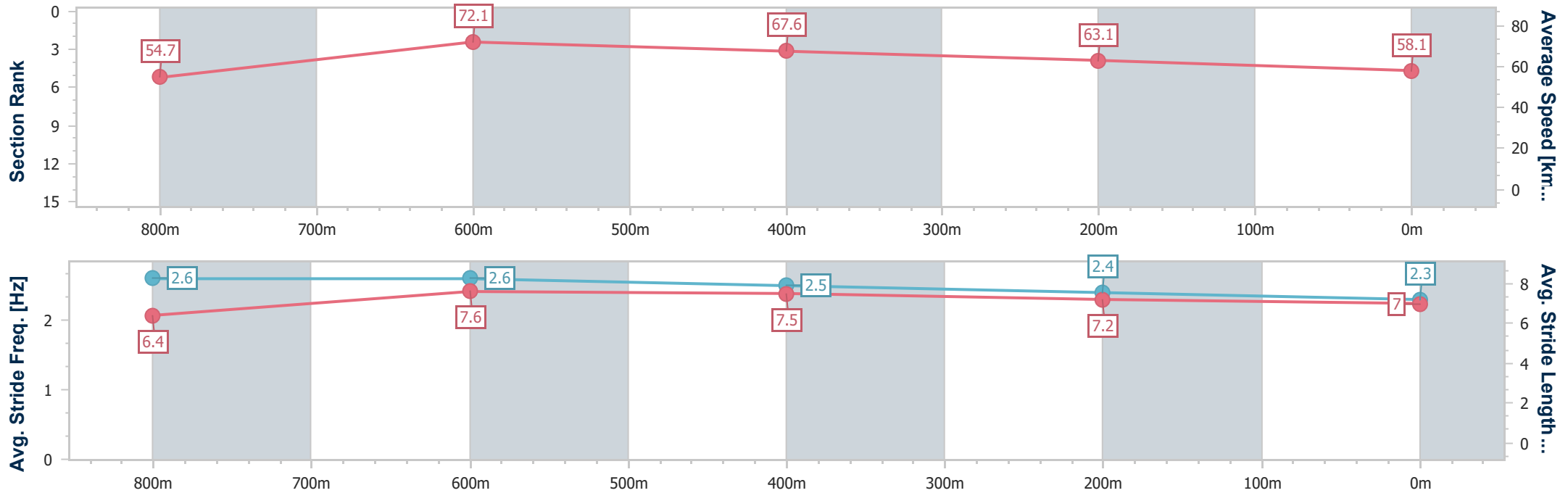
Horse/Jockey Name	Silver Glitter
Final Rank	1
Fastest Section Time (Section)	0:10.03 (800m)
Top Speed [km/h] (Section)	73.0 (800m)
Race State	Finished



Townsville QLD Professional
 Race 2: HYGAIN QTIS Two-Year-Old Maiden Handicap - 1000m
 27 February 2024 - 13:46
 Track Rating: Soft 7, Weather: Overcast, Rail Position: +5.5m
 1000m-W/Post, +2m Remainder



Section	Overall	800m	600m	400m	200m
Section Times	0:57.58 [1] (0:13.18)	0:44.40 [1] (0:10.03)	0:34.37 [1] (0:10.62)	0:23.75 [2] (0:11.32)	0:12.43 [1] (0:12.43)
Average Speed [km/h]	54.7	72.1	67.6	63.1	58.1
Top Speed [km/h]	72.6	73.0	71.3	64.5	60.4
Avg. Dist. to Rail [m]	7.5	2.3	1.3	1.5	0.4
Avg. Stride Freq. [Hz]	2.6	2.6	2.5	2.4	2.3
Avg. Stride Length [m]	6.4	7.6	7.5	7.2	7.0



- [] Ranking at each section and finish
- .-.- No data available at this section
- NA No data available



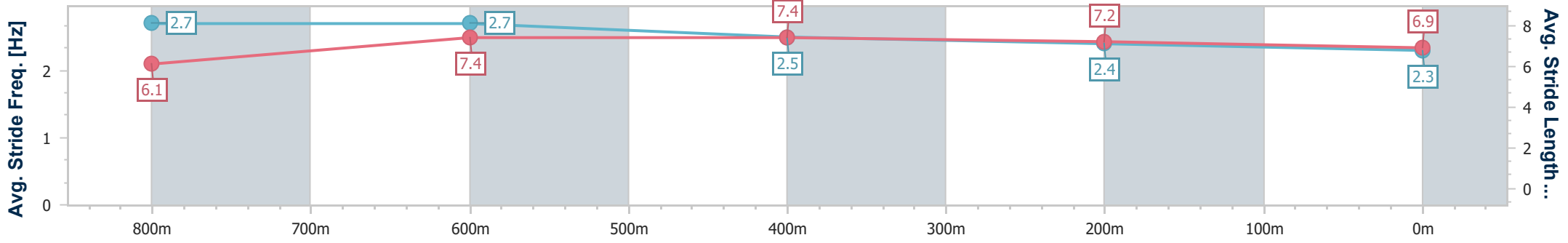
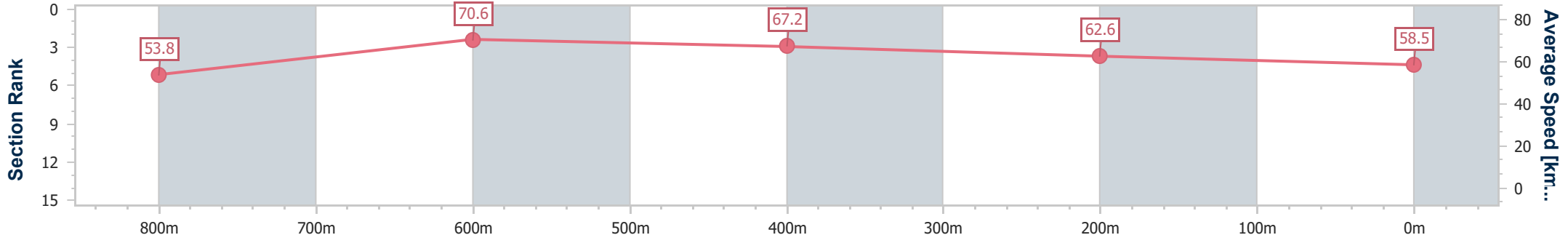
Horse/Jockey Name	Cosmic Atom
Final Rank	2
Fastest Section Time (Section)	0:10.29 (800m)
Top Speed [km/h] (Section)	71.6 (800m)
Race State	Finished



Townsville QLD Professional
 Race 2: HYGAIN QTIS Two-Year-Old Maiden Handicap - 1000m
 27 February 2024 - 13:46
 Track Rating: Soft 7, Weather: Overcast, Rail Position: +5.5m
 1000m-W/Post, +2m Remainder



Section	Overall	800m	600m	400m	200m
Section Times	0:58.02 [2] (0:13.37)	0:44.65 [3] (0:10.29)	0:34.36 [3] (0:10.60)	0:23.76 [3] (0:11.47)	0:12.29 [3] (0:12.29)
Average Speed [km/h]	53.8	70.6	67.2	62.6	58.5
Top Speed [km/h]	71.6	71.6	70.6	64.6	60.8
Avg. Dist. to Rail [m]	7.1	2.0	1.6	1.4	1.1
Avg. Stride Freq. [Hz]	2.7	2.7	2.5	2.4	2.3
Avg. Stride Length [m]	6.1	7.4	7.4	7.2	6.9



- [] Ranking at each section and finish
- .-.- No data available at this section
- NA No data available



Horse/Jockey Name	Magic Intent
Final Rank	3
Fastest Section Time (Section)	0:09.94 (800m)
Top Speed [km/h] (Section)	75.1 (800m)
Race State	Finished



Townsville QLD Professional

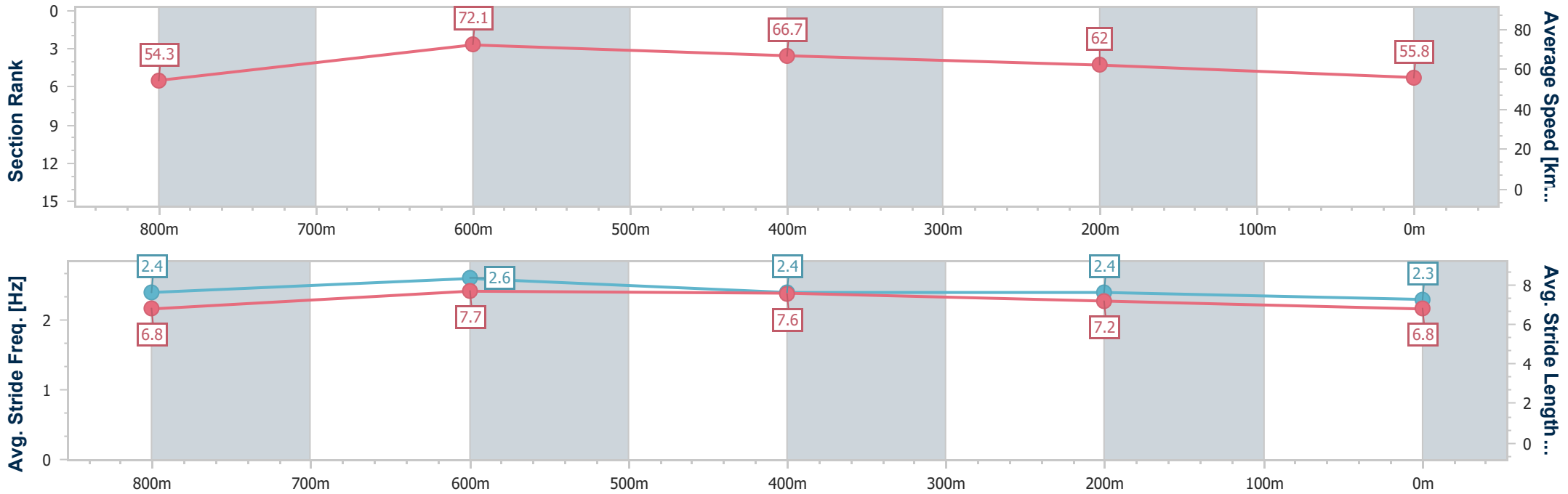
Race 2: HYGAIN QTIS Two-Year-Old Maiden Handicap - 1000m

27 February 2024 - 13:46

Track Rating: Soft 7, Weather: Overcast, Rail Position: +5.5m
1000m-W/Post, +2m Remainder



Section	Overall	800m	600m	400m	200m
Section Times	0:58.18 [3] (0:13.30)	0:44.88 [2] (0:09.94)	0:34.94 [2] (0:10.57)	0:24.37 [1] (0:11.52)	0:12.85 [2] (0:12.85)
Average Speed [km/h]	54.3	72.1	66.7	62.0	55.8
Top Speed [km/h]	75.0	75.1	69.0	65.6	59.3
Avg. Dist. to Rail [m]	3.3	1.5	4.4	3.8	1.4
Avg. Stride Freq. [Hz]	2.4	2.6	2.4	2.4	2.3
Avg. Stride Length [m]	6.8	7.7	7.6	7.2	6.8



- [] Ranking at each section and finish
- .-.- No data available at this section
- NA No data available



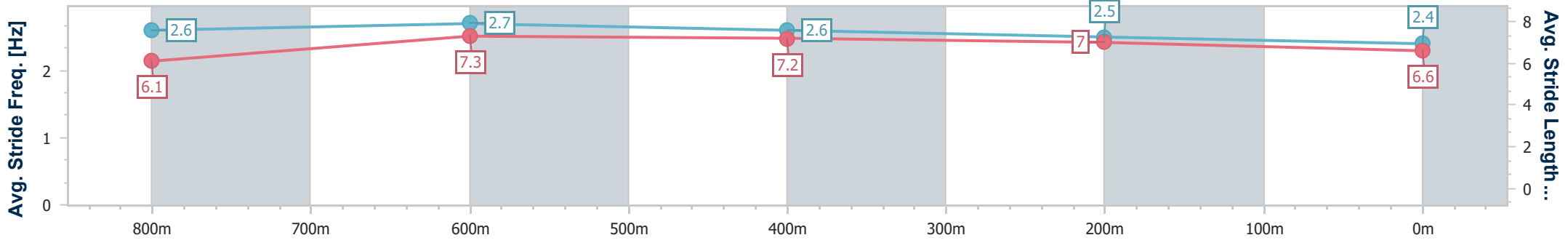
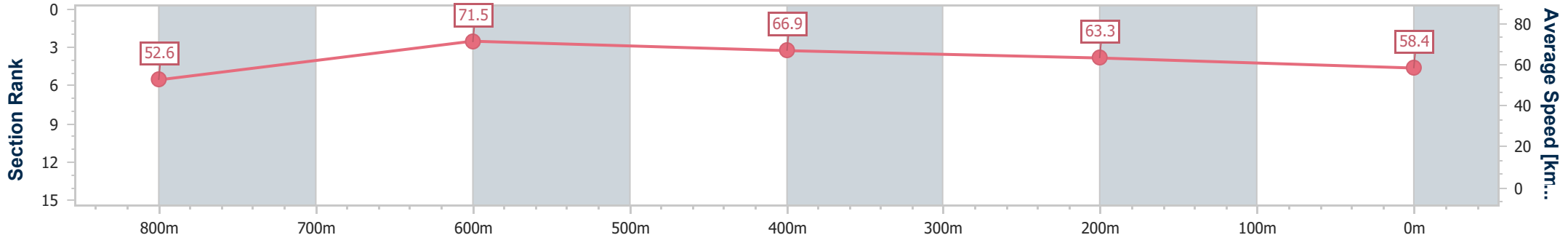
Horse/Jockey Name	Teddy Bee Bear
Final Rank	4
Fastest Section Time (Section)	0:10.18 (800m)
Top Speed [km/h] (Section)	73.0 (800m)
Race State	Finished



Townsville QLD Professional
 Race 2: HYGAIN QTIS Two-Year-Old Maiden Handicap - 1000m
 27 February 2024 - 13:46
 Track Rating: Soft 7, Weather: Overcast, Rail Position: +5.5m
 1000m-W/Post, +2m Remainder



Section	Overall	800m	600m	400m	200m
Section Times	0:58.27 [4] (0:13.66)	0:44.61 [5] (0:10.18)	0:34.43 [4] (0:10.75)	0:23.68 [4] (0:11.35)	0:12.33 [4] (0:12.33)
Average Speed [km/h]	52.6	71.5	66.9	63.3	58.4
Top Speed [km/h]	71.3	73.0	69.4	64.8	62.1
Avg. Dist. to Rail [m]	8.1	3.3	0.9	1.4	4.9
Avg. Stride Freq. [Hz]	2.6	2.7	2.6	2.5	2.4
Avg. Stride Length [m]	6.1	7.3	7.2	7.0	6.6



- [] Ranking at each section and finish
- .-.- No data available at this section
- NA No data available



Horse/Jockey Name	Mr Grumbler
Final Rank	5
Fastest Section Time (Section)	0:10.53 (800m)
Top Speed [km/h] (Section)	70.9 (800m)
Race State	Finished



Townsville QLD Professional

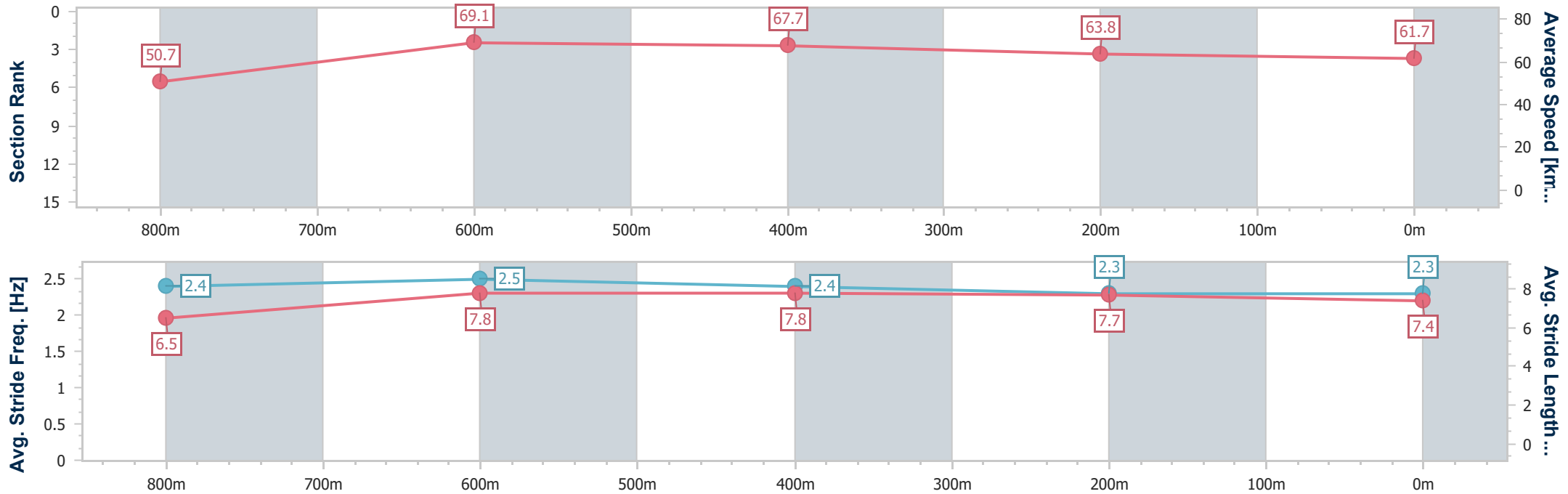
Race 2: HYGAIN QTIS Two-Year-Old Maiden Handicap - 1000m

27 February 2024 - 13:46

Track Rating: Soft 7, Weather: Overcast, Rail Position: +5.5m
1000m-W/Post, +2m Remainder



Section	Overall	800m	600m	400m	200m
Section Times	0:58.29 [5] (0:14.15)	0:44.14 [10] (0:10.53)	0:33.61 [10] (0:10.69)	0:22.92 [8] (0:11.23)	0:11.69 [6] (0:11.69)
Average Speed [km/h]	50.7	69.1	67.7	63.8	61.7
Top Speed [km/h]	67.5	70.9	69.5	66.2	63.7
Avg. Dist. to Rail [m]	5.3	3.0	0.4	0.5	2.2
Avg. Stride Freq. [Hz]	2.4	2.5	2.4	2.3	2.3
Avg. Stride Length [m]	6.5	7.8	7.8	7.7	7.4



- [] Ranking at each section and finish
- .-.- No data available at this section
- NA No data available



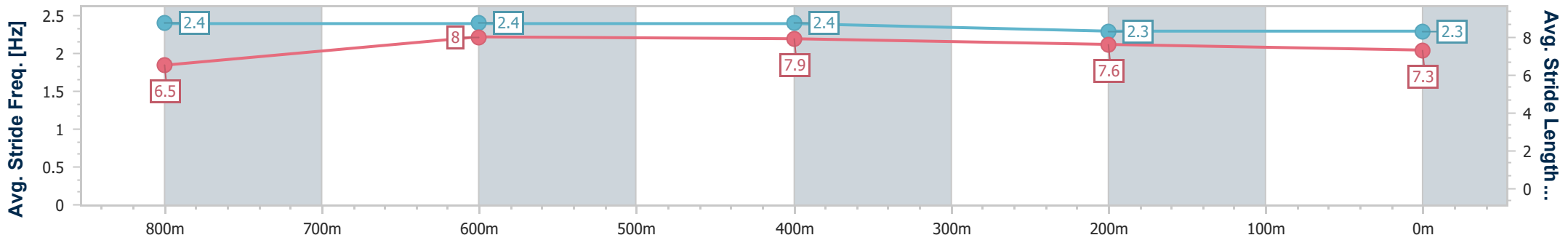
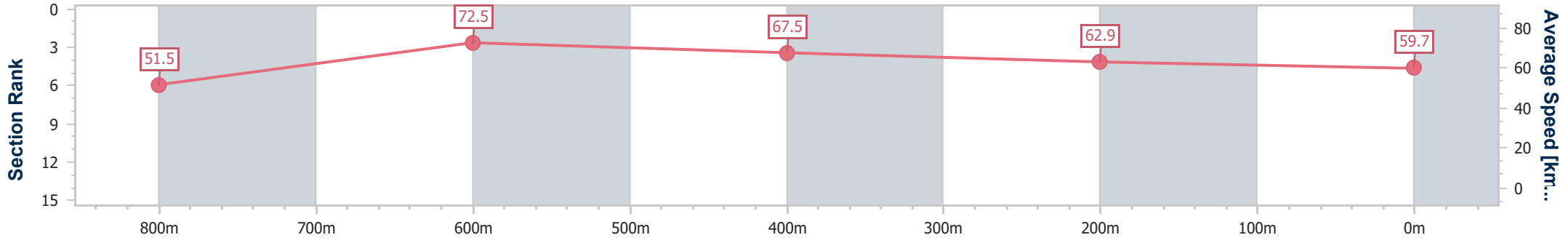
Horse/Jockey Name	Better Show
Final Rank	6
Fastest Section Time (Section)	0:10.08 (800m)
Top Speed [km/h] (Section)	75.1 (800m)
Race State	Finished



Townsville QLD Professional
 Race 2: HYGAIN QTIS Two-Year-Old Maiden Handicap - 1000m
 27 February 2024 - 13:46
 Track Rating: Soft 7, Weather: Overcast, Rail Position: +5.5m
 1000m-W/Post, +2m Remainder



Section	Overall	800m	600m	400m	200m
Section Times	0:58.40 [6] (0:13.98)	0:44.42 [8] (0:10.08)	0:34.34 [6] (0:10.78)	0:23.56 [5] (0:11.47)	0:12.09 [5] (0:12.09)
Average Speed [km/h]	51.5	72.5	67.5	62.9	59.7
Top Speed [km/h]	73.4	75.1	70.6	64.3	61.7
Avg. Dist. to Rail [m]	4.8	3.2	2.5	3.0	4.5
Avg. Stride Freq. [Hz]	2.4	2.4	2.4	2.3	2.3
Avg. Stride Length [m]	6.5	8.0	7.9	7.6	7.3



- [] Ranking at each section and finish
- .-.- No data available at this section
- NA No data available



Horse/Jockey Name	Our Secret Affair
Final Rank	9
Fastest Section Time (Section)	0:10.64 (800m)
Top Speed [km/h] (Section)	71.0 (800m)
Race State	Finished



Townsville QLD Professional

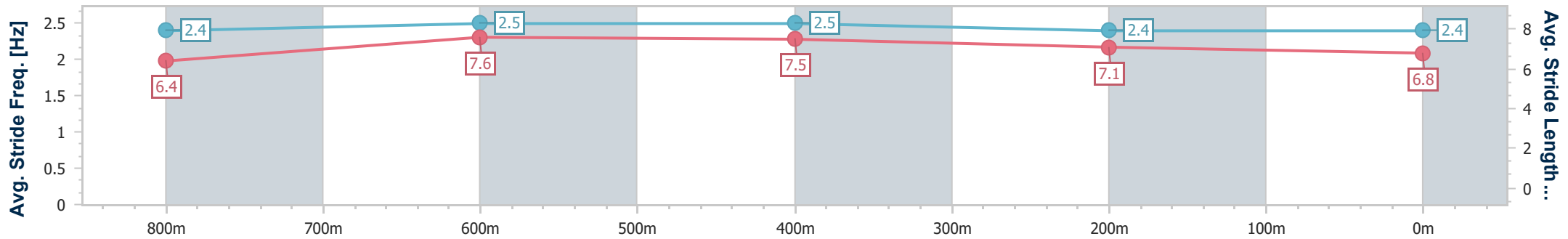
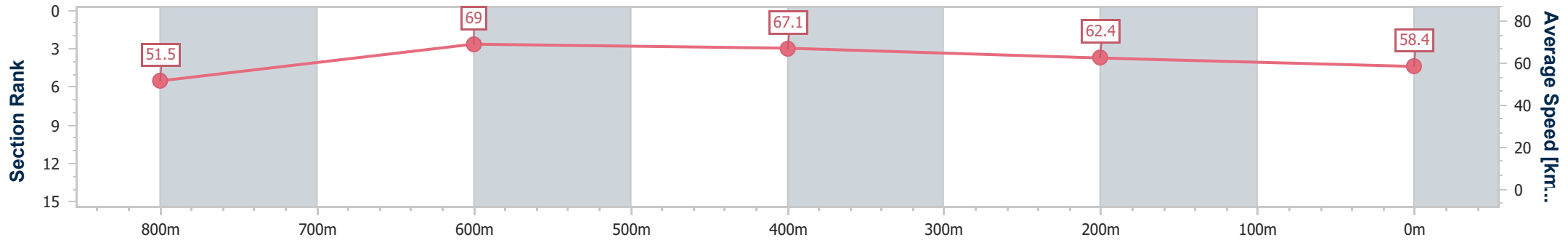
Race 2: HYGAIN QTIS Two-Year-Old Maiden Handicap - 1000m

27 February 2024 - 13:46

Track Rating: Soft 7, Weather: Overcast, Rail Position: +5.5m
1000m-W/Post, +2m Remainder



Section	Overall	800m	600m	400m	200m
Section Times	0:59.35 [9] (0:13.95)	0:45.40 [7] (0:10.64)	0:34.76 [8] (0:10.86)	0:23.90 [10] (0:11.56)	0:12.34 [7] (0:12.34)
Average Speed [km/h]	51.5	69.0	67.1	62.4	58.4
Top Speed [km/h]	70.9	71.0	68.1	64.4	62.3
Avg. Dist. to Rail [m]	7.8	4.9	1.7	2.7	3.9
Avg. Stride Freq. [Hz]	2.4	2.5	2.5	2.4	2.4
Avg. Stride Length [m]	6.4	7.6	7.5	7.1	6.8



- [] Ranking at each section and finish
- .-.- No data available at this section
- NA No data available



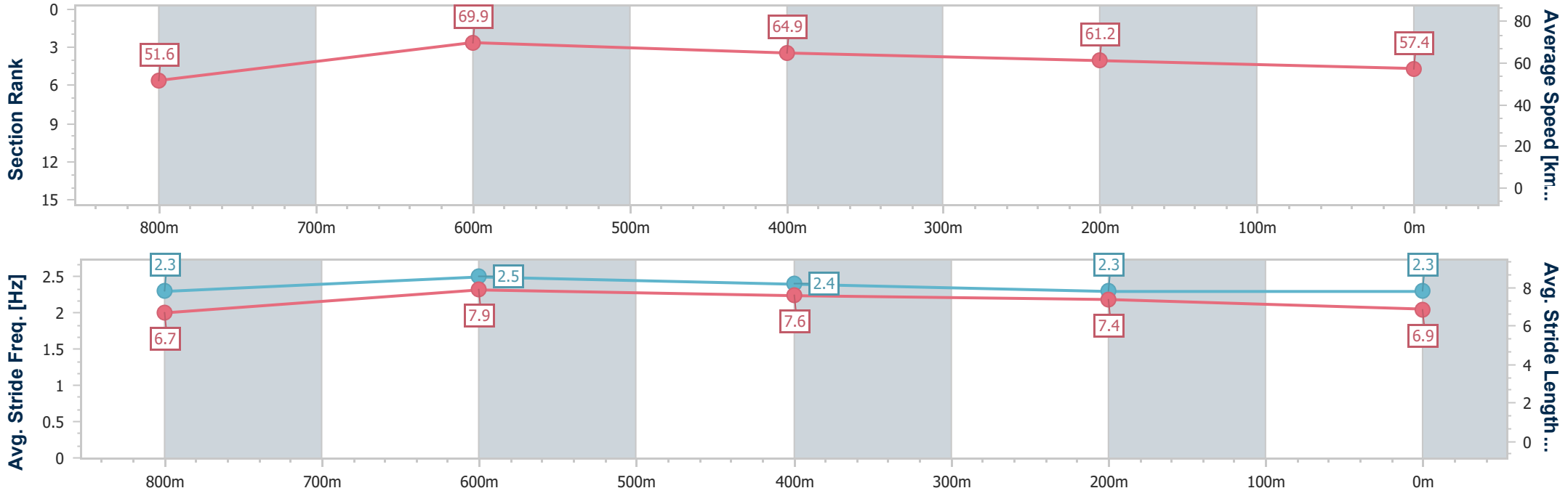
Horse/Jockey Name	November Foal
Final Rank	10
Fastest Section Time (Section)	0:10.37 (800m)
Top Speed [km/h] (Section)	72.0 (800m)
Race State	Finished



Townsville QLD Professional
Race 2: HYGAIN QTIS Two-Year-Old Maiden Handicap - 1000m
 27 February 2024 - 13:46
 Track Rating: Soft 7, Weather: Overcast, Rail Position: +5.5m
 1000m-W/Post, +2m Remainder



Section	Overall	800m	600m	400m	200m
Section Times	0:59.54 [10] (0:13.91)	0:45.63 [6] (0:10.37)	0:35.26 [7] (0:11.01)	0:24.25 [7] (0:11.72)	0:12.53 [8] (0:12.53)
Average Speed [km/h]	51.6	69.9	64.9	61.2	57.4
Top Speed [km/h]	71.8	72.0	68.5	63.5	61.3
Avg. Dist. to Rail [m]	1.9	1.4	1.5	1.0	0.5
Avg. Stride Freq. [Hz]	2.3	2.5	2.4	2.3	2.3
Avg. Stride Length [m]	6.7	7.9	7.6	7.4	6.9



- [] Ranking at each section and finish
- .-.- No data available at this section
- NA No data available



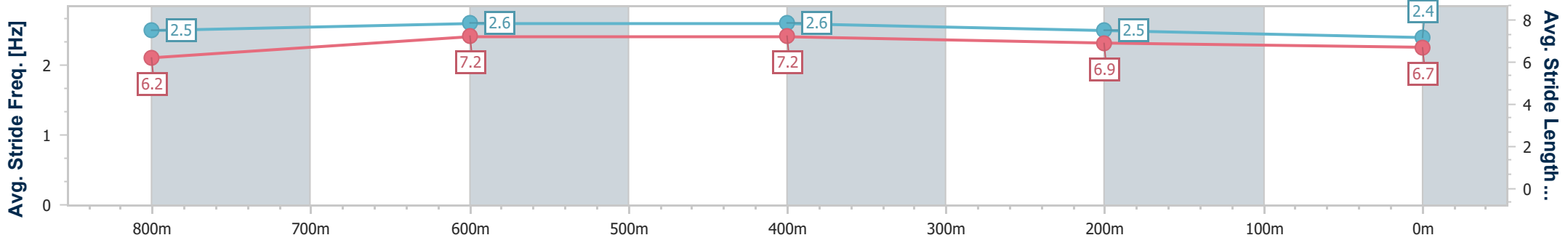
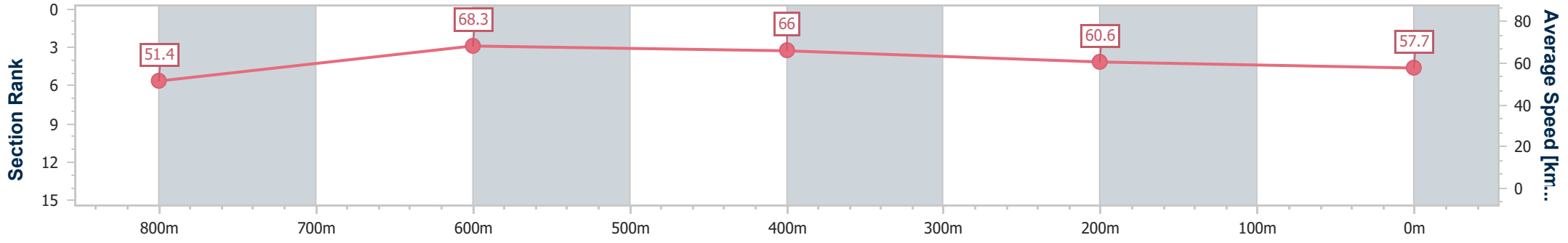
Horse/Jockey Name	Worthy Princess
Final Rank	11
Fastest Section Time (Section)	0:10.64 (800m)
Top Speed [km/h] (Section)	72.1 (800m)
Race State	Finished



Townsville QLD Professional
 Race 2: HYGAIN QTIS Two-Year-Old Maiden Handicap - 1000m
 27 February 2024 - 13:46
 Track Rating: Soft 7, Weather: Overcast, Rail Position: +5.5m
 1000m-W/Post, +2m Remainder



Section	Overall	800m	600m	400m	200m
Section Times	0:59.73 [11] (0:13.98)	0:45.75 [9] (0:10.64)	0:35.11 [9] (0:10.76)	0:24.35 [9] (0:11.85)	0:12.50 [10] (0:12.50)
Average Speed [km/h]	51.4	68.3	66.0	60.6	57.7
Top Speed [km/h]	72.1	72.1	68.8	63.9	59.1
Avg. Dist. to Rail [m]	4.1	2.1	1.7	1.3	3.1
Avg. Stride Freq. [Hz]	2.5	2.6	2.6	2.5	2.4
Avg. Stride Length [m]	6.2	7.2	7.2	6.9	6.7



- [] Ranking at each section and finish
- .-.- No data available at this section
- NA No data available



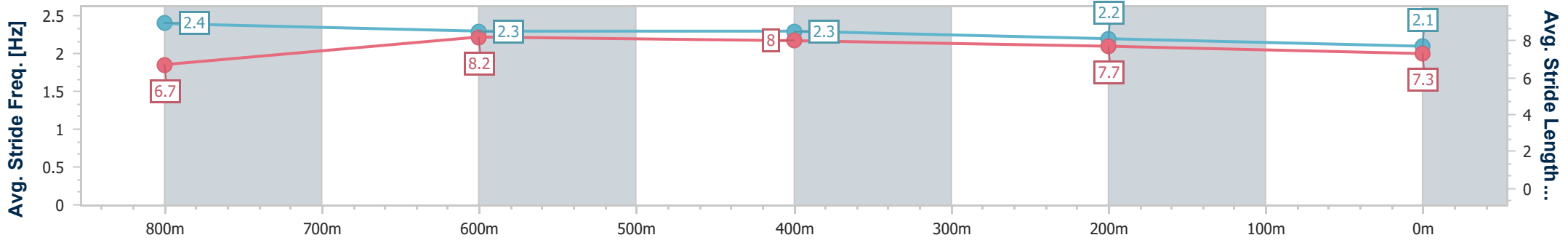
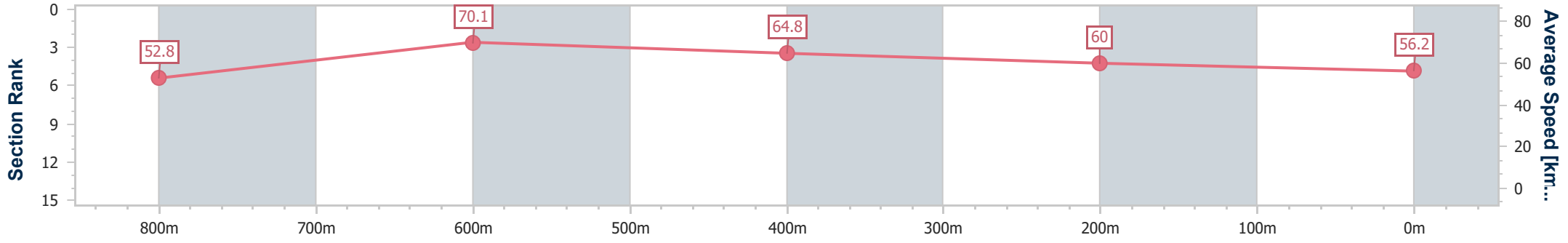
Horse/Jockey Name	The General Talks
Final Rank	12
Fastest Section Time (Section)	0:10.32 (800m)
Top Speed [km/h] (Section)	72.1 (800m)
Race State	Finished



Townsville QLD Professional
Race 2: HYGAIN QTIS Two-Year-Old Maiden Handicap - 1000m
 27 February 2024 - 13:46
 Track Rating: Soft 7, Weather: Overcast, Rail Position: +5.5m
 1000m-W/Post, +2m Remainder



Section	Overall	800m	600m	400m	200m
Section Times	1:00.06 [12] (0:13.66)	0:46.40 [4] (0:10.32)	0:36.08 [5] (0:11.20)	0:24.88 [6] (0:11.98)	0:12.90 [9] (0:12.90)
Average Speed [km/h]	52.8	70.1	64.8	60.0	56.2
Top Speed [km/h]	70.9	72.1	68.7	61.9	58.3
Avg. Dist. to Rail [m]	5.6	1.5	1.3	1.3	2.4
Avg. Stride Freq. [Hz]	2.4	2.3	2.3	2.2	2.1
Avg. Stride Length [m]	6.7	8.2	8.0	7.7	7.3



- [] Ranking at each section and finish
- .-.- No data available at this section
- NA No data available



Horse/Jockey Name	Sewn Up
Final Rank	8
Fastest Section Time (Section)	-:--:--
Top Speed [km/h] (Section)	--.-
Race State	DidNotTrack



Townsville QLD Professional
Race 2: HYGAIN QTIS Two-Year-Old Maiden Handicap - 1000m
 27 February 2024 - 13:46
 Track Rating: Soft 7, Weather: Overcast, Rail Position: +5.5m
 1000m-W/Post, +2m Remainder



Section	Overall	800m	600m	400m	200m								
Section Times	-:--:--	-:--:--	-:--:--	-:--:--	-:--:--								
Average Speed [km/h]	--.-	--.-	--.-	--.-	--.-								
Top Speed [km/h]	--.-	--.-	--.-	--.-	--.-								
Avg. Dist. to Rail [m]	--	--	--	--	--								
Avg. Stride Freq. [Hz]	--.-	--.-	--.-	--.-	--.-								
Avg. Stride Length [m]	--.-	--.-	--.-	--.-	--.-								

[] Ranking at each section and finish
 -:--:-- No data available at this section
 NA No data available



Horse/Jockey Name	Whenharry Metelsie
Final Rank	7
Fastest Section Time (Section)	-:--:--
Top Speed [km/h] (Section)	--.-
Race State	DidNotTrack



Townsville QLD Professional

Race 2: HYGAIN QTIS Two-Year-Old Maiden Handicap - 1000m

27 February 2024 - 13:46

Track Rating: Soft 7, Weather: Overcast, Rail Position: +5.5m
1000m-W/Post, +2m Remainder



Section	Overall	800m	600m	400m	200m									
Section Times	-:--:--	-:--:--	-:--:--	-:--:--	-:--:--									
Average Speed [km/h]	--.-	--.-	--.-	--.-	--.-									
Top Speed [km/h]	--.-	--.-	--.-	--.-	--.-									
Avg. Dist. to Rail [m]	--	--	--	--	--									
Avg. Stride Freq. [Hz]	--.-	--.-	--.-	--.-	--.-									
Avg. Stride Length [m]	--.-	--.-	--.-	--.-	--.-									

- [] Ranking at each section and finish
- :--:-- No data available at this section
- NA No data available



Townsville QLD Professional

Race 3: PROSECCO HOUR MARCH 5TH BENCHMARK 65 Handicap - 1400m

27 February 2024 - 14:20



Track Rating: Soft 7, Weather: , Rail Position: +5.5m 1000m-W/Post, +2m Remainder

Section	Overall	1200m	1000m	800m	600m	400m	Last 600m						
Field Times	1:23.27 (0:14.32)	1:08.95 (0:11.06)	0:57.89 (0:11.49)	0:46.40 (0:11.30)	0:35.10 (0:11.18)	0:23.92 (0:11.44)	0:35.10						
Rank	TAB	Horse/Jockey	Barrier	Top Speed [km/h]	Fastest Section	Overall	1200m	1000m	800m	600m	400m	Last 600m	Distance Travelled [m]
1	6	SINGLE HONOR Scott Sheargold	6	67.4	0:11.06	1:23.27 [1] (0:14.32)	1:08.95 [1] (0:11.06)	0:57.89 [1] (0:11.50)	0:46.39 [2] (0:11.29)	0:35.10 [1] (0:11.18)	0:23.92 [1] (0:11.44)	0:35.10	
2	3	NORTHERN PRIDE Gabrielle Semmens	3	66.9	0:10.97	1:23.33 [2] (0:14.74)	1:08.59 [5] (0:11.30)	0:57.29 [5] (0:11.44)	0:45.85 [6] (0:10.97)	0:34.88 [5] (0:11.07)	0:23.81 [3] (0:11.44)	0:34.88	+3
3	9	COOLMEANS Adam Spinks	9	66.6	0:11.11	1:23.55 [3] (0:14.60)	1:08.95 [3] (0:11.14)	0:57.81 [3] (0:11.53)	0:46.28 [4] (0:11.14)	0:35.14 [3] (0:11.11)	0:24.03 [2] (0:11.42)	0:35.14	+2
4	2	INVINCIBLE BAY Tessa Townsend	2	65.4	0:11.13	1:23.90 [4] (0:15.00)	1:08.90 [6] (0:11.19)	0:57.71 [6] (0:11.26)	0:46.45 [5] (0:11.13)	0:35.32 [6] (0:11.27)	0:24.05 [6] (0:11.62)	0:35.32	-1
5	5	TIOGA PASS Ryan Wiggins	5	67.3	0:10.94	1:24.17 [5] (0:14.67)	1:09.50 [4] (0:10.94)	0:58.56 [2] (0:11.26)	0:47.30 [1] (0:11.44)	0:35.86 [2] (0:11.33)	0:24.53 [5] (0:11.65)	0:35.86	+2
6	7	PRIVATE CHEETAH Nathan Thomas	7	67.0	0:11.20	1:24.26 [6] (0:14.54)	1:09.72 [2] (0:11.21)	0:58.51 [4] (0:11.46)	0:47.05 [3] (0:11.21)	0:35.84 [4] (0:11.20)	0:24.64 [4] (0:11.80)	0:35.84	-5
7	4	DEEL WITH ME Adrian Layt	4	65.3	0:11.17	1:24.48 [7] (0:15.25)	1:09.23 [7] (0:11.38)	0:57.85 [7] (0:11.40)	0:46.45 [7] (0:11.17)	0:35.28 [7] (0:11.27)	0:24.01 [7] (0:11.64)	0:35.28	-1

Scratched: Miss Seattle (#1), Aidenabet (#8)

[] Ranking at each section and finish
 -:-:- No data available at this section
 NA No data available

SCN Saddle cloth number
 DNF Did not finish
 DNT Did not track



Townsville QLD Professional

Race 3: PROSECCO HOUR MARCH 5TH BENCHMARK 65 Handicap - 1400m

27 February 2024 - 14:20



Track Rating: Soft 7, Weather: , Rail Position: +5.5m 1000m-W/Post, +2m Remainder

Section							200m			Last 600m
Field Times							0:12.48			0:35.10
						(0:12.48)				
Rank	TAB	Horse/Jockey	Barrier	Top Speed [km/h]	Fastest Section	Margin			Distance Travelled [m]	
1	6	SINGLE HONOR	6	67.4	0:11.06	0:12.48 [1]	1:23.27		0:35.10	
		Scott Sheargold		Overall	1200m	(0:12.48)				
2	3	NORTHERN PRIDE	3	66.9	0:10.97	0:12.37 [3]	0.4L		0:34.88 +3	
		Gabrielle Semmens		800m	800m	(0:12.37)				
3	9	COOLMEANS	9	66.6	0:11.11	0:12.61 [2]	1.64L		0:35.14 +2	
		Adam Spinks		Overall	600m	(0:12.61)				
4	2	INVINCIBLE BAY	2	65.4	0:11.13	0:12.43 [6]	3.73L		0:35.32 -1	
		Tessa Townsend		800m	800m	(0:12.43)				
5	5	TIOGA PASS	5	67.3	0:10.94	0:12.88 [4]	5.31L		0:35.86 +2	
		Ryan Wiggins		1200m	1200m	(0:12.88)				
6	7	PRIVATE CHEETAH	7	67.0	0:11.20	0:12.84 [5]	5.82L		0:35.84 -5	
		Nathan Thomas		Overall	600m	(0:12.84)				
7	4	DEEL WITH ME	4	65.3	0:11.17	0:12.37 [7]	7.12L		0:35.28 -1	
		Adrian Layt		1000m	800m	(0:12.37)				

Scratched: Miss Seattle (#1), Aidenabet (#8)



Horse/Jockey Name	Single Honor
Final Rank	1
Fastest Section Time (Section)	0:11.06 (1200m)
Top Speed [km/h] (Section)	67.4 (Overall)
Race State	Finished



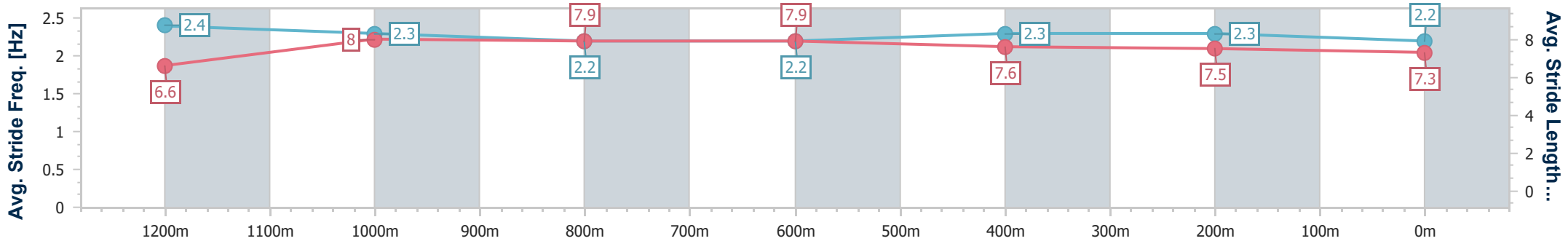
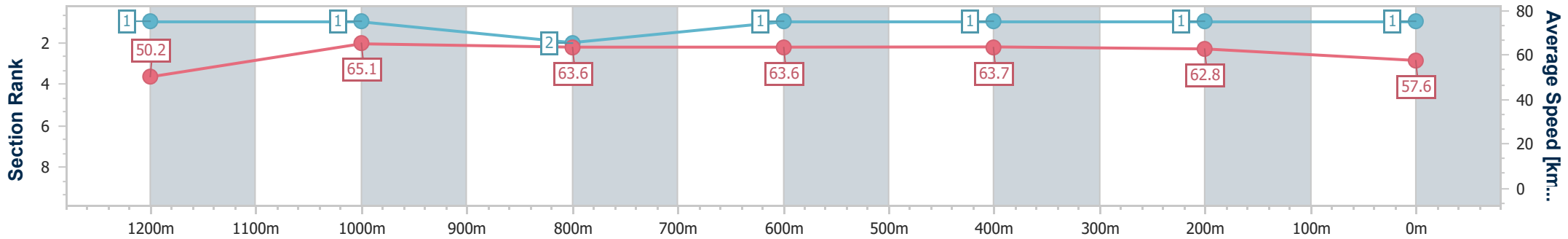
Townsville QLD Professional
Race 3: PROSECCO HOUR MARCH 5TH BENCHMARK 65
Handicap - 1400m



27 February 2024 - 14:20

Track Rating: Soft 7, Weather: , Rail Position: +5.5m 1000m-W/Post, +2m Remainder

Section	Overall	1200m	1000m	800m	600m	400m	200m
Section Times	1:23.27 [1] (0:14.32)	1:08.95 [1] (0:11.06)	0:57.89 [1] (0:11.50)	0:46.39 [2] (0:11.29)	0:35.10 [1] (0:11.18)	0:23.92 [1] (0:11.44)	0:12.48 [1] (0:12.48)
Average Speed [km/h]	50.2	65.1	63.6	63.6	63.7	62.8	57.6
Top Speed [km/h]	67.4	66.7	64.1	64.4	64.0	63.6	61.2
Avg. Dist. to Rail [m]	4.8	2.8	2.4	0.9	2.2	1.6	3.4
Avg. Stride Freq. [Hz]	2.4	2.3	2.2	2.2	2.3	2.3	2.2
Avg. Stride Length [m]	6.6	8.0	7.9	7.9	7.6	7.5	7.3



- [] Ranking at each section and finish
- .-.- No data available at this section
- NA No data available



Horse/Jockey Name	Northern Pride
Final Rank	2
Fastest Section Time (Section)	0:10.97 (800m)
Top Speed [km/h] (Section)	66.9 (800m)
Race State	Finished



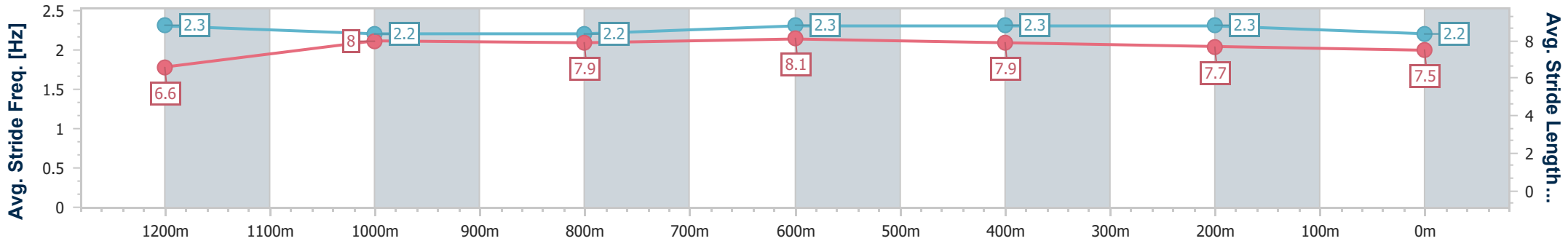
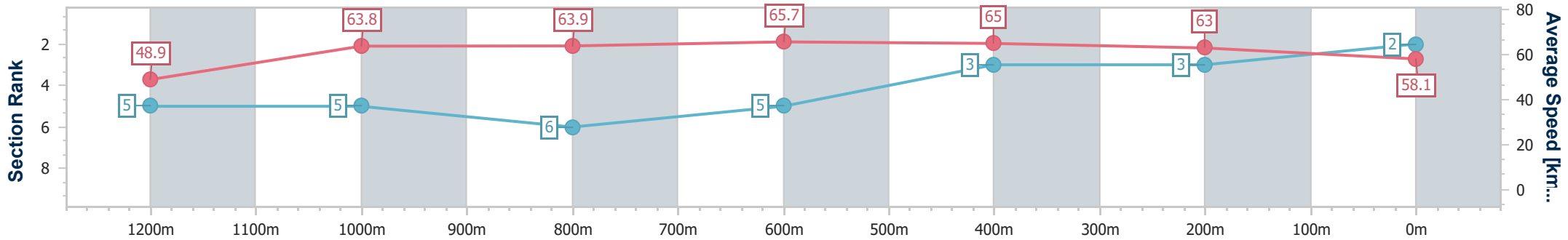
Townsville QLD Professional
Race 3: PROSECCO HOUR MARCH 5TH BENCHMARK 65
Handicap - 1400m



27 February 2024 - 14:20

Track Rating: Soft 7, Weather: , Rail Position: +5.5m 1000m-W/Post, +2m Remainder

Section	Overall	1200m	1000m	800m	600m	400m	200m
Section Times	1:23.33 [2] (0:14.74)	1:08.59 [5] (0:11.30)	0:57.29 [5] (0:11.44)	0:45.85 [6] (0:10.97)	0:34.88 [5] (0:11.07)	0:23.81 [3] (0:11.44)	0:12.37 [3] (0:12.37)
Average Speed [km/h]	48.9	63.8	63.9	65.7	65.0	63.0	58.1
Top Speed [km/h]	64.6	64.6	64.7	66.9	66.5	64.0	61.3
Avg. Dist. to Rail [m]	6.0	3.6	2.9	0.7	0.5	1.2	5.3
Avg. Stride Freq. [Hz]	2.3	2.2	2.2	2.3	2.3	2.3	2.2
Avg. Stride Length [m]	6.6	8.0	7.9	8.1	7.9	7.7	7.5



- [] Ranking at each section and finish
- .-.- No data available at this section
- NA No data available



Horse/Jockey Name	Coolmeans
Final Rank	3
Fastest Section Time (Section)	0:11.11 (600m)
Top Speed [km/h] (Section)	66.6 (Overall)
Race State	Finished



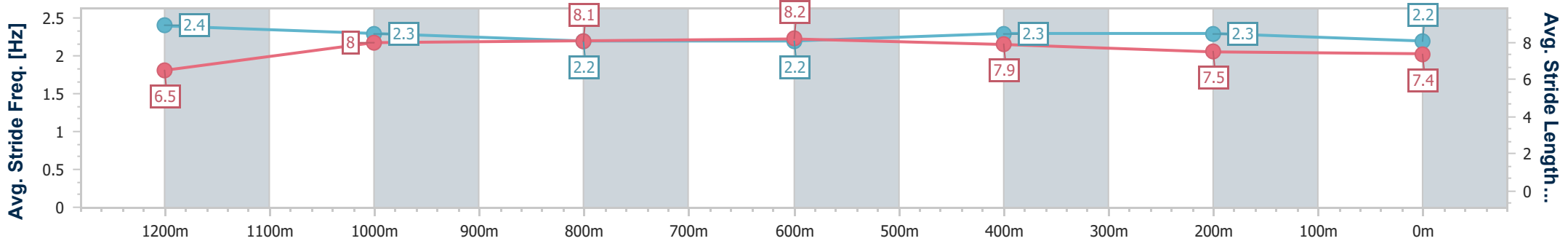
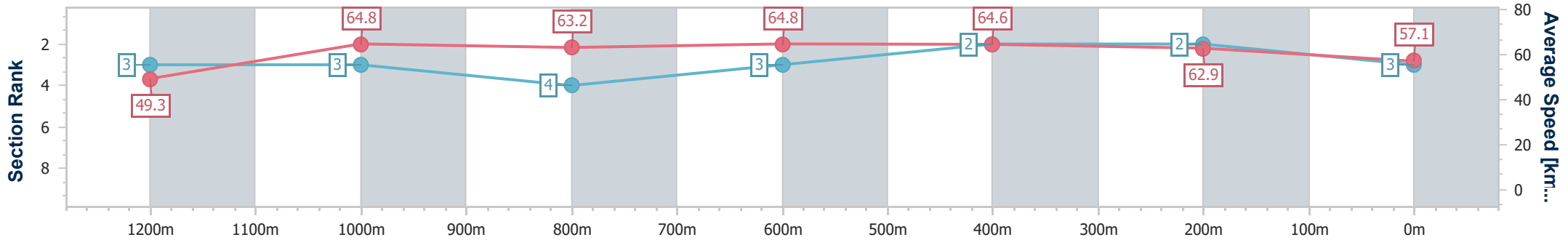
Townsville QLD Professional
Race 3: PROSECCO HOUR MARCH 5TH BENCHMARK 65
Handicap - 1400m



27 February 2024 - 14:20

Track Rating: Soft 7, Weather: , Rail Position: +5.5m 1000m-W/Post,
+2m Remainder

Section	Overall	1200m	1000m	800m	600m	400m	200m
Section Times	1:23.55 [3] (0:14.60)	1:08.95 [3] (0:11.14)	0:57.81 [3] (0:11.53)	0:46.28 [4] (0:11.14)	0:35.14 [3] (0:11.11)	0:24.03 [2] (0:11.42)	0:12.61 [2] (0:12.61)
Average Speed [km/h]	49.3	64.8	63.2	64.8	64.6	62.9	57.1
Top Speed [km/h]	66.6	65.7	64.1	65.6	65.7	64.3	61.3
Avg. Dist. to Rail [m]	4.3	3.2	2.8	0.7	0.7	0.8	4.3
Avg. Stride Freq. [Hz]	2.4	2.3	2.2	2.2	2.3	2.3	2.2
Avg. Stride Length [m]	6.5	8.0	8.1	8.2	7.9	7.5	7.4



- [] Ranking at each section and finish
- .-.- No data available at this section
- NA No data available



Horse/Jockey Name	Invincible Bay
Final Rank	4
Fastest Section Time (Section)	0:11.13 (800m)
Top Speed [km/h] (Section)	65.4 (800m)
Race State	Finished



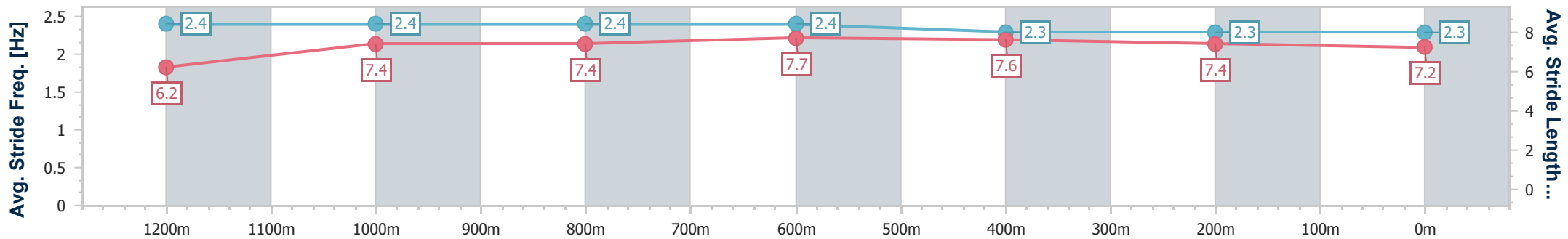
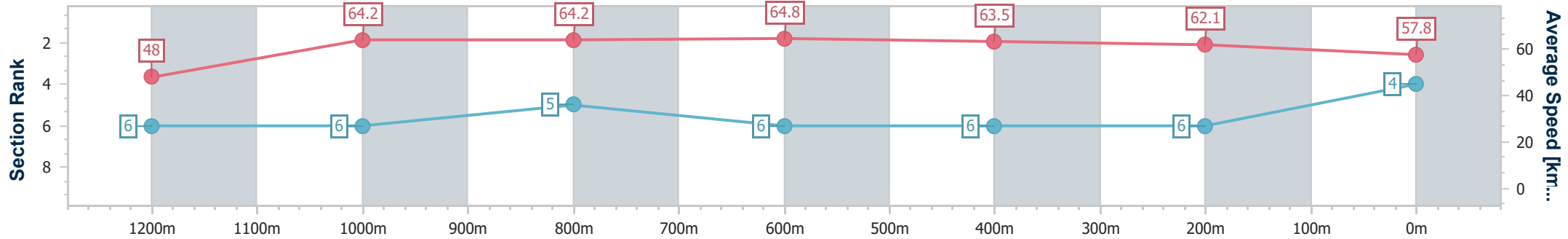
Townsville QLD Professional
Race 3: PROSECCO HOUR MARCH 5TH BENCHMARK 65
Handicap - 1400m



27 February 2024 - 14:20

Track Rating: Soft 7, Weather: , Rail Position: +5.5m 1000m-W/Post,
+2m Remainder

Section	Overall	1200m	1000m	800m	600m	400m	200m							
Section Times	1:23.90 [4] (0:15.00)	1:08.90 [6] (0:11.19)	0:57.71 [6] (0:11.26)	0:46.45 [5] (0:11.13)	0:35.32 [6] (0:11.27)	0:24.05 [6] (0:11.62)	0:12.43 [6] (0:12.43)							
Average Speed [km/h]	48.0	64.2	64.2	64.8	63.5	62.1	57.8							
Top Speed [km/h]	64.1	64.8	65.3	65.4	64.6	63.7	60.7							
Avg. Dist. to Rail [m]	0.9	0.5	1.0	0.7	1.0	1.1	4.4							
Avg. Stride Freq. [Hz]	2.4	2.4	2.4	2.4	2.3	2.3	2.3							
Avg. Stride Length [m]	6.2	7.4	7.4	7.7	7.6	7.4	7.2							



- [] Ranking at each section and finish
- .-.- No data available at this section
- NA No data available



Horse/Jockey Name	Tioga Pass
Final Rank	5
Fastest Section Time (Section)	0:10.94 (1200m)
Top Speed [km/h] (Section)	67.3 (1200m)
Race State	Finished



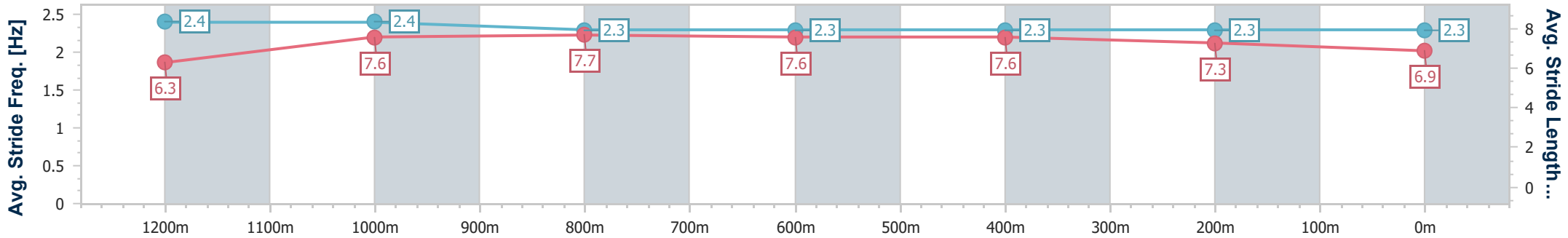
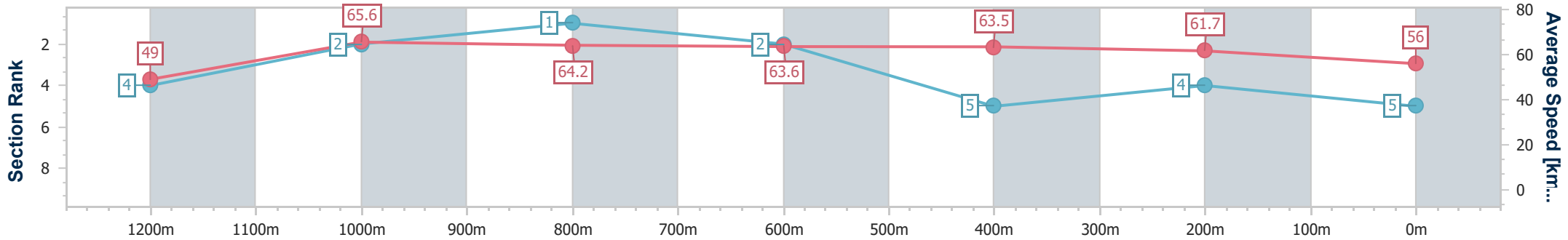
Townsville QLD Professional
Race 3: PROSECCO HOUR MARCH 5TH BENCHMARK 65
Handicap - 1400m



27 February 2024 - 14:20

Track Rating: Soft 7, Weather: , Rail Position: +5.5m 1000m-W/Post, +2m Remainder

Section	Overall	1200m	1000m	800m	600m	400m	200m							
Section Times	1:24.17 [5] (0:14.67)	1:09.50 [4] (0:10.94)	0:58.56 [2] (0:11.26)	0:47.30 [1] (0:11.44)	0:35.86 [2] (0:11.33)	0:24.53 [5] (0:11.65)	0:12.88 [4] (0:12.88)							
Average Speed [km/h]	49.0	65.6	64.2	63.6	63.5	61.7	56.0							
Top Speed [km/h]	67.0	67.3	64.9	65.0	64.5	63.3	59.5							
Avg. Dist. to Rail [m]	2.5	1.7	1.8	2.6	0.7	0.6	0.7							
Avg. Stride Freq. [Hz]	2.4	2.4	2.3	2.3	2.3	2.3	2.3							
Avg. Stride Length [m]	6.3	7.6	7.7	7.6	7.6	7.3	6.9							



- [] Ranking at each section and finish
- .-.- No data available at this section
- NA No data available



Horse/Jockey Name	Private Cheetah
Final Rank	6
Fastest Section Time (Section)	0:11.20 (600m)
Top Speed [km/h] (Section)	67.0 (Overall)
Race State	Finished



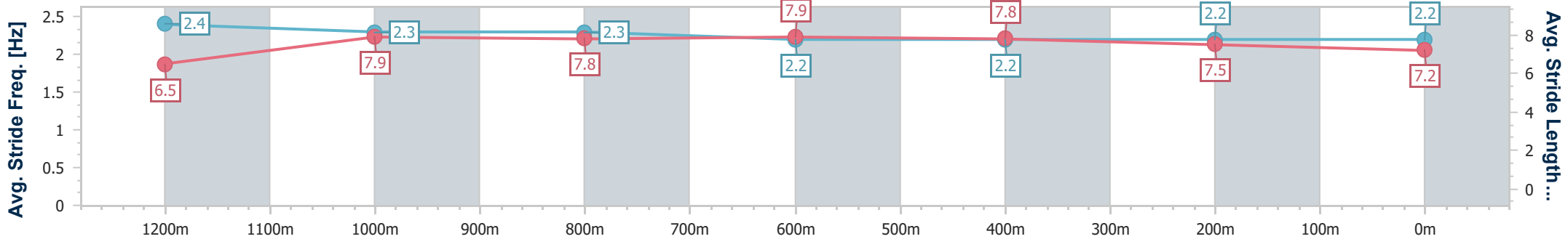
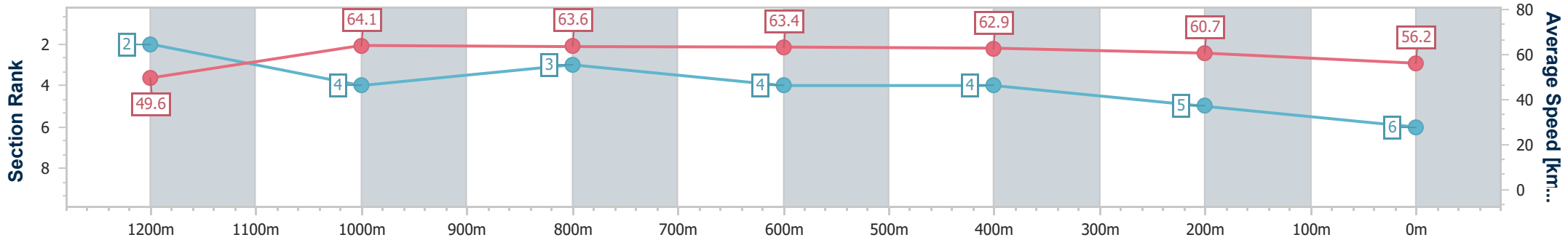
Townsville QLD Professional
Race 3: PROSECCO HOUR MARCH 5TH BENCHMARK 65
Handicap - 1400m



27 February 2024 - 14:20

Track Rating: Soft 7, Weather: , Rail Position: +5.5m 1000m-W/Post,
+2m Remainder

Section	Overall	1200m	1000m	800m	600m	400m	200m							
Section Times	1:24.26 [6] (0:14.54)	1:09.72 [2] (0:11.21)	0:58.51 [4] (0:11.46)	0:47.05 [3] (0:11.21)	0:35.84 [4] (0:11.20)	0:24.64 [4] (0:11.80)	0:12.84 [5] (0:12.84)							
Average Speed [km/h]	49.6	64.1	63.6	63.4	62.9	60.7	56.2							
Top Speed [km/h]	67.0	65.2	63.8	65.6	65.6	62.6	59.3							
Avg. Dist. to Rail [m]	2.9	2.1	1.5	2.2	3.8	1.4	3.3							
Avg. Stride Freq. [Hz]	2.4	2.3	2.3	2.2	2.2	2.2	2.2							
Avg. Stride Length [m]	6.5	7.9	7.8	7.9	7.8	7.5	7.2							



- [] Ranking at each section and finish
- .-.- No data available at this section
- NA No data available



Horse/Jockey Name	Deel With Me
Final Rank	7
Fastest Section Time (Section)	0:11.17 (800m)
Top Speed [km/h] (Section)	65.3 (1000m)
Race State	Finished



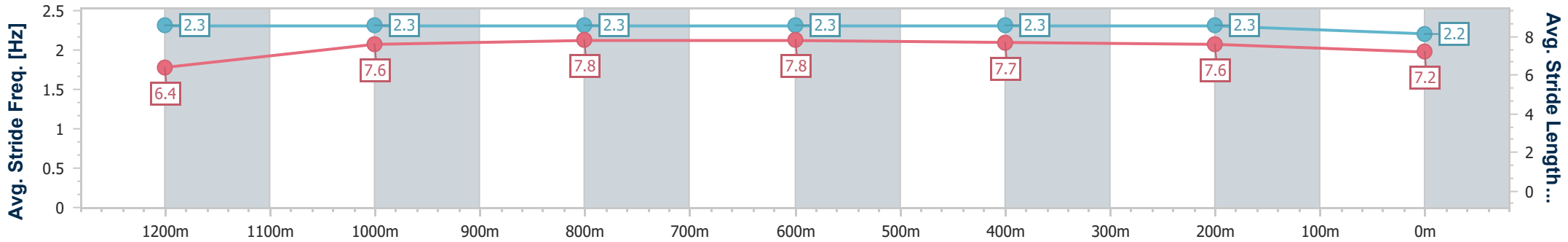
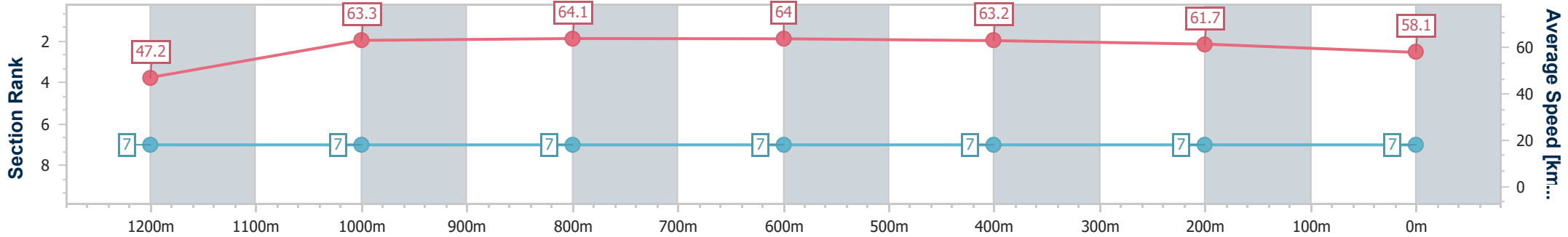
Townsville QLD Professional
Race 3: PROSECCO HOUR MARCH 5TH BENCHMARK 65
Handicap - 1400m



27 February 2024 - 14:20

Track Rating: Soft 7, Weather: , Rail Position: +5.5m 1000m-W/Post,
+2m Remainder

Section	Overall	1200m	1000m	800m	600m	400m	200m
Section Times	1:24.48 [7] (0:15.25)	1:09.23 [7] (0:11.38)	0:57.85 [7] (0:11.40)	0:46.45 [7] (0:11.17)	0:35.28 [7] (0:11.27)	0:24.01 [7] (0:11.64)	0:12.37 [7] (0:12.37)
Average Speed [km/h]	47.2	63.3	64.1	64.0	63.2	61.7	58.1
Top Speed [km/h]	64.9	64.7	65.3	64.6	64.4	62.2	62.1
Avg. Dist. to Rail [m]	4.0	2.9	2.8	1.5	2.9	1.2	0.4
Avg. Stride Freq. [Hz]	2.3	2.3	2.3	2.3	2.3	2.3	2.2
Avg. Stride Length [m]	6.4	7.6	7.8	7.8	7.7	7.6	7.2



- [] Ranking at each section and finish
- .-.- No data available at this section
- NA No data available



Townsville QLD Professional

Race 4: MEMBERSHIPS ON SALE NOW OPEN Handicap - 1000m

27 February 2024 - 14:55



Track Rating: Soft 7, Weather: Overcast, Rail Position: +5.5m 1000m-W/Post, +2m Remainder

Section		Overall	800m	600m	400m	200m	Last 600m					
Field Times		0:56.43 (0:13.23)	0:43.20 (0:10.25)	0:32.95 (0:10.47)	0:22.48 (0:10.84)	0:11.64 (0:11.64)	0:32.95					
Rank	TAB Horse/Jockey	Barrier	Top Speed [km/h]	Fastest Section	Margin					Distance Travelled [m]		
1	8 FOCUS Nathan Thomas	8	72.1 800m	0:10.22 800m	0:56.43 [1] (0:13.37)	0:43.06 [3] (0:10.22)	0:32.84 [3] (0:10.36)	0:22.48 [1] (0:10.84)	0:11.64 [1] (0:11.64)	0:56.43	0:32.84	
2	9 BOLD HUNTER Adam Spinks	9	72.2 800m	0:10.34 800m	0:56.54 [2] (0:13.37)	0:43.17 [4] (0:10.34)	0:32.83 [4] (0:10.54)	0:22.29 [4] (0:10.86)	0:11.43 [4] (0:11.43)	0.67L	0:32.83	-1
3	4 MYSTERY 'N' MAGIC Jason Taylor	4	73.0 800m	0:10.16 800m	0:56.66 [3] (0:14.03)	0:42.63 [5] (0:10.16)	0:32.47 [5] (0:10.27)	0:22.20 [5] (0:10.70)	0:11.50 [5] (0:11.50)	1.37L	0:32.47	+0
4	7 GDANSK Scott Sheargold	7	72.6 800m	0:10.21 800m	0:56.96 [4] (0:13.27)	0:43.69 [2] (0:10.21)	0:33.48 [1] (0:10.57)	0:22.91 [2] (0:11.00)	0:11.91 [2] (0:11.91)	3.12L	0:33.48	+1
5	3 ASHTON BLAIR Adam Sewell	3	71.5 800m	0:10.33 800m	0:57.62 [5] (0:13.23)	0:44.39 [1] (0:10.33)	0:34.06 [2] (0:10.52)	0:23.54 [3] (0:11.03)	0:12.51 [3] (0:12.51)	6.99L	0:34.06	+0
6	5 SPELLCATCHER Adrian Layt	5	72.0 800m	0:10.17 800m	0:58.42 [6] (0:14.49)	0:43.93 [6] (0:10.17)	0:33.76 [6] (0:10.29)	0:23.47 [6] (0:11.08)	0:12.39 [6] (0:12.39)	11.74L	0:33.76	+0

Scratched: Hurtle (#6), Go Getaboy (#2), Ahwahneechee (#1)

[] Ranking at each section and finish
 -:-:- No data available at this section
 NA No data available

SCN Saddle cloth number
 DNF Did not finish
 DNT Did not track



Horse/Jockey Name	Focus
Final Rank	1
Fastest Section Time (Section)	0:10.22 (800m)
Top Speed [km/h] (Section)	72.1 (800m)
Race State	Finished

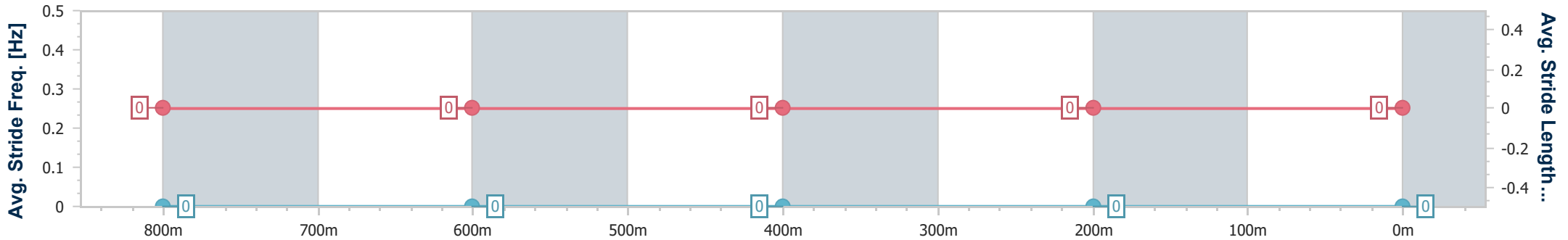
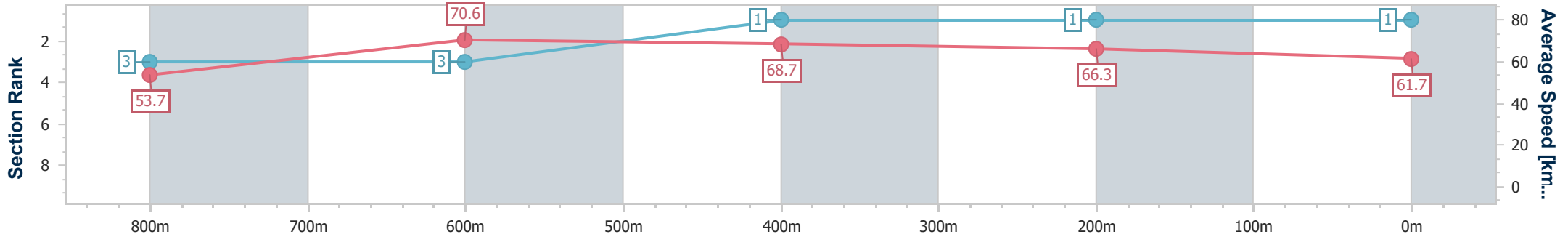


Townsville QLD Professional
Race 4: MEMBERSHIPS ON SALE NOW OPEN Handicap - 1000m



27 February 2024 - 14:55
Track Rating: Soft 7, Weather: Overcast, Rail Position: +5.5m
1000m-W/Post, +2m Remainder

Section	Overall	800m	600m	400m	200m
Section Times	0:56.43 [1] (0:13.37)	0:43.06 [3] (0:10.22)	0:32.84 [3] (0:10.36)	0:22.48 [1] (0:10.84)	0:11.64 [1] (0:11.64)
Average Speed [km/h]	53.7	70.6	68.7	66.3	61.7
Top Speed [km/h]	69.6	72.1	71.4	67.4	65.5
Avg. Dist. to Rail [m]	4.3	1.7	2.3	0.8	1.9
Avg. Stride Freq. [Hz]	---	---	---	---	---
Avg. Stride Length [m]	---	---	---	---	---



- [] Ranking at each section and finish
- No data available at this section
- NA No data available



Horse/Jockey Name	Bold Hunter
Final Rank	2
Fastest Section Time (Section)	0:10.34 (800m)
Top Speed [km/h] (Section)	72.2 (800m)
Race State	Finished

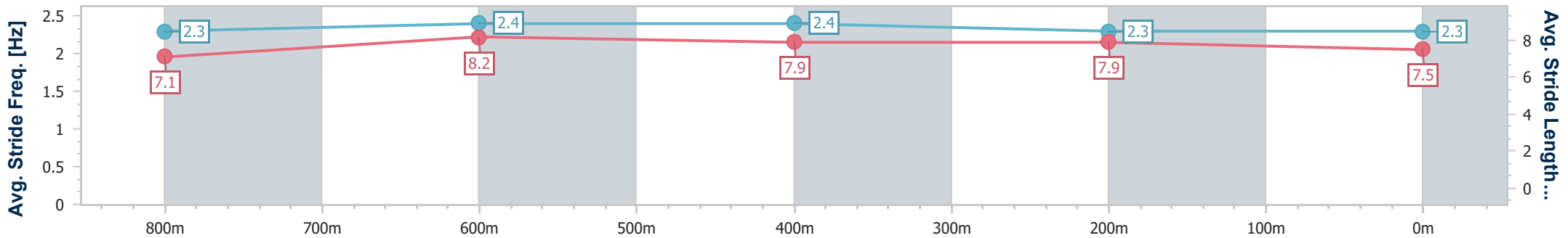
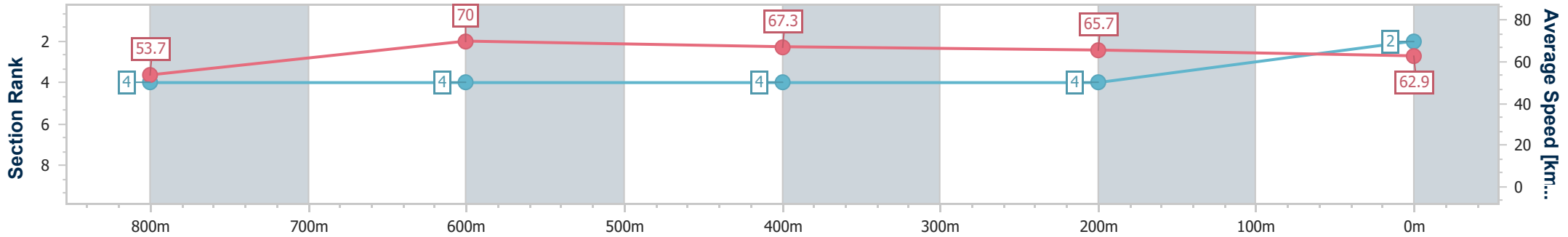


Townsville QLD Professional
Race 4: MEMBERSHIPS ON SALE NOW OPEN Handicap - 1000m



27 February 2024 - 14:55
Track Rating: Soft 7, Weather: Overcast, Rail Position: +5.5m
1000m-W/Post, +2m Remainder

Section	Overall	800m	600m	400m	200m
Section Times	0:56.54 [2] (0:13.37)	0:43.17 [4] (0:10.34)	0:32.83 [4] (0:10.54)	0:22.29 [4] (0:10.86)	0:11.43 [4] (0:11.43)
Average Speed [km/h]	53.7	70.0	67.3	65.7	62.9
Top Speed [km/h]	72.1	72.2	69.6	67.3	65.0
Avg. Dist. to Rail [m]	1.3	1.3	2.8	3.1	1.2
Avg. Stride Freq. [Hz]	2.3	2.4	2.4	2.3	2.3
Avg. Stride Length [m]	7.1	8.2	7.9	7.9	7.5



- [] Ranking at each section and finish
- .-.- No data available at this section
- NA No data available



Horse/Jockey Name	Mystery 'N' Magic
Final Rank	3
Fastest Section Time (Section)	0:10.16 (800m)
Top Speed [km/h] (Section)	73.0 (800m)
Race State	Finished



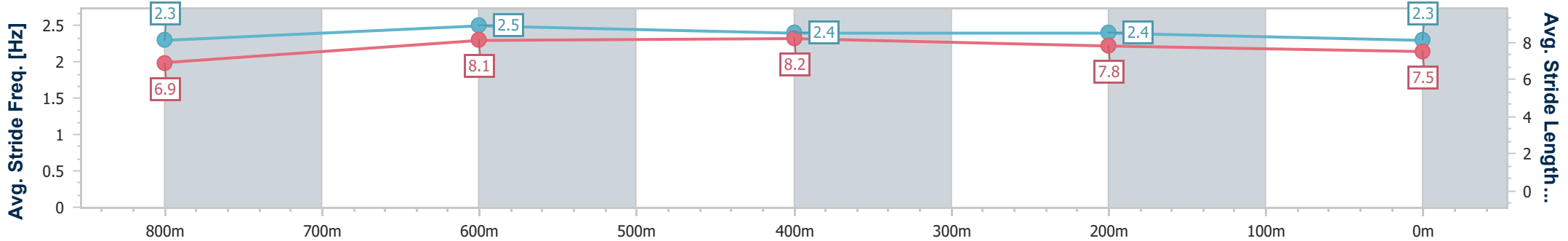
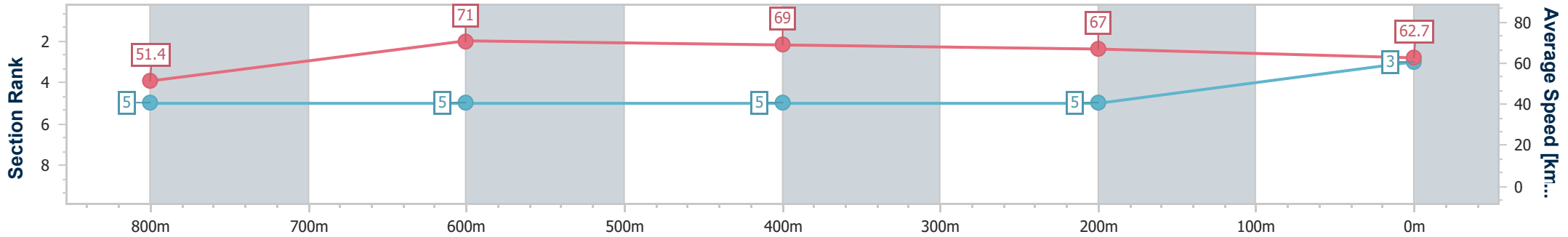
Townsville QLD Professional
Race 4: MEMBERSHIPS ON SALE NOW OPEN Handicap - 1000m

27 February 2024 - 14:55

Track Rating: Soft 7, Weather: Overcast, Rail Position: +5.5m
1000m-W/Post, +2m Remainder



Section	Overall	800m	600m	400m	200m
Section Times	0:56.66 [3] (0:14.03)	0:42.63 [5] (0:10.16)	0:32.47 [5] (0:10.27)	0:22.20 [5] (0:10.70)	0:11.50 [5] (0:11.50)
Average Speed [km/h]	51.4	71.0	69.0	67.0	62.7
Top Speed [km/h]	70.7	73.0	71.1	68.2	65.9
Avg. Dist. to Rail [m]	4.7	2.0	3.3	1.9	2.3
Avg. Stride Freq. [Hz]	2.3	2.5	2.4	2.4	2.3
Avg. Stride Length [m]	6.9	8.1	8.2	7.8	7.5



- [] Ranking at each section and finish
- .-.- No data available at this section
- NA No data available



Horse/Jockey Name	Gdansk
Final Rank	4
Fastest Section Time (Section)	0:10.21 (800m)
Top Speed [km/h] (Section)	72.6 (800m)
Race State	Finished



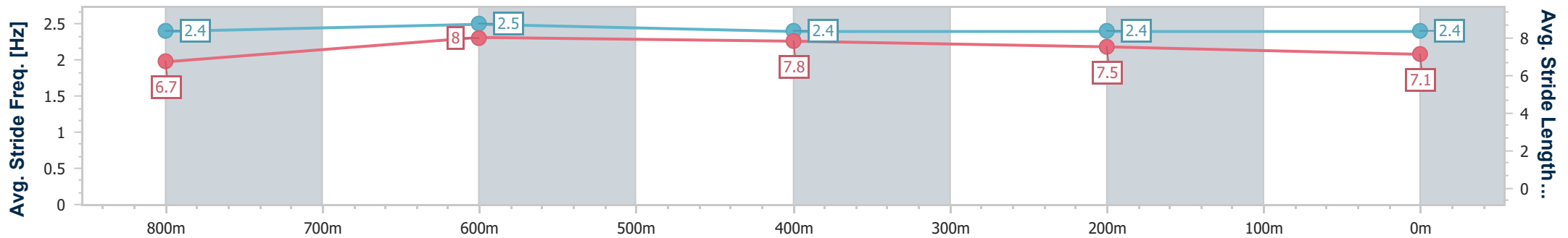
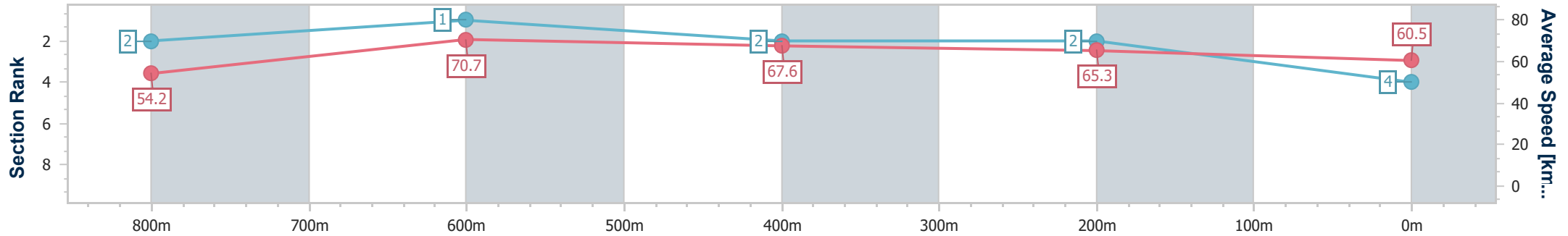
Townsville QLD Professional
Race 4: MEMBERSHIPS ON SALE NOW OPEN Handicap - 1000m



27 February 2024 - 14:55

Track Rating: Soft 7, Weather: Overcast, Rail Position: +5.5m
1000m-W/Post, +2m Remainder

Section	Overall	800m	600m	400m	200m
Section Times	0:56.96 [4] (0:13.27)	0:43.69 [2] (0:10.21)	0:33.48 [1] (0:10.57)	0:22.91 [2] (0:11.00)	0:11.91 [2] (0:11.91)
Average Speed [km/h]	54.2	70.7	67.6	65.3	60.5
Top Speed [km/h]	71.4	72.6	70.1	67.5	62.2
Avg. Dist. to Rail [m]	3.9	1.2	1.6	0.7	2.2
Avg. Stride Freq. [Hz]	2.4	2.5	2.4	2.4	2.4
Avg. Stride Length [m]	6.7	8.0	7.8	7.5	7.1



- [] Ranking at each section and finish
- .-.- No data available at this section
- NA No data available



Horse/Jockey Name	Ashton Blair
Final Rank	5
Fastest Section Time (Section)	0:10.33 (800m)
Top Speed [km/h] (Section)	71.5 (800m)
Race State	Finished

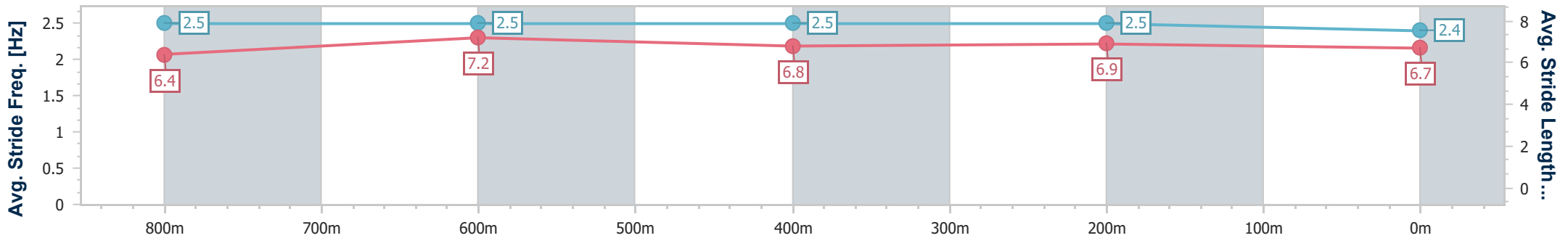
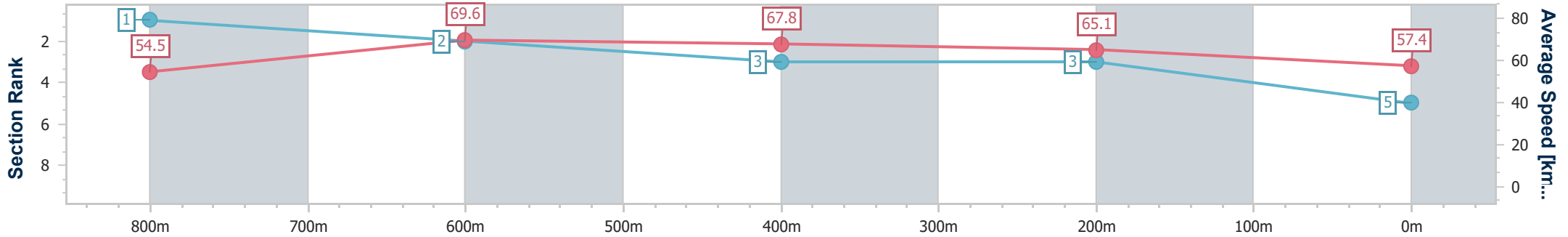


Townsville QLD Professional
Race 4: MEMBERSHIPS ON SALE NOW OPEN Handicap - 1000m



27 February 2024 - 14:55
Track Rating: Soft 7, Weather: Overcast, Rail Position: +5.5m
1000m-W/Post, +2m Remainder

Section	Overall	800m	600m	400m	200m
Section Times	0:57.62 [5] (0:13.23)	0:44.39 [1] (0:10.33)	0:34.06 [2] (0:10.52)	0:23.54 [3] (0:11.03)	0:12.51 [3] (0:12.51)
Average Speed [km/h]	54.5	69.6	67.8	65.1	57.4
Top Speed [km/h]	71.3	71.5	69.5	66.7	62.1
Avg. Dist. to Rail [m]	2.6	1.4	2.8	2.0	1.1
Avg. Stride Freq. [Hz]	2.5	2.5	2.5	2.5	2.4
Avg. Stride Length [m]	6.4	7.2	6.8	6.9	6.7



- [] Ranking at each section and finish
- .-.- No data available at this section
- NA No data available



Horse/Jockey Name	Spellcatcher
Final Rank	6
Fastest Section Time (Section)	0:10.17 (800m)
Top Speed [km/h] (Section)	72.0 (800m)
Race State	Finished

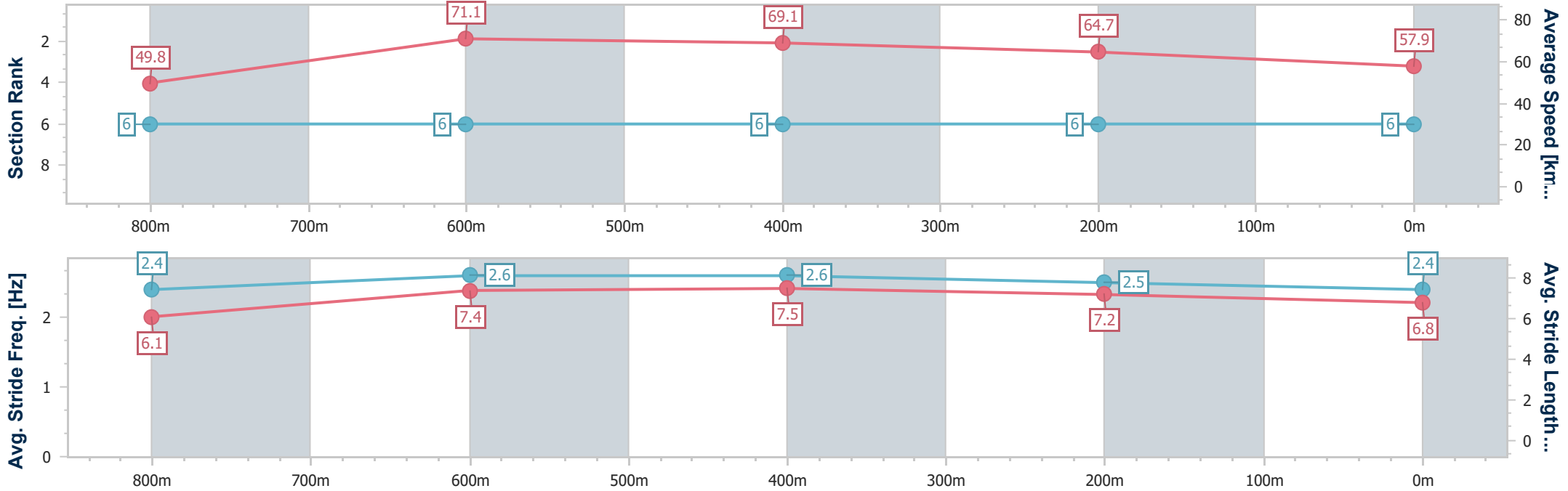


Townsville QLD Professional
Race 4: MEMBERSHIPS ON SALE NOW OPEN Handicap - 1000m



27 February 2024 - 14:55
Track Rating: Soft 7, Weather: Overcast, Rail Position: +5.5m
1000m-W/Post, +2m Remainder

Section	Overall	800m	600m	400m	200m
Section Times	0:58.42 [6] (0:14.49)	0:43.93 [6] (0:10.17)	0:33.76 [6] (0:10.29)	0:23.47 [6] (0:11.08)	0:12.39 [6] (0:12.39)
Average Speed [km/h]	49.8	71.1	69.1	64.7	57.9
Top Speed [km/h]	71.2	72.0	72.0	66.6	62.5
Avg. Dist. to Rail [m]	5.7	2.2	2.6	1.9	1.2
Avg. Stride Freq. [Hz]	2.4	2.6	2.6	2.5	2.4
Avg. Stride Length [m]	6.1	7.4	7.5	7.2	6.8



- [] Ranking at each section and finish
- .-.- No data available at this section
- NA No data available



Townsville QLD Professional

Race 5: LADBROKE IT! QTIS Three-Year-Old Maiden Handicap - 1000m

27 February 2024 - 15:37



Track Rating: Soft 6, Weather: Overcast, Rail Position: +5.5m 1000m-W/Post, +2m Remainder

Section		Overall	800m	600m	400m	200m	Last 600m					
Field Times		0:56.85 (0:10.62)	0:46.23 (0:07.68)	0:38.55 (0:08.53)	0:30.02 (0:14.26)	0:15.76 (0:15.76)	0:38.55					
Rank	TAB Horse/Jockey	Barrier	Top Speed [km/h]	Fastest Section	Margin					Distance Travelled [m]		
1	3 CATALINA DREAMING Gabrielle Semmens	3	72.2 800m	0:10.13 800m	0:56.85 [1] (0:13.45)	0:43.40 [2] (0:10.13)	0:33.27 [2] (0:10.45)	0:22.82 [2] (0:10.97)	0:11.85 [2] (0:11.85)	0:56.85	0:33.27	
2	8 KAI COME Adam Sewell	8	72.0 Overall	0:10.13 800m	0:57.21 [2] (0:13.59)	0:43.62 [3] (0:10.13)	0:33.49 [3] (0:10.44)	0:23.05 [3] (0:11.09)	0:11.96 [3] (0:11.96)	2.14L	0:33.49	+0
3	4 ROTH 'N' BUBBLE Carl Spry	4	72.4 800m	0:10.24 800m	0:57.63 [3] (0:13.90)	0:43.73 [6] (0:10.24)	0:33.49 [5] (0:10.52)	0:22.97 [5] (0:10.95)	0:12.02 [4] (0:12.02)	4.62L	0:33.49	+2
4	7 RIVALON Adrian Layt	7	72.4 800m	0:10.38 800m	0:57.88 [4] (0:13.86)	0:44.02 [5] (0:10.38)	0:33.64 [7] (0:10.53)	0:23.11 [6] (0:11.20)	0:11.91 [5] (0:11.91)	6.05L	0:33.64	-5
5	12 GROVERS PREDICTION Beau-Dene Appo	12	73.9 Overall	0:10.14 800m	0:58.71 [5] (0:13.84)	0:44.87 [4] (0:10.14)	0:34.73 [4] (0:10.67)	0:24.06 [4] (0:11.47)	0:12.59 [6] (0:12.59)	10.95L	0:34.73	+5
6	11 YANIT Tessa Townsend	11	70.7 Overall	0:10.44 800m	0:59.04 [6] (0:13.90)	0:45.14 [7] (0:10.44)	0:34.70 [8] (0:10.94)	0:23.76 [8] (0:11.60)	0:12.16 [8] (0:12.16)	12.9L	0:34.70	-1
7	2 NAHEIGHTKAY Scott Sheargold	2	69.6 800m	0:10.55 800m	0:59.31 [7] (0:14.23)	0:45.08 [9] (0:10.55)	0:34.53 [9] (0:10.94)	0:23.59 [9] (0:11.47)	0:12.12 [9] (0:12.12)	14.49L	0:34.53	+3
8	13 TING A LING Amanda Thomson	13	70.1 800m	0:10.14 800m	0:59.66 [8] (0:14.03)	0:45.63 [8] (0:10.14)	0:35.49 [6] (0:10.68)	0:24.81 [7] (0:11.83)	0:12.98 [7] (0:12.98)	16.52L	0:35.49	+0
9	10 EARTHA Ryan Wiggins	10	70.5 800m	0:07.68 800m	0:59.73 [9] (0:10.62)	0:49.11 [1] (0:07.68)	0:41.43 [1] (0:08.53)	0:32.90 [1] (0:14.26)	0:18.64 [1] (0:18.64)	16.97L	0:41.43	+7

Scratched: Moon Missile (#14), Kobie's Luck (#1), Lady Consort (#9), Jaakuna (#5), Mr Dollar (#6)

[] Ranking at each section and finish
 -:-:- No data available at this section
 NA No data available

SCN Saddle cloth number
 DNF Did not finish
 DNT Did not track



Horse/Jockey Name	Catalina Dreaming
Final Rank	1
Fastest Section Time (Section)	0:10.13 (800m)
Top Speed [km/h] (Section)	72.2 (800m)
Race State	Finished

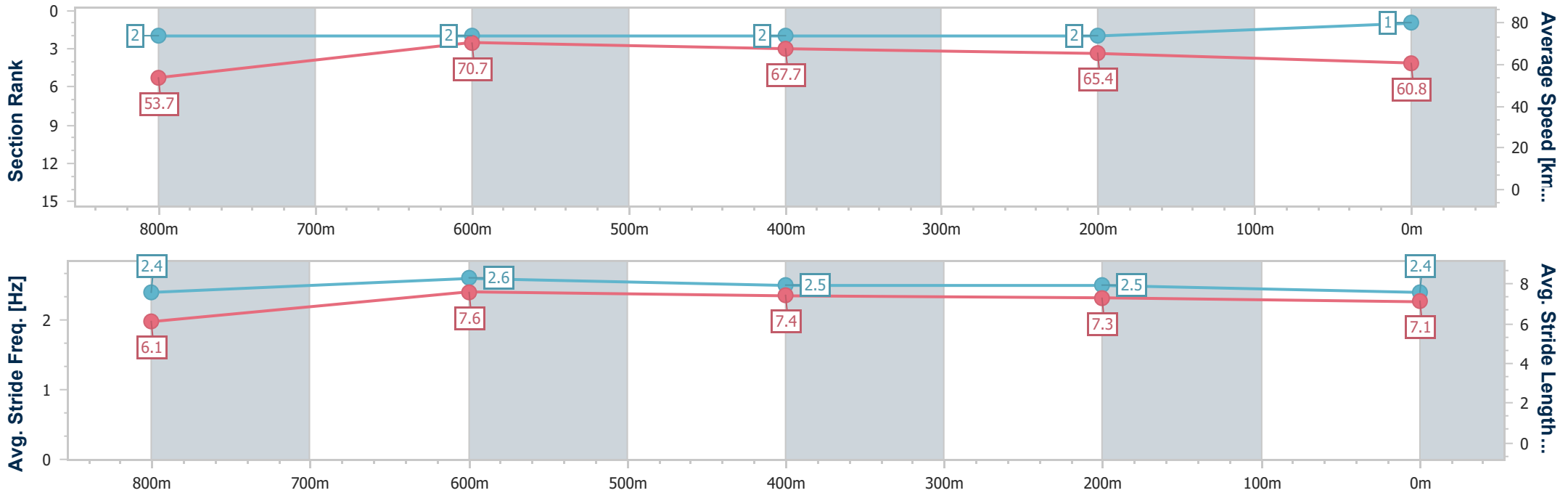


Townsville QLD Professional
Race 5: LADBROKE IT! QTIS Three-Year-Old Maiden Handicap - 1000m



27 February 2024 - 15:37
Track Rating: Soft 6, Weather: Overcast, Rail Position: +5.5m
1000m-W/Post, +2m Remainder

Section	Overall	800m	600m	400m	200m
Section Times	0:56.85 [1] (0:13.45)	0:43.40 [2] (0:10.13)	0:33.27 [2] (0:10.45)	0:22.82 [2] (0:10.97)	0:11.85 [2] (0:11.85)
Average Speed [km/h]	53.7	70.7	67.7	65.4	60.8
Top Speed [km/h]	71.5	72.2	70.5	66.3	63.3
Avg. Dist. to Rail [m]	3.8	1.6	3.4	3.1	1.0
Avg. Stride Freq. [Hz]	2.4	2.6	2.5	2.5	2.4
Avg. Stride Length [m]	6.1	7.6	7.4	7.3	7.1



- [] Ranking at each section and finish
- .-.- No data available at this section
- NA No data available



Horse/Jockey Name	Kai Come
Final Rank	2
Fastest Section Time (Section)	0:10.13 (800m)
Top Speed [km/h] (Section)	72.0 (Overall)
Race State	Finished

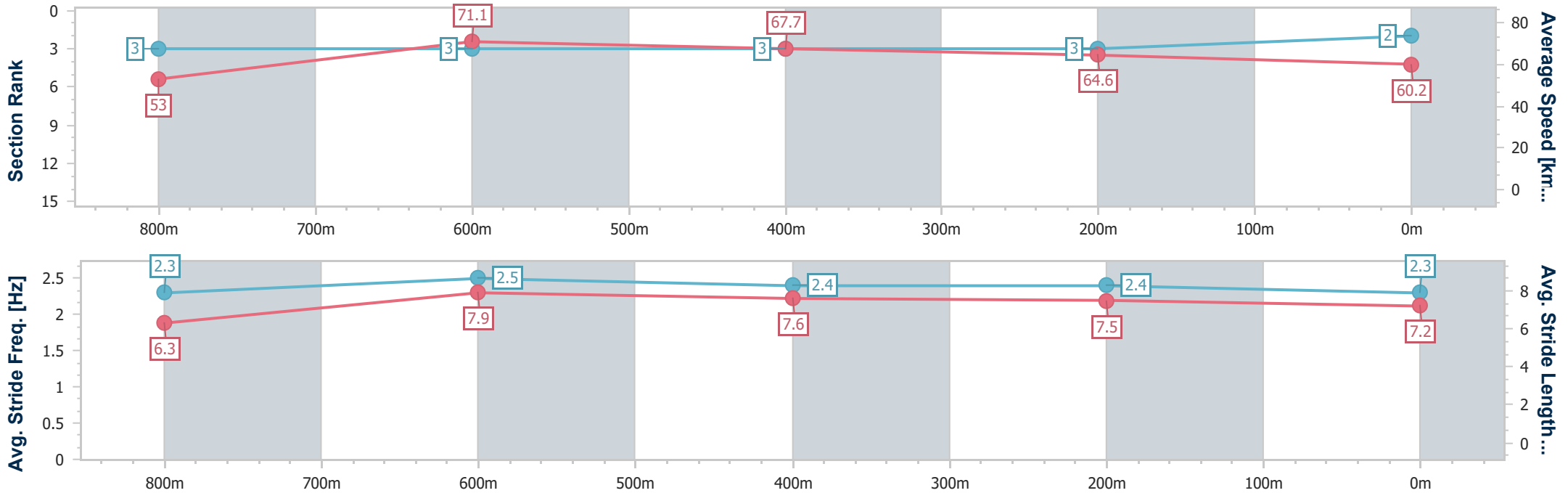


Townsville QLD Professional
Race 5: LADBROKE IT! QTIS Three-Year-Old Maiden Handicap - 1000m



27 February 2024 - 15:37
Track Rating: Soft 6, Weather: Overcast, Rail Position: +5.5m
1000m-W/Post, +2m Remainder

Section	Overall	800m	600m	400m	200m
Section Times	0:57.21 [2] (0:13.59)	0:43.62 [3] (0:10.13)	0:33.49 [3] (0:10.44)	0:23.05 [3] (0:11.09)	0:11.96 [3] (0:11.96)
Average Speed [km/h]	53.0	71.1	67.7	64.6	60.2
Top Speed [km/h]	72.0	72.0	69.3	65.8	62.9
Avg. Dist. to Rail [m]	6.3	2.0	3.6	1.8	0.4
Avg. Stride Freq. [Hz]	2.3	2.5	2.4	2.4	2.3
Avg. Stride Length [m]	6.3	7.9	7.6	7.5	7.2



- [] Ranking at each section and finish
- .-.- No data available at this section
- NA No data available



Horse/Jockey Name	Roth 'N' Bubble
Final Rank	3
Fastest Section Time (Section)	0:10.24 (800m)
Top Speed [km/h] (Section)	72.4 (800m)
Race State	Finished

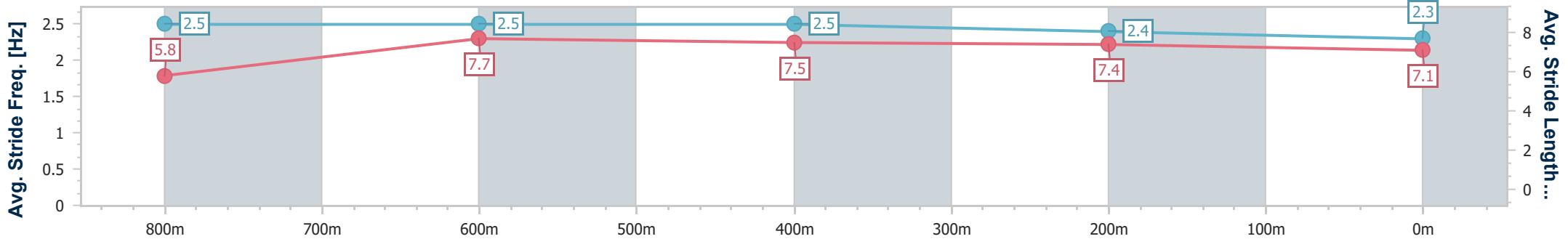
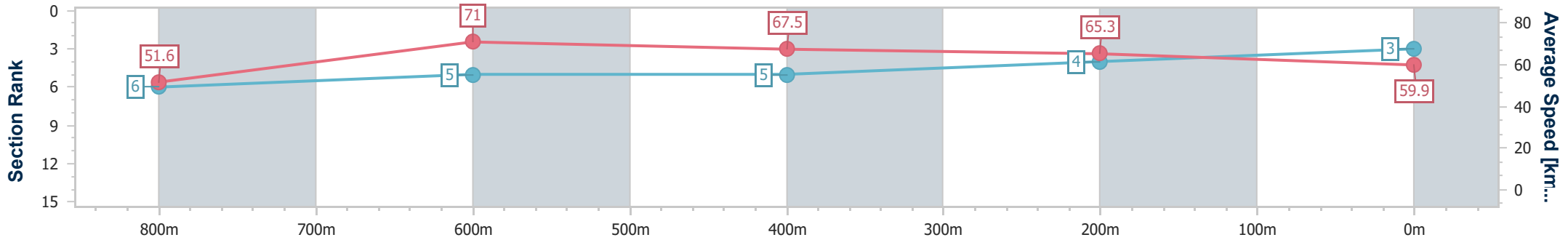


Townsville QLD Professional
Race 5: LADBROKE IT! QTIS Three-Year-Old Maiden Handicap - 1000m



27 February 2024 - 15:37
Track Rating: Soft 6, Weather: Overcast, Rail Position: +5.5m
1000m-W/Post, +2m Remainder

Section	Overall	800m	600m	400m	200m
Section Times	0:57.63 [3] (0:13.90)	0:43.73 [6] (0:10.24)	0:33.49 [5] (0:10.52)	0:22.97 [5] (0:10.95)	0:12.02 [4] (0:12.02)
Average Speed [km/h]	51.6	71.0	67.5	65.3	59.9
Top Speed [km/h]	71.0	72.4	69.3	66.7	63.6
Avg. Dist. to Rail [m]	3.7	2.3	3.1	2.6	1.0
Avg. Stride Freq. [Hz]	2.5	2.5	2.5	2.4	2.3
Avg. Stride Length [m]	5.8	7.7	7.5	7.4	7.1



- [] Ranking at each section and finish
- .-.- No data available at this section
- NA No data available



Horse/Jockey Name	Rivalon
Final Rank	4
Fastest Section Time (Section)	0:10.38 (800m)
Top Speed [km/h] (Section)	72.4 (800m)
Race State	Finished

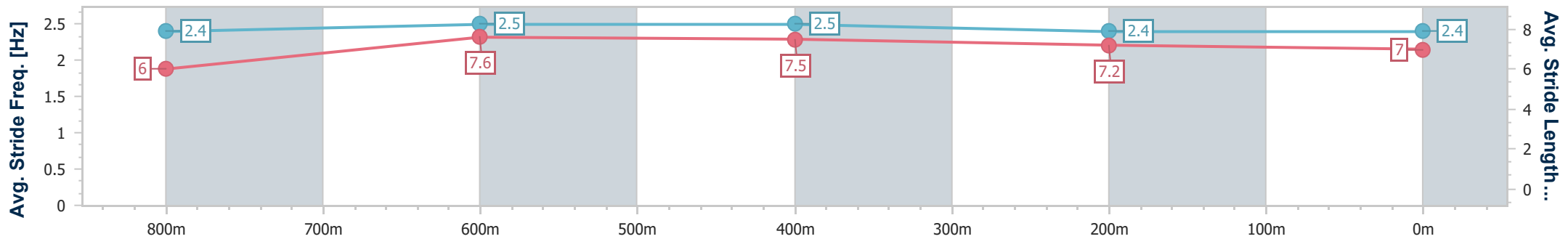
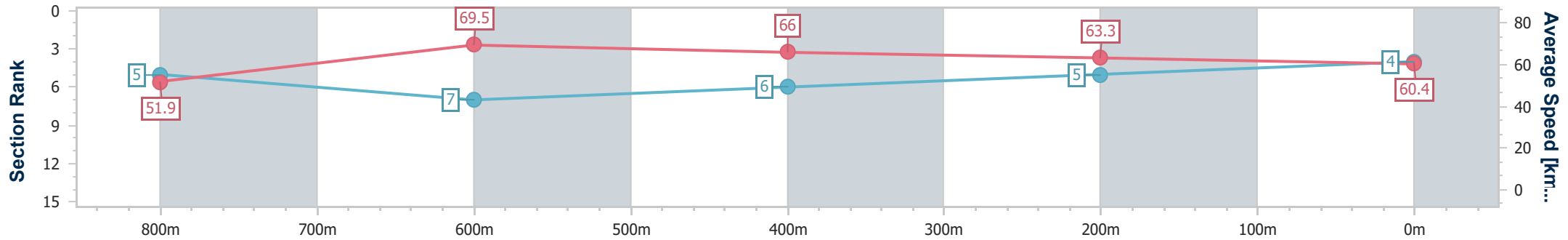


Townsville QLD Professional
Race 5: LADBROKE IT! QTIS Three-Year-Old Maiden Handicap - 1000m



27 February 2024 - 15:37
Track Rating: Soft 6, Weather: Overcast, Rail Position: +5.5m
1000m-W/Post, +2m Remainder

Section	Overall	800m	600m	400m	200m
Section Times	0:57.88 [4] (0:13.86)	0:44.02 [5] (0:10.38)	0:33.64 [7] (0:10.53)	0:23.11 [6] (0:11.20)	0:11.91 [5] (0:11.91)
Average Speed [km/h]	51.9	69.5	66.0	63.3	60.4
Top Speed [km/h]	71.6	72.4	67.7	64.3	62.5
Avg. Dist. to Rail [m]	2.1	2.4	7.5	6.8	3.1
Avg. Stride Freq. [Hz]	2.4	2.5	2.5	2.4	2.4
Avg. Stride Length [m]	6.0	7.6	7.5	7.2	7.0



- [] Ranking at each section and finish
- .-.- No data available at this section
- NA No data available



Horse/Jockey Name	Grovers Prediction
Final Rank	5
Fastest Section Time (Section)	0:10.14 (800m)
Top Speed [km/h] (Section)	73.9 (Overall)
Race State	Finished

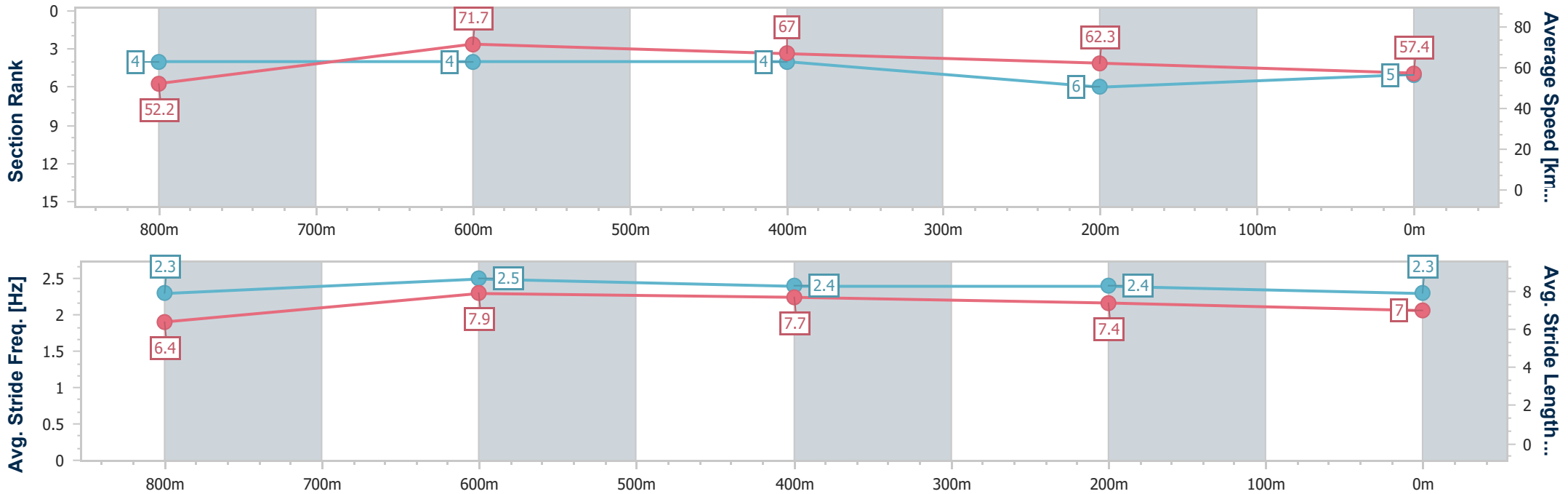


Townsville QLD Professional
Race 5: LADBROKE IT! QTIS Three-Year-Old Maiden Handicap - 1000m



27 February 2024 - 15:37
Track Rating: Soft 6, Weather: Overcast, Rail Position: +5.5m
1000m-W/Post, +2m Remainder

Section	Overall	800m	600m	400m	200m
Section Times	0:58.71 [5] (0:13.84)	0:44.87 [4] (0:10.14)	0:34.73 [4] (0:10.67)	0:24.06 [4] (0:11.47)	0:12.59 [6] (0:12.59)
Average Speed [km/h]	52.2	71.7	67.0	62.3	57.4
Top Speed [km/h]	73.9	73.4	71.1	65.9	59.4
Avg. Dist. to Rail [m]	6.2	3.4	1.9	1.9	0.8
Avg. Stride Freq. [Hz]	2.3	2.5	2.4	2.4	2.3
Avg. Stride Length [m]	6.4	7.9	7.7	7.4	7.0



- [] Ranking at each section and finish
- .-.- No data available at this section
- NA No data available



Horse/Jockey Name	Yanit
Final Rank	6
Fastest Section Time (Section)	0:10.44 (800m)
Top Speed [km/h] (Section)	70.7 (Overall)
Race State	Finished

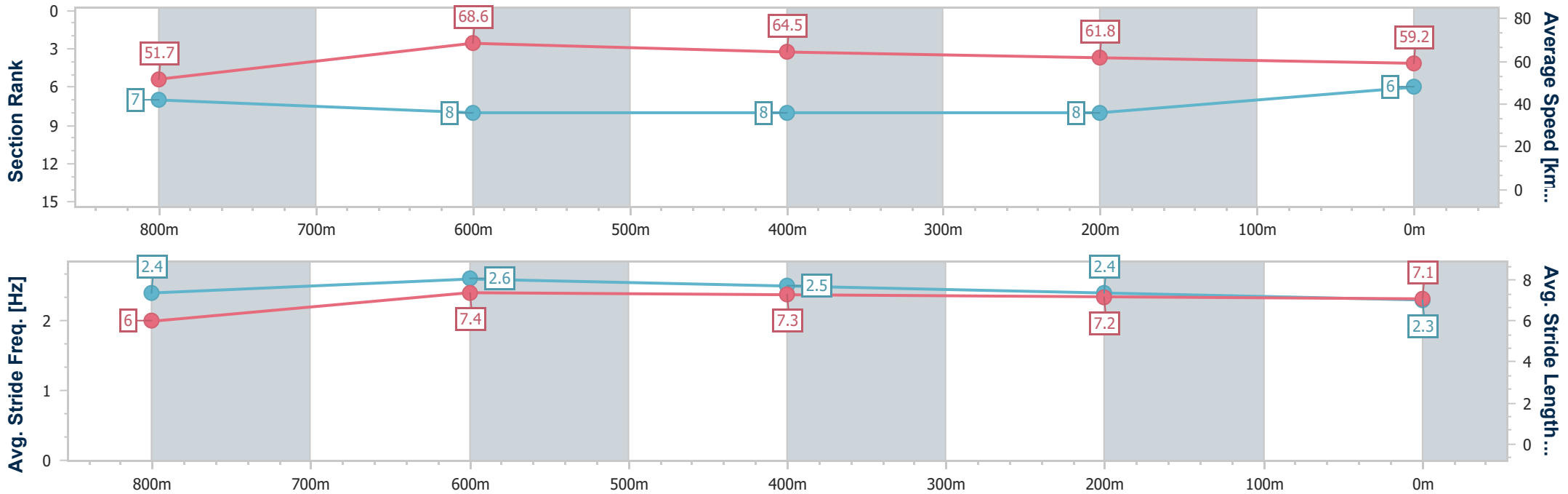


Townsville QLD Professional
Race 5: LADBROKE IT! QTIS Three-Year-Old Maiden Handicap - 1000m



27 February 2024 - 15:37
Track Rating: Soft 6, Weather: Overcast, Rail Position: +5.5m
1000m-W/Post, +2m Remainder

Section	Overall	800m	600m	400m	200m
Section Times	0:59.04 [6] (0:13.90)	0:45.14 [7] (0:10.44)	0:34.70 [8] (0:10.94)	0:23.76 [8] (0:11.60)	0:12.16 [8] (0:12.16)
Average Speed [km/h]	51.7	68.6	64.5	61.8	59.2
Top Speed [km/h]	70.7	70.4	66.8	63.8	61.5
Avg. Dist. to Rail [m]	2.0	1.4	3.8	1.9	3.1
Avg. Stride Freq. [Hz]	2.4	2.6	2.5	2.4	2.3
Avg. Stride Length [m]	6.0	7.4	7.3	7.2	7.1



- [] Ranking at each section and finish
- .-.- No data available at this section
- NA No data available



Horse/Jockey Name	Naheightkay
Final Rank	7
Fastest Section Time (Section)	0:10.55 (800m)
Top Speed [km/h] (Section)	69.6 (800m)
Race State	Finished

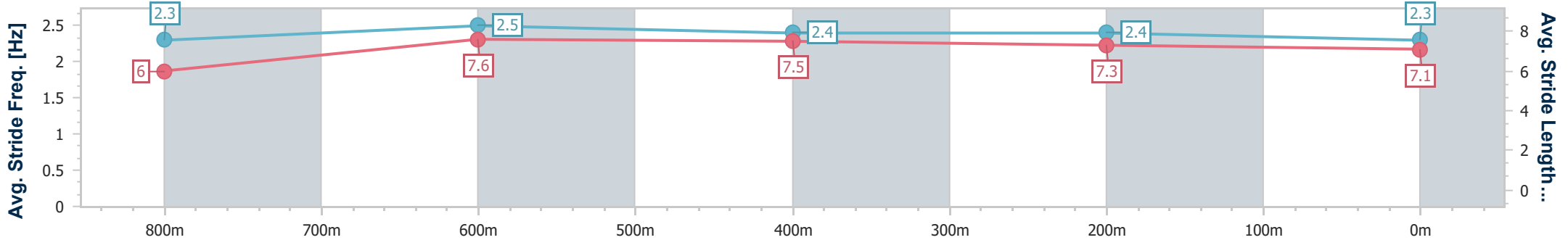
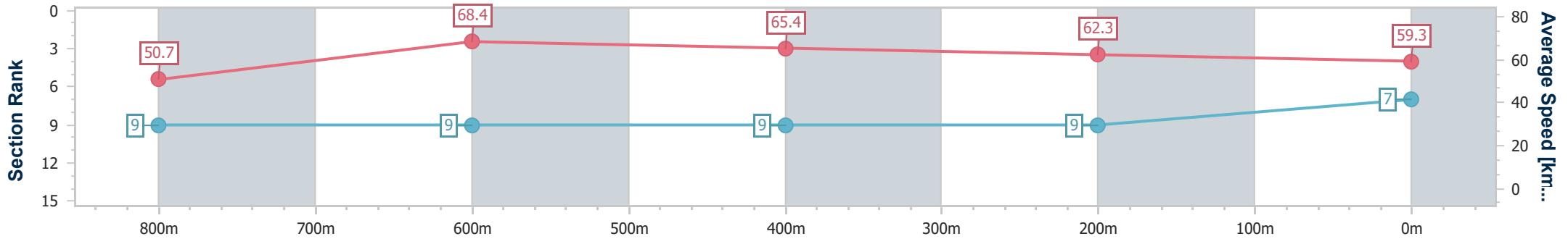


Townsville QLD Professional
Race 5: LADBROKE IT! QTIS Three-Year-Old Maiden Handicap - 1000m



27 February 2024 - 15:37
Track Rating: Soft 6, Weather: Overcast, Rail Position: +5.5m
1000m-W/Post, +2m Remainder

Section	Overall	800m	600m	400m	200m
Section Times	0:59.31 [7] (0:14.23)	0:45.08 [9] (0:10.55)	0:34.53 [9] (0:10.94)	0:23.59 [9] (0:11.47)	0:12.12 [9] (0:12.12)
Average Speed [km/h]	50.7	68.4	65.4	62.3	59.3
Top Speed [km/h]	69.4	69.6	67.6	63.4	61.2
Avg. Dist. to Rail [m]	3.1	1.8	1.9	1.7	0.7
Avg. Stride Freq. [Hz]	2.3	2.5	2.4	2.4	2.3
Avg. Stride Length [m]	6.0	7.6	7.5	7.3	7.1



- [] Ranking at each section and finish
- .-.- No data available at this section
- NA No data available



Horse/Jockey Name	Ting A Ling
Final Rank	8
Fastest Section Time (Section)	0:10.14 (800m)
Top Speed [km/h] (Section)	70.1 (800m)
Race State	Finished



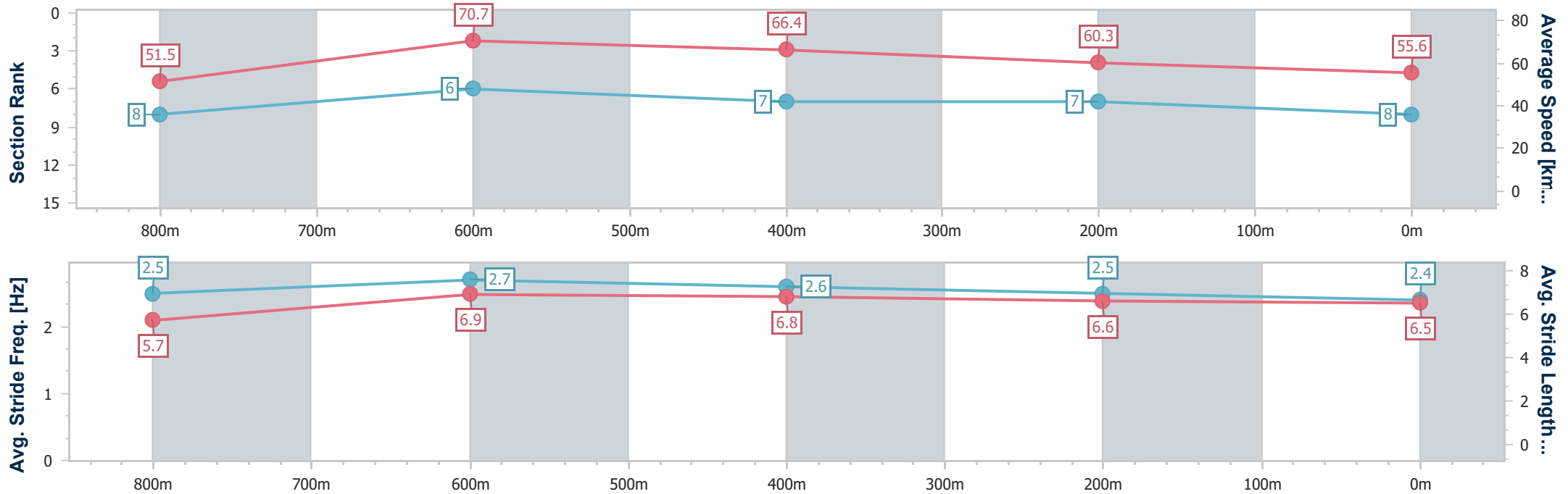
Townsville QLD Professional
Race 5: LADBROKE IT! QTIS Three-Year-Old Maiden Handicap - 1000m



27 February 2024 - 15:37

Track Rating: Soft 6, Weather: Overcast, Rail Position: +5.5m
1000m-W/Post, +2m Remainder

Section	Overall	800m	600m	400m	200m
Section Times	0:59.66 [8] (0:14.03)	0:45.63 [8] (0:10.14)	0:35.49 [6] (0:10.68)	0:24.81 [7] (0:11.83)	0:12.98 [7] (0:12.98)
Average Speed [km/h]	51.5	70.7	66.4	60.3	55.6
Top Speed [km/h]	69.3	70.1	67.4	63.6	58.3
Avg. Dist. to Rail [m]	1.7	1.5	3.4	2.1	1.5
Avg. Stride Freq. [Hz]	2.5	2.7	2.6	2.5	2.4
Avg. Stride Length [m]	5.7	6.9	6.8	6.6	6.5



- [] Ranking at each section and finish
- .-.- No data available at this section
- NA No data available



Horse/Jockey Name	Eartha
Final Rank	9
Fastest Section Time (Section)	0:07.68 (800m)
Top Speed [km/h] (Section)	70.5 (800m)
Race State	Finished



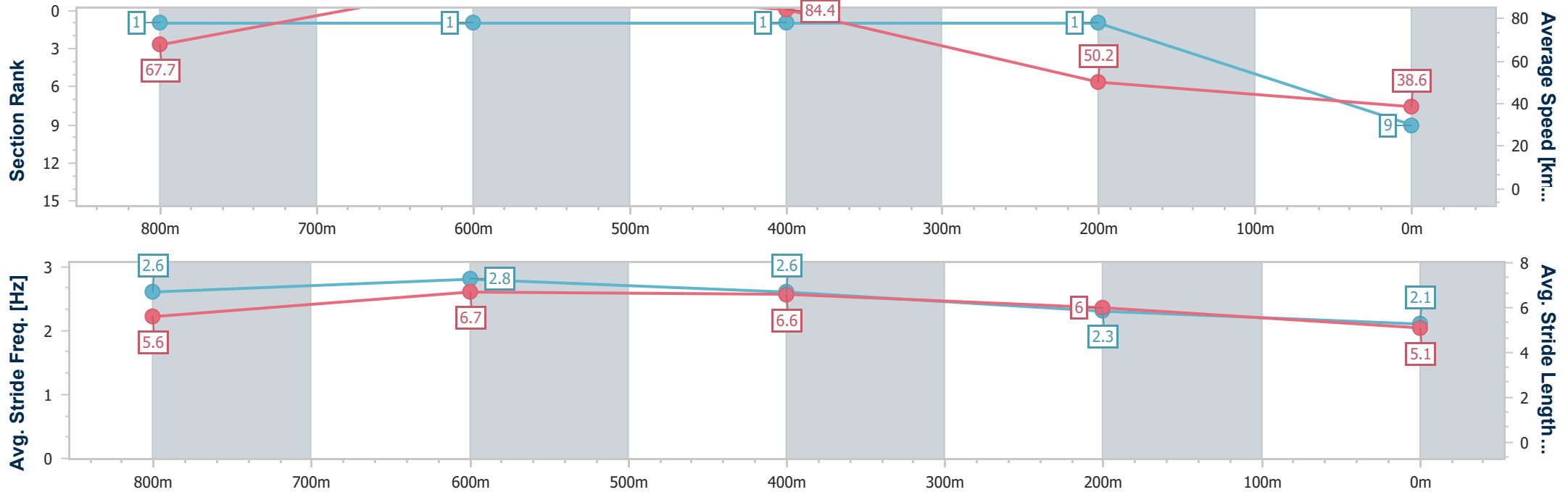
Townsville QLD Professional
Race 5: LADBROKE IT! QTIS Three-Year-Old Maiden Handicap - 1000m



27 February 2024 - 15:37

Track Rating: Soft 6, Weather: Overcast, Rail Position: +5.5m
1000m-W/Post, +2m Remainder

Section	Overall	800m	600m	400m	200m
Section Times	0:59.73 [9] (0:10.62)	0:49.11 [1] (0:07.68)	0:41.43 [1] (0:08.53)	0:32.90 [1] (0:14.26)	0:18.64 [1] (0:18.64)
Average Speed [km/h]	67.7	95.2	84.4	50.2	38.6
Top Speed [km/h]	70.4	70.5	65.1	57.9	44.6
Avg. Dist. to Rail [m]	5.0	3.5	1.1	1.3	1.5
Avg. Stride Freq. [Hz]	2.6	2.8	2.6	2.3	2.1
Avg. Stride Length [m]	5.6	6.7	6.6	6.0	5.1



- [] Ranking at each section and finish
- .-.- No data available at this section
- NA No data available



Townsville QLD Professional

Race 6: LADBROKES BET TICKER BENCHMARK 58 Handicap - 1000m

27 February 2024 - 16:11



Track Rating: SOFT 6, Weather: Fine, Rail Position: +5.5M 1000M-W.P, +2M REMAINDER

Section											Last 600m		
Field Times		Overall	800m	600m	400m	200m							
		0:57.10 (0:13.39)	0:43.71 (0:09.96)	0:33.75 (0:10.47)	0:23.28 (0:11.30)	0:11.98 (0:11.98)						0:33.75	
Rank	TAB	Horse/Jockey	Barrier	Top Speed [km/h]	Fastest Section						Margin	Distance Travelled [m]	
1	2	BRINGYATICKET	2	71.3	0:10.32	0:57.10 [1]	0:43.37 [6]	0:33.04 [6]	0:22.72 [5]	0:11.83 [3]	0:57.10	0:33.04	
		Ryan Wiggins		600m	600m	(0:13.73)	(0:10.33)	(0:10.32)	(0:10.89)	(0:11.83)			
2	8	BOOMALINA	8	71.9	0:10.23	0:57.25 [2]	0:43.86 [1]	0:33.63 [3]	0:23.13 [4]	0:12.10 [2]	0.87L	0:33.63	-1
		Adam Sewell		800m	800m	(0:13.39)	(0:10.23)	(0:10.50)	(0:11.03)	(0:12.10)			
3	3	THUMANI	3	72.7	0:09.95	0:57.30 [3]	0:43.90 [2]	0:33.95 [1]	0:23.48 [1]	0:12.18 [1]	1.19L	0:33.95	-1
		Frank Edwards		800m	800m	(0:13.40)	(0:09.95)	(0:10.47)	(0:11.30)	(0:12.18)			
4	1	HIT SNOOZE	1	72.0	0:10.21	0:57.47 [4]	0:44.06 [3]	0:33.85 [2]	0:23.35 [3]	0:12.12 [4]	2.19L	0:33.85	+2
		Tessa Townsend		800m	800m	(0:13.41)	(0:10.21)	(0:10.50)	(0:11.23)	(0:12.12)			
5	7	WICKLOW LASS	7	72.4	0:10.07	0:57.59 [5]	0:43.98 [4]	0:33.91 [4]	0:23.48 [2]	0:12.17 [5]	2.91L	0:33.91	+0
		Jason Taylor		800m	800m	(0:13.61)	(0:10.07)	(0:10.43)	(0:11.31)	(0:12.17)			
6	9	TENNAGAIN	9	71.6	0:10.28	0:57.61 [6]	0:43.77 [7]	0:33.49 [7]	0:22.96 [7]	0:11.79 [7]	3.02L	0:33.49	+1
		Adam Spinks		800m	800m	(0:13.84)	(0:10.28)	(0:10.53)	(0:11.17)	(0:11.79)			
7	4	VILA TINTO	4	71.6	0:10.31	0:57.65 [7]	0:44.02 [5]	0:33.71 [5]	0:23.19 [6]	0:12.09 [6]	3.22L	0:33.71	+3
		Nathan Thomas		800m	800m	(0:13.63)	(0:10.31)	(0:10.52)	(0:11.10)	(0:12.09)			
8	10	MISHANI PATRIOT	10	66.6	0:10.93	1:01.12 [8]	0:46.05 [8]	0:35.12 [8]	0:24.14 [8]	0:12.50 [8]	23.65L	0:35.12	-5
		Beau-Dene Appo		800m	800m	(0:15.07)	(0:10.93)	(0:10.98)	(0:11.64)	(0:12.50)			

Scratched: Kihi (#6), Flaming Homer (#5)

[] Ranking at each section and finish
 -:-:- No data available at this section
 NA No data available

SCN Saddle cloth number
 DNF Did not finish
 DNT Did not track



Horse/Jockey Name	Bringyaticket
Final Rank	1
Fastest Section Time (Section)	0:10.32 (600m)
Top Speed [km/h] (Section)	71.3 (600m)
Race State	Finished



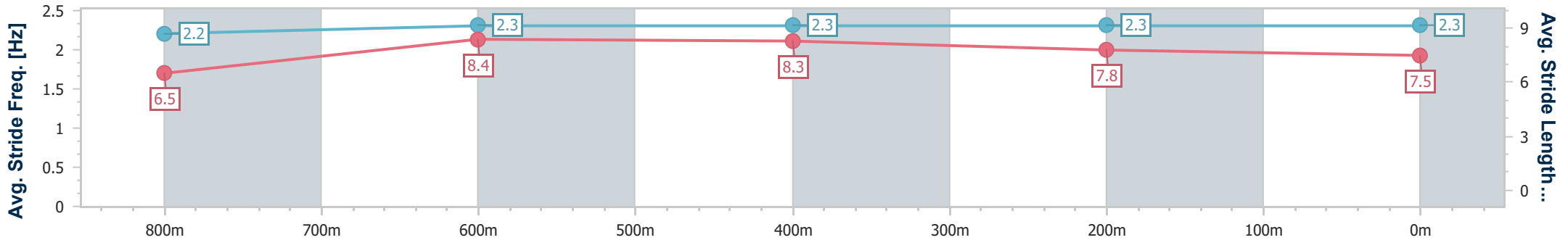
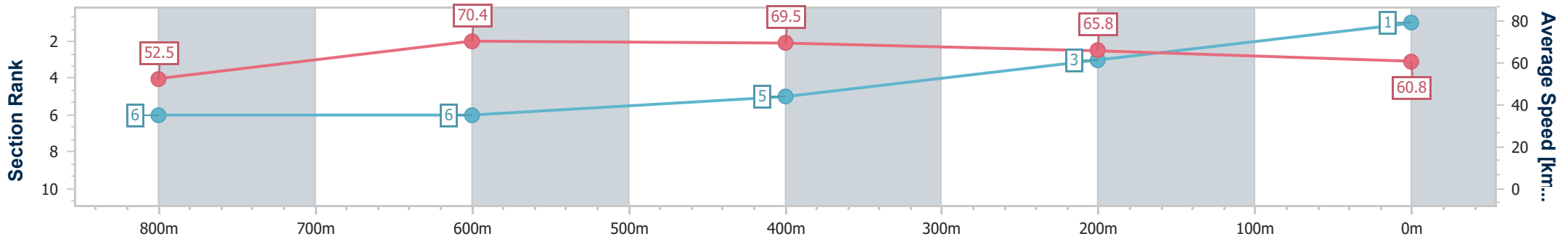
Townsville QLD Professional
Race 6: LADBROKES BET TICKER BENCHMARK 58 Handicap - 1000m



27 February 2024 - 16:11

Track Rating: SOFT 6, Weather: Fine, Rail Position: +5.5M 1000M-W.P, +2M REMAINDER

Section	Overall	800m	600m	400m	200m
Section Times	0:57.10 [1] (0:13.73)	0:43.37 [6] (0:10.33)	0:33.04 [6] (0:10.32)	0:22.72 [5] (0:10.89)	0:11.83 [3] (0:11.83)
Average Speed [km/h]	52.5	70.4	69.5	65.8	60.8
Top Speed [km/h]	69.3	71.3	71.3	67.5	63.6
Avg. Dist. to Rail [m]	4.7	3.2	1.6	1.4	0.6
Avg. Stride Freq. [Hz]	2.2	2.3	2.3	2.3	2.3
Avg. Stride Length [m]	6.5	8.4	8.3	7.8	7.5



- [] Ranking at each section and finish
- .-.- No data available at this section
- NA No data available



Horse/Jockey Name	Boomalina
Final Rank	2
Fastest Section Time (Section)	0:10.23 (800m)
Top Speed [km/h] (Section)	71.9 (800m)
Race State	Finished



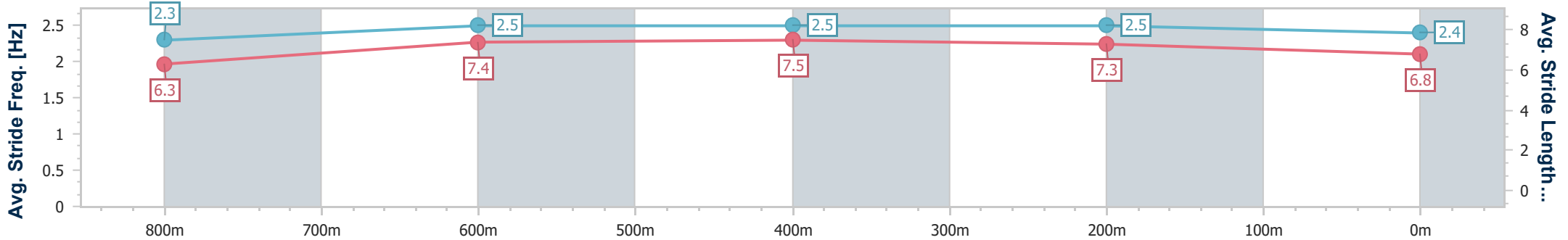
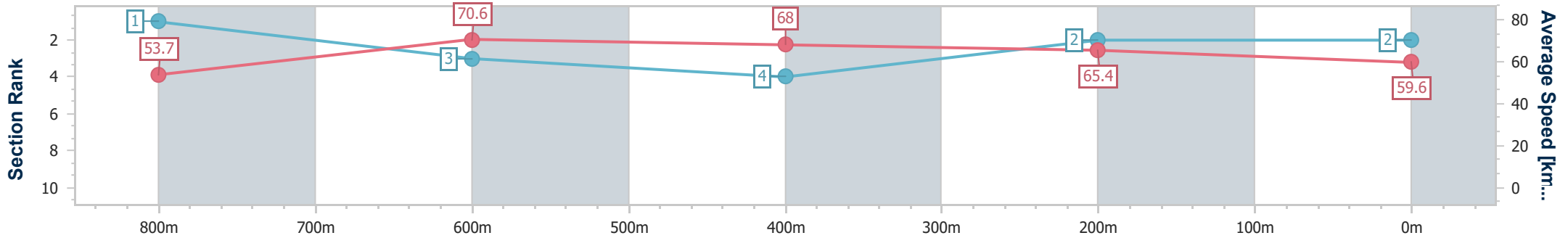
Townsville QLD Professional
Race 6: LADBROKES BET TICKER BENCHMARK 58 Handicap - 1000m



27 February 2024 - 16:11

Track Rating: SOFT 6, Weather: Fine, Rail Position: +5.5M 1000M-W.P, +2M REMAINDER

Section	Overall	800m	600m	400m	200m
Section Times	0:57.25 [2] (0:13.39)	0:43.86 [1] (0:10.23)	0:33.63 [3] (0:10.50)	0:23.13 [4] (0:11.03)	0:12.10 [2] (0:12.10)
Average Speed [km/h]	53.7	70.6	68.0	65.4	59.6
Top Speed [km/h]	68.8	71.9	70.0	66.3	63.9
Avg. Dist. to Rail [m]	5.5	1.8	1.6	1.8	2.6
Avg. Stride Freq. [Hz]	2.3	2.5	2.5	2.5	2.4
Avg. Stride Length [m]	6.3	7.4	7.5	7.3	6.8



- [] Ranking at each section and finish
- .-.- No data available at this section
- NA No data available



Horse/Jockey Name	Thumani
Final Rank	3
Fastest Section Time (Section)	0:09.95 (800m)
Top Speed [km/h] (Section)	72.7 (800m)
Race State	Finished



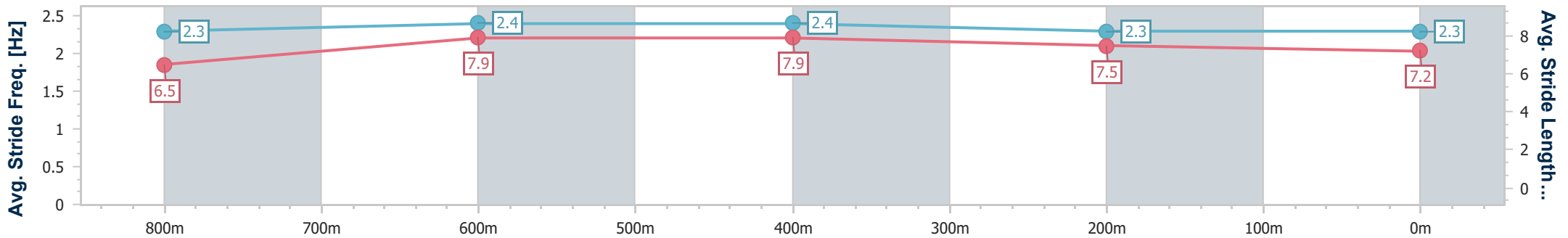
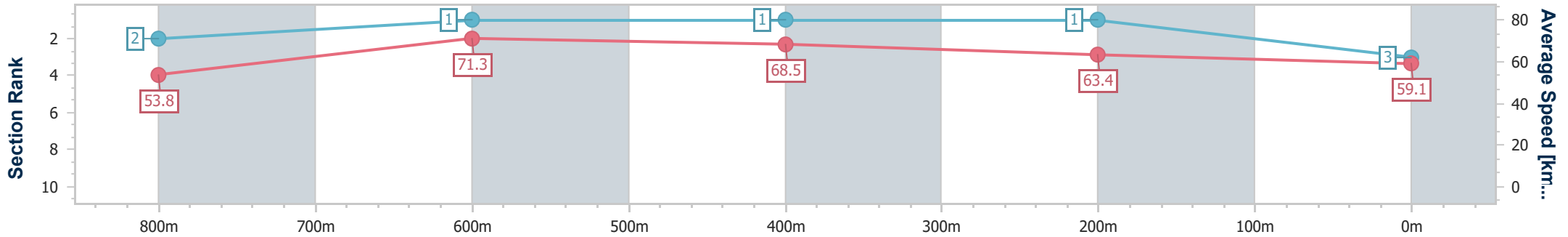
Townsville QLD Professional
Race 6: LADBROKES BET TICKER BENCHMARK 58 Handicap - 1000m



27 February 2024 - 16:11

Track Rating: SOFT 6, Weather: Fine, Rail Position: +5.5M 1000M-W.P, +2M REMAINDER

Section	Overall	800m	600m	400m	200m
Section Times	0:57.30 [3] (0:13.40)	0:43.90 [2] (0:09.95)	0:33.95 [1] (0:10.47)	0:23.48 [1] (0:11.30)	0:12.18 [1] (0:12.18)
Average Speed [km/h]	53.8	71.3	68.5	63.4	59.1
Top Speed [km/h]	72.3	72.7	71.0	66.1	63.6
Avg. Dist. to Rail [m]	3.9	1.3	1.2	1.7	1.2
Avg. Stride Freq. [Hz]	2.3	2.4	2.4	2.3	2.3
Avg. Stride Length [m]	6.5	7.9	7.9	7.5	7.2



- [] Ranking at each section and finish
- .-.- No data available at this section
- NA No data available



Horse/Jockey Name	Hit Snooze
Final Rank	4
Fastest Section Time (Section)	0:10.21 (800m)
Top Speed [km/h] (Section)	72.0 (800m)
Race State	Finished



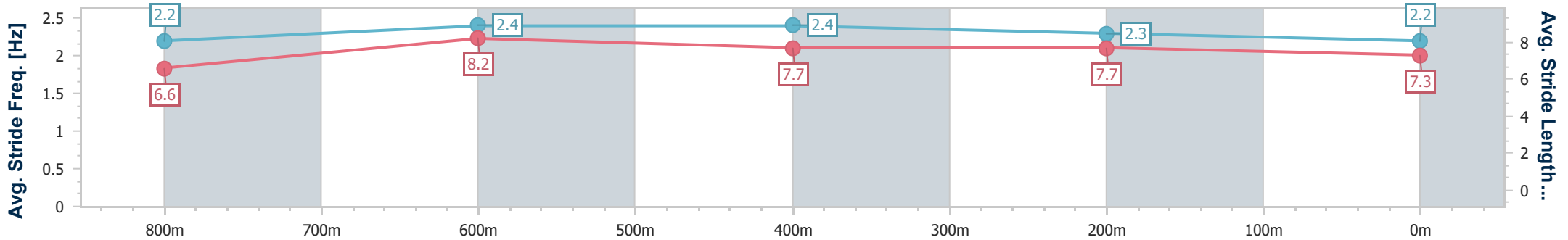
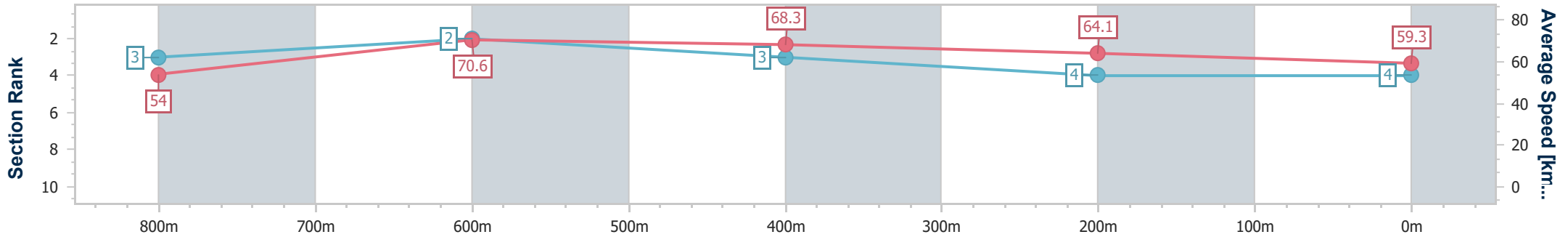
Townsville QLD Professional
Race 6: LADBROKES BET TICKER BENCHMARK 58 Handicap - 1000m



27 February 2024 - 16:11

Track Rating: SOFT 6, Weather: Fine, Rail Position: +5.5M 1000M-W.P, +2M REMAINDER

Section	Overall	800m	600m	400m	200m
Section Times	0:57.47 [4] (0:13.41)	0:44.06 [3] (0:10.21)	0:33.85 [2] (0:10.50)	0:23.35 [3] (0:11.23)	0:12.12 [4] (0:12.12)
Average Speed [km/h]	54.0	70.6	68.3	64.1	59.3
Top Speed [km/h]	71.3	72.0	71.5	66.2	61.9
Avg. Dist. to Rail [m]	7.2	3.4	0.9	0.9	2.2
Avg. Stride Freq. [Hz]	2.2	2.4	2.4	2.3	2.2
Avg. Stride Length [m]	6.6	8.2	7.7	7.7	7.3



- [] Ranking at each section and finish
- .-.- No data available at this section
- NA No data available



Horse/Jockey Name	Wicklow Lass
Final Rank	5
Fastest Section Time (Section)	0:10.07 (800m)
Top Speed [km/h] (Section)	72.4 (800m)
Race State	Finished



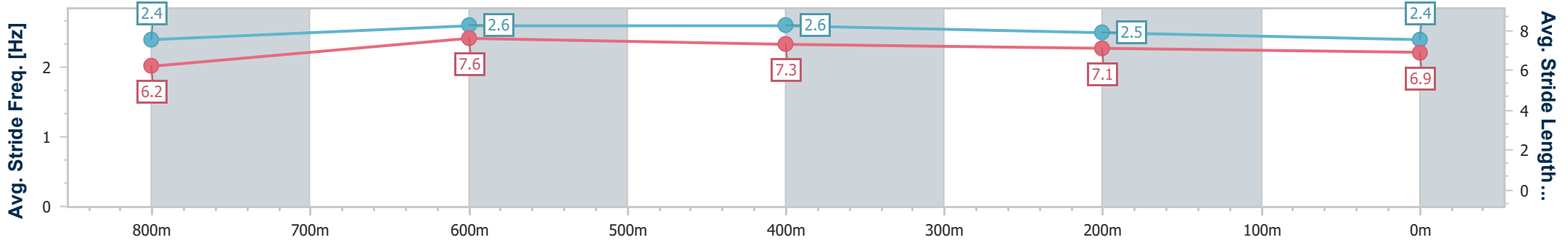
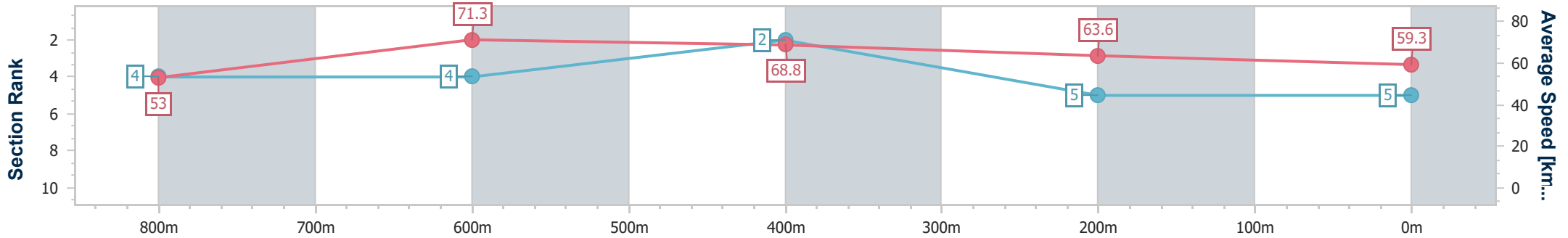
Townsville QLD Professional
Race 6: LADBROKES BET TICKER BENCHMARK 58 Handicap - 1000m



27 February 2024 - 16:11

Track Rating: SOFT 6, Weather: Fine, Rail Position: +5.5M 1000M-W.P, +2M REMAINDER

Section	Overall	800m	600m	400m	200m
Section Times	0:57.59 [5] (0:13.61)	0:43.98 [4] (0:10.07)	0:33.91 [4] (0:10.43)	0:23.48 [2] (0:11.31)	0:12.17 [5] (0:12.17)
Average Speed [km/h]	53.0	71.3	68.8	63.6	59.3
Top Speed [km/h]	70.9	72.4	71.0	66.2	62.3
Avg. Dist. to Rail [m]	3.4	1.4	1.1	1.6	0.7
Avg. Stride Freq. [Hz]	2.4	2.6	2.6	2.5	2.4
Avg. Stride Length [m]	6.2	7.6	7.3	7.1	6.9



- [] Ranking at each section and finish
- .-.- No data available at this section
- NA No data available



Horse/Jockey Name	Tennagain
Final Rank	6
Fastest Section Time (Section)	0:10.28 (800m)
Top Speed [km/h] (Section)	71.6 (800m)
Race State	Finished



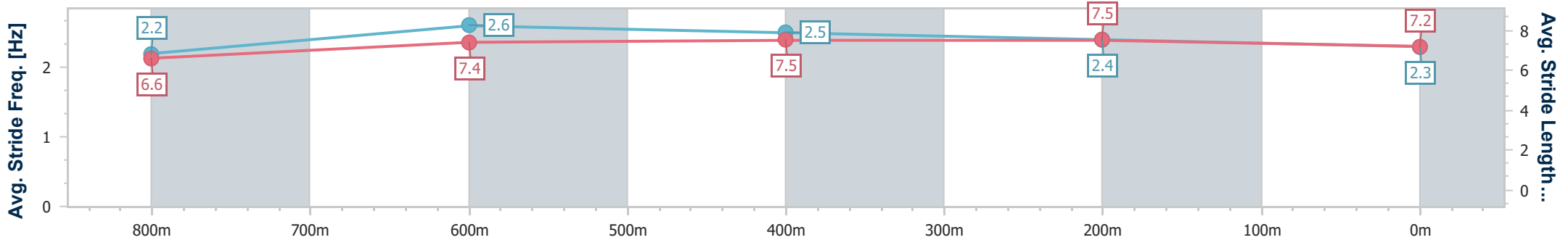
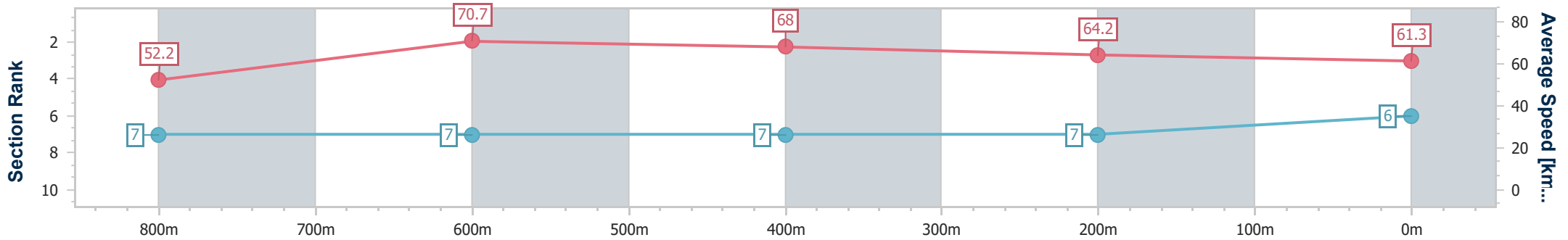
Townsville QLD Professional
Race 6: LADBROKES BET TICKER BENCHMARK 58 Handicap - 1000m



27 February 2024 - 16:11

Track Rating: SOFT 6, Weather: Fine, Rail Position: +5.5M 1000M-W.P, +2M REMAINDER

Section	Overall	800m	600m	400m	200m
Section Times	0:57.61 [6] (0:13.84)	0:43.77 [7] (0:10.28)	0:33.49 [7] (0:10.53)	0:22.96 [7] (0:11.17)	0:11.79 [7] (0:11.79)
Average Speed [km/h]	52.2	70.7	68.0	64.2	61.3
Top Speed [km/h]	71.4	71.6	71.3	66.8	63.0
Avg. Dist. to Rail [m]	5.1	3.2	1.7	1.0	1.8
Avg. Stride Freq. [Hz]	2.2	2.6	2.5	2.4	2.3
Avg. Stride Length [m]	6.6	7.4	7.5	7.5	7.2



- [] Ranking at each section and finish
- .-.- No data available at this section
- NA No data available



Horse/Jockey Name	Vila Tinto
Final Rank	7
Fastest Section Time (Section)	0:10.31 (800m)
Top Speed [km/h] (Section)	71.6 (800m)
Race State	Finished



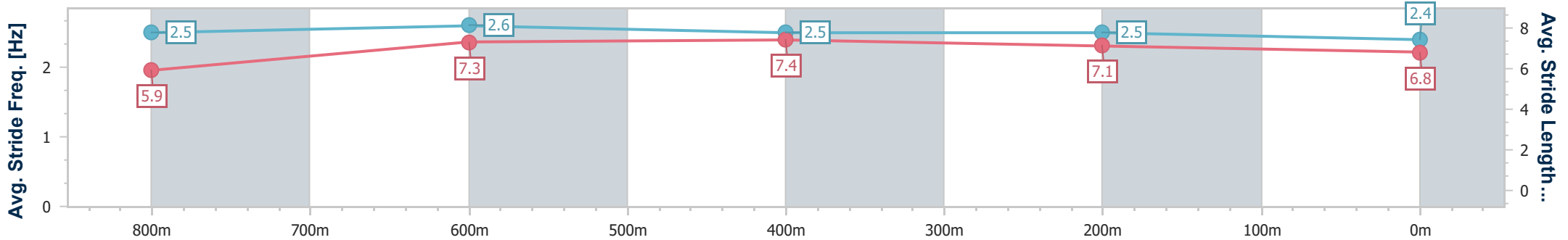
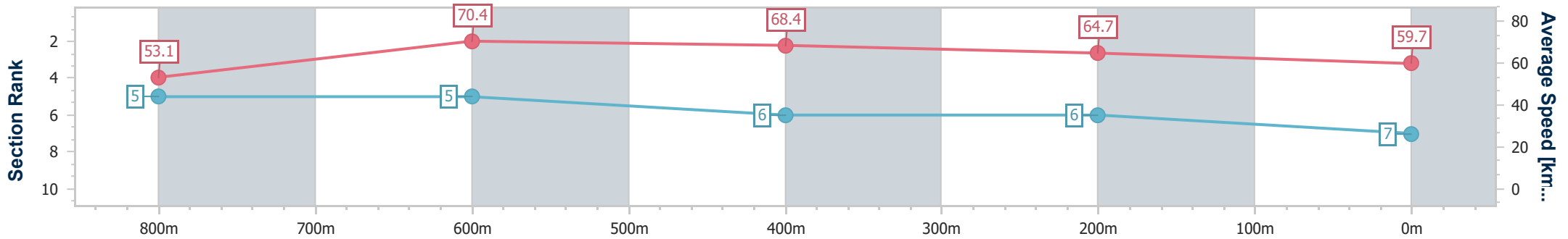
Townsville QLD Professional
Race 6: LADBROKES BET TICKER BENCHMARK 58 Handicap - 1000m



27 February 2024 - 16:11

Track Rating: SOFT 6, Weather: Fine, Rail Position: +5.5M 1000M-W.P, +2M REMAINDER

Section	Overall	800m	600m	400m	200m
Section Times	0:57.65 [7] (0:13.63)	0:44.02 [5] (0:10.31)	0:33.71 [5] (0:10.52)	0:23.19 [6] (0:11.10)	0:12.09 [6] (0:12.09)
Average Speed [km/h]	53.1	70.4	68.4	64.7	59.7
Top Speed [km/h]	70.9	71.6	70.8	66.0	63.6
Avg. Dist. to Rail [m]	6.2	3.3	0.6	1.5	4.0
Avg. Stride Freq. [Hz]	2.5	2.6	2.5	2.5	2.4
Avg. Stride Length [m]	5.9	7.3	7.4	7.1	6.8



- [] Ranking at each section and finish
- .-.- No data available at this section
- NA No data available



Horse/Jockey Name	Mishani Patriot
Final Rank	8
Fastest Section Time (Section)	0:10.93 (800m)
Top Speed [km/h] (Section)	66.6 (800m)
Race State	Finished



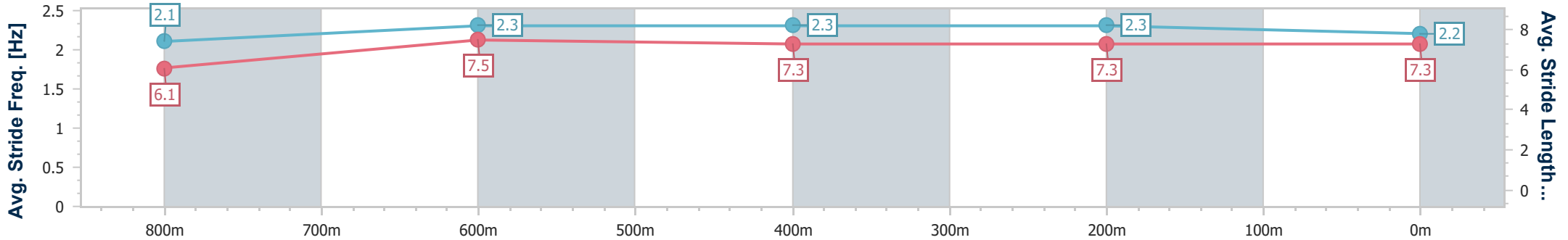
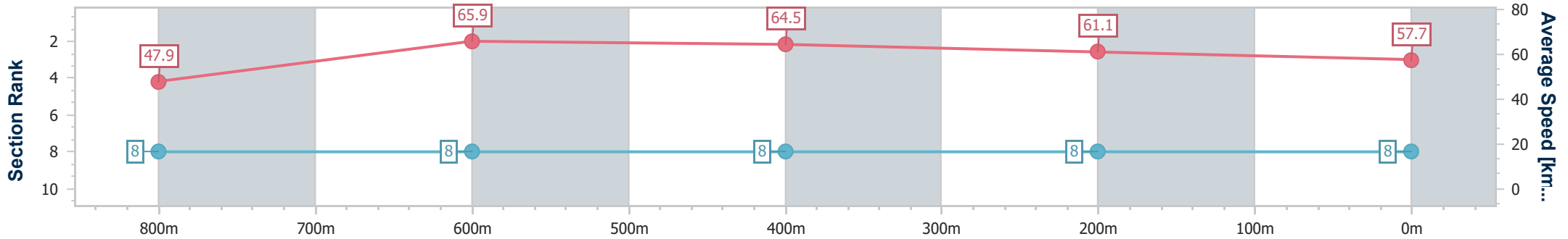
Townsville QLD Professional
Race 6: LADBROKES BET TICKER BENCHMARK 58 Handicap - 1000m



27 February 2024 - 16:11

Track Rating: SOFT 6, Weather: Fine, Rail Position: +5.5M 1000M-W.P, +2M REMAINDER

Section	Overall	800m	600m	400m	200m
Section Times	1:01.12 [8] (0:15.07)	0:46.05 [8] (0:10.93)	0:35.12 [8] (0:10.98)	0:24.14 [8] (0:11.64)	0:12.50 [8] (0:12.50)
Average Speed [km/h]	47.9	65.9	64.5	61.1	57.7
Top Speed [km/h]	65.0	66.6	65.9	62.4	60.1
Avg. Dist. to Rail [m]	2.8	1.7	3.7	3.0	0.5
Avg. Stride Freq. [Hz]	2.1	2.3	2.3	2.3	2.2
Avg. Stride Length [m]	6.1	7.5	7.3	7.3	7.3



- [] Ranking at each section and finish
- .-.- No data available at this section
- NA No data available



Townsville QLD Professional

Race 7: LADBROKES RACING CLUB BENCHMARK 55 Handicap - 1200m

27 February 2024 - 16:50



Track Rating: Soft 6, Weather: Fine, Rail Position: +5.5m 1000m-W/Post, +2m Remainder

Section		Overall										Last 600m	
Field Times		1:10.94										0:35.34	
		(0:13.96)										(0:12.50)	
		1000m										800m	
		0:56.98										0:46.19	
		(0:10.79)										(0:10.85)	
		800m										600m	
		0:45.93 [5]										0:35.34	
		(0:10.73)										(0:11.18)	
		600m										400m	
		0:35.20 [2]										0:24.16	
		(0:11.11)										(0:11.66)	
		400m										200m	
		0:24.09 [2]										0:12.50	
		(0:11.59)										(0:12.50)	
		200m										0:12.50	
		(0:12.50)											
		0:12.50 [2]										0:35.34	
		(0:12.50)											
Rank	TAB	Horse/Jockey	Barrier	Top Speed [km/h]	Fastest Section	Overall	1000m	800m	600m	400m	200m	Margin	Distance Travelled [m]
1	2	FLAMING HOMER	2	69.3	0:10.73	1:10.94 [1]	0:56.73 [5]	0:45.93 [5]	0:35.20 [2]	0:24.09 [2]	0:12.50 [2]	1:10.94	0:35.20
		Adrian Layt		1000m	800m	(0:14.21)	(0:10.80)	(0:10.73)	(0:11.11)	(0:11.59)	(0:12.50)		
2	8	ELLIE'S DREAM	8	69.2	0:10.77	1:11.00 [2]	0:56.53 [8]	0:45.41 [9]	0:34.64 [9]	0:23.64 [8]	0:12.18 [4]	0.4L	0:34.64 +0
		Gabrielle Semmens		800m	800m	(0:14.47)	(0:11.12)	(0:10.77)	(0:11.00)	(0:11.46)	(0:12.18)		
3	7	BRADSHAW	7	68.4	0:10.75	1:11.16 [3]	0:56.91 [6]	0:45.80 [7]	0:35.05 [7]	0:23.86 [7]	0:12.32 [6]	1.3L	0:35.05 +0
		Jason Taylor		800m	800m	(0:14.25)	(0:11.11)	(0:10.75)	(0:11.19)	(0:11.54)	(0:12.32)		
4	1	NO LOVE LOST	1	69.1	0:10.79	1:11.16 [4]	0:57.20 [1]	0:46.41 [1]	0:35.56 [1]	0:24.38 [1]	0:12.72 [1]	1.33L	0:35.56 +1
		Carl Spry		1000m	1000m	(0:13.96)	(0:10.79)	(0:10.85)	(0:11.18)	(0:11.66)	(0:12.72)		
5	10	ANOTHER DIMENSION	10	68.2	0:10.77	1:11.18 [5]	0:56.57 [10]	0:45.39 [10]	0:34.62 [10]	0:23.62 [10]	0:12.22 [7]	1.45L	0:34.62 +8
		Scott Sheargold		600m	800m	(0:14.61)	(0:11.18)	(0:10.77)	(0:11.00)	(0:11.40)	(0:12.22)		
6	5	LET'S RIDE	5	69.3	0:10.87	1:11.23 [6]	0:57.18 [4]	0:46.31 [4]	0:35.19 [5]	0:24.00 [5]	0:12.56 [3]	1.72L	0:35.19 +9
		Adam Sewell		1000m	1000m	(0:14.05)	(0:10.87)	(0:11.12)	(0:11.19)	(0:11.44)	(0:12.56)		
7	6	SCAPINI	6	68.6	0:10.91	1:11.54 [7]	0:57.53 [3]	0:46.62 [3]	0:35.61 [4]	0:24.44 [4]	0:12.71 [5]	3.57L	0:35.61 +10
		Graham Kliese		1000m	1000m	(0:14.01)	(0:10.91)	(0:11.01)	(0:11.17)	(0:11.73)	(0:12.71)		
8	4	FLAMING TORCH	4	68.2	0:10.83	1:12.07 [8]	0:57.69 [7]	0:46.85 [6]	0:36.02 [6]	0:24.84 [5]	0:13.07 [8]	6.7L	0:36.02 +6
		Nathan Thomas		1000m	800m	(0:14.38)	(0:10.84)	(0:10.83)	(0:11.18)	(0:11.77)	(0:13.07)		
9	9	THE LAST CRUSADE	9	68.1	0:10.80	1:12.11 [9]	0:57.60 [9]	0:46.64 [8]	0:35.84 [8]	0:24.65 [9]	0:12.89 [10]	6.92L	0:35.84 +5
		Denicious Smith		800m	800m	(0:14.51)	(0:10.96)	(0:10.80)	(0:11.19)	(0:11.76)	(0:12.89)		
10	12	MISS HELMUT	12	68.7	0:10.87	1:12.49 [10]	0:58.51 [2]	0:47.64 [2]	0:36.72 [3]	0:25.43 [3]	0:13.32 [9]	9.13L	0:36.72 +6
		Amanda Thomson		1000m	1000m	(0:13.98)	(0:10.87)	(0:10.92)	(0:11.29)	(0:12.11)	(0:13.32)		

Scratched: Spring Valley (#3)

[] Ranking at each section and finish
 -:-:- No data available at this section
 NA No data available

SCN Saddle cloth number
 DNF Did not finish
 DNT Did not track



Townsville QLD Professional

Race 7: LADBROKES RACING CLUB BENCHMARK 55 Handicap - 1200m

27 February 2024 - 16:50



Track Rating: Soft 6, Weather: Fine, Rail Position: +5.5m 1000m-W/Post, +2m Remainder

Section		Overall	1000m	800m	600m	400m	200m	Last 600m					
Field Times		1:10.94 (0:13.96)	0:56.98 (0:10.79)	0:46.19 (0:10.85)	0:35.34 (0:11.18)	0:24.16 (0:11.66)	0:12.50 (0:12.50)	0:35.34					
Rank	TAB Horse/Jockey	Barrier	Top Speed [km/h]	Fastest Section				Margin	Distance Travelled [m]				
11	11 GINASUE Adam Spinks	11	65.0 1000m	0:11.20 800m	1:13.67 [11] (0:15.10)	0:58.57 [11] (0:11.38)	0:47.19 [11] (0:11.20)	0:35.99 [11] (0:11.47)	0:24.52 [11] (0:11.76)	0:12.76 [11] (0:12.76)	16.1L	0:35.99	+1

Scratched: Spring Valley (#3)



Horse/Jockey Name	Flaming Homer
Final Rank	1
Fastest Section Time (Section)	0:10.73 (800m)
Top Speed [km/h] (Section)	69.3 (1000m)
Race State	Finished

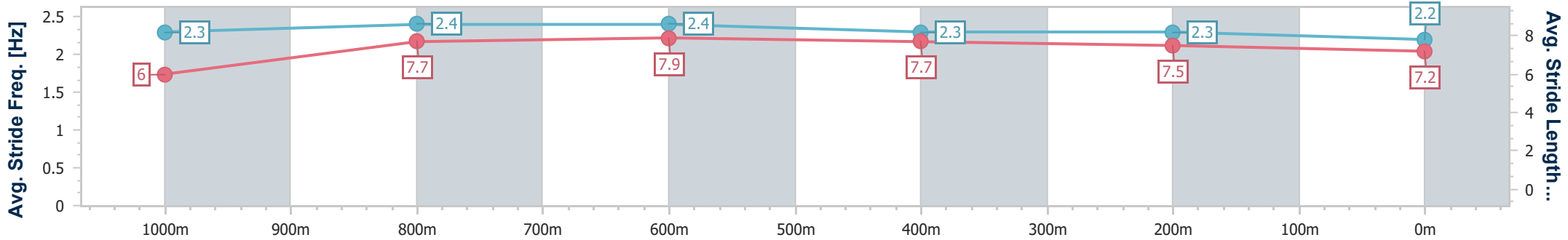
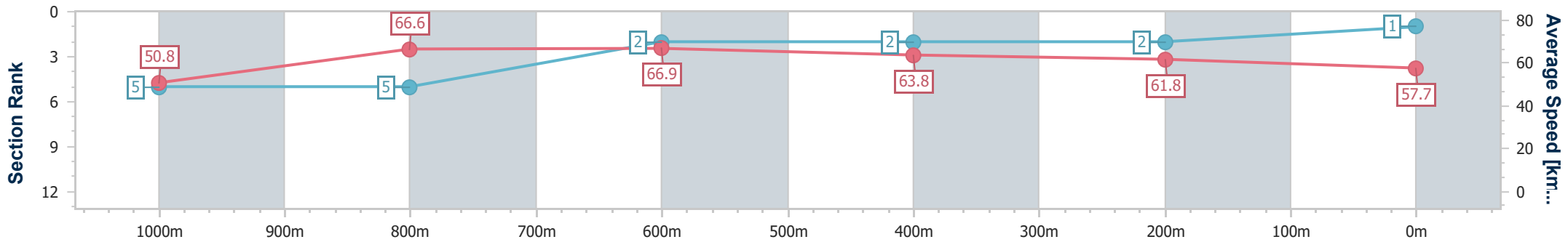


Townsville QLD Professional
Race 7: LADBROKES RACING CLUB BENCHMARK 55
Handicap - 1200m



27 February 2024 - 16:50
Track Rating: Soft 6, Weather: Fine, Rail Position: +5.5m 1000m-
W/Post, +2m Remainder

Section	Overall	1000m	800m	600m	400m	200m								
Section Times	1:10.94 [1] (0:14.21)	0:56.73 [5] (0:10.80)	0:45.93 [5] (0:10.73)	0:35.20 [2] (0:11.11)	0:24.09 [2] (0:11.59)	0:12.50 [2] (0:12.50)								
Average Speed [km/h]	50.8	66.6	66.9	63.8	61.8	57.7								
Top Speed [km/h]	64.6	69.3	68.5	65.2	62.9	60.9								
Avg. Dist. to Rail [m]	3.2	0.3	1.4	2.8	2.0	0.7								
Avg. Stride Freq. [Hz]	2.3	2.4	2.4	2.3	2.3	2.2								
Avg. Stride Length [m]	6.0	7.7	7.9	7.7	7.5	7.2								



- [] Ranking at each section and finish
- .-.- No data available at this section
- NA No data available



Horse/Jockey Name	Ellie's Dream
Final Rank	2
Fastest Section Time (Section)	0:10.77 (800m)
Top Speed [km/h] (Section)	69.2 (800m)
Race State	Finished

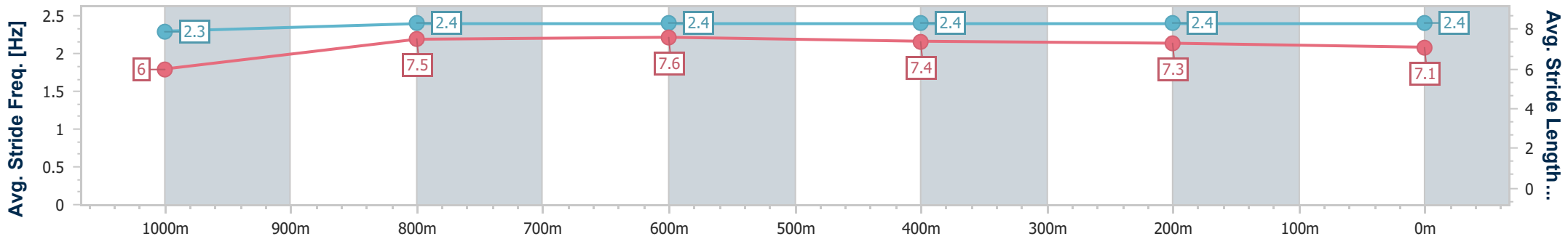
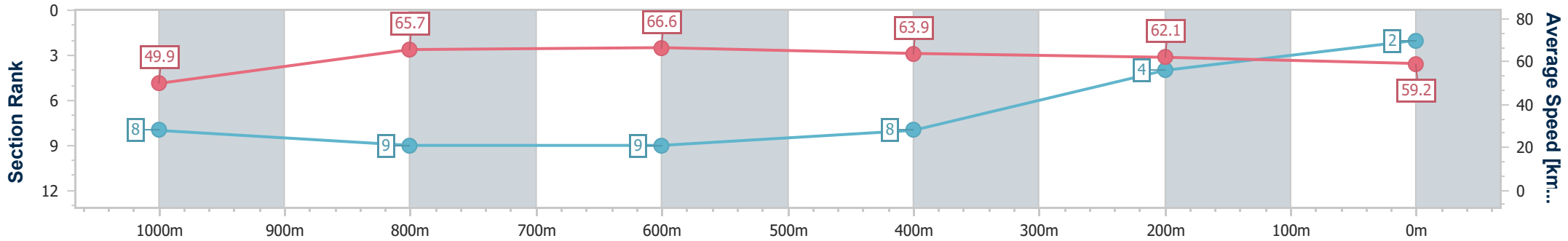


Townsville QLD Professional
Race 7: LADBROKES RACING CLUB BENCHMARK 55
Handicap - 1200m



27 February 2024 - 16:50
Track Rating: Soft 6, Weather: Fine, Rail Position: +5.5m 1000m-
W/Post, +2m Remainder

Section	Overall	1000m	800m	600m	400m	200m								
Section Times	1:11.00 [2] (0:14.47)	0:56.53 [8] (0:11.12)	0:45.41 [9] (0:10.77)	0:34.64 [9] (0:11.00)	0:23.64 [8] (0:11.46)	0:12.18 [4]								
Average Speed [km/h]	49.9	65.7	66.6	63.9	62.1	59.2								
Top Speed [km/h]	64.2	67.1	69.2	65.6	64.9	61.1								
Avg. Dist. to Rail [m]	6.3	2.5	1.9	4.8	4.1	2.1								
Avg. Stride Freq. [Hz]	2.3	2.4	2.4	2.4	2.4	2.4								
Avg. Stride Length [m]	6.0	7.5	7.6	7.4	7.3	7.1								



- [] Ranking at each section and finish
- .-.- No data available at this section
- NA No data available



Horse/Jockey Name	Bradshaw
Final Rank	3
Fastest Section Time (Section)	0:10.75 (800m)
Top Speed [km/h] (Section)	68.4 (800m)
Race State	Finished



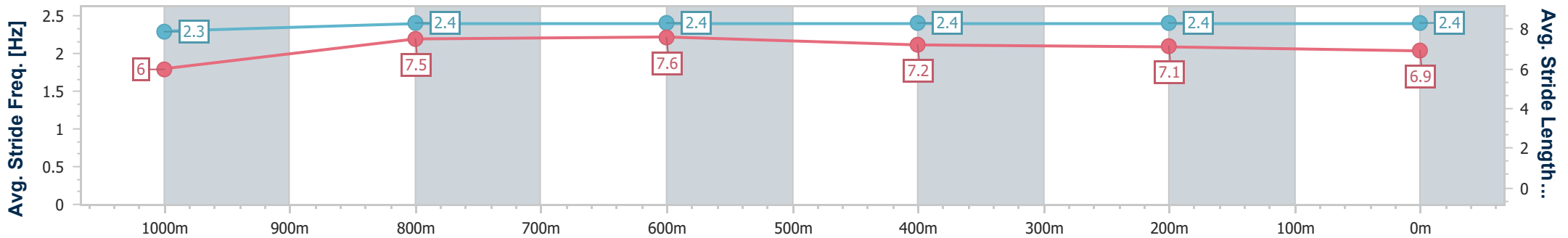
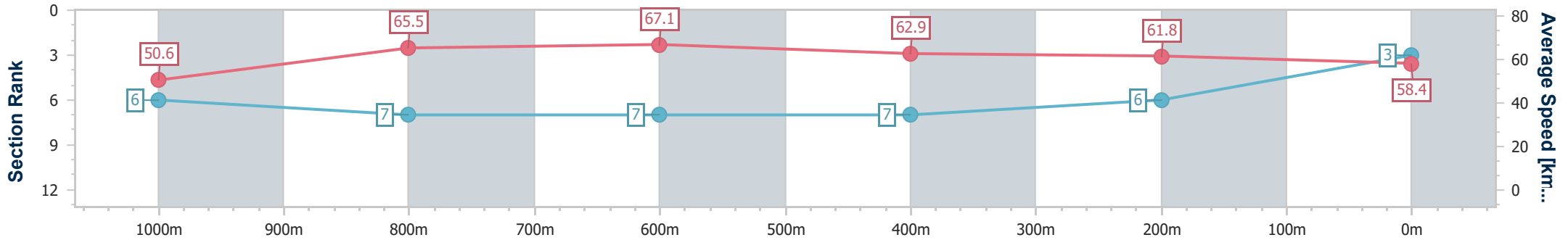
Townsville QLD Professional
Race 7: LADBROKES RACING CLUB BENCHMARK 55
Handicap - 1200m

27 February 2024 - 16:50

Track Rating: Soft 6, Weather: Fine, Rail Position: +5.5m 1000m-
W/Post, +2m Remainder



Section	Overall	1000m	800m	600m	400m	200m								
Section Times	1:11.16 [3] (0:14.25)	0:56.91 [6] (0:11.11)	0:45.80 [7] (0:10.75)	0:35.05 [7] (0:11.19)	0:23.86 [7] (0:11.54)	0:12.32 [6] (0:12.32)								
Average Speed [km/h]	50.6	65.5	67.1	62.9	61.8	58.4								
Top Speed [km/h]	65.6	67.0	68.4	65.2	63.5	61.5								
Avg. Dist. to Rail [m]	2.9	2.7	1.8	4.6	4.8	0.7								
Avg. Stride Freq. [Hz]	2.3	2.4	2.4	2.4	2.4	2.4								
Avg. Stride Length [m]	6.0	7.5	7.6	7.2	7.1	6.9								



- [] Ranking at each section and finish
- .-.- No data available at this section
- NA No data available



Horse/Jockey Name	No Love Lost
Final Rank	4
Fastest Section Time (Section)	0:10.79 (1000m)
Top Speed [km/h] (Section)	69.1 (1000m)
Race State	Finished

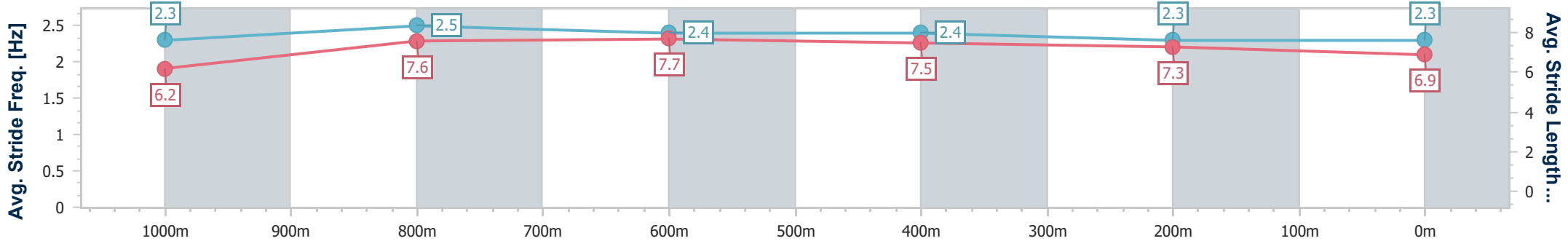
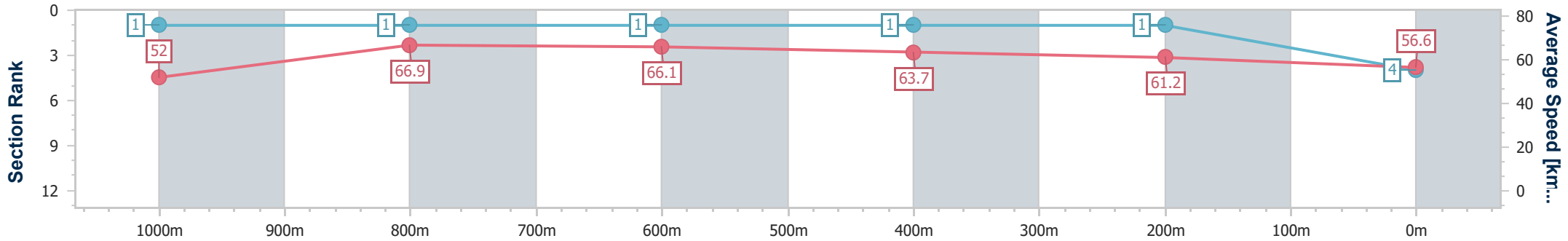


Townsville QLD Professional
Race 7: LADBROKES RACING CLUB BENCHMARK 55
Handicap - 1200m



27 February 2024 - 16:50
Track Rating: Soft 6, Weather: Fine, Rail Position: +5.5m 1000m-
W/Post, +2m Remainder

Section	Overall	1000m	800m	600m	400m	200m								
Section Times	1:11.16 [4] (0:13.96)	0:57.20 [1] (0:10.79)	0:46.41 [1] (0:10.85)	0:35.56 [1] (0:11.18)	0:24.38 [1] (0:11.66)	0:12.72 [1] (0:12.72)								
Average Speed [km/h]	52.0	66.9	66.1	63.7	61.2	56.6								
Top Speed [km/h]	67.4	69.1	67.3	65.4	62.3	59.7								
Avg. Dist. to Rail [m]	10.1	1.3	1.0	3.0	3.2	0.6								
Avg. Stride Freq. [Hz]	2.3	2.5	2.4	2.4	2.3	2.3								
Avg. Stride Length [m]	6.2	7.6	7.7	7.5	7.3	6.9								



- [] Ranking at each section and finish
- .-.- No data available at this section
- NA No data available



Horse/Jockey Name	Another Dimension
Final Rank	5
Fastest Section Time (Section)	0:10.77 (800m)
Top Speed [km/h] (Section)	68.2 (600m)
Race State	Finished



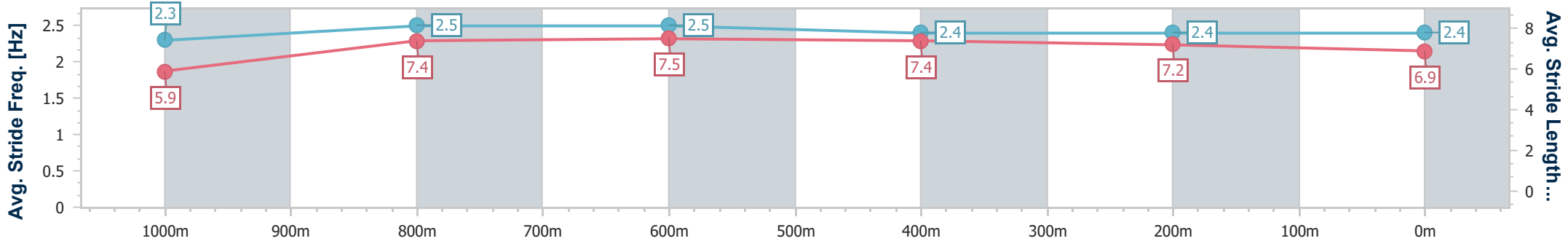
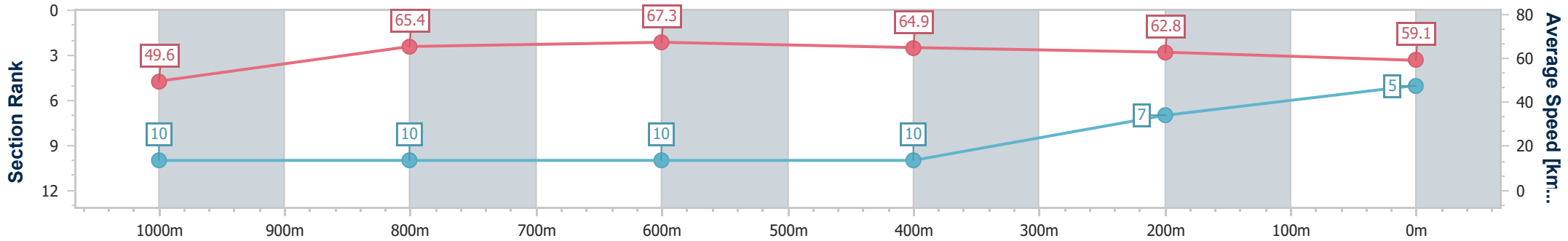
Townsville QLD Professional
Race 7: LADBROKES RACING CLUB BENCHMARK 55
Handicap - 1200m

27 February 2024 - 16:50

Track Rating: Soft 6, Weather: Fine, Rail Position: +5.5m 1000m-
W/Post, +2m Remainder



Section	Overall	1000m	800m	600m	400m	200m								
Section Times	1:11.18 [5] (0:14.61)	0:56.57 [10] (0:11.18)	0:45.39 [10] (0:10.77)	0:34.62 [10] (0:11.00)	0:23.62 [10] (0:11.40)	0:12.22 [7] (0:12.22)								
Average Speed [km/h]	49.6	65.4	67.3	64.9	62.8	59.1								
Top Speed [km/h]	65.2	67.1	68.0	68.2	64.7	61.9								
Avg. Dist. to Rail [m]	9.8	3.0	1.1	1.1	2.6	1.9								
Avg. Stride Freq. [Hz]	2.3	2.5	2.5	2.4	2.4	2.4								
Avg. Stride Length [m]	5.9	7.4	7.5	7.4	7.2	6.9								



- [] Ranking at each section and finish
- .-.- No data available at this section
- NA No data available



Horse/Jockey Name	Let's Ride
Final Rank	6
Fastest Section Time (Section)	0:10.87 (1000m)
Top Speed [km/h] (Section)	69.3 (1000m)
Race State	Finished

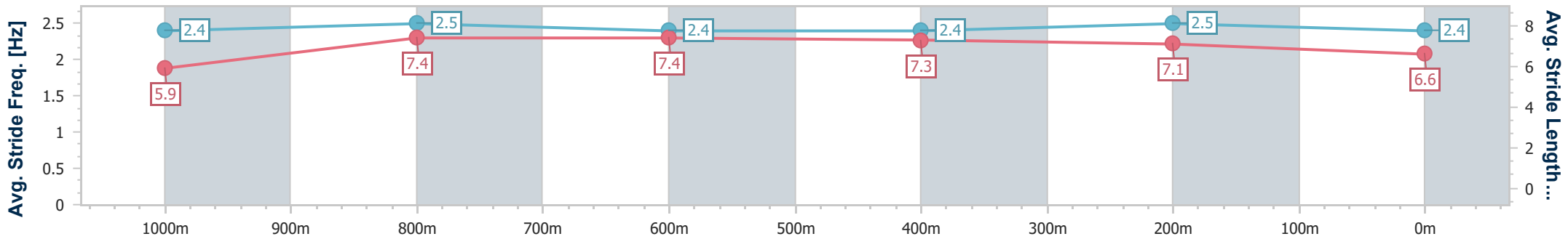
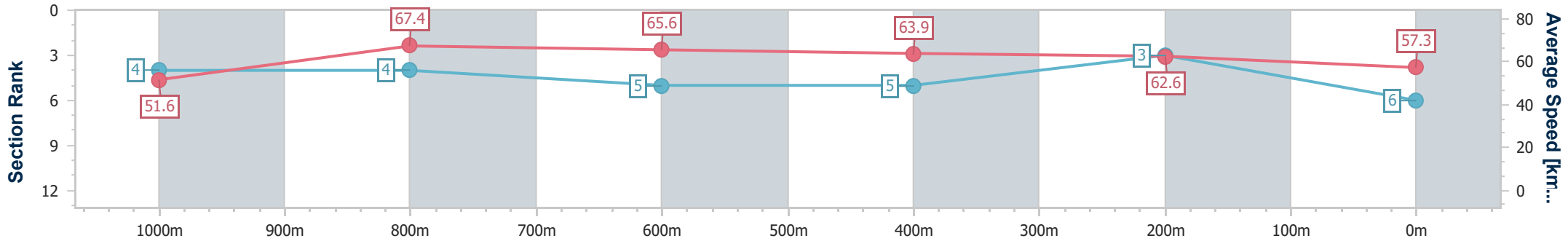


Townsville QLD Professional
Race 7: LADBROKES RACING CLUB BENCHMARK 55
Handicap - 1200m



27 February 2024 - 16:50
Track Rating: Soft 6, Weather: Fine, Rail Position: +5.5m 1000m-
W/Post, +2m Remainder

Section	Overall	1000m	800m	600m	400m	200m								
Section Times	1:11.23 [6] (0:14.05)	0:57.18 [4] (0:10.87)	0:46.31 [4] (0:11.12)	0:35.19 [5] (0:11.19)	0:24.00 [5] (0:11.44)	0:12.56 [3] (0:12.56)								
Average Speed [km/h]	51.6	67.4	65.6	63.9	62.6	57.3								
Top Speed [km/h]	66.1	69.3	67.6	65.8	63.7	62.0								
Avg. Dist. to Rail [m]	6.1	4.2	2.6	1.5	2.2	2.6								
Avg. Stride Freq. [Hz]	2.4	2.5	2.4	2.4	2.5	2.4								
Avg. Stride Length [m]	5.9	7.4	7.4	7.3	7.1	6.6								



- [] Ranking at each section and finish
- .-.- No data available at this section
- NA No data available



Horse/Jockey Name	Scapini
Final Rank	7
Fastest Section Time (Section)	0:10.91 (1000m)
Top Speed [km/h] (Section)	68.6 (1000m)
Race State	Finished



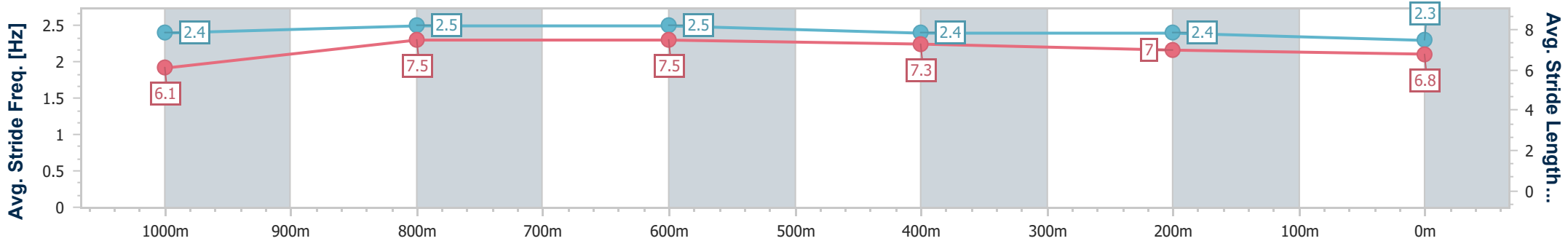
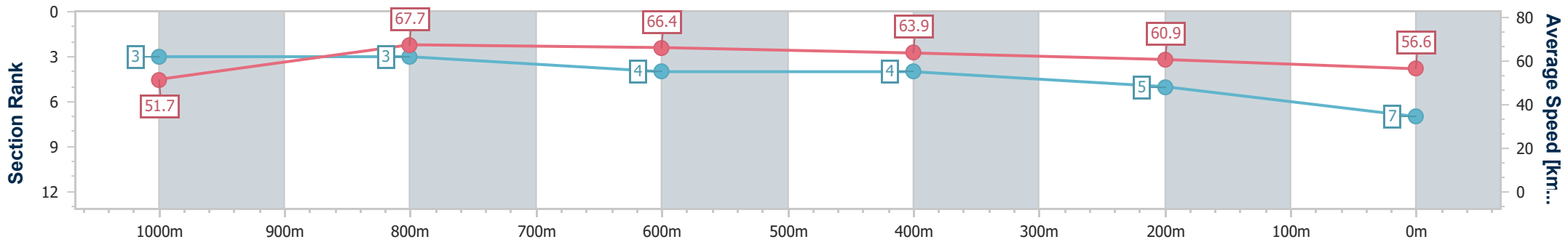
Townsville QLD Professional
Race 7: LADBROKES RACING CLUB BENCHMARK 55
Handicap - 1200m



27 February 2024 - 16:50

Track Rating: Soft 6, Weather: Fine, Rail Position: +5.5m 1000m-
W/Post, +2m Remainder

Section	Overall	1000m	800m	600m	400m	200m
Section Times	1:11.54 [7] (0:14.01)	0:57.53 [3] (0:10.91)	0:46.62 [3] (0:11.01)	0:35.61 [4] (0:11.17)	0:24.44 [4] (0:11.73)	0:12.71 [5] (0:12.71)
Average Speed [km/h]	51.7	67.7	66.4	63.9	60.9	56.6
Top Speed [km/h]	68.4	68.6	67.3	65.8	62.5	60.4
Avg. Dist. to Rail [m]	10.3	5.2	2.7	1.8	1.7	3.1
Avg. Stride Freq. [Hz]	2.4	2.5	2.5	2.4	2.4	2.3
Avg. Stride Length [m]	6.1	7.5	7.5	7.3	7.0	6.8



- [] Ranking at each section and finish
- .-.- No data available at this section
- NA No data available



Horse/Jockey Name	Flaming Torch
Final Rank	8
Fastest Section Time (Section)	0:10.83 (800m)
Top Speed [km/h] (Section)	68.2 (1000m)
Race State	Finished



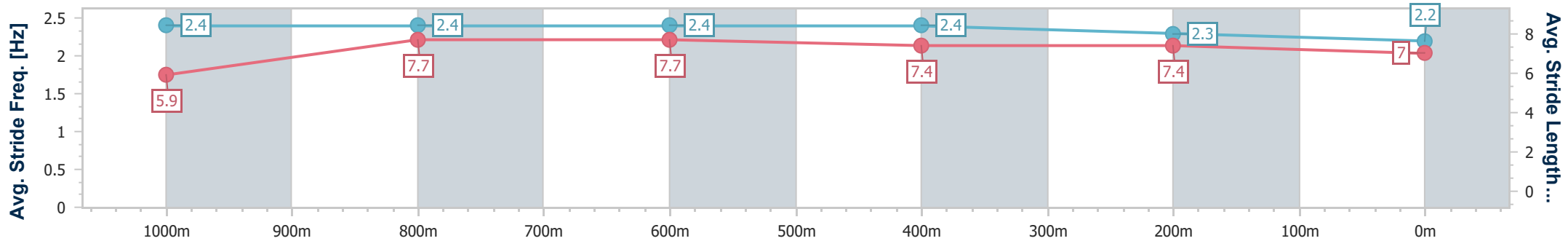
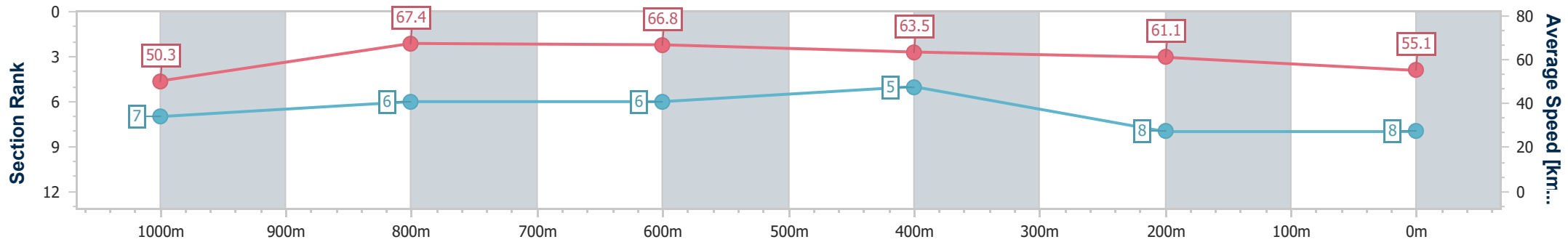
Townsville QLD Professional
Race 7: LADBROKES RACING CLUB BENCHMARK 55
Handicap - 1200m

27 February 2024 - 16:50

Track Rating: Soft 6, Weather: Fine, Rail Position: +5.5m 1000m-
W/Post, +2m Remainder



Section	Overall	1000m	800m	600m	400m	200m
Section Times	1:12.07 [8] (0:14.38)	0:57.69 [7] (0:10.84)	0:46.85 [6] (0:10.83)	0:36.02 [6] (0:11.18)	0:24.84 [5] (0:11.77)	0:13.07 [8] (0:13.07)
Average Speed [km/h]	50.3	67.4	66.8	63.5	61.1	55.1
Top Speed [km/h]	66.2	68.2	68.0	64.9	62.6	59.4
Avg. Dist. to Rail [m]	8.4	2.4	0.9	2.4	1.3	3.9
Avg. Stride Freq. [Hz]	2.4	2.4	2.4	2.4	2.3	2.2
Avg. Stride Length [m]	5.9	7.7	7.7	7.4	7.4	7.0



- [] Ranking at each section and finish
- .-.- No data available at this section
- NA No data available



Horse/Jockey Name	The Last Crusade
Final Rank	9
Fastest Section Time (Section)	0:10.80 (800m)
Top Speed [km/h] (Section)	68.1 (800m)
Race State	Finished



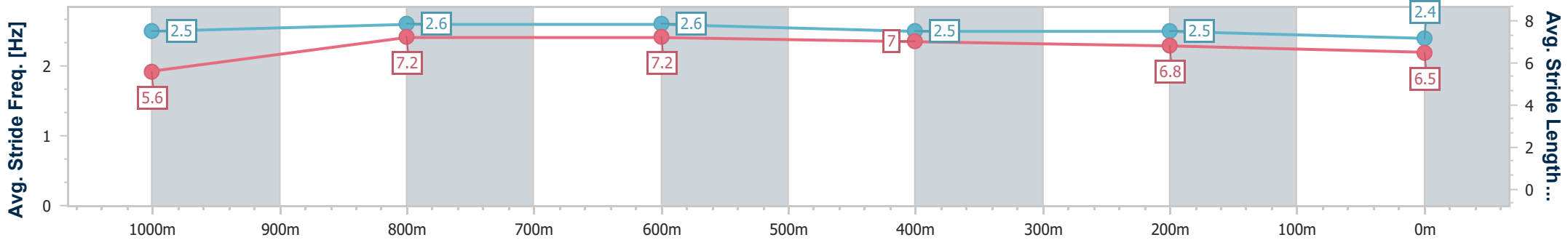
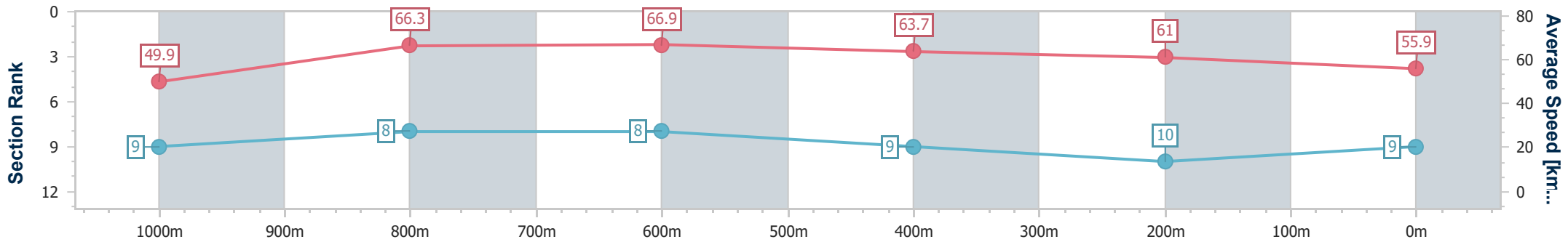
Townsville QLD Professional
Race 7: LADBROKES RACING CLUB BENCHMARK 55
Handicap - 1200m

27 February 2024 - 16:50

Track Rating: Soft 6, Weather: Fine, Rail Position: +5.5m 1000m-
W/Post, +2m Remainder



Section	Overall	1000m	800m	600m	400m	200m								
Section Times	1:12.11 [9] (0:14.51)	0:57.60 [9] (0:10.96)	0:46.64 [8] (0:10.80)	0:35.84 [8] (0:11.19)	0:24.65 [9] (0:11.76)	0:12.89 [10] (0:12.89)								
Average Speed [km/h]	49.9	66.3	66.9	63.7	61.0	55.9								
Top Speed [km/h]	66.6	67.9	68.1	64.7	63.4	59.3								
Avg. Dist. to Rail [m]	7.0	2.0	0.9	1.5	1.5	3.6								
Avg. Stride Freq. [Hz]	2.5	2.6	2.6	2.5	2.5	2.4								
Avg. Stride Length [m]	5.6	7.2	7.2	7.0	6.8	6.5								



- [] Ranking at each section and finish
- .-.- No data available at this section
- NA No data available



Horse/Jockey Name	Miss Helmut
Final Rank	10
Fastest Section Time (Section)	0:10.87 (1000m)
Top Speed [km/h] (Section)	68.7 (1000m)
Race State	Finished



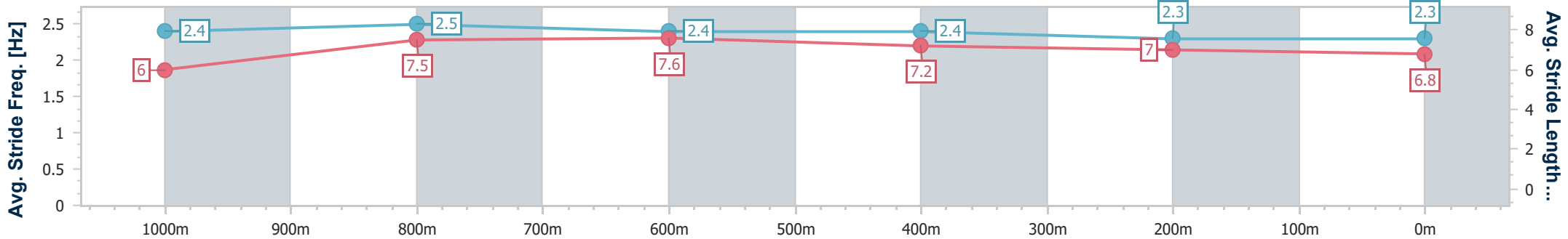
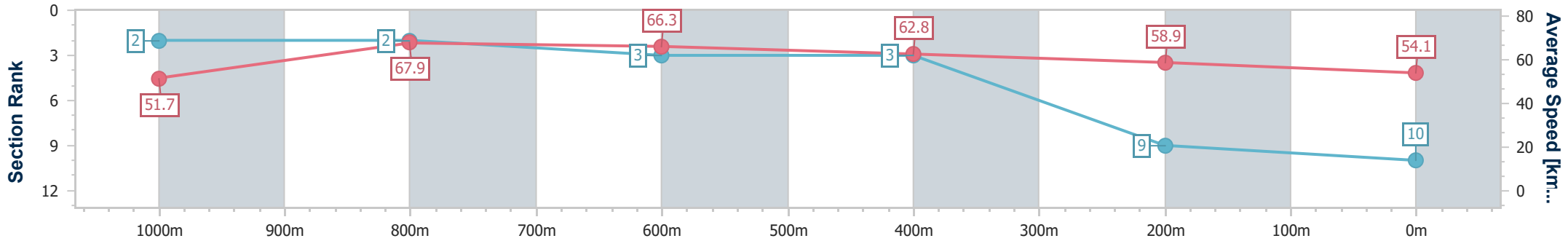
Townsville QLD Professional
Race 7: LADBROKES RACING CLUB BENCHMARK 55
Handicap - 1200m

27 February 2024 - 16:50

Track Rating: Soft 6, Weather: Fine, Rail Position: +5.5m 1000m-
W/Post, +2m Remainder



Section	Overall	1000m	800m	600m	400m	200m								
Section Times	1:12.49 [10] (0:13.98)	0:58.51 [2] (0:10.87)	0:47.64 [2] (0:10.92)	0:36.72 [3] (0:11.29)	0:25.43 [3] (0:12.11)	0:13.32 [9] (0:13.32)								
Average Speed [km/h]	51.7	67.9	66.3	62.8	58.9	54.1								
Top Speed [km/h]	68.0	68.7	67.6	65.0	61.9	56.7								
Avg. Dist. to Rail [m]	7.8	4.6	1.6	3.2	2.7	0.5								
Avg. Stride Freq. [Hz]	2.4	2.5	2.4	2.4	2.3	2.3								
Avg. Stride Length [m]	6.0	7.5	7.6	7.2	7.0	6.8								



- [] Ranking at each section and finish
- .-.- No data available at this section
- NA No data available



Horse/Jockey Name	Ginasue
Final Rank	11
Fastest Section Time (Section)	0:11.20 (800m)
Top Speed [km/h] (Section)	65.0 (1000m)
Race State	Finished



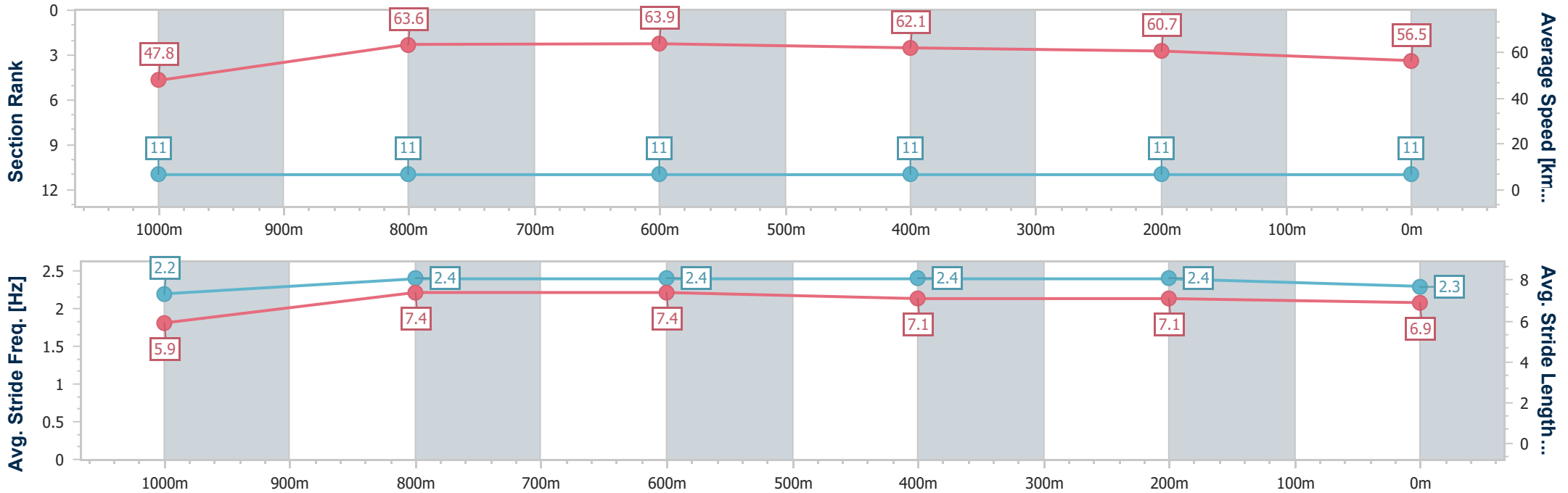
Townsville QLD Professional
Race 7: LADBROKES RACING CLUB BENCHMARK 55
Handicap - 1200m

27 February 2024 - 16:50

Track Rating: Soft 6, Weather: Fine, Rail Position: +5.5m 1000m-
W/Post, +2m Remainder



Section	Overall	1000m	800m	600m	400m	200m
Section Times	1:13.67 [11] (0:15.10)	0:58.57 [11] (0:11.38)	0:47.19 [11] (0:11.20)	0:35.99 [11] (0:11.47)	0:24.52 [11] (0:11.76)	0:12.76 [11] (0:12.76)
Average Speed [km/h]	47.8	63.6	63.9	62.1	60.7	56.5
Top Speed [km/h]	62.2	65.0	64.6	63.9	62.3	60.6
Avg. Dist. to Rail [m]	4.2	1.1	1.2	2.6	1.8	2.9
Avg. Stride Freq. [Hz]	2.2	2.4	2.4	2.4	2.4	2.3
Avg. Stride Length [m]	5.9	7.4	7.4	7.1	7.1	6.9



- [] Ranking at each section and finish
- .-.- No data available at this section
- NA No data available