



Townsville QLD Professional

Race 1: International Women's Day 8 March Maiden Handicap - 1000m

05 March 2024 - 12:57



Track Rating: Good 4, Weather: Fine, Rail Position: +7.5m 1000m-W/Post; +2m Remainder

Section		Overall	800m	600m	400m	200m	Last 600m					
Field Times		0:57.13 (0:13.76)	0:43.37 (0:10.09)	0:33.28 (0:10.44)	0:22.84 (0:11.13)	0:11.71 (0:11.71)	0:33.28					
Rank	TAB Horse/Jockey	Barrier	Top Speed [km/h]	Fastest Section	Margin					Distance Travelled [m]		
1	3 AOLANI Gabrielle Semmens	3	71.7 Overall	0:10.26 800m	0:57.13 [1] (0:13.76)	0:43.37 [1] (0:10.26)	0:33.11 [3] (0:10.68)	0:22.43 [3] (0:10.96)	0:11.47 [2] (0:11.47)	0:57.13	0:33.11	
2	5 MAMA'S MAN Samantha Collett	5	71.3 800m	0:10.02 800m	0:57.50 [2] (0:13.83)	0:43.67 [2] (0:10.02)	0:33.65 [1] (0:10.44)	0:23.21 [1] (0:11.13)	0:12.08 [1] (0:12.08)	2.17L	0:33.65	-8
3	7 GROVERS PREDICTION Adrian Layt	7	73.6 800m	0:10.04 800m	0:57.61 [3] (0:14.18)	0:43.43 [7] (0:10.04)	0:33.39 [4] (0:10.52)	0:22.87 [5] (0:11.04)	0:11.83 [3] (0:11.83)	2.8L	0:33.39	+1
4	6 ALL POWERED UP Nathan Thomas	6	72.1 800m	0:10.23 800m	0:58.69 [4] (0:14.18)	0:44.51 [6] (0:10.23)	0:34.28 [7] (0:10.76)	0:23.52 [7] (0:11.34)	0:12.18 [6] (0:12.18)	9.18L	0:34.28	+4
5	4 ICE BOUND Jason Taylor	4	71.8 800m	0:10.15 800m	0:58.78 [5] (0:14.08)	0:44.70 [4] (0:10.15)	0:34.55 [5] (0:10.49)	0:24.06 [4] (0:11.40)	0:12.66 [4] (0:12.66)	9.68L	0:34.55	-3
6	2 SMOKIN' RUBI Tessa Townsend	2	70.9 800m	0:10.29 800m	0:58.82 [6] (0:14.10)	0:44.72 [5] (0:10.29)	0:34.43 [6] (0:10.75)	0:23.68 [6] (0:11.38)	0:12.30 [7] (0:12.30)	9.96L	0:34.43	-3
7	9 TSUNAMI FORCE Adam Sewell	9	73.4 800m	0:10.07 800m	0:59.49 [7] (0:13.92)	0:45.57 [3] (0:10.07)	0:35.50 [2] (0:10.68)	0:24.82 [2] (0:11.68)	0:13.14 [5] (0:13.14)	13.87L	0:35.50	-1

Scratched: Imperium (#8), More Than A Hero (#1)

[] Ranking at each section and finish
 -:-:- No data available at this section
 NA No data available

SCN Saddle cloth number
 DNF Did not finish
 DNT Did not track



Horse/Jockey Name	Aolani
Final Rank	1
Fastest Section Time (Section)	0:10.26 (800m)
Top Speed [km/h] (Section)	71.7 (Overall)
Race State	Finished



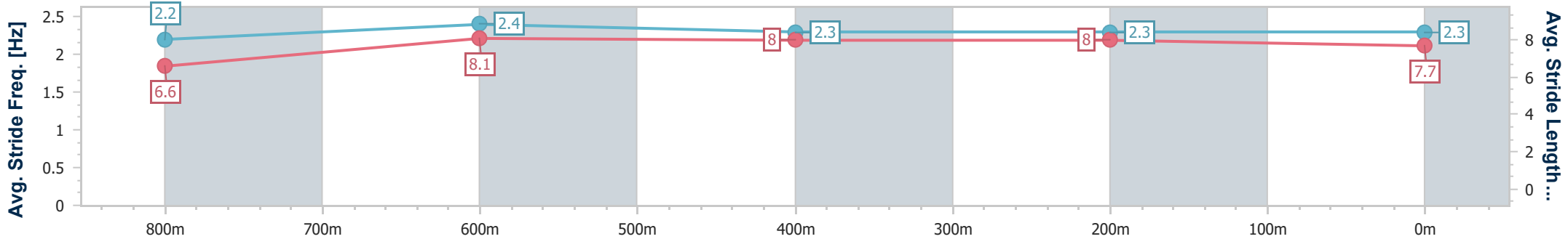
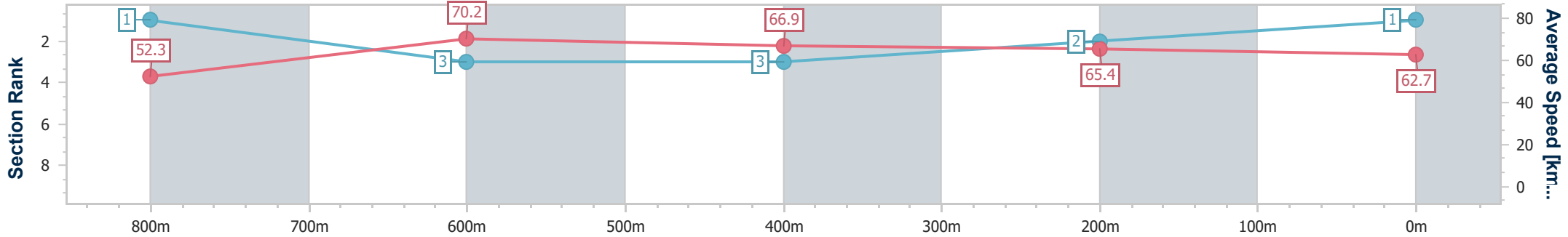
Townsville QLD Professional
Race 1: International Women's Day 8 March Maiden Handicap - 1000m



05 March 2024 - 12:57

Track Rating: Good 4, Weather: Fine, Rail Position: +7.5m 1000m-
W/Post; +2m Remainder

Section	Overall	800m	600m	400m	200m
Section Times	0:57.13 [1] (0:13.76)	0:43.37 [1] (0:10.26)	0:33.11 [3] (0:10.68)	0:22.43 [3] (0:10.96)	0:11.47 [2] (0:11.47)
Average Speed [km/h]	52.3	70.2	66.9	65.4	62.7
Top Speed [km/h]	71.7	71.6	69.9	66.4	64.4
Avg. Dist. to Rail [m]	2.1	1.2	1.9	1.1	0.6
Avg. Stride Freq. [Hz]	2.2	2.4	2.3	2.3	2.3
Avg. Stride Length [m]	6.6	8.1	8.0	8.0	7.7



- [] Ranking at each section and finish
- .-.- No data available at this section
- NA No data available



Horse/Jockey Name	Mama's Man
Final Rank	2
Fastest Section Time (Section)	0:10.02 (800m)
Top Speed [km/h] (Section)	71.3 (800m)
Race State	Finished



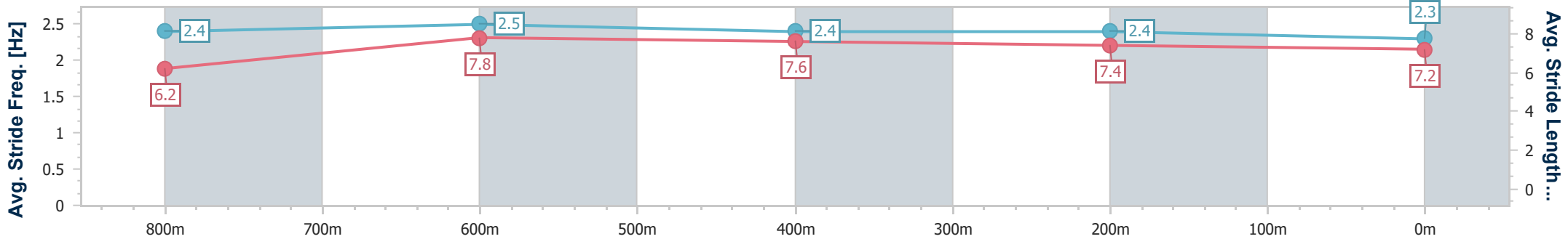
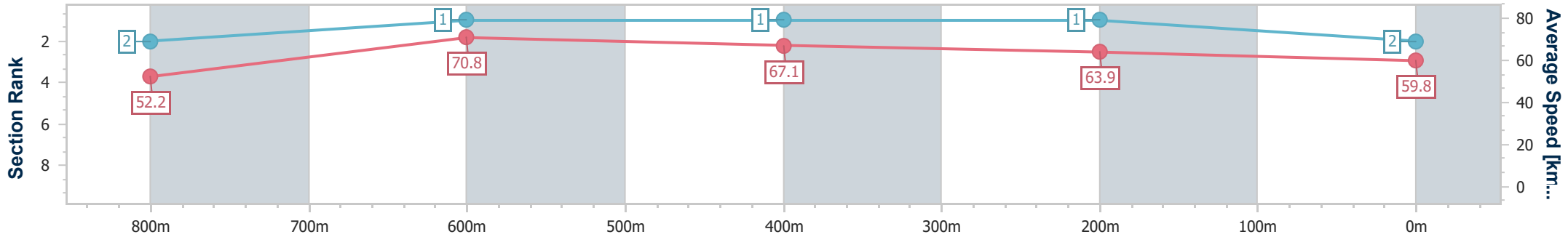
Townsville QLD Professional
Race 1: International Women's Day 8 March Maiden Handicap - 1000m



05 March 2024 - 12:57

Track Rating: Good 4, Weather: Fine, Rail Position: +7.5m 1000m-
W/Post; +2m Remainder

Section	Overall	800m	600m	400m	200m
Section Times	0:57.50 [2] (0:13.83)	0:43.67 [2] (0:10.02)	0:33.65 [1] (0:10.44)	0:23.21 [1] (0:11.13)	0:12.08 [1] (0:12.08)
Average Speed [km/h]	52.2	70.8	67.1	63.9	59.8
Top Speed [km/h]	70.4	71.3	68.8	66.4	61.2
Avg. Dist. to Rail [m]	2.7	3.1	6.2	3.6	1.4
Avg. Stride Freq. [Hz]	2.4	2.5	2.4	2.4	2.3
Avg. Stride Length [m]	6.2	7.8	7.6	7.4	7.2



- [] Ranking at each section and finish
- .-.- No data available at this section
- NA No data available



Horse/Jockey Name	Grovers Prediction
Final Rank	3
Fastest Section Time (Section)	0:10.04 (800m)
Top Speed [km/h] (Section)	73.6 (800m)
Race State	Finished



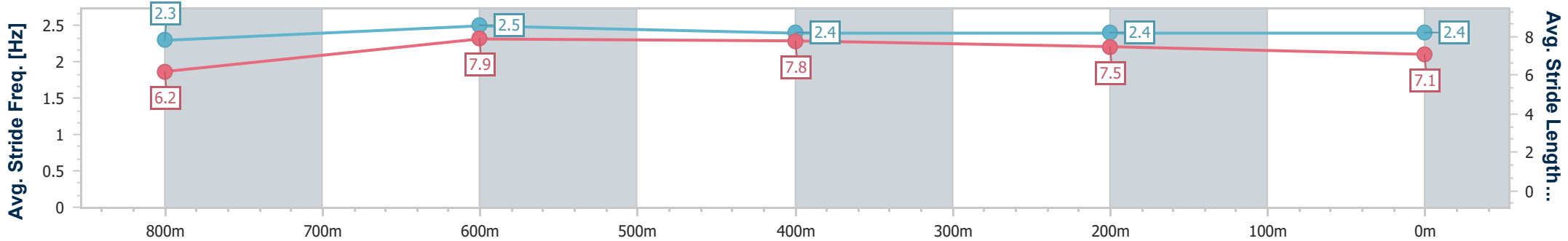
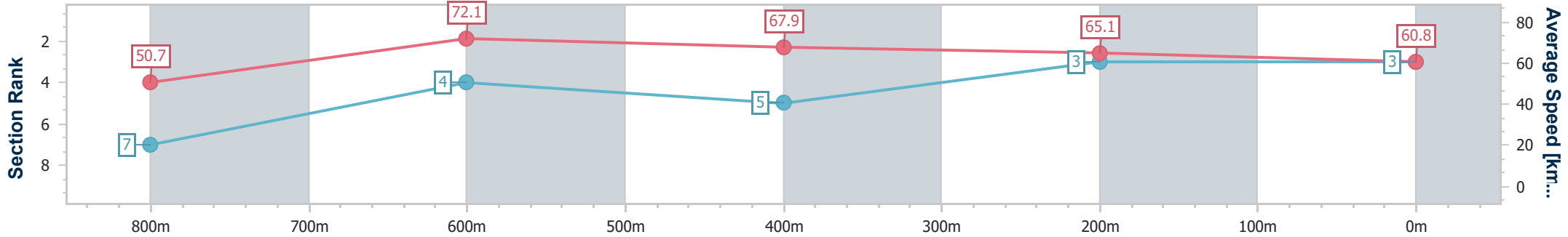
Townsville QLD Professional
Race 1: International Women's Day 8 March Maiden Handicap - 1000m



05 March 2024 - 12:57

Track Rating: Good 4, Weather: Fine, Rail Position: +7.5m 1000m-
W/Post; +2m Remainder

Section	Overall	800m	600m	400m	200m
Section Times	0:57.61 [3] (0:14.18)	0:43.43 [7] (0:10.04)	0:33.39 [4] (0:10.52)	0:22.87 [5] (0:11.04)	0:11.83 [3] (0:11.83)
Average Speed [km/h]	50.7	72.1	67.9	65.1	60.8
Top Speed [km/h]	71.2	73.6	69.6	66.0	63.6
Avg. Dist. to Rail [m]	4.8	2.4	1.9	1.6	2.8
Avg. Stride Freq. [Hz]	2.3	2.5	2.4	2.4	2.4
Avg. Stride Length [m]	6.2	7.9	7.8	7.5	7.1



- [] Ranking at each section and finish
- .-.- No data available at this section
- NA No data available



Horse/Jockey Name	All Powered Up
Final Rank	4
Fastest Section Time (Section)	0:10.23 (800m)
Top Speed [km/h] (Section)	72.1 (800m)
Race State	Finished



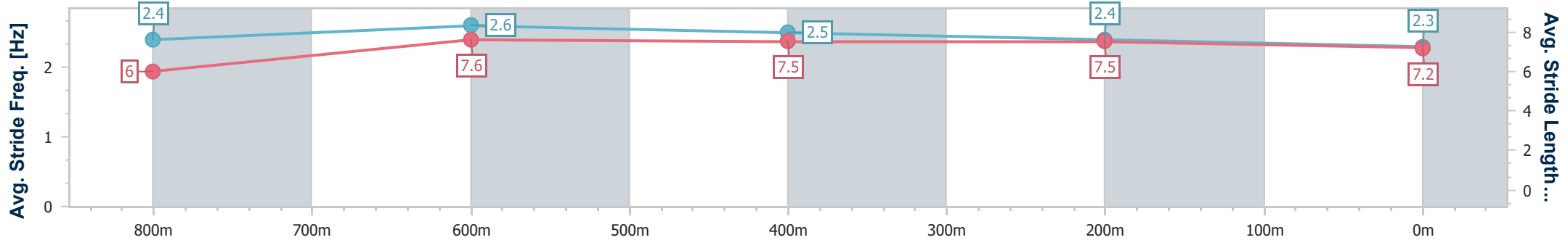
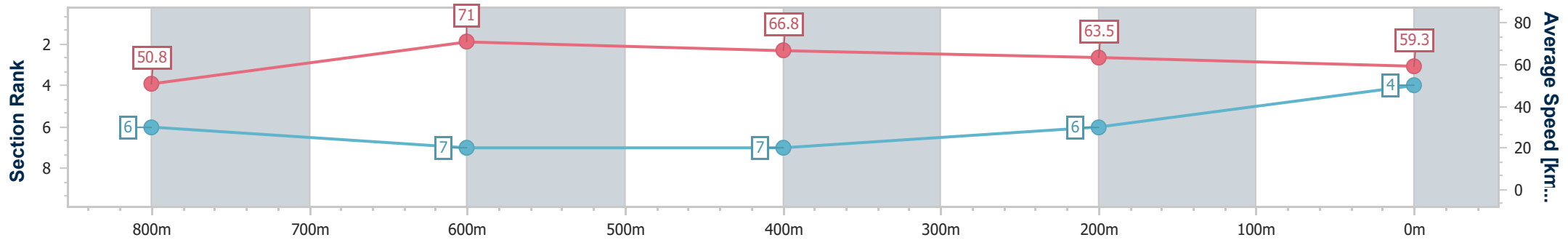
Townsville QLD Professional
Race 1: International Women's Day 8 March Maiden Handicap - 1000m



05 March 2024 - 12:57

Track Rating: Good 4, Weather: Fine, Rail Position: +7.5m 1000m-
W/Post; +2m Remainder

Section	Overall	800m	600m	400m	200m
Section Times	0:58.69 [4] (0:14.18)	0:44.51 [6] (0:10.23)	0:34.28 [7] (0:10.76)	0:23.52 [7] (0:11.34)	0:12.18 [6] (0:12.18)
Average Speed [km/h]	50.8	71.0	66.8	63.5	59.3
Top Speed [km/h]	70.7	72.1	69.6	65.5	60.4
Avg. Dist. to Rail [m]	5.5	2.3	0.9	1.0	3.4
Avg. Stride Freq. [Hz]	2.4	2.6	2.5	2.4	2.3
Avg. Stride Length [m]	6.0	7.6	7.5	7.5	7.2



- [] Ranking at each section and finish
- .-.- No data available at this section
- NA No data available



Horse/Jockey Name	Ice Bound
Final Rank	5
Fastest Section Time (Section)	0:10.15 (800m)
Top Speed [km/h] (Section)	71.8 (800m)
Race State	Finished



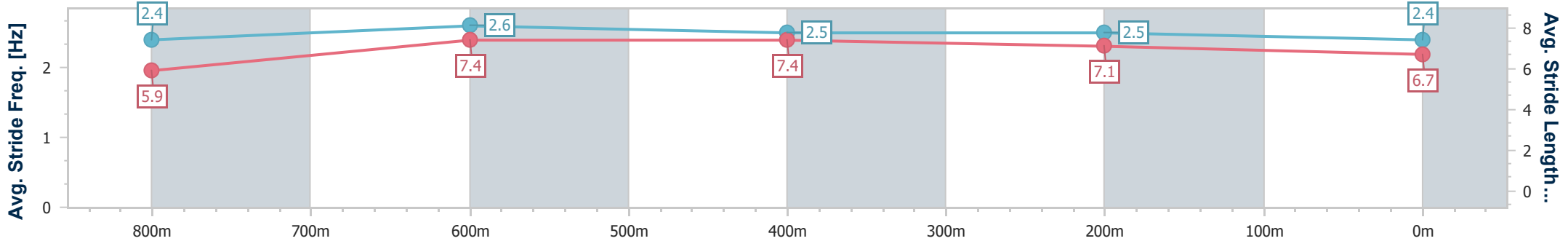
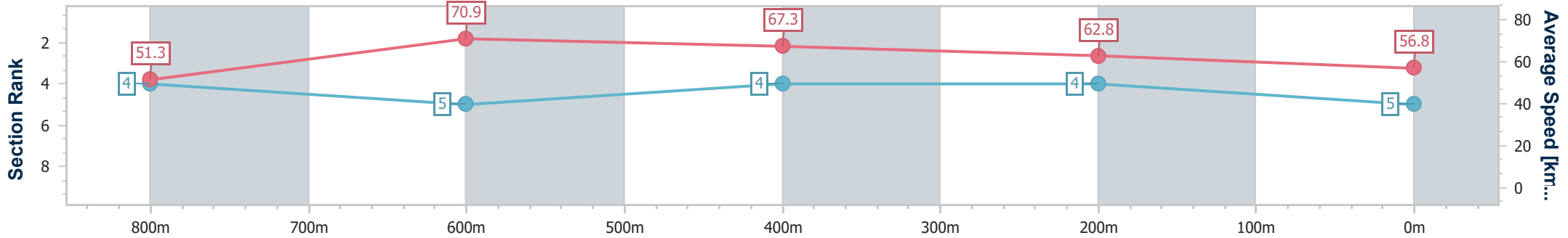
Townsville QLD Professional
Race 1: International Women's Day 8 March Maiden Handicap - 1000m



05 March 2024 - 12:57

Track Rating: Good 4, Weather: Fine, Rail Position: +7.5m 1000m-
W/Post; +2m Remainder

Section	Overall	800m	600m	400m	200m
Section Times	0:58.78 [5] (0:14.08)	0:44.70 [4] (0:10.15)	0:34.55 [5] (0:10.49)	0:24.06 [4] (0:11.40)	0:12.66 [4] (0:12.66)
Average Speed [km/h]	51.3	70.9	67.3	62.8	56.8
Top Speed [km/h]	70.5	71.8	69.6	65.4	59.4
Avg. Dist. to Rail [m]	2.7	1.8	3.9	2.5	0.6
Avg. Stride Freq. [Hz]	2.4	2.6	2.5	2.5	2.4
Avg. Stride Length [m]	5.9	7.4	7.4	7.1	6.7



- [] Ranking at each section and finish
- .-.- No data available at this section
- NA No data available



Horse/Jockey Name	Smokin' Rubi
Final Rank	6
Fastest Section Time (Section)	0:10.29 (800m)
Top Speed [km/h] (Section)	70.9 (800m)
Race State	Finished



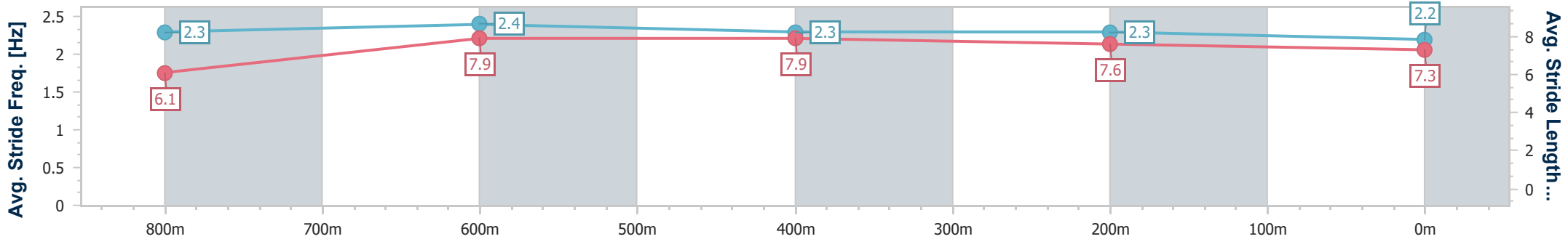
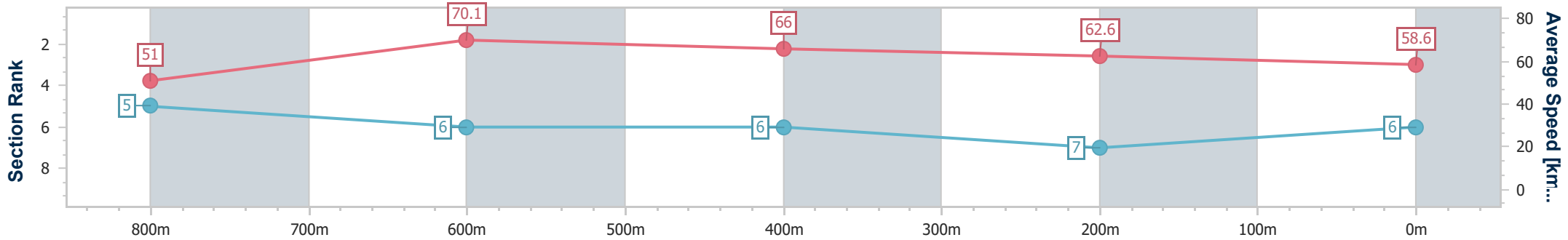
Townsville QLD Professional
Race 1: International Women's Day 8 March Maiden Handicap - 1000m



05 March 2024 - 12:57

Track Rating: Good 4, Weather: Fine, Rail Position: +7.5m 1000m-
W/Post; +2m Remainder

Section	Overall	800m	600m	400m	200m
Section Times	0:58.82 [6] (0:14.10)	0:44.72 [5] (0:10.29)	0:34.43 [6] (0:10.75)	0:23.68 [6] (0:11.38)	0:12.30 [7] (0:12.30)
Average Speed [km/h]	51.0	70.1	66.0	62.6	58.6
Top Speed [km/h]	69.5	70.9	69.7	65.0	60.7
Avg. Dist. to Rail [m]	5.4	2.1	3.9	3.2	0.9
Avg. Stride Freq. [Hz]	2.3	2.4	2.3	2.3	2.2
Avg. Stride Length [m]	6.1	7.9	7.9	7.6	7.3



- [] Ranking at each section and finish
- .-.- No data available at this section
- NA No data available



Horse/Jockey Name	Tsunami Force
Final Rank	7
Fastest Section Time (Section)	0:10.07 (800m)
Top Speed [km/h] (Section)	73.4 (800m)
Race State	Finished



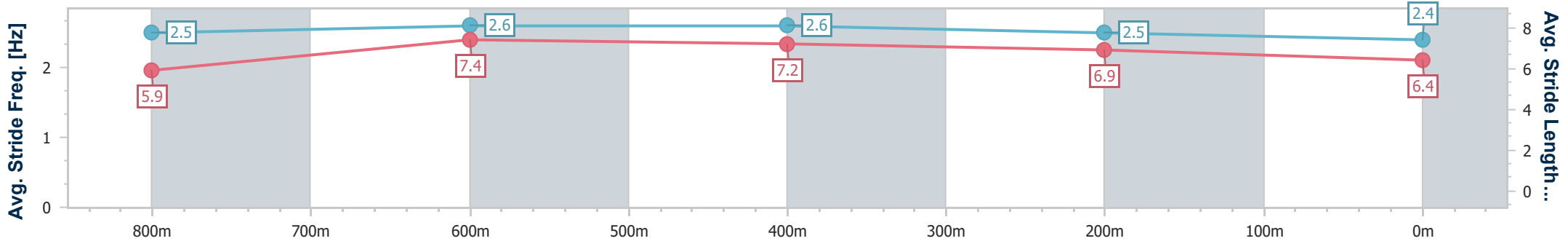
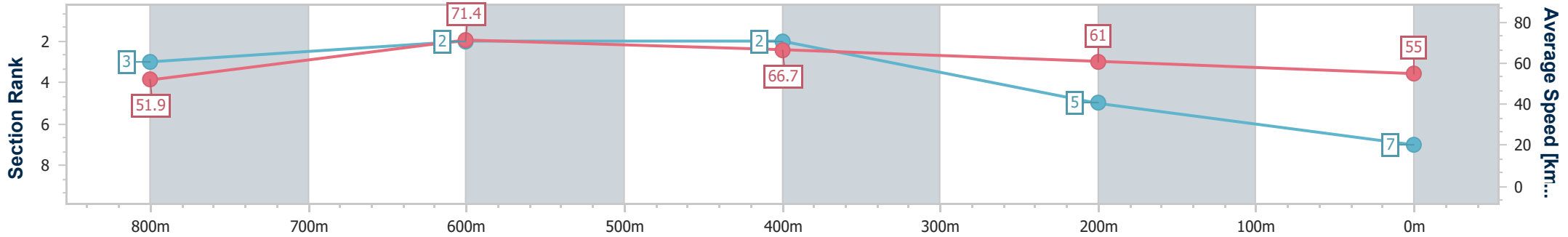
Townsville QLD Professional
Race 1: International Women's Day 8 March Maiden Handicap - 1000m



05 March 2024 - 12:57

Track Rating: Good 4, Weather: Fine, Rail Position: +7.5m 1000m-
W/Post; +2m Remainder

Section	Overall	800m	600m	400m	200m
Section Times	0:59.49 [7] (0:13.92)	0:45.57 [3] (0:10.07)	0:35.50 [2] (0:10.68)	0:24.82 [2] (0:11.68)	0:13.14 [5] (0:13.14)
Average Speed [km/h]	51.9	71.4	66.7	61.0	55.0
Top Speed [km/h]	72.1	73.4	70.1	63.4	58.1
Avg. Dist. to Rail [m]	7.3	2.0	2.7	2.4	1.0
Avg. Stride Freq. [Hz]	2.5	2.6	2.6	2.5	2.4
Avg. Stride Length [m]	5.9	7.4	7.2	6.9	6.4



- [] Ranking at each section and finish
- .-.- No data available at this section
- NA No data available



Townsville QLD Professional

Race 2: LADBROKE IT QTIS Two-Years-Old Handicap - 1000m



05 March 2024 - 13:34

Track Rating: Good 4, Weather: Fine, Rail Position: +7.5m 1000m-W/Post; +2m Remainder

Section		Overall	800m	600m	400m	200m	Last 600m					
Field Times		0:57.13 (0:13.37)	0:43.76 (0:10.18)	0:33.58 (0:10.75)	0:22.83 (0:11.03)	0:11.80 (0:11.80)	0:33.58					
Rank	TAB Horse/Jockey	Barrier	Top Speed [km/h]	Fastest Section	Margin					Distance Travelled [m]		
1	1 DANCE FOR ME RANDY Ryan Wiggins	1	72.1 Overall	0:10.23 800m	0:57.13 [1] (0:13.44)	0:43.69 [2] (0:10.23)	0:33.46 [2] (0:10.75)	0:22.71 [2] (0:10.91)	0:11.80 [1] (0:11.80)	0:57.13	0:33.46	
2	4 MARGOT BARBIE Samantha Collett	4	73.5 800m	0:10.18 800m	0:57.44 [2] (0:13.37)	0:44.07 [1] (0:10.18)	0:33.89 [1] (0:10.75)	0:23.14 [1] (0:11.18)	0:11.96 [2] (0:11.96)	1.85L	0:33.89	+5
3	3 FORGETABOUTIT Adam Sewell	3	71.8 800m	0:10.15 800m	0:57.54 [3] (0:13.53)	0:44.01 [3] (0:10.15)	0:33.86 [3] (0:10.85)	0:23.01 [4] (0:11.13)	0:11.88 [4] (0:11.88)	2.42L	0:33.86	-3
4	6 SIMPLY TINA Chris Whiteley	6	71.2 800m	0:10.37 800m	0:57.62 [4] (0:13.74)	0:43.88 [5] (0:10.37)	0:33.51 [6] (0:10.64)	0:22.87 [5] (0:10.97)	0:11.90 [5] (0:11.90)	2.91L	0:33.51	+4
5	5 MR GRUMBLER Jason Taylor	5	71.2 800m	0:10.22 800m	0:57.69 [5] (0:13.82)	0:43.87 [6] (0:10.22)	0:33.65 [5] (0:10.73)	0:22.92 [6] (0:11.15)	0:11.77 [6] (0:11.77)	3.29L	0:33.65	-3
6	8 ITHINKBETTA Adrian Layt	8	71.6 800m	0:10.11 800m	0:57.75 [6] (0:13.70)	0:44.05 [4] (0:10.11)	0:33.94 [4] (0:10.64)	0:23.30 [3] (0:11.19)	0:12.11 [3] (0:12.11)	3.69L	0:33.94	+0
7	7 MISHANI BURN Nathan Thomas	7	70.5 800m	0:10.32 800m	0:58.20 [7] (0:14.23)	0:43.97 [7] (0:10.32)	0:33.65 [7] (0:10.63)	0:23.02 [7] (0:11.17)	0:11.85 [7] (0:11.85)	6.31L	0:33.65	-3

Scratched: Age Of Aquarius (#2), Mishani Unlawful (#9)



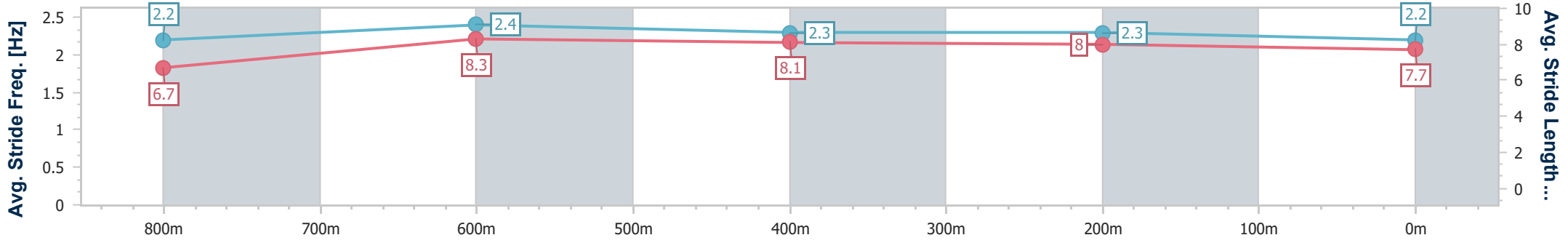
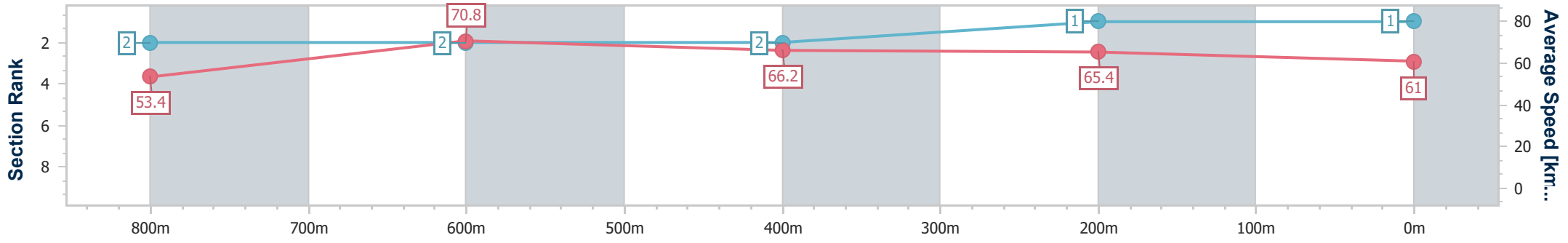
Horse/Jockey Name	Dance For Me Randy
Final Rank	1
Fastest Section Time (Section)	0:10.23 (800m)
Top Speed [km/h] (Section)	72.1 (Overall)
Race State	Finished



Townsville QLD Professional
 Race 2: LADBROKE IT QTIS Two-Years-Old Handicap - 1000m
 05 March 2024 - 13:34
 Track Rating: Good 4, Weather: Fine, Rail Position: +7.5m 1000m-
 W/Post; +2m Remainder



Section	Overall	800m	600m	400m	200m
Section Times	0:57.13 [1] (0:13.44)	0:43.69 [2] (0:10.23)	0:33.46 [2] (0:10.75)	0:22.71 [2] (0:10.91)	0:11.80 [1] (0:11.80)
Average Speed [km/h]	53.4	70.8	66.2	65.4	61.0
Top Speed [km/h]	72.1	72.1	68.3	66.2	63.8
Avg. Dist. to Rail [m]	2.3	1.4	2.6	3.1	0.8
Avg. Stride Freq. [Hz]	2.2	2.4	2.3	2.3	2.2
Avg. Stride Length [m]	6.7	8.3	8.1	8.0	7.7



- [] Ranking at each section and finish
- .-.- No data available at this section
- NA No data available



Horse/Jockey Name	Margot Barbie
Final Rank	2
Fastest Section Time (Section)	0:10.18 (800m)
Top Speed [km/h] (Section)	73.5 (800m)
Race State	Finished



Townsville QLD Professional

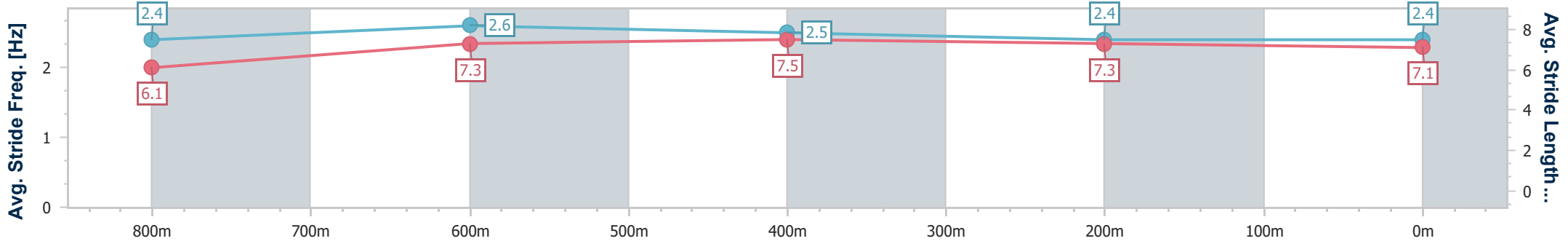
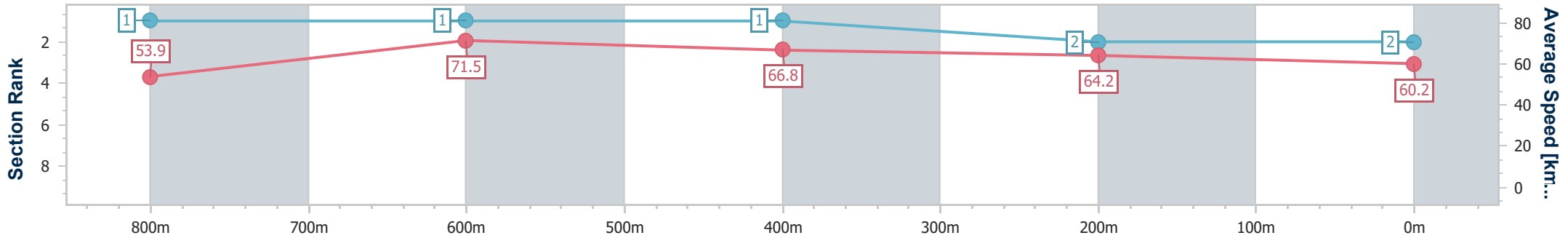
Race 2: LADBROKE IT QTIS Two-Years-Old Handicap - 1000m

05 March 2024 - 13:34

Track Rating: Good 4, Weather: Fine, Rail Position: +7.5m 1000m-W/Post; +2m Remainder



Section	Overall	800m	600m	400m	200m
Section Times	0:57.44 [2] (0:13.37)	0:44.07 [1] (0:10.18)	0:33.89 [1] (0:10.75)	0:23.14 [1] (0:11.18)	0:11.96 [2] (0:11.96)
Average Speed [km/h]	53.9	71.5	66.8	64.2	60.2
Top Speed [km/h]	72.4	73.5	68.0	65.9	64.2
Avg. Dist. to Rail [m]	3.4	2.5	1.4	1.5	1.4
Avg. Stride Freq. [Hz]	2.4	2.6	2.5	2.4	2.4
Avg. Stride Length [m]	6.1	7.3	7.5	7.3	7.1



- [] Ranking at each section and finish
- .-.- No data available at this section
- NA No data available



Horse/Jockey Name	Forgetaboutit
Final Rank	3
Fastest Section Time (Section)	0:10.15 (800m)
Top Speed [km/h] (Section)	71.8 (800m)
Race State	Finished



Townsville QLD Professional

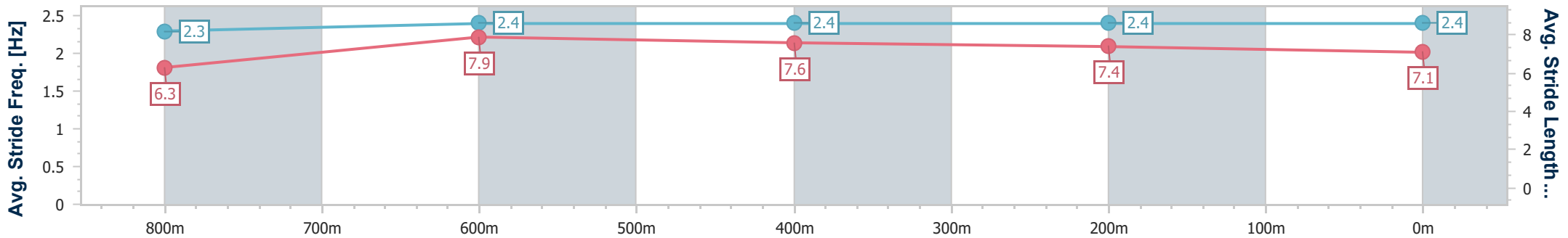
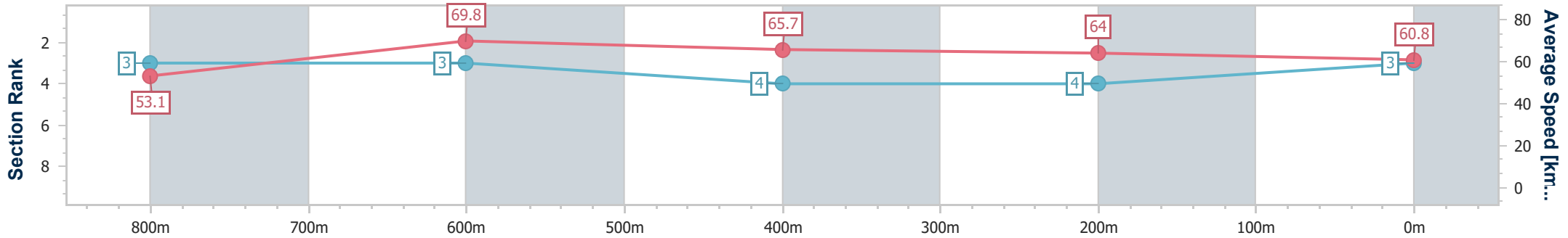
Race 2: LADBROKE IT QTIS Two-Years-Old Handicap - 1000m

05 March 2024 - 13:34

Track Rating: Good 4, Weather: Fine, Rail Position: +7.5m 1000m-W/Post; +2m Remainder



Section	Overall	800m	600m	400m	200m
Section Times	0:57.54 [3] (0:13.53)	0:44.01 [3] (0:10.15)	0:33.86 [3] (0:10.85)	0:23.01 [4] (0:11.13)	0:11.88 [4] (0:11.88)
Average Speed [km/h]	53.1	69.8	65.7	64.0	60.8
Top Speed [km/h]	71.8	71.8	68.1	65.2	63.4
Avg. Dist. to Rail [m]	3.0	3.4	2.2	3.1	0.8
Avg. Stride Freq. [Hz]	2.3	2.4	2.4	2.4	2.4
Avg. Stride Length [m]	6.3	7.9	7.6	7.4	7.1



- [] Ranking at each section and finish
- .-.- No data available at this section
- NA No data available



Horse/Jockey Name	Simply Tina
Final Rank	4
Fastest Section Time (Section)	0:10.37 (800m)
Top Speed [km/h] (Section)	71.2 (800m)
Race State	Finished



Townsville QLD Professional

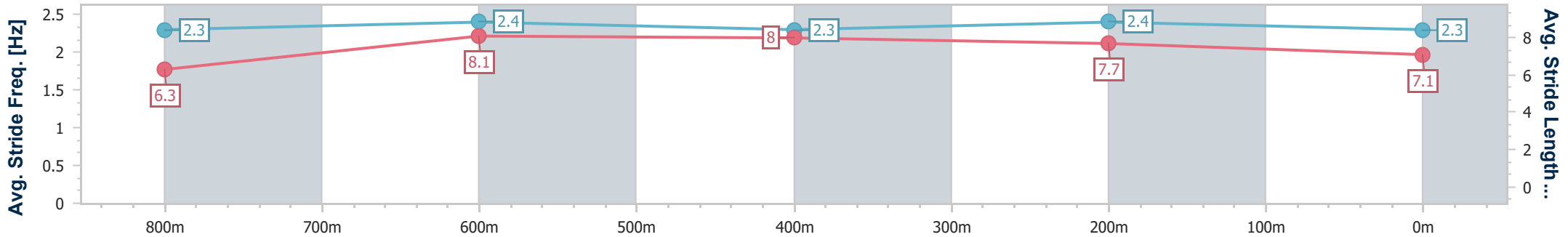
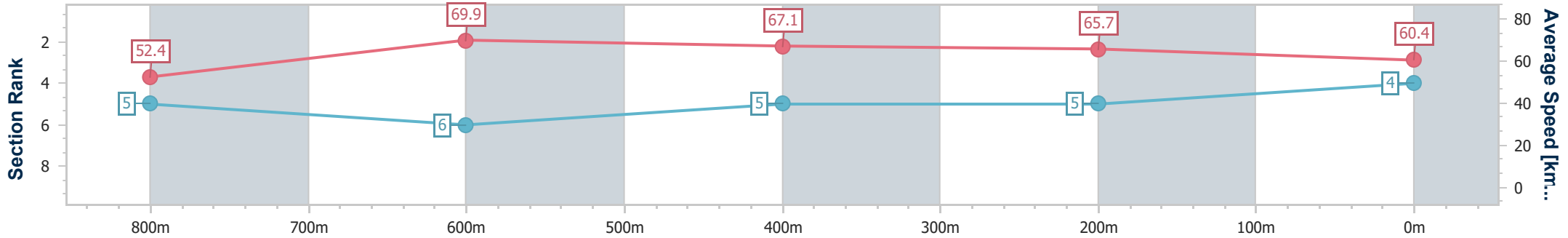
Race 2: LADBROKE IT QTIS Two-Years-Old Handicap - 1000m

05 March 2024 - 13:34

Track Rating: Good 4, Weather: Fine, Rail Position: +7.5m 1000m-W/Post; +2m Remainder



Section	Overall	800m	600m	400m	200m
Section Times	0:57.62 [4] (0:13.74)	0:43.88 [5] (0:10.37)	0:33.51 [6] (0:10.64)	0:22.87 [5] (0:10.97)	0:11.90 [5] (0:11.90)
Average Speed [km/h]	52.4	69.9	67.1	65.7	60.4
Top Speed [km/h]	70.8	71.2	69.7	66.3	63.2
Avg. Dist. to Rail [m]	3.5	1.0	0.9	0.8	1.2
Avg. Stride Freq. [Hz]	2.3	2.4	2.3	2.4	2.3
Avg. Stride Length [m]	6.3	8.1	8.0	7.7	7.1



- [] Ranking at each section and finish
- .-.- No data available at this section
- NA No data available



Horse/Jockey Name	Mr Grumbler
Final Rank	5
Fastest Section Time (Section)	0:10.22 (800m)
Top Speed [km/h] (Section)	71.2 (800m)
Race State	Finished



Townsville QLD Professional

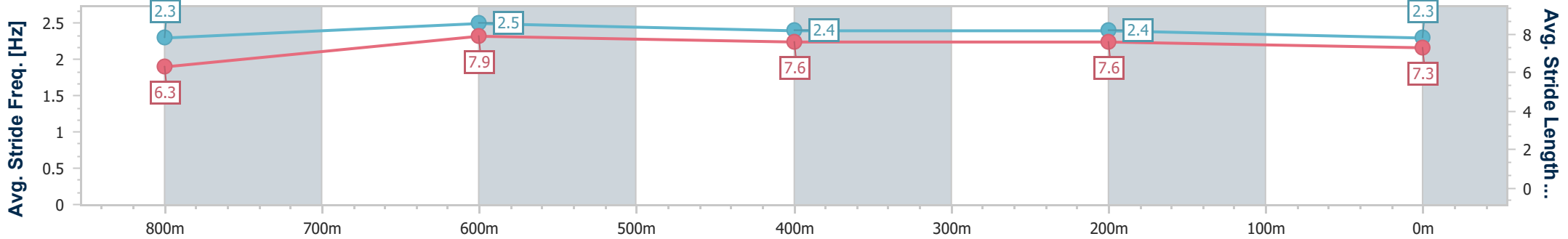
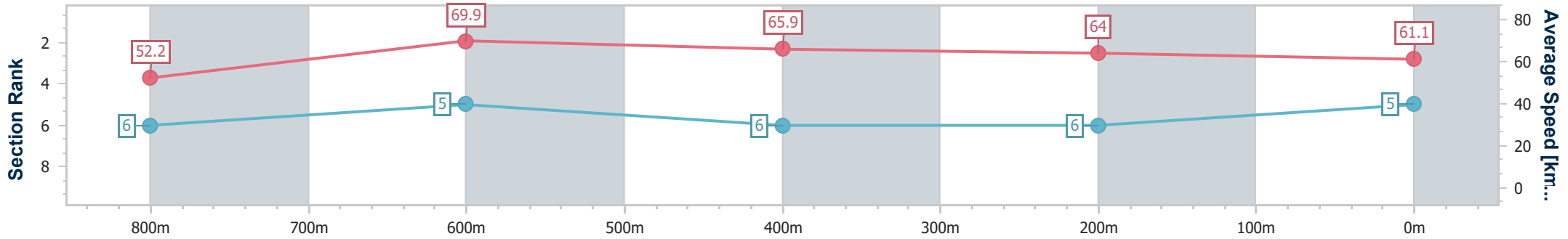
Race 2: LADBROKE IT QTIS Two-Years-Old Handicap - 1000m

05 March 2024 - 13:34

Track Rating: Good 4, Weather: Fine, Rail Position: +7.5m 1000m-W/Post; +2m Remainder



Section	Overall	800m	600m	400m	200m
Section Times	0:57.69 [5] (0:13.82)	0:43.87 [6] (0:10.22)	0:33.65 [5] (0:10.73)	0:22.92 [6] (0:11.15)	0:11.77 [6] (0:11.77)
Average Speed [km/h]	52.2	69.9	65.9	64.0	61.1
Top Speed [km/h]	70.3	71.2	67.0	65.5	64.1
Avg. Dist. to Rail [m]	1.2	1.8	3.8	2.6	2.0
Avg. Stride Freq. [Hz]	2.3	2.5	2.4	2.4	2.3
Avg. Stride Length [m]	6.3	7.9	7.6	7.6	7.3



- [] Ranking at each section and finish
- .-.- No data available at this section
- NA No data available



Horse/Jockey Name	lthinkbetta
Final Rank	6
Fastest Section Time (Section)	0:10.11 (800m)
Top Speed [km/h] (Section)	71.6 (800m)
Race State	Finished



Townsville QLD Professional

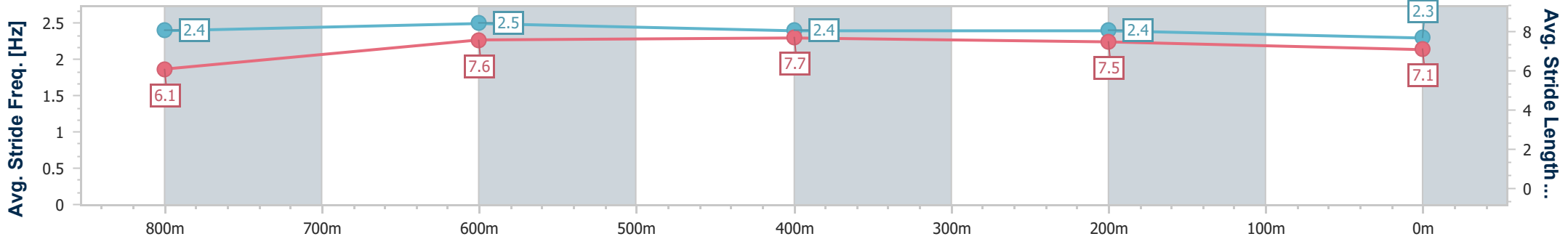
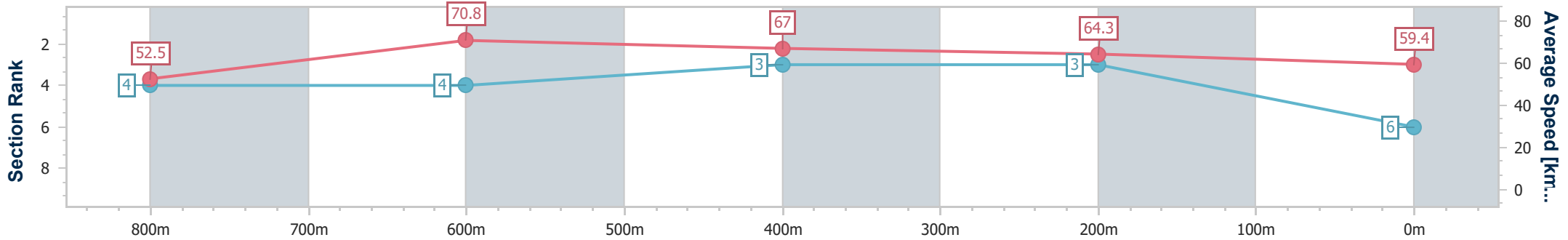
Race 2: LADBROKE IT QTIS Two-Years-Old Handicap - 1000m

05 March 2024 - 13:34

Track Rating: Good 4, Weather: Fine, Rail Position: +7.5m 1000m-W/Post; +2m Remainder



Section	Overall	800m	600m	400m	200m
Section Times	0:57.75 [6] (0:13.70)	0:44.05 [4] (0:10.11)	0:33.94 [4] (0:10.64)	0:23.30 [3] (0:11.19)	0:12.11 [3] (0:12.11)
Average Speed [km/h]	52.5	70.8	67.0	64.3	59.4
Top Speed [km/h]	71.5	71.6	69.5	66.8	61.6
Avg. Dist. to Rail [m]	2.0	1.6	2.4	1.0	1.3
Avg. Stride Freq. [Hz]	2.4	2.5	2.4	2.4	2.3
Avg. Stride Length [m]	6.1	7.6	7.7	7.5	7.1



- [] Ranking at each section and finish
- .-.- No data available at this section
- NA No data available



Horse/Jockey Name	Mishani Burn
Final Rank	7
Fastest Section Time (Section)	0:10.32 (800m)
Top Speed [km/h] (Section)	70.5 (800m)
Race State	Finished



Townsville QLD Professional

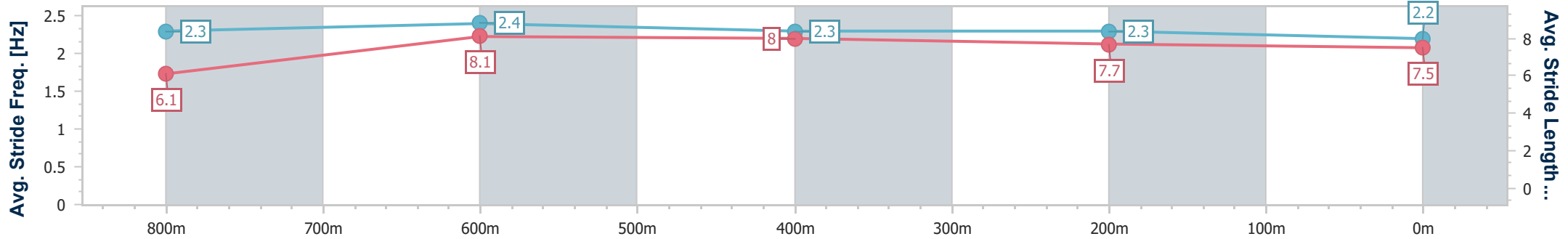
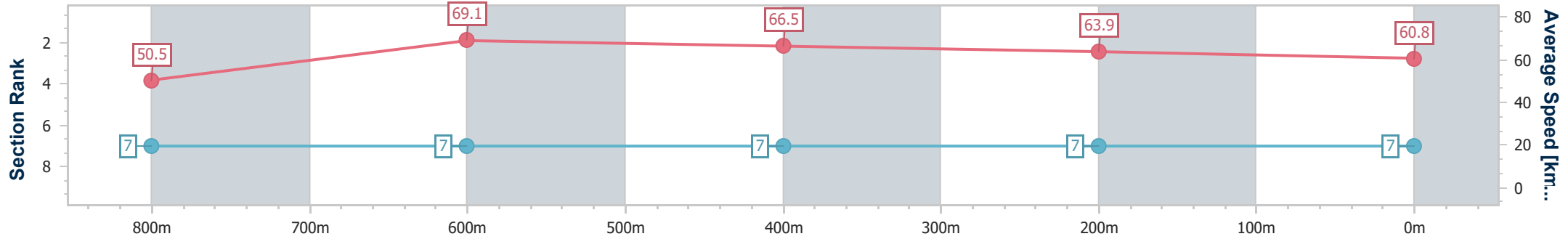
Race 2: LADBROKE IT QTIS Two-Years-Old Handicap - 1000m

05 March 2024 - 13:34

Track Rating: Good 4, Weather: Fine, Rail Position: +7.5m 1000m-W/Post; +2m Remainder



Section	Overall	800m	600m	400m	200m
Section Times	0:58.20 [7] (0:14.23)	0:43.97 [7] (0:10.32)	0:33.65 [7] (0:10.63)	0:23.02 [7] (0:11.17)	0:11.85 [7] (0:11.85)
Average Speed [km/h]	50.5	69.1	66.5	63.9	60.8
Top Speed [km/h]	69.7	70.5	69.6	64.8	64.0
Avg. Dist. to Rail [m]	3.1	2.4	4.1	2.2	1.6
Avg. Stride Freq. [Hz]	2.3	2.4	2.3	2.3	2.2
Avg. Stride Length [m]	6.1	8.1	8.0	7.7	7.5



- [] Ranking at each section and finish
- .-.- No data available at this section
- NA No data available



Townsville QLD Professional

Race 3: LADBROKE MATES MODE OPEN Handicap - 1400m



05 March 2024 - 14:12

Track Rating: Good 4, Weather: Fine, Rail Position: +7.5m 1000m-W/Post; +2m Remainder

Section		Overall	1200m	1000m	800m	600m	400m	Last 600m				
Field Times		1:23.13 (0:15.26)	1:07.87 (0:10.98)	0:56.89 (0:11.15)	0:45.74 (0:11.36)	0:34.38 (0:11.43)	0:22.95 (0:11.01)	0:34.38				
Rank	TAB Horse/Jockey	Barrier	Top Speed [km/h]	Fastest Section								Distance Travelled [m]
1	4 DEMON AWARD Adam Sewell	4	67.0 400m	0:10.98 1200m	1:23.13 [1] (0:15.26)	1:07.87 [1] (0:10.98)	0:56.89 [1] (0:11.15)	0:45.74 [1] (0:11.36)	0:34.38 [1] (0:11.43)	0:22.95 [1] (0:11.01)	0:34.38	
2	6 MISS SEATTLE Samantha Collett	6	67.5 800m	0:10.85 800m	1:23.25 [2] (0:15.44)	1:07.81 [2] (0:11.39)	0:56.42 [2] (0:11.28)	0:45.14 [2] (0:10.85)	0:34.29 [2] (0:11.27)	0:23.02 [2] (0:11.12)	0:34.29	-1
3	5 MYSTERY 'N' MAGIC Jason Taylor	5	67.5 600m	0:10.85 800m	1:23.69 [3] (0:16.22)	1:07.47 [6] (0:11.32)	0:56.15 [6] (0:11.24)	0:44.91 [6] (0:10.85)	0:34.06 [6] (0:10.95)	0:23.11 [5] (0:11.17)	0:34.06	+0
4	8 JOE'S GIGGLE Scott Sheargold	8	67.5 800m	0:10.80 800m	1:23.69 [4] (0:15.97)	1:07.72 [5] (0:11.30)	0:56.42 [5] (0:11.36)	0:45.06 [5] (0:10.80)	0:34.26 [5] (0:11.16)	0:23.10 [6] (0:11.17)	0:34.26	+3
5	1 HE'S XCEPTIONAL Adrian Layt	1	67.1 400m	0:10.94 800m	1:23.73 [5] (0:15.72)	1:08.01 [3] (0:11.22)	0:56.79 [3] (0:11.24)	0:45.55 [3] (0:10.94)	0:34.61 [3] (0:11.25)	0:23.36 [3] (0:11.04)	0:34.61	+5
6	7 TO LOVE SOMEBODY Nathan Thomas	7	67.0 600m	0:10.97 800m	1:24.33 [6] (0:15.76)	1:08.57 [4] (0:11.39)	0:57.18 [4] (0:11.10)	0:46.08 [4] (0:10.97)	0:35.11 [4] (0:11.23)	0:23.88 [4] (0:11.25)	0:35.11	-4

Scratched: Battle Cry (#2), Ocean Emperor (#3)

[] Ranking at each section and finish
 -:-:- No data available at this section
 NA No data available

SCN Saddle cloth number
 DNF Did not finish
 DNT Did not track



Townsville QLD Professional

Race 3: LADBROKE MATES MODE OPEN Handicap - 1400m



05 March 2024 - 14:12

Track Rating: Good 4, Weather: Fine, Rail Position: +7.5m 1000m-W/Post; +2m Remainder

Section							200m			Last 600m
Field Times							0:11.94			0:34.38
							(0:11.94)			
Rank	TAB	Horse/Jockey	Barrier	Top Speed [km/h]	Fastest Section	Margin				Distance Travelled [m]
1	4	DEMON AWARD	4	67.0	0:10.98	0:11.94 [1]	1:23.13			0:34.38
		Adam Sewell		400m	1200m	(0:11.94)				
2	6	MISS SEATTLE	6	67.5	0:10.85	0:11.90 [2]	0.68L			0:34.29
		Samantha Collett		800m	800m	(0:11.90)				-1
3	5	MYSTERY 'N' MAGIC	5	67.5	0:10.85	0:11.94 [5]	3.28L			0:34.06
		Jason Taylor		600m	800m	(0:11.94)				+0
4	8	JOE'S GIGGLE	8	67.5	0:10.80	0:11.93 [6]	3.28L			0:34.26
		Scott Sheargold		800m	800m	(0:11.93)				+3
5	1	HE'S XCEPTIONAL	1	67.1	0:10.94	0:12.32 [3]	3.52L			0:34.61
		Adrian Layt		400m	800m	(0:12.32)				+5
6	7	TO LOVE SOMEBODY	7	67.0	0:10.97	0:12.63 [4]	7.01L			0:35.11
		Nathan Thomas		600m	800m	(0:12.63)				-4

Scratched: Battle Cry (#2), Ocean Emperor (#3)



Horse/Jockey Name	Demon Award
Final Rank	1
Fastest Section Time (Section)	0:10.98 (1200m)
Top Speed [km/h] (Section)	67.0 (400m)
Race State	Finished



Townsville QLD Professional

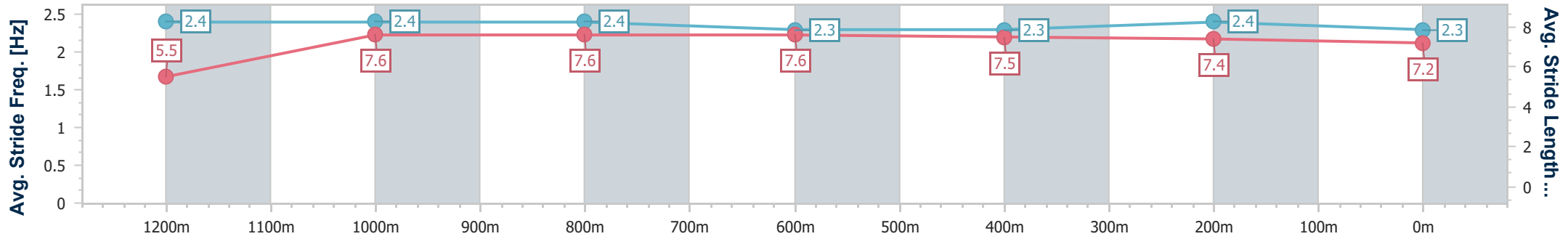
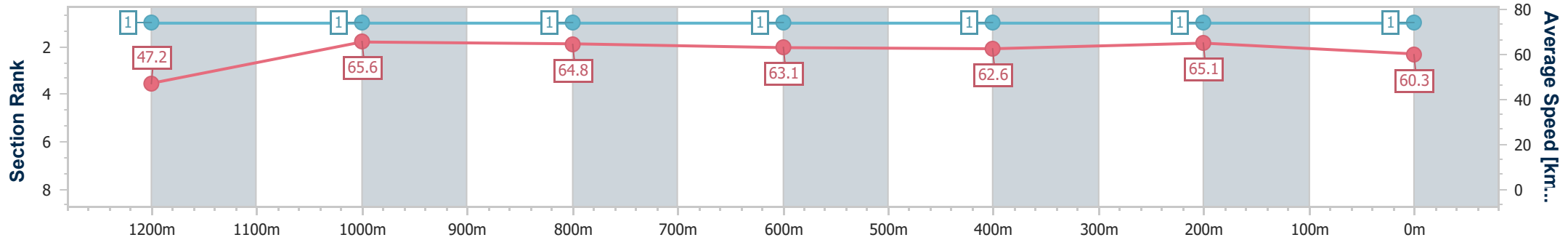
Race 3: LADBROKE MATES MODE OPEN Handicap - 1400m

05 March 2024 - 14:12

Track Rating: Good 4, Weather: Fine, Rail Position: +7.5m 1000m-
W/Post; +2m Remainder



Section	Overall	1200m	1000m	800m	600m	400m	200m
Section Times	1:23.13 [1] (0:15.26)	1:07.87 [1] (0:10.98)	0:56.89 [1] (0:11.15)	0:45.74 [1] (0:11.36)	0:34.38 [1] (0:11.43)	0:22.95 [1] (0:11.01)	0:11.94 [1] (0:11.94)
Average Speed [km/h]	47.2	65.6	64.8	63.1	62.6	65.1	60.3
Top Speed [km/h]	66.5	66.5	65.4	64.4	64.4	67.0	64.4
Avg. Dist. to Rail [m]	5.8	0.8	0.8	0.8	2.0	0.7	0.8
Avg. Stride Freq. [Hz]	2.4	2.4	2.4	2.3	2.3	2.4	2.3
Avg. Stride Length [m]	5.5	7.6	7.6	7.6	7.5	7.4	7.2



- [] Ranking at each section and finish
- .-.- No data available at this section
- NA No data available



Horse/Jockey Name	Miss Seattle
Final Rank	2
Fastest Section Time (Section)	0:10.85 (800m)
Top Speed [km/h] (Section)	67.5 (800m)
Race State	Finished



Townsville QLD Professional

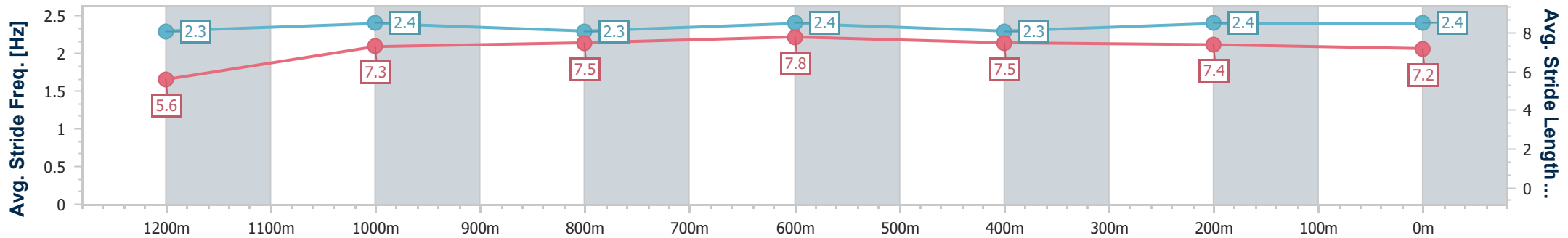
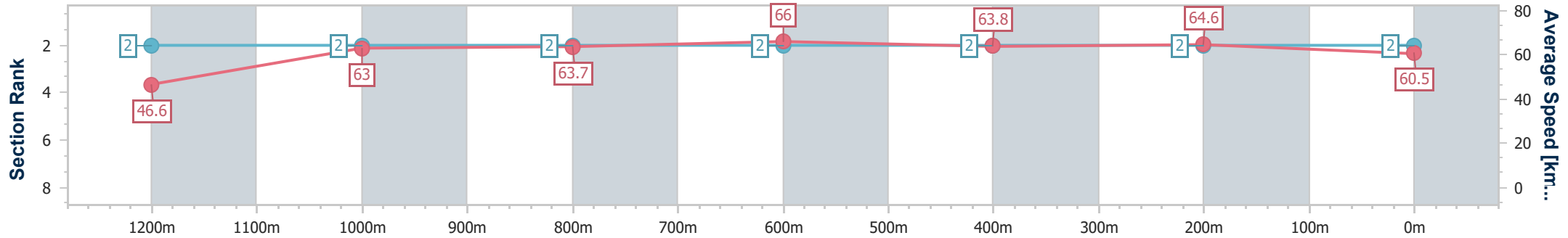
Race 3: LADBROKE MATES MODE OPEN Handicap - 1400m

05 March 2024 - 14:12

Track Rating: Good 4, Weather: Fine, Rail Position: +7.5m 1000m-
W/Post; +2m Remainder



Section	Overall	1200m	1000m	800m	600m	400m	200m
Section Times	1:23.25 [2] (0:15.44)	1:07.81 [2] (0:11.39)	0:56.42 [2] (0:11.28)	0:45.14 [2] (0:10.85)	0:34.29 [2] (0:11.27)	0:23.02 [2] (0:11.12)	0:11.90 [2] (0:11.90)
Average Speed [km/h]	46.6	63.0	63.7	66.0	63.8	64.6	60.5
Top Speed [km/h]	65.0	64.0	66.1	67.5	66.4	66.4	63.8
Avg. Dist. to Rail [m]	5.8	2.8	0.8	0.9	0.9	0.8	2.3
Avg. Stride Freq. [Hz]	2.3	2.4	2.3	2.4	2.3	2.4	2.4
Avg. Stride Length [m]	5.6	7.3	7.5	7.8	7.5	7.4	7.2



- [] Ranking at each section and finish
- .-.- No data available at this section
- NA No data available



Horse/Jockey Name	Mystery 'N' Magic
Final Rank	3
Fastest Section Time (Section)	0:10.85 (800m)
Top Speed [km/h] (Section)	67.5 (600m)
Race State	Finished



Townsville QLD Professional

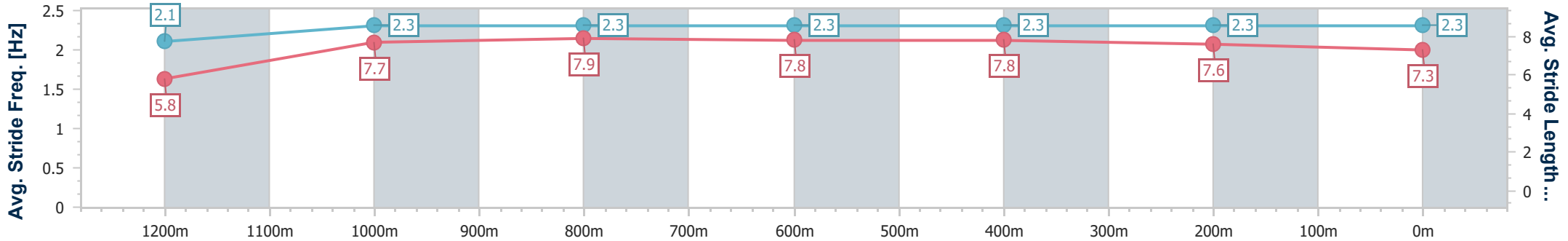
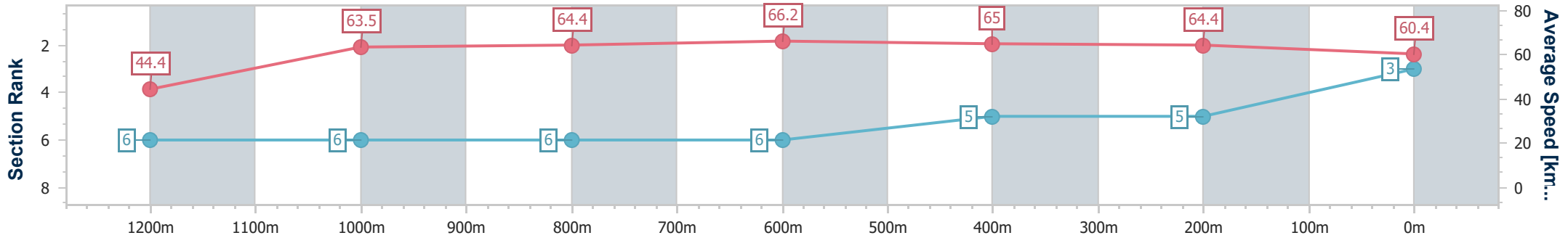
Race 3: LADBROKE MATES MODE OPEN Handicap - 1400m

05 March 2024 - 14:12

Track Rating: Good 4, Weather: Fine, Rail Position: +7.5m 1000m-
W/Post; +2m Remainder



Section	Overall	1200m	1000m	800m	600m	400m	200m
Section Times	1:23.69 [3] (0:16.22)	1:07.47 [6] (0:11.32)	0:56.15 [6] (0:11.24)	0:44.91 [6] (0:10.85)	0:34.06 [6] (0:10.95)	0:23.11 [5] (0:11.17)	0:11.94 [5] (0:11.94)
Average Speed [km/h]	44.4	63.5	64.4	66.2	65.0	64.4	60.4
Top Speed [km/h]	61.8	65.1	66.2	67.5	67.5	65.9	63.8
Avg. Dist. to Rail [m]	5.1	1.2	1.0	1.2	2.3	1.4	4.3
Avg. Stride Freq. [Hz]	2.1	2.3	2.3	2.3	2.3	2.3	2.3
Avg. Stride Length [m]	5.8	7.7	7.9	7.8	7.8	7.6	7.3



- [] Ranking at each section and finish
- .-.- No data available at this section
- NA No data available



Horse/Jockey Name	Joe's Giggle
Final Rank	4
Fastest Section Time (Section)	0:10.80 (800m)
Top Speed [km/h] (Section)	67.5 (800m)
Race State	Finished



Townsville QLD Professional

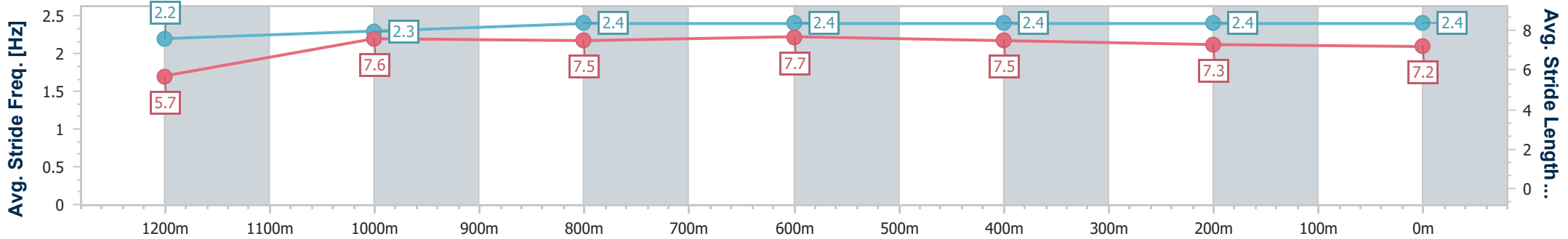
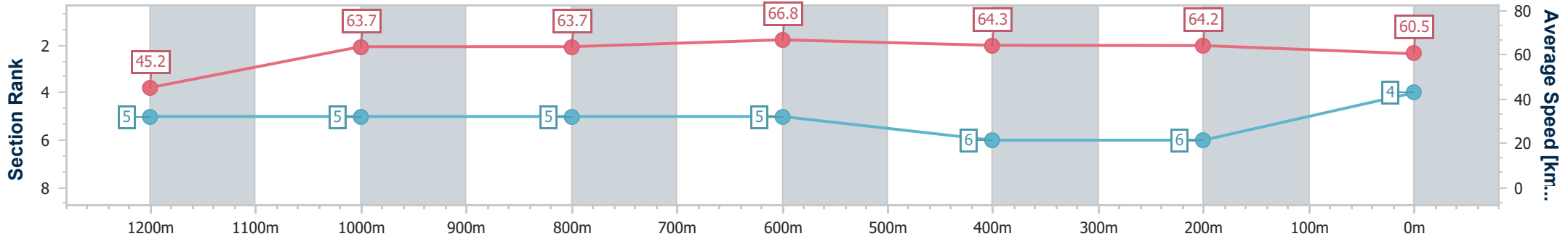
Race 3: LADBROKE MATES MODE OPEN Handicap - 1400m

05 March 2024 - 14:12

Track Rating: Good 4, Weather: Fine, Rail Position: +7.5m 1000m-
W/Post; +2m Remainder



Section	Overall	1200m	1000m	800m	600m	400m	200m
Section Times	1:23.69 [4] (0:15.97)	1:07.72 [5] (0:11.30)	0:56.42 [5] (0:11.36)	0:45.06 [5] (0:10.80)	0:34.26 [5] (0:11.16)	0:23.10 [6] (0:11.17)	0:11.93 [6] (0:11.93)
Average Speed [km/h]	45.2	63.7	63.7	66.8	64.3	64.2	60.5
Top Speed [km/h]	62.4	64.9	65.3	67.5	65.9	65.2	64.2
Avg. Dist. to Rail [m]	5.2	1.1	1.1	1.2	1.3	0.8	2.4
Avg. Stride Freq. [Hz]	2.2	2.3	2.4	2.4	2.4	2.4	2.4
Avg. Stride Length [m]	5.7	7.6	7.5	7.7	7.5	7.3	7.2



- [] Ranking at each section and finish
- .-.- No data available at this section
- NA No data available



Horse/Jockey Name	He's Xceptional
Final Rank	5
Fastest Section Time (Section)	0:10.94 (800m)
Top Speed [km/h] (Section)	67.1 (400m)
Race State	Finished



Townsville QLD Professional

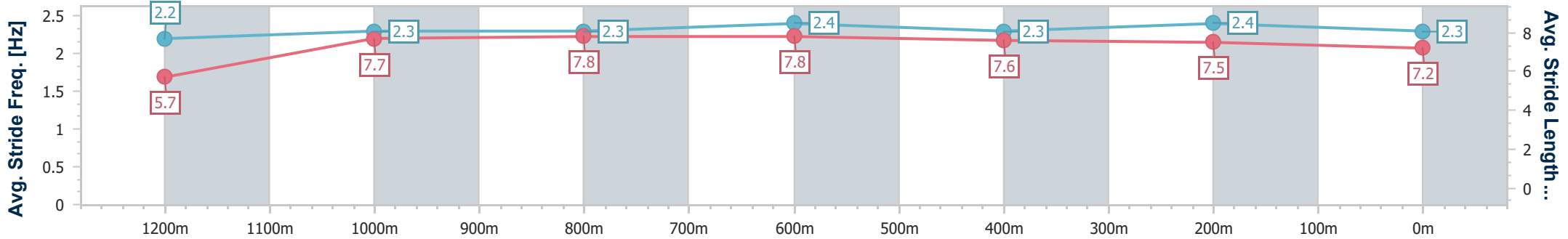
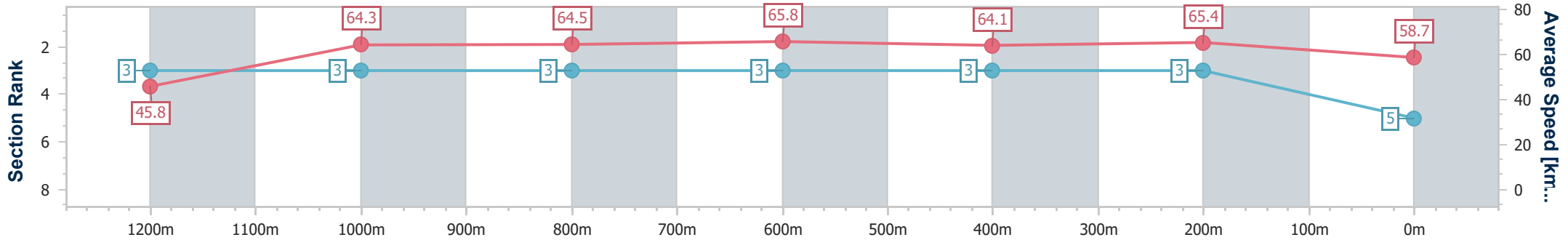
Race 3: LADBROKE MATES MODE OPEN Handicap - 1400m

05 March 2024 - 14:12

Track Rating: Good 4, Weather: Fine, Rail Position: +7.5m 1000m- W/Post; +2m Remainder



Section	Overall	1200m	1000m	800m	600m	400m	200m
Section Times	1:23.73 [5] (0:15.72)	1:08.01 [3] (0:11.22)	0:56.79 [3] (0:11.24)	0:45.55 [3] (0:10.94)	0:34.61 [3] (0:11.25)	0:23.36 [3] (0:11.04)	0:12.32 [3] (0:12.32)
Average Speed [km/h]	45.8	64.3	64.5	65.8	64.1	65.4	58.7
Top Speed [km/h]	64.5	64.9	65.8	66.9	65.0	67.1	63.0
Avg. Dist. to Rail [m]	6.7	1.4	1.0	0.8	0.2	2.3	5.1
Avg. Stride Freq. [Hz]	2.2	2.3	2.3	2.4	2.3	2.4	2.3
Avg. Stride Length [m]	5.7	7.7	7.8	7.8	7.6	7.5	7.2



- [] Ranking at each section and finish
- .-.- No data available at this section
- NA No data available



Horse/Jockey Name	To Love Somebody
Final Rank	6
Fastest Section Time (Section)	0:10.97 (800m)
Top Speed [km/h] (Section)	67.0 (600m)
Race State	Finished



Townsville QLD Professional

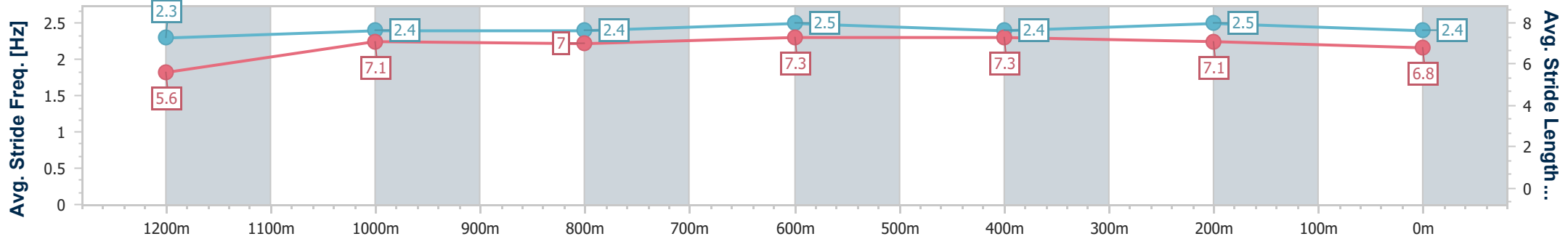
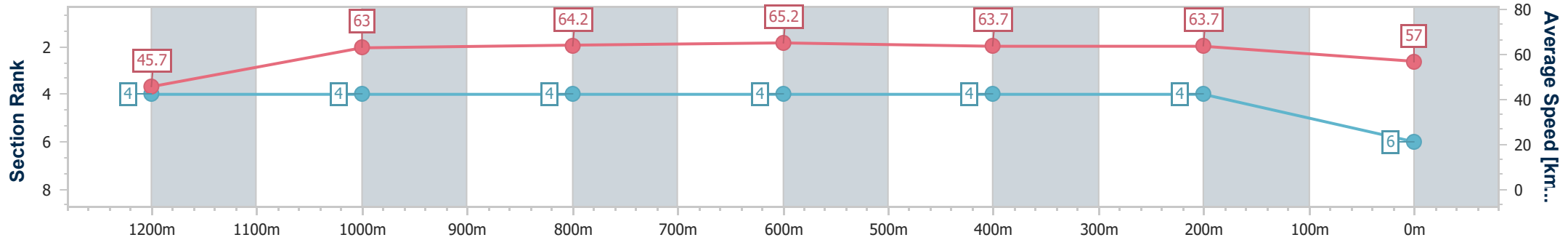
Race 3: LADBROKE MATES MODE OPEN Handicap - 1400m

05 March 2024 - 14:12

Track Rating: Good 4, Weather: Fine, Rail Position: +7.5m 1000m-
W/Post; +2m Remainder



Section	Overall	1200m	1000m	800m	600m	400m	200m
Section Times	1:24.33 [6] (0:15.76)	1:08.57 [4] (0:11.39)	0:57.18 [4] (0:11.10)	0:46.08 [4] (0:10.97)	0:35.11 [4] (0:11.23)	0:23.88 [4] (0:11.25)	0:12.63 [4] (0:12.63)
Average Speed [km/h]	45.7	63.0	64.2	65.2	63.7	63.7	57.0
Top Speed [km/h]	62.6	64.0	65.8	66.9	67.0	65.7	62.5
Avg. Dist. to Rail [m]	5.2	3.3	2.4	0.9	1.9	1.7	1.9
Avg. Stride Freq. [Hz]	2.3	2.4	2.4	2.5	2.4	2.5	2.4
Avg. Stride Length [m]	5.6	7.1	7.0	7.3	7.3	7.1	6.8



- [] Ranking at each section and finish
- .-.- No data available at this section
- NA No data available



Townsville QLD Professional
Race 4: ISABELLA TEH APPRENTICE OF THE YEAR 22/23 BM65
Handicap - 1200m
05 March 2024 - 14:47



Track Rating: Good 4, Weather: Raining, Rail Position: +7.5m 1000m-W/Post; +2m Remainder

Section		Overall	1000m	800m	600m	400m	200m	Last 600m					
Field Times		1:09.71 (0:14.11)	0:55.60 (0:10.81)	0:44.79 (0:10.55)	0:34.24 (0:10.63)	0:23.61 (0:11.25)	0:12.36 (0:12.36)	0:34.24					
Rank	TAB Horse/Jockey	Barrier	Top Speed [km/h]	Fastest Section						Margin	Distance Travelled [m]		
1	6 DUSKY DAMSEL Gabrielle Semmens	6	69.0 800m	0:10.55 800m	1:09.71 [1] (0:14.11)	0:55.60 [1] (0:10.81)	0:44.79 [1] (0:10.55)	0:34.24 [1] (0:10.65)	0:23.59 [2] (0:11.23)	0:12.36 [1] (0:12.36)	1:09.71	0:34.24	
2	5 CASTILE Chris Whiteley	5	68.9 800m	0:10.56 800m	1:09.74 [2] (0:14.61)	0:55.13 [5] (0:10.95)	0:44.18 [5] (0:10.56)	0:33.62 [5] (0:10.64)	0:22.98 [5] (0:11.09)	0:11.89 [5] (0:11.89)	0.16L	0:33.62	+2
3	7 STRATEGIST Samantha Collett	7	69.1 800m	0:10.56 800m	1:09.81 [3] (0:14.41)	0:55.40 [3] (0:10.84)	0:44.56 [3] (0:10.56)	0:34.00 [3] (0:10.71)	0:23.29 [3] (0:11.29)	0:12.00 [4] (0:12.00)	0.62L	0:34.00	+2
4	1 STICK TO YOUR GUNS Lachlan Overall	1	68.8 800m	0:10.47 800m	1:10.12 [4] (0:14.40)	0:55.72 [2] (0:10.63)	0:45.09 [2] (0:10.47)	0:34.62 [2] (0:10.60)	0:24.02 [1] (0:11.42)	0:12.60 [2] (0:12.60)	2.44L	0:34.62	+3
5	4 BOLD HUNTER Adrian Layt	4	69.0 800m	0:10.53 800m	1:10.30 [5] (0:14.85)	0:55.45 [7] (0:10.82)	0:44.63 [7] (0:10.53)	0:34.10 [7] (0:10.77)	0:23.33 [7] (0:11.16)	0:12.17 [6] (0:12.17)	3.45L	0:34.10	+3
6	3 RAZMENT Nathan Thomas	3	69.2 1000m	0:10.61 800m	1:10.40 [6] (0:14.57)	0:55.83 [4] (0:10.74)	0:45.09 [4] (0:10.61)	0:34.48 [4] (0:10.75)	0:23.73 [4] (0:11.12)	0:12.61 [3] (0:12.61)	4.05L	0:34.48	+3
7	2 COUNT OF CARFORD Ryan Wiggins	2	69.9 800m	0:10.58 800m	1:10.91 [7] (0:14.68)	0:56.23 [6] (0:10.92)	0:45.31 [6] (0:10.58)	0:34.73 [6] (0:10.79)	0:23.94 [6] (0:11.41)	0:12.53 [7] (0:12.53)	7.09L	0:34.73	+4

Scratched: King's Halo (#8)

[] Ranking at each section and finish
 -:-:- No data available at this section
 NA No data available

SCN Saddle cloth number
 DNF Did not finish
 DNT Did not track



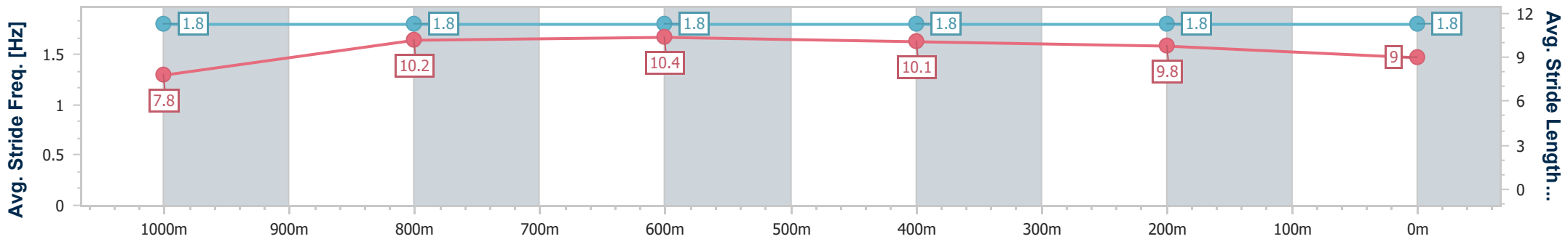
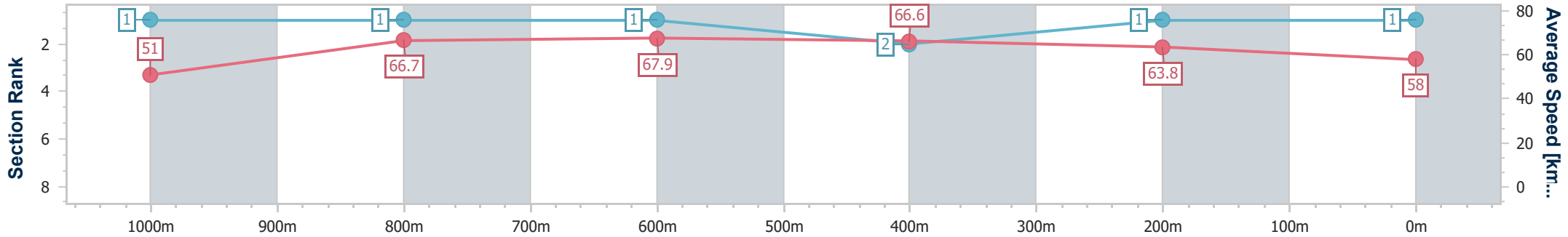
Horse/Jockey Name	Dusky Damsel
Final Rank	1
Fastest Section Time (Section)	0:10.55 (800m)
Top Speed [km/h] (Section)	69.0 (800m)
Race State	Finished



Townsville QLD Professional
 Race 4: ISABELLA TEH APPRENTICE OF THE YEAR 22/23
 BM65 Handicap - 1200m
 05 March 2024 - 14:47
 Track Rating: Good 4, Weather: Raining, Rail Position: +7.5m
 1000m-W/Post; +2m Remainder



Section	Overall	1000m	800m	600m	400m	200m								
Section Times	1:09.71 [1] (0:14.11)	0:55.60 [1] (0:10.81)	0:44.79 [1] (0:10.55)	0:34.24 [1] (0:10.65)	0:23.59 [2] (0:11.23)	0:12.36 [1] (0:12.36)								
Average Speed [km/h]	51.0	66.7	67.9	66.6	63.8	58.0								
Top Speed [km/h]	66.5	68.6	69.0	68.3	65.7	62.0								
Avg. Dist. to Rail [m]	3.3	0.8	1.4	2.9	2.6	0.7								
Avg. Stride Freq. [Hz]	1.8	1.8	1.8	1.8	1.8	1.8								
Avg. Stride Length [m]	7.8	10.2	10.4	10.1	9.8	9.0								



- [] Ranking at each section and finish
- .-.- No data available at this section
- NA No data available



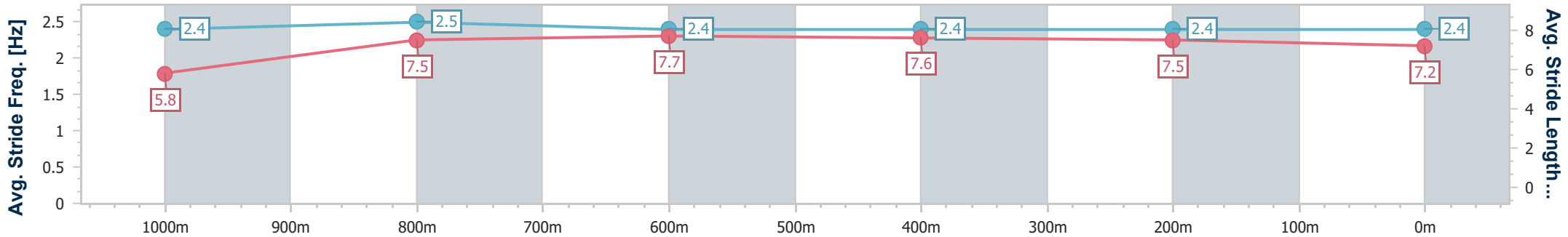
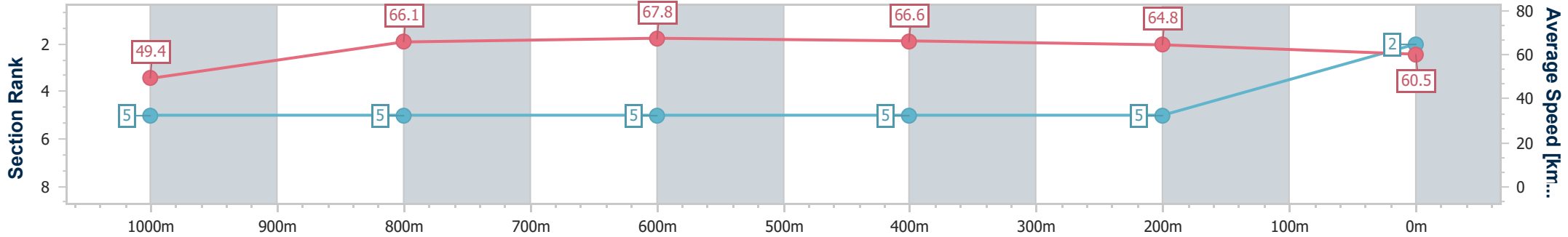
Horse/Jockey Name	Castile
Final Rank	2
Fastest Section Time (Section)	0:10.56 (800m)
Top Speed [km/h] (Section)	68.9 (800m)
Race State	Finished



Townsville QLD Professional
Race 4: ISABELLA TEH APPRENTICE OF THE YEAR 22/23
BM65 Handicap - 1200m
05 March 2024 - 14:47
Track Rating: Good 4, Weather: Raining, Rail Position: +7.5m
1000m-W/Post; +2m Remainder



Section	Overall	1000m	800m	600m	400m	200m								
Section Times	1:09.74 [2] (0:14.61)	0:55.13 [5] (0:10.95)	0:44.18 [5] (0:10.56)	0:33.62 [5] (0:10.64)	0:22.98 [5] (0:11.09)	0:11.89 [5] (0:11.89)								
Average Speed [km/h]	49.4	66.1	67.8	66.6	64.8	60.5								
Top Speed [km/h]	66.2	66.5	68.9	68.4	65.7	64.1								
Avg. Dist. to Rail [m]	1.8	0.9	1.4	2.7	1.5	2.7								
Avg. Stride Freq. [Hz]	2.4	2.5	2.4	2.4	2.4	2.4								
Avg. Stride Length [m]	5.8	7.5	7.7	7.6	7.5	7.2								



- [] Ranking at each section and finish
- .-.- No data available at this section
- NA No data available



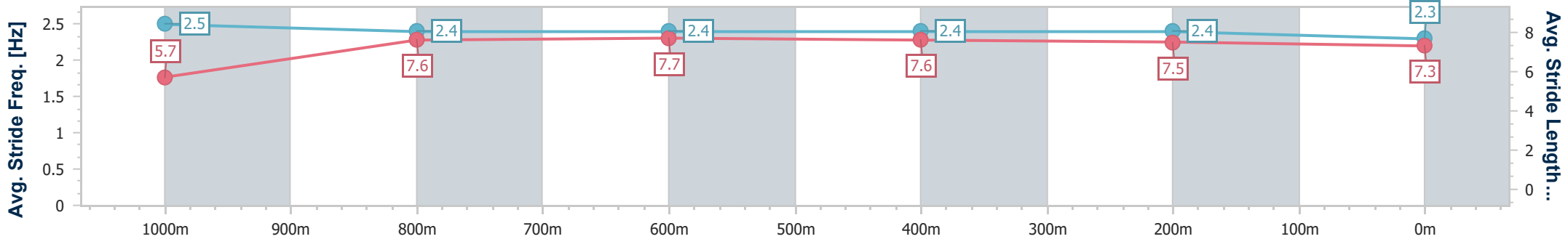
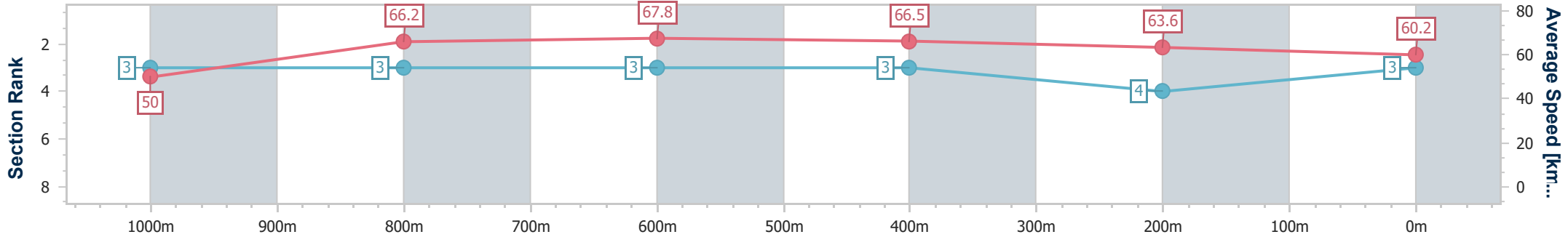
Horse/Jockey Name	Strategist
Final Rank	3
Fastest Section Time (Section)	0:10.56 (800m)
Top Speed [km/h] (Section)	69.1 (800m)
Race State	Finished



Townsville QLD Professional
Race 4: ISABELLA TEH APPRENTICE OF THE YEAR 22/23
BM65 Handicap - 1200m
05 March 2024 - 14:47
Track Rating: Good 4, Weather: Raining, Rail Position: +7.5m
1000m-W/Post; +2m Remainder



Section	Overall	1000m	800m	600m	400m	200m
Section Times	1:09.81 [3] (0:14.41)	0:55.40 [3] (0:10.84)	0:44.56 [3] (0:10.56)	0:34.00 [3] (0:10.71)	0:23.29 [3] (0:11.29)	0:12.00 [4] (0:12.00)
Average Speed [km/h]	50.0	66.2	67.8	66.5	63.6	60.2
Top Speed [km/h]	65.9	67.5	69.1	68.3	65.5	62.1
Avg. Dist. to Rail [m]	2.0	0.5	1.2	2.0	1.5	0.9
Avg. Stride Freq. [Hz]	2.5	2.4	2.4	2.4	2.4	2.3
Avg. Stride Length [m]	5.7	7.6	7.7	7.6	7.5	7.3



- [] Ranking at each section and finish
- .-.- No data available at this section
- NA No data available



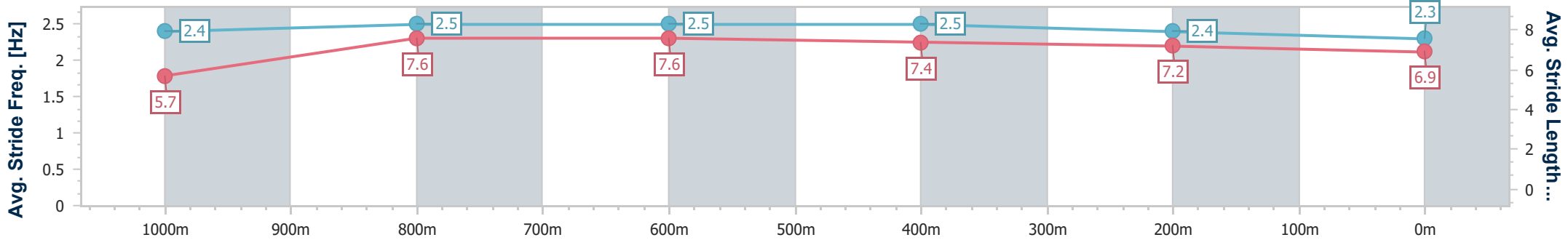
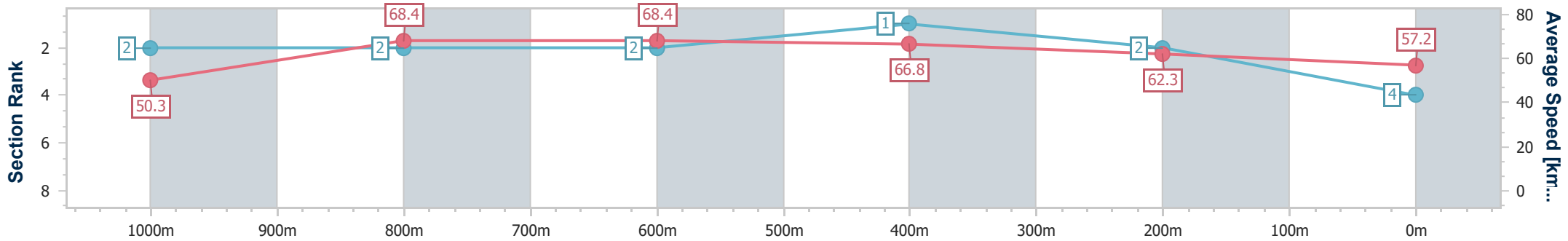
Horse/Jockey Name	Stick To Your Guns
Final Rank	4
Fastest Section Time (Section)	0:10.47 (800m)
Top Speed [km/h] (Section)	68.8 (800m)
Race State	Finished



Townsville QLD Professional
Race 4: ISABELLA TEH APPRENTICE OF THE YEAR 22/23
BM65 Handicap - 1200m
05 March 2024 - 14:47
Track Rating: Good 4, Weather: Raining, Rail Position: +7.5m
1000m-W/Post; +2m Remainder



Section	Overall	1000m	800m	600m	400m	200m								
Section Times	1:10.12 [4] (0:14.40)	0:55.72 [2] (0:10.63)	0:45.09 [2] (0:10.47)	0:34.62 [2] (0:10.60)	0:24.02 [1] (0:11.42)	0:12.60 [2] (0:12.60)								
Average Speed [km/h]	50.3	68.4	68.4	66.8	62.3	57.2								
Top Speed [km/h]	67.5	68.6	68.8	67.7	65.5	61.1								
Avg. Dist. to Rail [m]	4.3	1.9	1.3	3.9	4.3	1.3								
Avg. Stride Freq. [Hz]	2.4	2.5	2.5	2.5	2.4	2.3								
Avg. Stride Length [m]	5.7	7.6	7.6	7.4	7.2	6.9								



- [] Ranking at each section and finish
- .-.- No data available at this section
- NA No data available



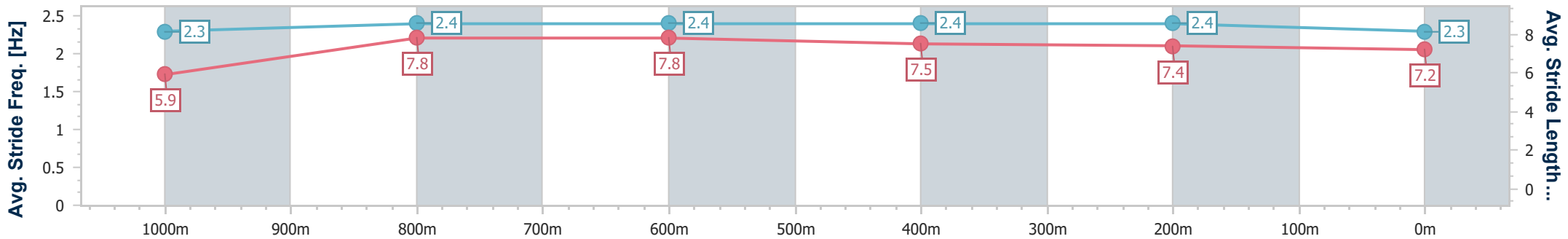
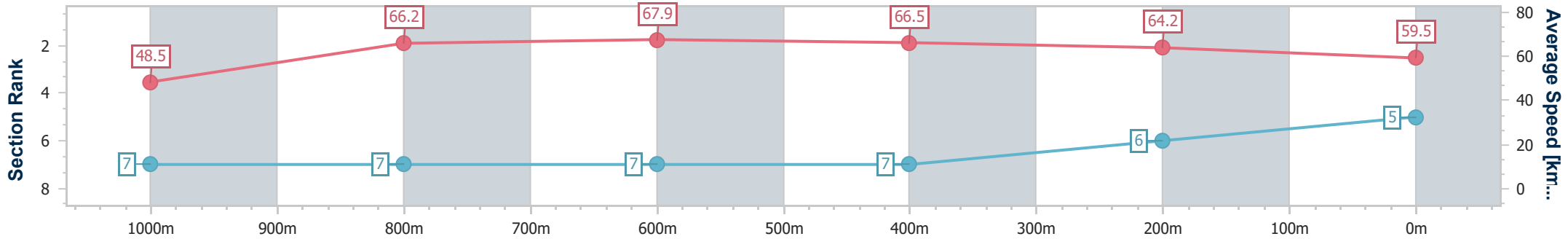
Horse/Jockey Name	Bold Hunter
Final Rank	5
Fastest Section Time (Section)	0:10.53 (800m)
Top Speed [km/h] (Section)	69.0 (800m)
Race State	Finished



Townsville QLD Professional
Race 4: ISABELLA TEH APPRENTICE OF THE YEAR 22/23
BM65 Handicap - 1200m
05 March 2024 - 14:47
Track Rating: Good 4, Weather: Raining, Rail Position: +7.5m
1000m-W/Post; +2m Remainder



Section	Overall	1000m	800m	600m	400m	200m								
Section Times	1:10.30 [5] (0:14.85)	0:55.45 [7] (0:10.82)	0:44.63 [7] (0:10.53)	0:34.10 [7] (0:10.77)	0:23.33 [7] (0:11.16)	0:12.17 [6] (0:12.17)								
Average Speed [km/h]	48.5	66.2	67.9	66.5	64.2	59.5								
Top Speed [km/h]	66.6	67.0	69.0	68.9	65.9	62.9								
Avg. Dist. to Rail [m]	3.1	0.6	1.0	1.7	2.6	5.2								
Avg. Stride Freq. [Hz]	2.3	2.4	2.4	2.4	2.4	2.3								
Avg. Stride Length [m]	5.9	7.8	7.8	7.5	7.4	7.2								



- [] Ranking at each section and finish
- .-.- No data available at this section
- NA No data available



Horse/Jockey Name	Razment
Final Rank	6
Fastest Section Time (Section)	0:10.61 (800m)
Top Speed [km/h] (Section)	69.2 (1000m)
Race State	Finished



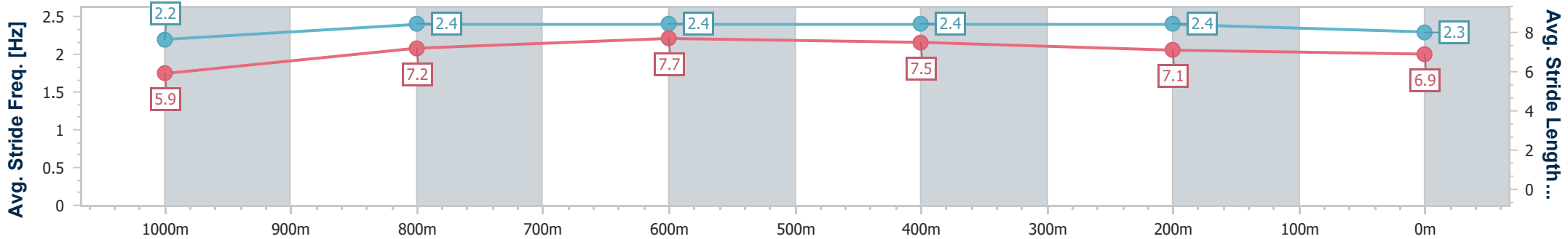
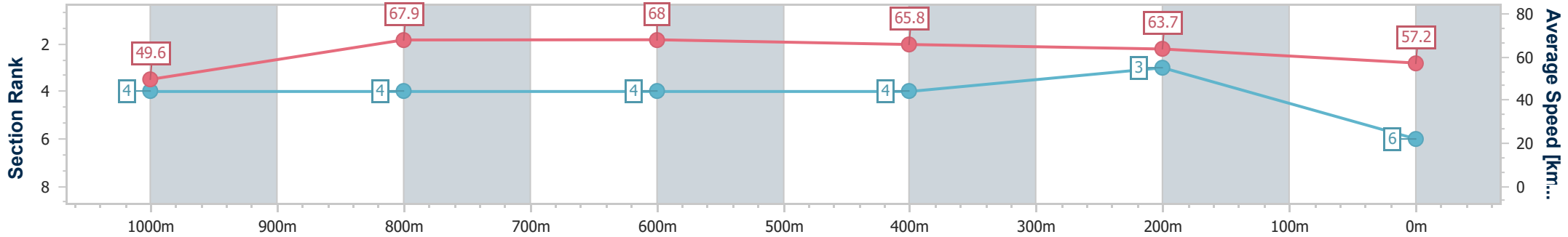
Townsville QLD Professional
 Race 4: ISABELLA TEH APPRENTICE OF THE YEAR 22/23
 BM65 Handicap - 1200m



05 March 2024 - 14:47

Track Rating: Good 4, Weather: Raining, Rail Position: +7.5m
 1000m-W/Post; +2m Remainder

Section	Overall	1000m	800m	600m	400m	200m								
Section Times	1:10.40 [6] (0:14.57)	0:55.83 [4] (0:10.74)	0:45.09 [4] (0:10.61)	0:34.48 [4] (0:10.75)	0:23.73 [4] (0:11.12)	0:12.61 [3] (0:12.61)								
Average Speed [km/h]	49.6	67.9	68.0	65.8	63.7	57.2								
Top Speed [km/h]	66.3	69.2	68.7	66.9	65.4	61.5								
Avg. Dist. to Rail [m]	5.3	2.9	0.7	3.8	5.3	1.8								
Avg. Stride Freq. [Hz]	2.2	2.4	2.4	2.4	2.4	2.3								
Avg. Stride Length [m]	5.9	7.2	7.7	7.5	7.1	6.9								



- [] Ranking at each section and finish
- .-.- No data available at this section
- NA No data available



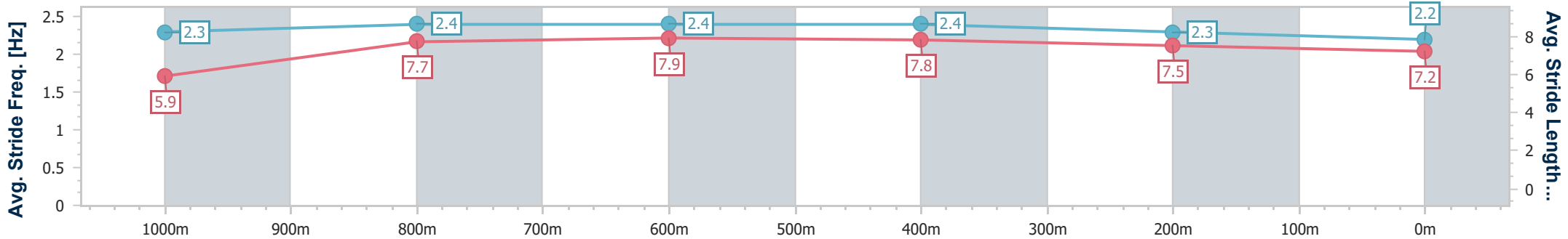
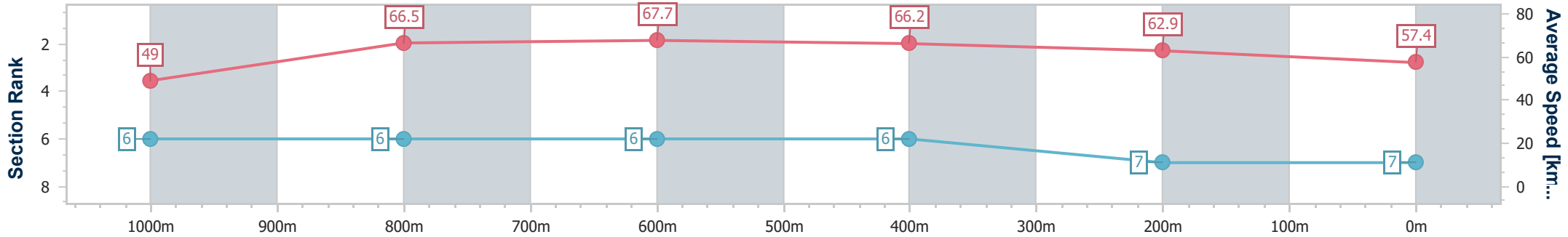
Horse/Jockey Name	Count Of Carford
Final Rank	7
Fastest Section Time (Section)	0:10.58 (800m)
Top Speed [km/h] (Section)	69.9 (800m)
Race State	Finished



Townsville QLD Professional
 Race 4: ISABELLA TEH APPRENTICE OF THE YEAR 22/23
 BM65 Handicap - 1200m
 05 March 2024 - 14:47
 Track Rating: Good 4, Weather: Raining, Rail Position: +7.5m
 1000m-W/Post; +2m Remainder



Section	Overall	1000m	800m	600m	400m	200m							
Section Times	1:10.91 [7] (0:14.68)	0:56.23 [6] (0:10.92)	0:45.31 [6] (0:10.58)	0:34.73 [6] (0:10.79)	0:23.94 [6] (0:11.41)	0:12.53 [7] (0:12.53)							
Average Speed [km/h]	49.0	66.5	67.7	66.2	62.9	57.4							
Top Speed [km/h]	67.7	67.0	69.9	69.4	65.0	61.6							
Avg. Dist. to Rail [m]	3.6	1.2	0.7	2.0	1.4	2.9							
Avg. Stride Freq. [Hz]	2.3	2.4	2.4	2.4	2.3	2.2							
Avg. Stride Length [m]	5.9	7.7	7.9	7.8	7.5	7.2							



- [] Ranking at each section and finish
- .-.- No data available at this section
- NA No data available



Townsville QLD Professional
Race 5: LACEY MORRISON JOCKEY OF THE YEAR 22/23 BM70
Handicap - 1000m
05 March 2024 - 16:04



Track Rating: Soft 7, Weather: Fine, Rail Position: +7.5m 1000m-W/Post; +2m Remainder

Section		Overall	800m	600m	400m	200m	Last 600m					
Field Times		0:56.67 (0:13.55)	0:43.12 (0:10.09)	0:33.03 (0:10.40)	0:22.63 (0:10.80)	0:11.83 (0:11.83)	0:33.03					
Rank	TAB Horse/Jockey	Barrier	Top Speed [km/h]	Fastest Section	Margin					Distance Travelled [m]		
1	3 HURTLE Ryan Wiggins	3	73.0 800m	0:10.07 800m	0:56.67 [1] (0:13.57)	0:43.10 [2] (0:10.07)	0:33.03 [1] (0:10.40)	0:22.63 [1] (0:10.80)	0:11.83 [1] (0:11.83)	0:56.67	0:33.03	
2	9 WANNA TWEET Chris Whiteley	9	71.8 800m	0:10.20 800m	0:56.95 [2] (0:13.61)	0:43.34 [3] (0:10.20)	0:33.14 [4] (0:10.53)	0:22.61 [4] (0:10.84)	0:11.77 [2] (0:11.77)	1.64L	0:33.14	+1
3	4 BEAUTY BOOM Gabrielle Semmens	4	72.4 800m	0:10.15 800m	0:57.13 [3] (0:13.62)	0:43.51 [4] (0:10.15)	0:33.36 [3] (0:10.51)	0:22.85 [2] (0:11.00)	0:11.85 [3] (0:11.85)	2.72L	0:33.36	+3
4	8 TRINITY MISSILE Tessa Townsend	8	73.5 Overall	0:10.19 800m	0:57.49 [4] (0:13.55)	0:43.94 [1] (0:10.19)	0:33.75 [2] (0:10.54)	0:23.21 [3] (0:11.21)	0:12.00 [4] (0:12.00)	4.87L	0:33.75	+6
5	6 ACOUSTIX Adam Sewell	6	72.9 800m	0:10.03 800m	0:57.57 [5] (0:13.89)	0:43.68 [5] (0:10.03)	0:33.65 [5] (0:10.47)	0:23.18 [5] (0:11.11)	0:12.07 [5] (0:12.07)	5.32L	0:33.65	+1
6	7 DON'T TELL LEEANNE Adrian Layt	7	71.7 800m	0:10.25 800m	0:57.77 [6] (0:13.98)	0:43.79 [6] (0:10.25)	0:33.54 [6] (0:10.45)	0:23.09 [6] (0:11.01)	0:12.08 [6] (0:12.08)	6.47L	0:33.54	+2

Scratched: Never Cry (#5), Fight In The Dog (#10), Bold Hunter (#11), Thatfeelsbetter (#1), Eyewitness (#2)

[] Ranking at each section and finish
 -:-:- No data available at this section
 NA No data available

SCN Saddle cloth number
 DNF Did not finish
 DNT Did not track



Horse/Jockey Name	Hurtle
Final Rank	1
Fastest Section Time (Section)	0:10.07 (800m)
Top Speed [km/h] (Section)	73.0 (800m)
Race State	Finished



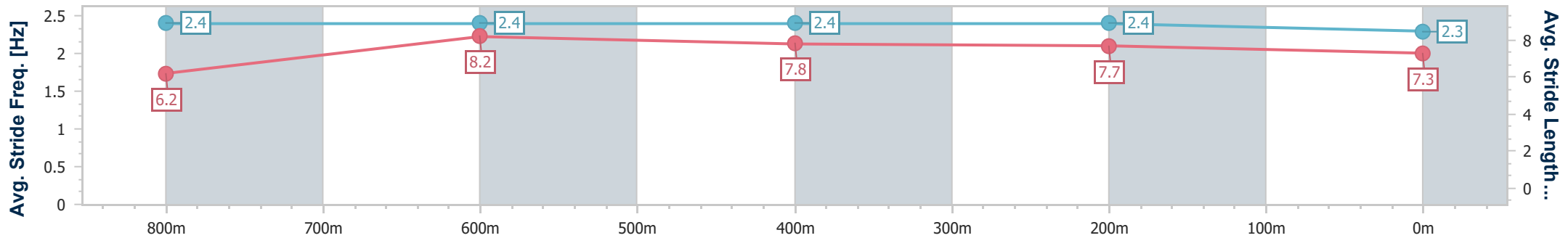
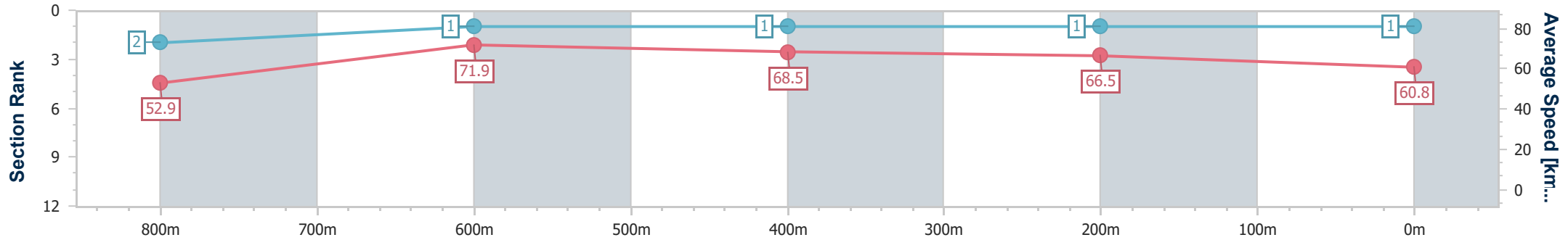
Townsville QLD Professional
Race 5: LACEY MORRISON JOCKEY OF THE YEAR 22/23 BM70
Handicap - 1000m



05 March 2024 - 16:04

Track Rating: Soft 7, Weather: Fine, Rail Position: +7.5m 1000m-
W/Post; +2m Remainder

Section	Overall	800m	600m	400m	200m
Section Times	0:56.67 [1] (0:13.57)	0:43.10 [2] (0:10.07)	0:33.03 [1] (0:10.40)	0:22.63 [1] (0:10.80)	0:11.83 [1] (0:11.83)
Average Speed [km/h]	52.9	71.9	68.5	66.5	60.8
Top Speed [km/h]	72.4	73.0	70.3	68.2	64.0
Avg. Dist. to Rail [m]	3.1	1.5	2.0	1.8	4.3
Avg. Stride Freq. [Hz]	2.4	2.4	2.4	2.4	2.3
Avg. Stride Length [m]	6.2	8.2	7.8	7.7	7.3



- [] Ranking at each section and finish
- .-.- No data available at this section
- NA No data available



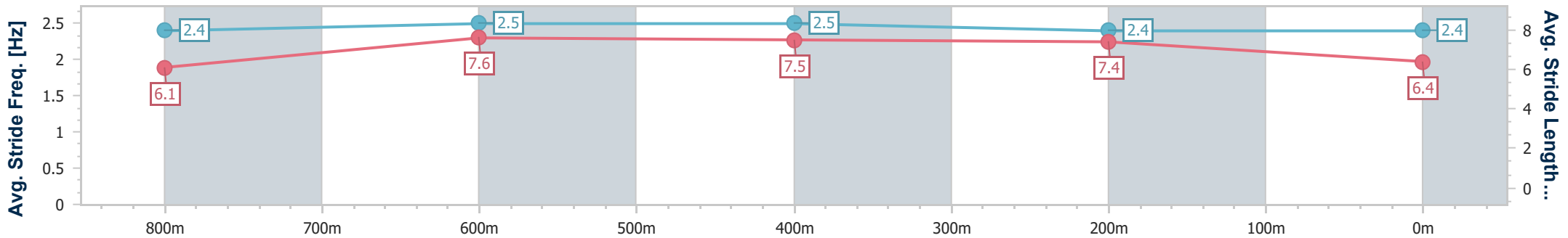
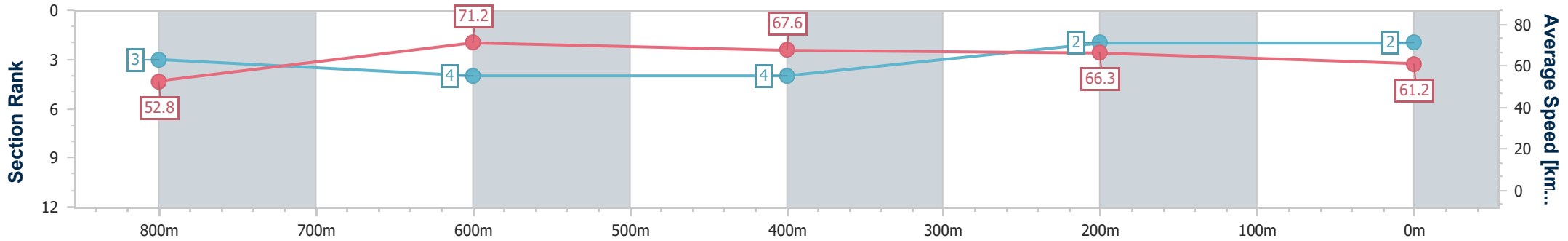
Horse/Jockey Name	Wanna Tweet
Final Rank	2
Fastest Section Time (Section)	0:10.20 (800m)
Top Speed [km/h] (Section)	71.8 (800m)
Race State	Finished



Townsville QLD Professional
 Race 5: LACEY MORRISON JOCKEY OF THE YEAR 22/23 BM70
 Handicap - 1000m
 05 March 2024 - 16:04
 Track Rating: Soft 7, Weather: Fine, Rail Position: +7.5m 1000m-
 W/Post; +2m Remainder



Section	Overall	800m	600m	400m	200m
Section Times	0:56.95 [2] (0:13.61)	0:43.34 [3] (0:10.20)	0:33.14 [4] (0:10.53)	0:22.61 [4] (0:10.84)	0:11.77 [2] (0:11.77)
Average Speed [km/h]	52.8	71.2	67.6	66.3	61.2
Top Speed [km/h]	71.4	71.8	70.3	66.8	65.6
Avg. Dist. to Rail [m]	5.4	1.9	1.7	2.2	6.2
Avg. Stride Freq. [Hz]	2.4	2.5	2.5	2.4	2.4
Avg. Stride Length [m]	6.1	7.6	7.5	7.4	6.4



- [] Ranking at each section and finish
- .-.- No data available at this section
- NA No data available



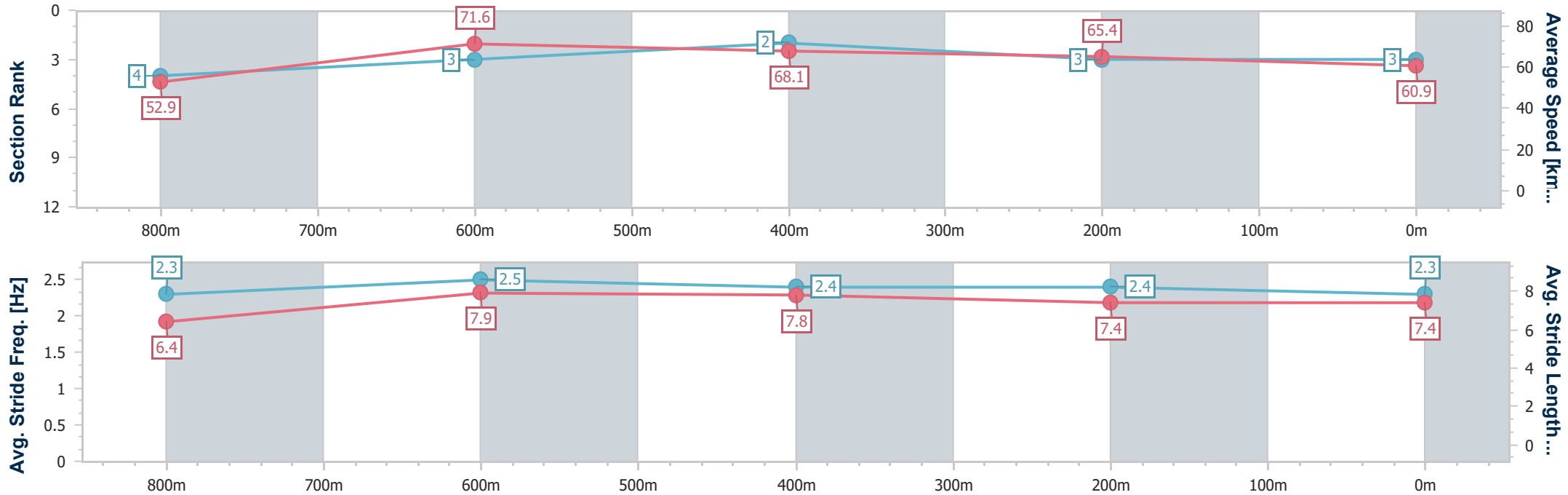
Horse/Jockey Name	Beauty Boom
Final Rank	3
Fastest Section Time (Section)	0:10.15 (800m)
Top Speed [km/h] (Section)	72.4 (800m)
Race State	Finished



Townsville QLD Professional
 Race 5: LACEY MORRISON JOCKEY OF THE YEAR 22/23 BM70
 Handicap - 1000m
 05 March 2024 - 16:04
 Track Rating: Soft 7, Weather: Fine, Rail Position: +7.5m 1000m-
 W/Post; +2m Remainder



Section	Overall	800m	600m	400m	200m
Section Times	0:57.13 [3] (0:13.62)	0:43.51 [4] (0:10.15)	0:33.36 [3] (0:10.51)	0:22.85 [2] (0:11.00)	0:11.85 [3] (0:11.85)
Average Speed [km/h]	52.9	71.6	68.1	65.4	60.9
Top Speed [km/h]	71.1	72.4	70.3	67.6	64.0
Avg. Dist. to Rail [m]	6.4	2.8	1.0	2.8	7.1
Avg. Stride Freq. [Hz]	2.3	2.5	2.4	2.4	2.3
Avg. Stride Length [m]	6.4	7.9	7.8	7.4	7.4



- [] Ranking at each section and finish
- .-.- No data available at this section
- NA No data available



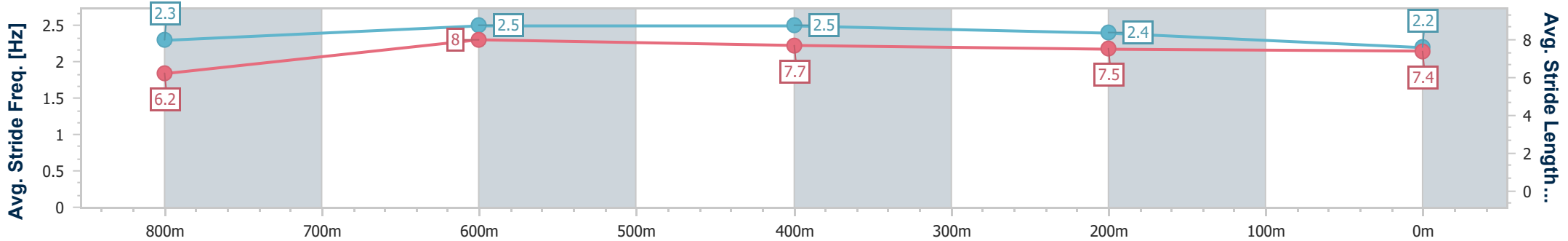
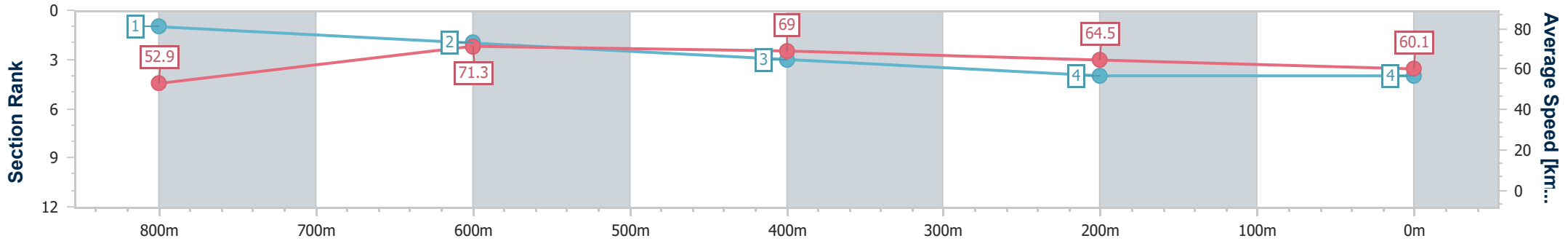
Horse/Jockey Name	Trinity Missile
Final Rank	4
Fastest Section Time (Section)	0:10.19 (800m)
Top Speed [km/h] (Section)	73.5 (Overall)
Race State	Finished



Townsville QLD Professional
 Race 5: LACEY MORRISON JOCKEY OF THE YEAR 22/23 BM70
 Handicap - 1000m
 05 March 2024 - 16:04
 Track Rating: Soft 7, Weather: Fine, Rail Position: +7.5m 1000m-
 W/Post; +2m Remainder



Section	Overall	800m	600m	400m	200m
Section Times	0:57.49 [4] (0:13.55)	0:43.94 [1] (0:10.19)	0:33.75 [2] (0:10.54)	0:23.21 [3] (0:11.21)	0:12.00 [4] (0:12.00)
Average Speed [km/h]	52.9	71.3	69.0	64.5	60.1
Top Speed [km/h]	73.5	72.7	70.8	65.6	63.1
Avg. Dist. to Rail [m]	5.3	2.3	1.4	5.6	5.7
Avg. Stride Freq. [Hz]	2.3	2.5	2.5	2.4	2.2
Avg. Stride Length [m]	6.2	8.0	7.7	7.5	7.4



- [] Ranking at each section and finish
- .-.- No data available at this section
- NA No data available



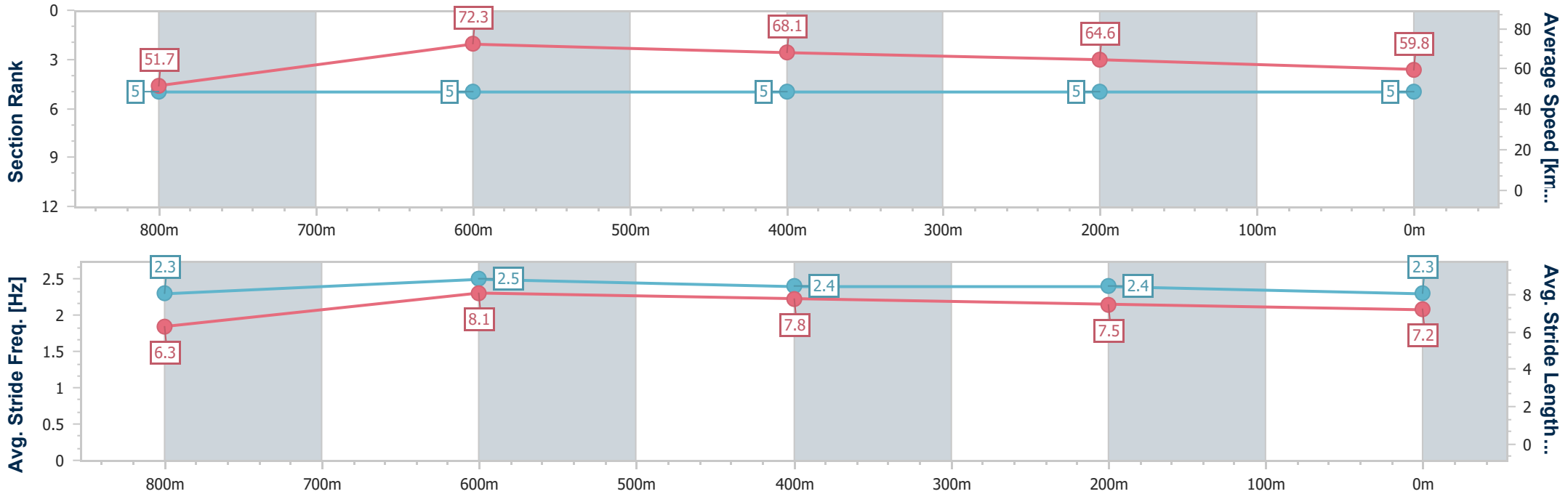
Horse/Jockey Name	Acoustix
Final Rank	5
Fastest Section Time (Section)	0:10.03 (800m)
Top Speed [km/h] (Section)	72.9 (800m)
Race State	Finished



Townsville QLD Professional
 Race 5: LACEY MORRISON JOCKEY OF THE YEAR 22/23 BM70
 Handicap - 1000m
 05 March 2024 - 16:04
 Track Rating: Soft 7, Weather: Fine, Rail Position: +7.5m 1000m-
 W/Post; +2m Remainder



Section	Overall	800m	600m	400m	200m
Section Times	0:57.57 [5] (0:13.89)	0:43.68 [5] (0:10.03)	0:33.65 [5] (0:10.47)	0:23.18 [5] (0:11.11)	0:12.07 [5] (0:12.07)
Average Speed [km/h]	51.7	72.3	68.1	64.6	59.8
Top Speed [km/h]	71.8	72.9	70.8	66.1	62.6
Avg. Dist. to Rail [m]	4.1	2.0	1.9	1.6	3.7
Avg. Stride Freq. [Hz]	2.3	2.5	2.4	2.4	2.3
Avg. Stride Length [m]	6.3	8.1	7.8	7.5	7.2



- [] Ranking at each section and finish
- .-.- No data available at this section
- NA No data available



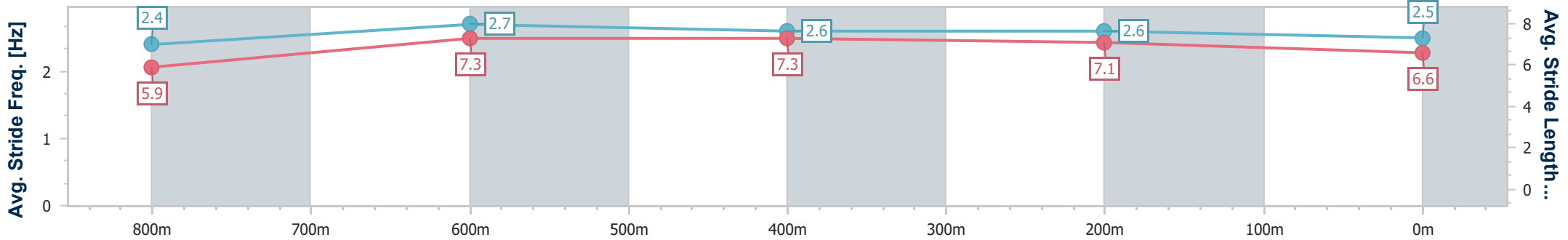
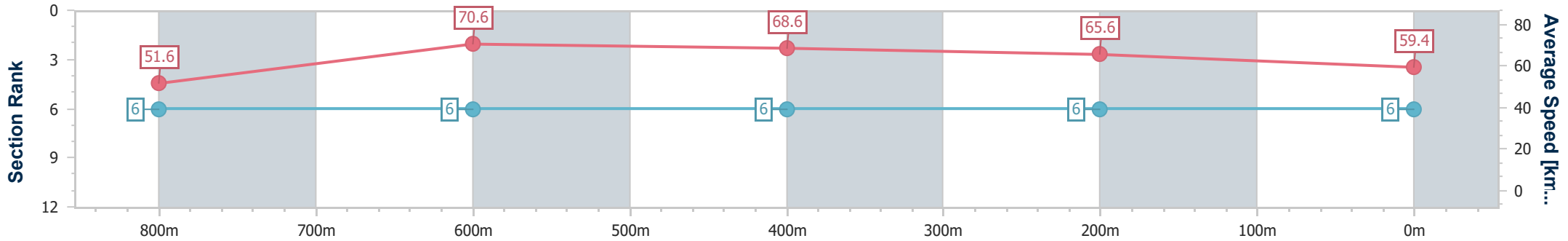
Horse/Jockey Name	Don't Tell Leanne
Final Rank	6
Fastest Section Time (Section)	0:10.25 (800m)
Top Speed [km/h] (Section)	71.7 (800m)
Race State	Finished



Townsville QLD Professional
 Race 5: LACEY MORRISON JOCKEY OF THE YEAR 22/23 BM70
 Handicap - 1000m
 05 March 2024 - 16:04
 Track Rating: Soft 7, Weather: Fine, Rail Position: +7.5m 1000m-
 W/Post; +2m Remainder



Section	Overall	800m	600m	400m	200m
Section Times	0:57.77 [6] (0:13.98)	0:43.79 [6] (0:10.25)	0:33.54 [6] (0:10.45)	0:23.09 [6] (0:11.01)	0:12.08 [6] (0:12.08)
Average Speed [km/h]	51.6	70.6	68.6	65.6	59.4
Top Speed [km/h]	70.0	71.7	70.5	67.5	63.8
Avg. Dist. to Rail [m]	7.2	2.8	1.1	2.2	4.6
Avg. Stride Freq. [Hz]	2.4	2.7	2.6	2.6	2.5
Avg. Stride Length [m]	5.9	7.3	7.3	7.1	6.6



- [] Ranking at each section and finish
- .-.- No data available at this section
- NA No data available



Townsville QLD Professional
Race 6: GEORGIE HOLT TRAINER OF THE YEAR 22/23 QTIS Three-Years
-Old Handicap - 1200m
05 March 2024 - 16:40



Track Rating: Soft 7, Weather: Fine, Rail Position: +7.5m 1000m-W/Post; +2m Remainder

Section		Overall	1000m	800m	600m	400m	200m	Last 600m						
Field Times		1:10.54 (0:13.94)	0:56.60 (0:10.76)	0:45.84 (0:10.85)	0:34.99 (0:11.04)	0:23.95 (0:11.64)	0:12.31 (0:12.31)	0:34.99						
Rank	TAB Horse/Jockey	Barrier	Top Speed [km/h]	Fastest Section									Margin	Distance Travelled [m]
1	8 YELLOWSTONE BETH Adrian Layt	8	68.7 800m	0:10.75 800m	1:10.54 [1] (0:14.83)	0:55.71 [10] (0:10.88)	0:44.83 [9] (0:10.75)	0:34.08 [9] (0:11.02)	0:23.06 [8] (0:11.18)	0:11.88 [8] (0:11.88)	1:10.54	0:34.08		
2	1 NAZORIAN Jenna Edwards	1	69.3 800m	0:10.78 1000m	1:10.85 [2] (0:14.12)	0:56.73 [2] (0:10.78)	0:45.95 [3] (0:10.78)	0:35.17 [3] (0:10.91)	0:24.26 [1] (0:11.64)	0:12.62 [1] (0:12.62)	1.82L	0:35.17	-1	
3	6 PUSS BOOTS Jason Taylor	6	68.8 800m	0:10.75 800m	1:10.85 [3] (0:14.30)	0:56.55 [4] (0:10.83)	0:45.72 [4] (0:10.75)	0:34.97 [4] (0:11.04)	0:23.93 [4] (0:11.56)	0:12.37 [4] (0:12.37)	1.84L	0:34.97	-7	
4	4 CRAICARO Frank Edwards	4	68.1 800m	0:10.72 800m	1:10.96 [4] (0:14.50)	0:56.46 [8] (0:10.88)	0:45.58 [7] (0:10.72)	0:34.86 [7] (0:11.02)	0:23.84 [6] (0:11.39)	0:12.45 [5] (0:12.45)	2.49L	0:34.86	-3	
5	5 TAHKIAN BUBBLES Chris Whiteley	5	67.9 800m	0:10.79 800m	1:11.08 [5] (0:14.38)	0:56.70 [5] (0:10.82)	0:45.88 [5] (0:10.79)	0:35.09 [6] (0:11.14)	0:23.95 [7] (0:11.49)	0:12.46 [7] (0:12.46)	3.16L	0:35.09	-5	
6	3 FLORAL CODE Carl Spry	3	69.2 800m	0:10.68 800m	1:11.19 [6] (0:14.39)	0:56.80 [6] (0:10.91)	0:45.89 [6] (0:10.68)	0:35.21 [5] (0:11.00)	0:24.21 [5] (0:11.44)	0:12.77 [3] (0:12.77)	3.82L	0:35.21	-4	
7	2 MISHANI MAVERICK Gabrielle Semmens	2	70.0 1000m	0:10.76 1000m	1:12.30 [7] (0:13.94)	0:58.36 [1] (0:10.76)	0:47.60 [1] (0:10.86)	0:36.74 [2] (0:11.13)	0:25.61 [3] (0:11.73)	0:13.88 [2] (0:13.88)	10.32L	0:36.74	-1	
8	7 THE WALLET Nathan Thomas	7	69.9 1000m	0:10.60 1000m	1:12.50 [8] (0:14.14)	0:58.36 [3] (0:10.60)	0:47.76 [2] (0:10.81)	0:36.95 [1] (0:11.08)	0:25.87 [2] (0:11.97)	0:13.90 [6] (0:13.90)	11.56L	0:36.95	-13	
9	11 MISHANI STAR Tessa Townsend	11	67.9 800m	0:10.90 800m	1:13.10 [9] (0:14.43)	0:58.67 [7] (0:11.12)	0:47.55 [8] (0:10.90)	0:36.65 [8] (0:11.42)	0:25.23 [9] (0:12.08)	0:13.15 [9] (0:13.15)	15.04L	0:36.65	-2	
10	12 WILD AFFAIR Adam Sewell	12	68.0 1000m	0:10.82 800m	1:13.23 [10] (0:14.82)	0:58.41 [9] (0:10.92)	0:47.49 [10] (0:10.82)	0:36.67 [10] (0:11.47)	0:25.20 [10] (0:11.95)	0:13.25 [10] (0:13.25)	15.84L	0:36.67	-6	

Scratched: Maggie's Me Name (#9), Sweet Kisses (#10)



Horse/Jockey Name	Yellowstone Beth
Final Rank	1
Fastest Section Time (Section)	0:10.75 (800m)
Top Speed [km/h] (Section)	68.7 (800m)
Race State	Finished



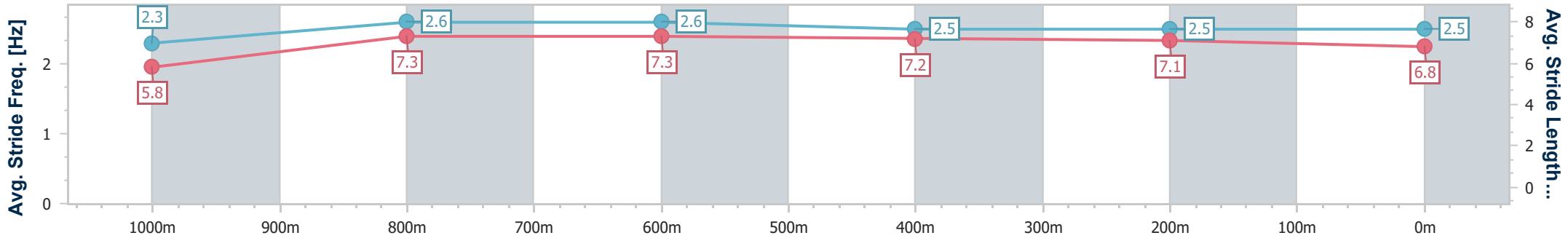
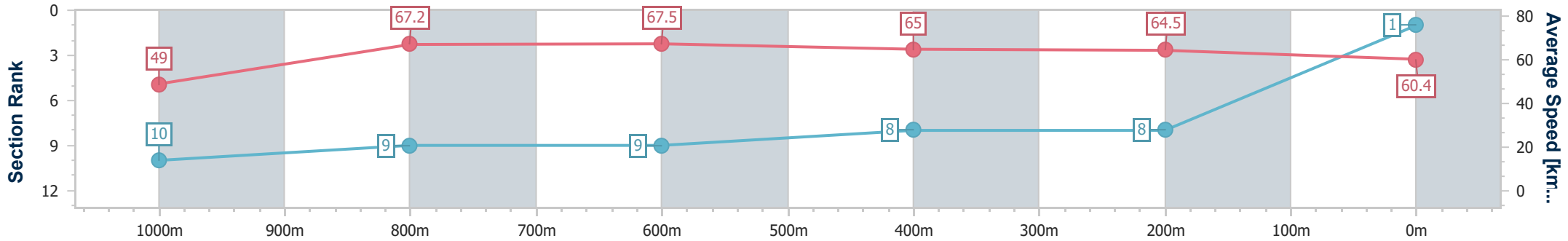
Townsville QLD Professional
Race 6: GEORGIE HOLT TRAINER OF THE YEAR 22/23 QTIS
Three-Years-Old Handicap - 1200m



05 March 2024 - 16:40

Track Rating: Soft 7, Weather: Fine, Rail Position: +7.5m 1000m-
W/Post; +2m Remainder

Section	Overall	1000m	800m	600m	400m	200m								
Section Times	1:10.54 [1] (0:14.83)	0:55.71 [10] (0:10.88)	0:44.83 [9] (0:10.75)	0:34.08 [9] (0:11.02)	0:23.06 [8] (0:11.18)	0:11.88 [8] (0:11.88)								
Average Speed [km/h]	49.0	67.2	67.5	65.0	64.5	60.4								
Top Speed [km/h]	66.7	68.4	68.7	68.4	65.4	63.8								
Avg. Dist. to Rail [m]	9.4	2.9	1.6	0.8	3.3	8.8								
Avg. Stride Freq. [Hz]	2.3	2.6	2.6	2.5	2.5	2.5								
Avg. Stride Length [m]	5.8	7.3	7.3	7.2	7.1	6.8								



- [] Ranking at each section and finish
- .-.- No data available at this section
- NA No data available



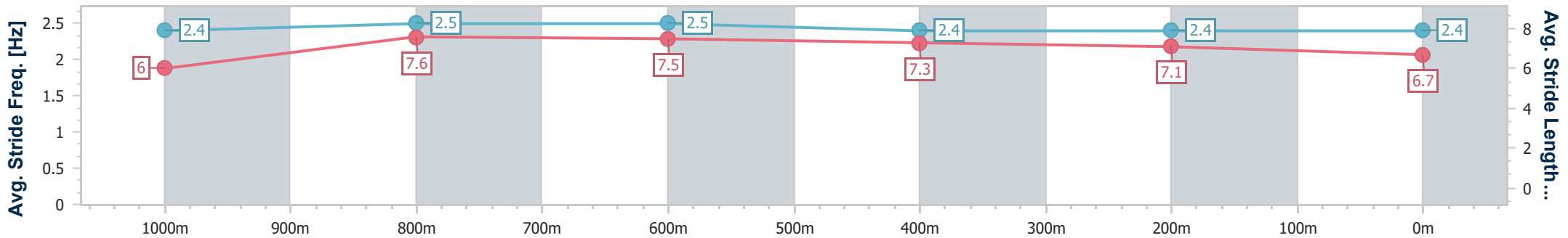
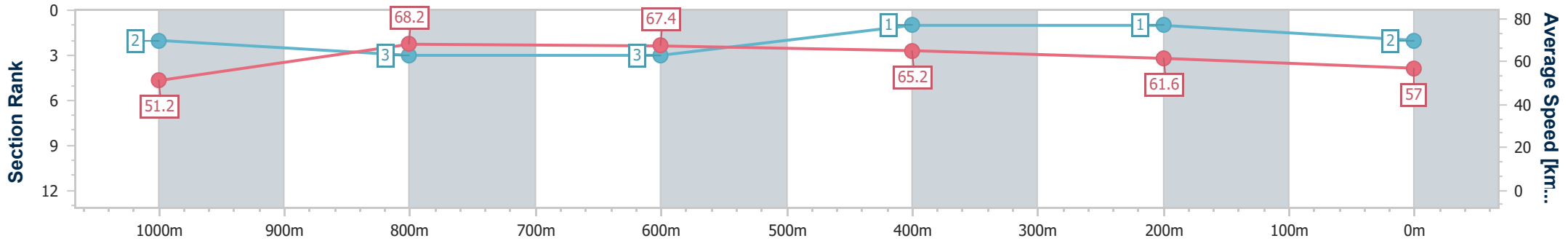
Horse/Jockey Name	Nazorian
Final Rank	2
Fastest Section Time (Section)	0:10.78 (1000m)
Top Speed [km/h] (Section)	69.3 (800m)
Race State	Finished



Townsville QLD Professional
Race 6: GEORGIE HOLT TRAINER OF THE YEAR 22/23 QTIS
Three-Years-Old Handicap - 1200m
05 March 2024 - 16:40
**Track Rating: Soft 7, Weather: Fine, Rail Position: +7.5m 1000m-
W/Post; +2m Remainder**



Section	Overall	1000m	800m	600m	400m	200m
Section Times	1:10.85 [2] (0:14.12)	0:56.73 [2] (0:10.78)	0:45.95 [3] (0:10.78)	0:35.17 [3] (0:10.91)	0:24.26 [1] (0:11.64)	0:12.62 [1] (0:12.62)
Average Speed [km/h]	51.2	68.2	67.4	65.2	61.6	57.0
Top Speed [km/h]	67.2	69.3	69.3	67.6	63.7	61.1
Avg. Dist. to Rail [m]	8.6	3.8	2.0	2.3	1.5	1.8
Avg. Stride Freq. [Hz]	2.4	2.5	2.5	2.4	2.4	2.4
Avg. Stride Length [m]	6.0	7.6	7.5	7.3	7.1	6.7



- [] Ranking at each section and finish
- .-.- No data available at this section
- NA No data available



Horse/Jockey Name	Puss Boots
Final Rank	3
Fastest Section Time (Section)	0:10.75 (800m)
Top Speed [km/h] (Section)	68.8 (800m)
Race State	Finished



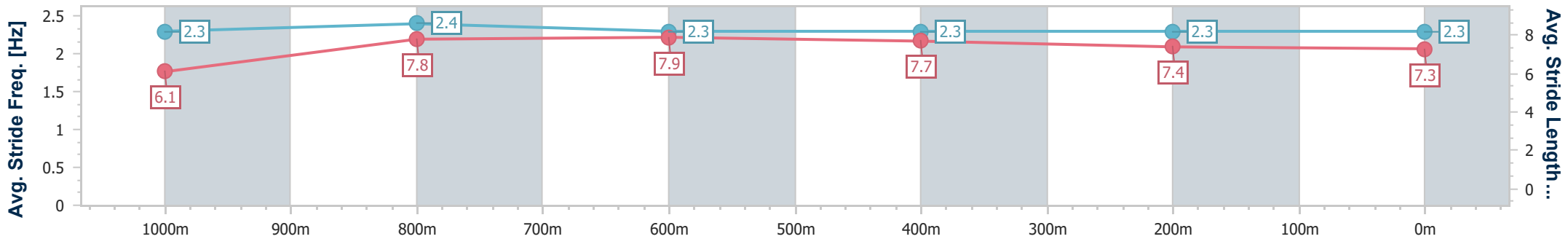
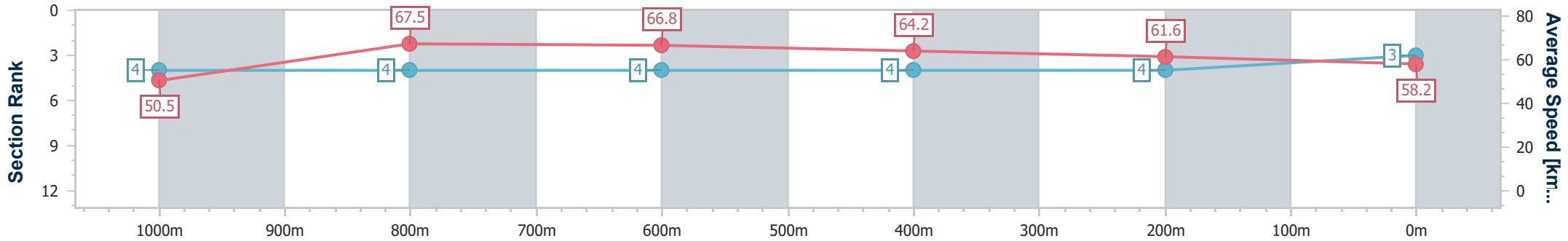
Townsville QLD Professional
 Race 6: GEORGIE HOLT TRAINER OF THE YEAR 22/23 QTIS
 Three-Years-Old Handicap - 1200m



05 March 2024 - 16:40

Track Rating: Soft 7, Weather: Fine, Rail Position: +7.5m 1000m-
 W/Post; +2m Remainder

Section	Overall	1000m	800m	600m	400m	200m								
Section Times	1:10.85 [3] (0:14.30)	0:56.55 [4] (0:10.83)	0:45.72 [4] (0:10.75)	0:34.97 [4] (0:11.04)	0:23.93 [4] (0:11.56)	0:12.37 [4] (0:12.37)								
Average Speed [km/h]	50.5	67.5	66.8	64.2	61.6	58.2								
Top Speed [km/h]	66.5	68.6	68.8	65.2	64.3	60.4								
Avg. Dist. to Rail [m]	5.4	2.6	1.3	3.9	2.9	1.1								
Avg. Stride Freq. [Hz]	2.3	2.4	2.3	2.3	2.3	2.3								
Avg. Stride Length [m]	6.1	7.8	7.9	7.7	7.4	7.3								



- [] Ranking at each section and finish
- .-.- No data available at this section
- NA No data available



Horse/Jockey Name	Craicaro
Final Rank	4
Fastest Section Time (Section)	0:10.72 (800m)
Top Speed [km/h] (Section)	68.1 (800m)
Race State	Finished



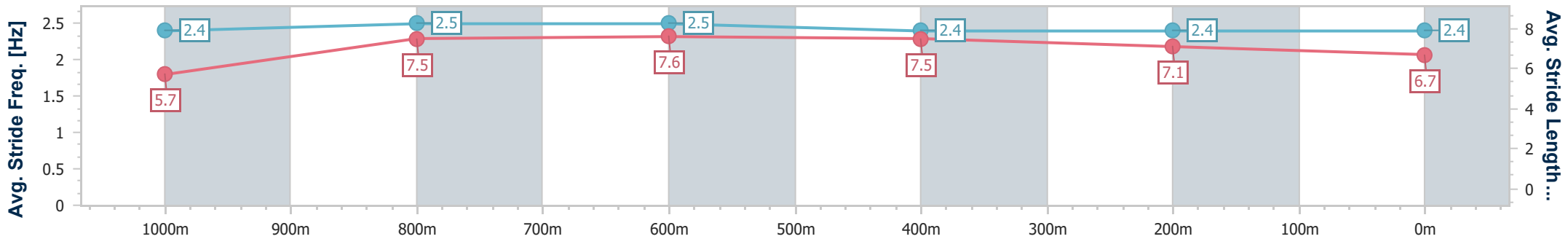
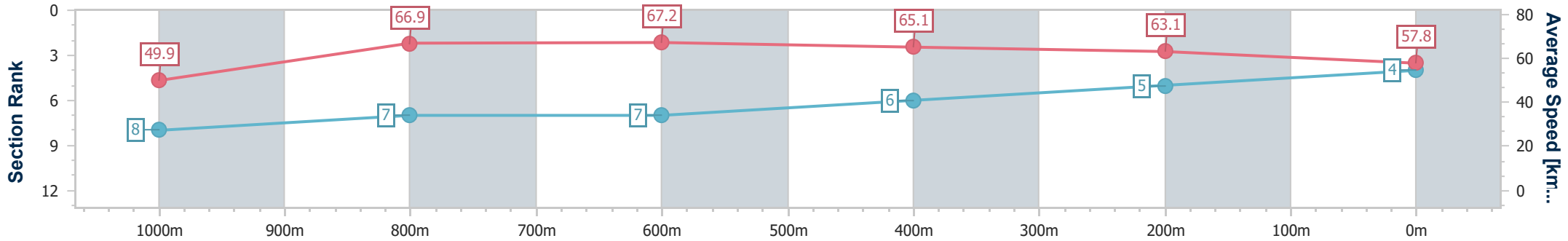
Townsville QLD Professional
 Race 6: GEORGIE HOLT TRAINER OF THE YEAR 22/23 QTIS
 Three-Years-Old Handicap - 1200m



05 March 2024 - 16:40

Track Rating: Soft 7, Weather: Fine, Rail Position: +7.5m 1000m-
 W/Post; +2m Remainder

Section	Overall	1000m	800m	600m	400m	200m
Section Times	1:10.96 [4] (0:14.50)	0:56.46 [8] (0:10.88)	0:45.58 [7] (0:10.72)	0:34.86 [7] (0:11.02)	0:23.84 [6] (0:11.39)	0:12.45 [5] (0:12.45)
Average Speed [km/h]	49.9	66.9	67.2	65.1	63.1	57.8
Top Speed [km/h]	66.5	67.3	68.1	66.7	65.2	61.9
Avg. Dist. to Rail [m]	7.3	2.3	0.5	0.9	2.8	6.2
Avg. Stride Freq. [Hz]	2.4	2.5	2.5	2.4	2.4	2.4
Avg. Stride Length [m]	5.7	7.5	7.6	7.5	7.1	6.7



- [] Ranking at each section and finish
- .-.- No data available at this section
- NA No data available



Horse/Jockey Name	Tahkian Bubbles
Final Rank	5
Fastest Section Time (Section)	0:10.79 (800m)
Top Speed [km/h] (Section)	67.9 (800m)
Race State	Finished



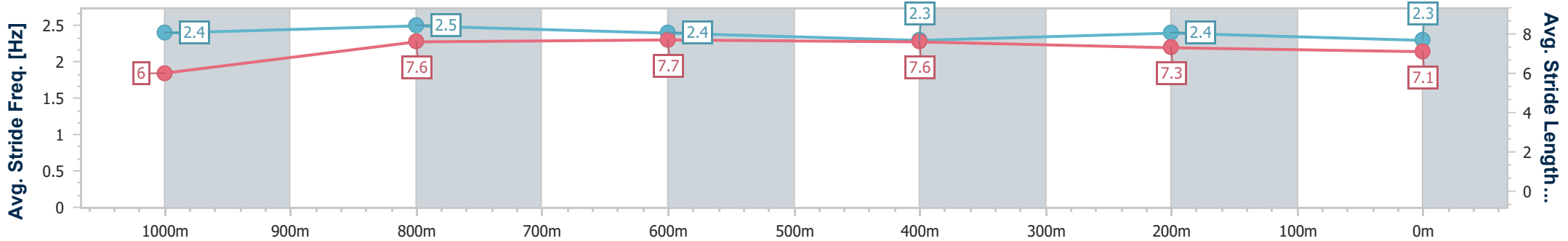
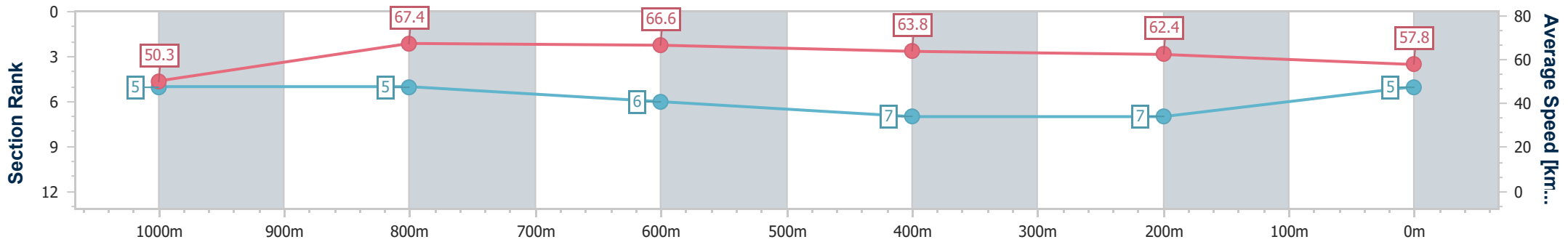
Townsville QLD Professional
 Race 6: GEORGIE HOLT TRAINER OF THE YEAR 22/23 QTIS
 Three-Years-Old Handicap - 1200m



05 March 2024 - 16:40

Track Rating: Soft 7, Weather: Fine, Rail Position: +7.5m 1000m-
 W/Post; +2m Remainder

Section	Overall	1000m	800m	600m	400m	200m
Section Times	1:11.08 [5] (0:14.38)	0:56.70 [5] (0:10.82)	0:45.88 [5] (0:10.79)	0:35.09 [6] (0:11.14)	0:23.95 [7] (0:11.49)	0:12.46 [7] (0:12.46)
Average Speed [km/h]	50.3	67.4	66.6	63.8	62.4	57.8
Top Speed [km/h]	67.0	67.9	67.9	65.0	63.8	61.2
Avg. Dist. to Rail [m]	6.2	2.3	0.9	2.2	1.9	1.1
Avg. Stride Freq. [Hz]	2.4	2.5	2.4	2.3	2.4	2.3
Avg. Stride Length [m]	6.0	7.6	7.7	7.6	7.3	7.1



- [] Ranking at each section and finish
- .-.- No data available at this section
- NA No data available



Horse/Jockey Name	Floral Code
Final Rank	6
Fastest Section Time (Section)	0:10.68 (800m)
Top Speed [km/h] (Section)	69.2 (800m)
Race State	Finished



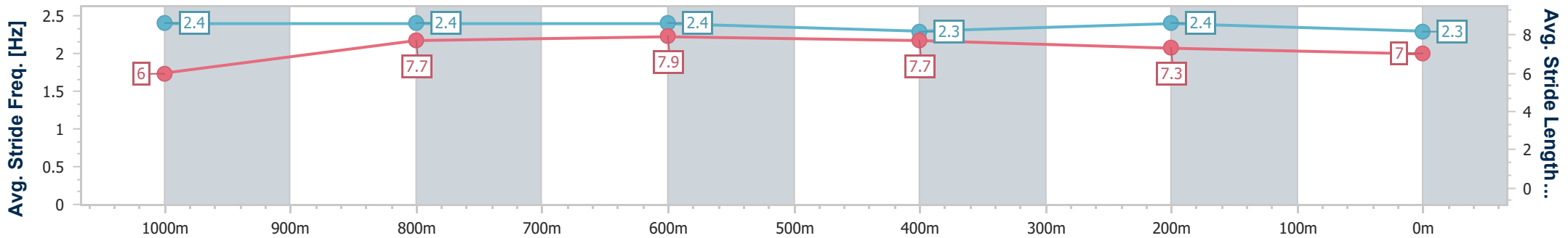
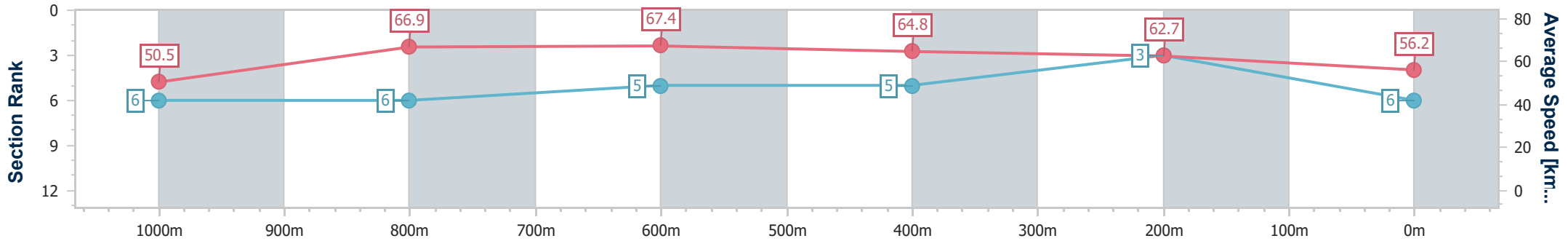
Townsville QLD Professional
 Race 6: GEORGIE HOLT TRAINER OF THE YEAR 22/23 QTIS
 Three-Years-Old Handicap - 1200m



05 March 2024 - 16:40

Track Rating: Soft 7, Weather: Fine, Rail Position: +7.5m 1000m-
 W/Post; +2m Remainder

Section	Overall	1000m	800m	600m	400m	200m
Section Times	1:11.19 [6] (0:14.39)	0:56.80 [6] (0:10.91)	0:45.89 [6] (0:10.68)	0:35.21 [5] (0:11.00)	0:24.21 [5] (0:11.44)	0:12.77 [3] (0:12.77)
Average Speed [km/h]	50.5	66.9	67.4	64.8	62.7	56.2
Top Speed [km/h]	66.6	67.9	69.2	67.3	64.4	61.3
Avg. Dist. to Rail [m]	10.8	2.9	1.0	2.2	1.7	3.7
Avg. Stride Freq. [Hz]	2.4	2.4	2.4	2.3	2.4	2.3
Avg. Stride Length [m]	6.0	7.7	7.9	7.7	7.3	7.0



- [] Ranking at each section and finish
- .-.- No data available at this section
- NA No data available



Horse/Jockey Name	Mishani Maverick
Final Rank	7
Fastest Section Time (Section)	0:10.76 (1000m)
Top Speed [km/h] (Section)	70.0 (1000m)
Race State	Finished



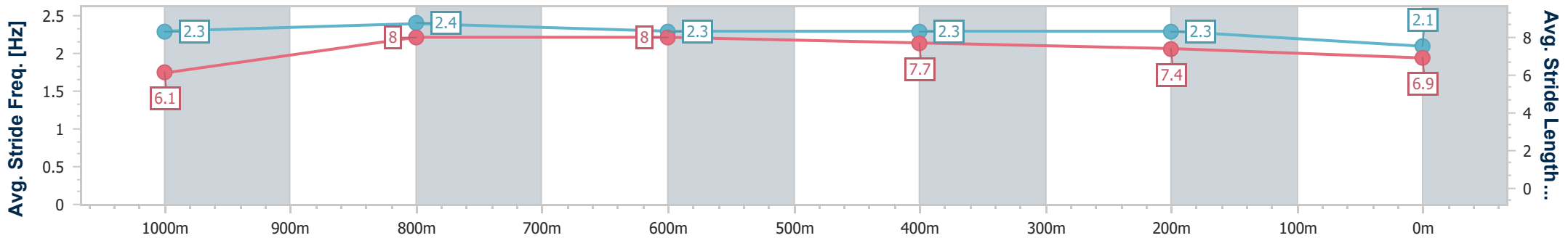
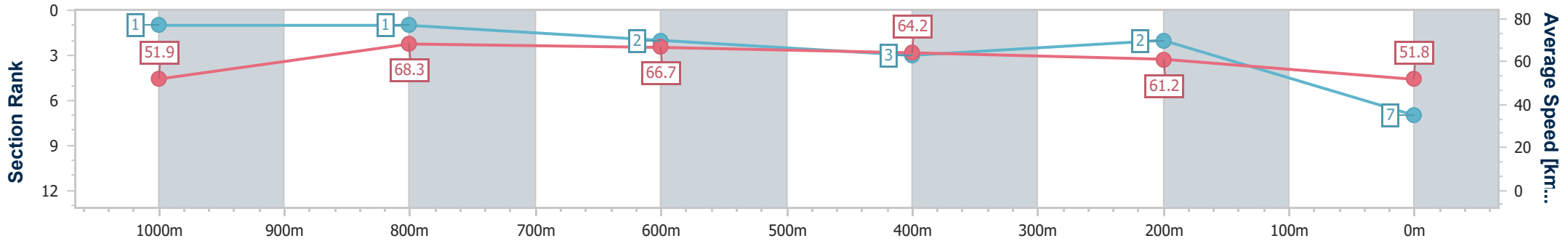
Townsville QLD Professional
 Race 6: GEORGIE HOLT TRAINER OF THE YEAR 22/23 QTIS
 Three-Years-Old Handicap - 1200m



05 March 2024 - 16:40

Track Rating: Soft 7, Weather: Fine, Rail Position: +7.5m 1000m-
 W/Post; +2m Remainder

Section	Overall	1000m	800m	600m	400m	200m
Section Times	1:12.30 [7] (0:13.94)	0:58.36 [1] (0:10.76)	0:47.60 [1] (0:10.86)	0:36.74 [2] (0:11.13)	0:25.61 [3] (0:11.73)	0:13.88 [2] (0:13.88)
Average Speed [km/h]	51.9	68.3	66.7	64.2	61.2	51.8
Top Speed [km/h]	68.4	70.0	68.8	65.0	63.7	57.6
Avg. Dist. to Rail [m]	7.5	3.6	2.3	1.9	2.2	3.6
Avg. Stride Freq. [Hz]	2.3	2.4	2.3	2.3	2.3	2.1
Avg. Stride Length [m]	6.1	8.0	8.0	7.7	7.4	6.9



- [] Ranking at each section and finish
- .-.- No data available at this section
- NA No data available



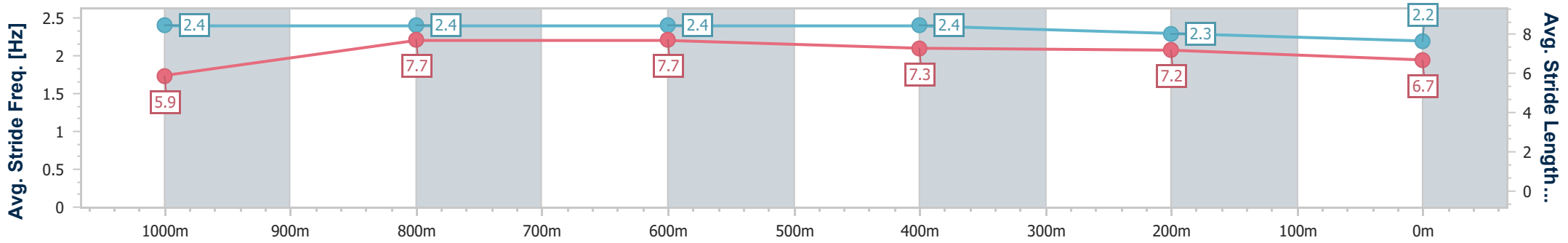
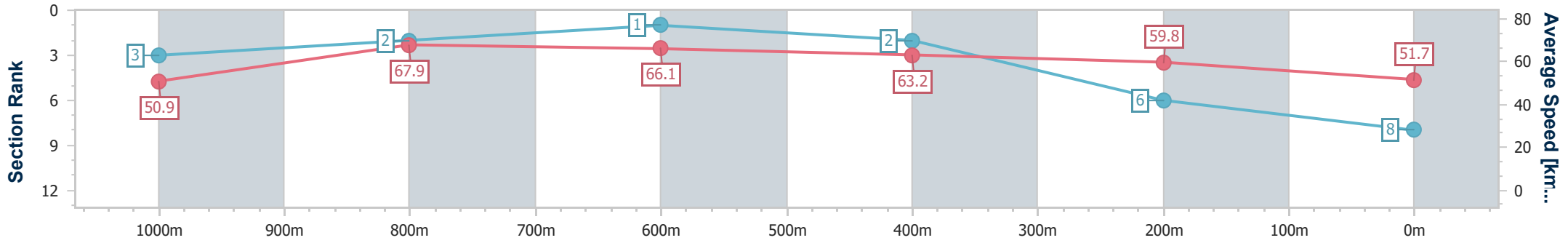
Horse/Jockey Name	The Wallet
Final Rank	8
Fastest Section Time (Section)	0:10.60 (1000m)
Top Speed [km/h] (Section)	69.9 (1000m)
Race State	Finished



Townsville QLD Professional
 Race 6: GEORGIE HOLT TRAINER OF THE YEAR 22/23 QTIS
 Three-Years-Old Handicap - 1200m
 05 March 2024 - 16:40
 Track Rating: Soft 7, Weather: Fine, Rail Position: +7.5m 1000m-
 W/Post; +2m Remainder



Section	Overall	1000m	800m	600m	400m	200m								
Section Times	1:12.50 [8] (0:14.14)	0:58.36 [3] (0:10.60)	0:47.76 [2] (0:10.81)	0:36.95 [1] (0:11.08)	0:25.87 [2] (0:11.97)	0:13.90 [6] (0:13.90)								
Average Speed [km/h]	50.9	67.9	66.1	63.2	59.8	51.7								
Top Speed [km/h]	67.5	69.9	67.2	64.9	61.7	56.7								
Avg. Dist. to Rail [m]	3.5	0.9	2.0	5.4	3.9	1.0								
Avg. Stride Freq. [Hz]	2.4	2.4	2.4	2.4	2.3	2.2								
Avg. Stride Length [m]	5.9	7.7	7.7	7.3	7.2	6.7								



- [] Ranking at each section and finish
- .-.- No data available at this section
- NA No data available



Horse/Jockey Name	Mishani Star
Final Rank	9
Fastest Section Time (Section)	0:10.90 (800m)
Top Speed [km/h] (Section)	67.9 (800m)
Race State	Finished



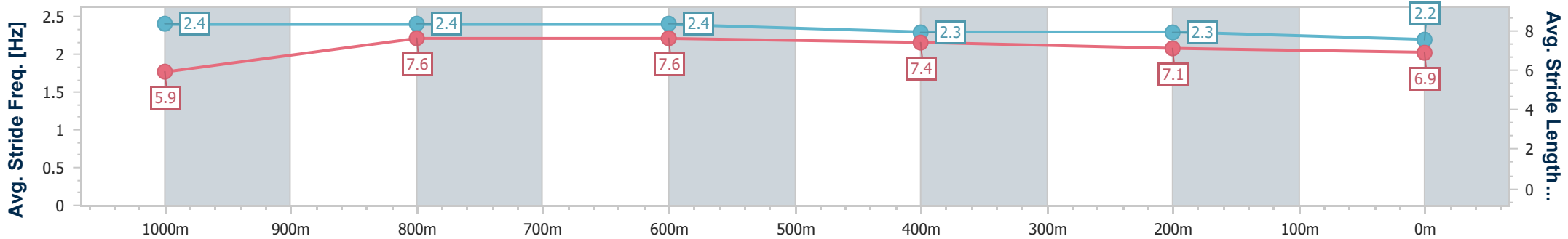
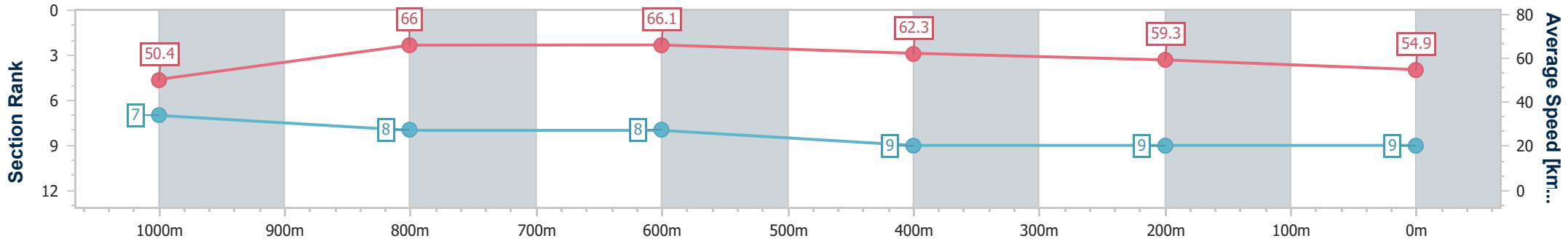
Townsville QLD Professional
 Race 6: GEORGIE HOLT TRAINER OF THE YEAR 22/23 QTIS
 Three-Years-Old Handicap - 1200m



05 March 2024 - 16:40

Track Rating: Soft 7, Weather: Fine, Rail Position: +7.5m 1000m-
 W/Post; +2m Remainder

Section	Overall	1000m	800m	600m	400m	200m								
Section Times	1:13.10 [9] (0:14.43)	0:58.67 [7] (0:11.12)	0:47.55 [8] (0:10.90)	0:36.65 [8] (0:11.42)	0:25.23 [9] (0:12.08)	0:13.15 [9] (0:13.15)								
Average Speed [km/h]	50.4	66.0	66.1	62.3	59.3	54.9								
Top Speed [km/h]	66.1	67.8	67.9	64.6	60.7	58.2								
Avg. Dist. to Rail [m]	10.4	3.7	1.0	2.3	1.5	1.6								
Avg. Stride Freq. [Hz]	2.4	2.4	2.4	2.3	2.3	2.2								
Avg. Stride Length [m]	5.9	7.6	7.6	7.4	7.1	6.9								



- [] Ranking at each section and finish
- .-.- No data available at this section
- NA No data available



Horse/Jockey Name	Wild Affair
Final Rank	10
Fastest Section Time (Section)	0:10.82 (800m)
Top Speed [km/h] (Section)	68.0 (1000m)
Race State	Finished



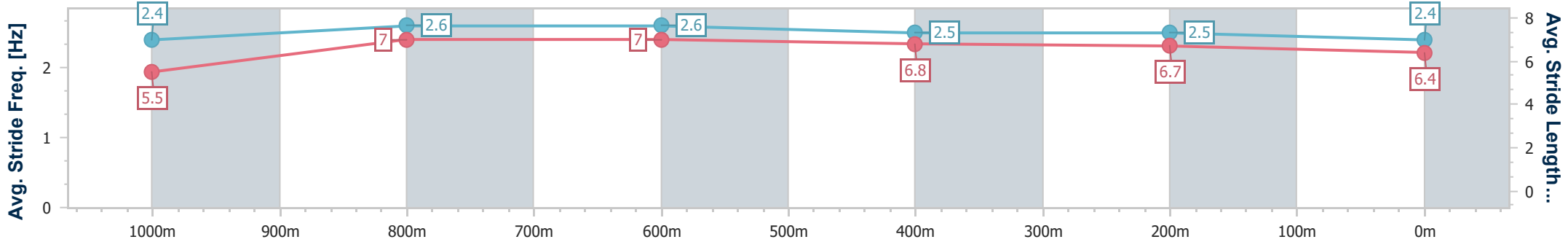
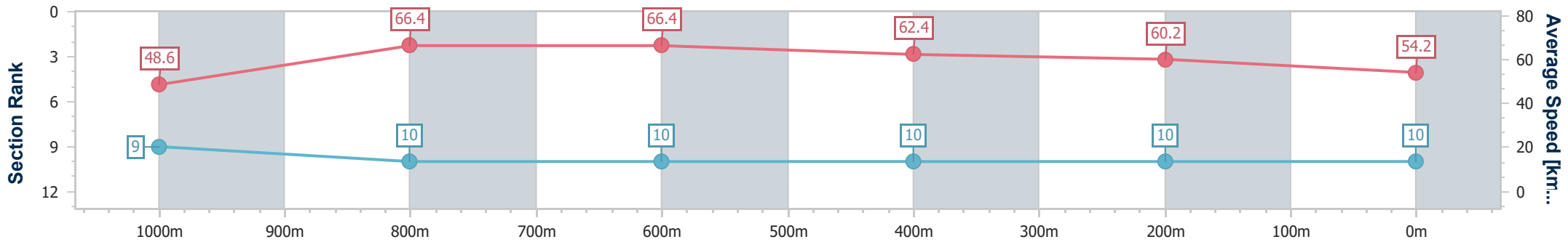
Townsville QLD Professional
 Race 6: GEORGIE HOLT TRAINER OF THE YEAR 22/23 QTIS
 Three-Years-Old Handicap - 1200m



05 March 2024 - 16:40

Track Rating: Soft 7, Weather: Fine, Rail Position: +7.5m 1000m-
 W/Post; +2m Remainder

Section	Overall	1000m	800m	600m	400m	200m								
Section Times	1:13.23 [10] (0:14.82)	0:58.41 [9] (0:10.92)	0:47.49 [10] (0:10.82)	0:36.67 [10] (0:11.47)	0:25.20 [10] (0:11.95)	0:13.25 [10] (0:13.25)								
Average Speed [km/h]	48.6	66.4	66.4	62.4	60.2	54.2								
Top Speed [km/h]	66.4	68.0	67.5	63.4	61.6	59.6								
Avg. Dist. to Rail [m]	5.0	1.5	1.2	1.7	1.2	4.0								
Avg. Stride Freq. [Hz]	2.4	2.6	2.6	2.5	2.5	2.4								
Avg. Stride Length [m]	5.5	7.0	7.0	6.8	6.7	6.4								



- [] Ranking at each section and finish
- .-.- No data available at this section
- NA No data available



Townsville QLD Professional

Race 7: NEXT MEETING FRIDAY 15 MARCH BM58 Handicap - 1400m

05 March 2024 - 17:10



Track Rating: Soft 7, Weather: Fine, Rail Position: +7.5m 1000m-W/Post; +2m Remainder

Section		Overall	1200m	1000m	800m	600m	400m	Last 600m					
Field Times		1:24.88 (0:15.08)	1:09.80 (0:11.41)	0:58.39 (0:11.55)	0:46.84 (0:11.48)	0:35.36 (0:11.09)	0:24.27 (0:11.62)	0:35.36					
Rank	TAB	Horse/Jockey	Barrier	Top Speed [km/h]	Fastest Section							Distance Travelled [m]	
1	8	SACRED LEGACY Chris Whiteley	8	65.5 800m	0:11.29 600m	1:24.88 [1] (0:15.63)	1:09.25 [7] (0:11.40)	0:57.85 [6] (0:11.69)	0:46.16 [7] (0:11.38)	0:34.78 [8] (0:11.29)	0:23.49 [7] (0:11.44)	0:34.78	
2	4	STRATHCONA Jason Taylor	4	64.9 600m	0:11.25 600m	1:24.91 [2] (0:15.41)	1:09.50 [5] (0:11.36)	0:58.14 [5] (0:11.79)	0:46.35 [5] (0:11.34)	0:35.01 [5] (0:11.25)	0:23.76 [5] (0:11.52)	0:35.01	-3
3	7	SPECIALTIE Samantha Collett	7	66.9 600m	0:11.09 600m	1:25.17 [3] (0:15.08)	1:10.09 [1] (0:11.43)	0:58.66 [2] (0:11.75)	0:46.91 [2] (0:11.26)	0:35.65 [1] (0:11.09)	0:24.56 [1] (0:11.62)	0:35.65	-6
4	5	ALTAR BOY Carl Spry	5	66.2 1200m	0:11.11 800m	1:25.47 [4] (0:16.05)	1:09.42 [10] (0:11.17)	0:58.25 [8] (0:11.70)	0:46.55 [8] (0:11.11)	0:35.44 [6] (0:11.17)	0:24.27 [6] (0:11.66)	0:35.44	-7
5	11	PLUCKERCARN Adam Sewell	11	65.2 600m	0:11.00 600m	1:25.55 [5] (0:15.87)	1:09.68 [8] (0:11.48)	0:58.20 [10] (0:11.87)	0:46.33 [10] (0:11.20)	0:35.13 [10] (0:11.00)	0:24.13 [9] (0:11.44)	0:35.13	-9
6	9	ELLIE'S DREAM Gabrielle Semmens	9	66.1 Overall	0:11.21 1200m	1:25.57 [6] (0:15.28)	1:10.29 [4] (0:11.21)	0:59.08 [1] (0:11.55)	0:47.53 [1] (0:11.58)	0:35.95 [2] (0:11.35)	0:24.60 [2] (0:11.69)	0:35.95	+0
7	2	BABY GUINNESS Jenna Edwards	2	65.5 800m	0:11.35 800m	1:25.70 [7] (0:15.56)	1:10.14 [6] (0:11.49)	0:58.65 [7] (0:11.64)	0:47.01 [6] (0:11.35)	0:35.66 [7] (0:11.36)	0:24.30 [8] (0:11.76)	0:35.66	+1
8	10	GINGER MICK Adrian Layt	10	66.7 Overall	0:11.17 600m	1:25.92 [8] (0:15.24)	1:10.68 [3] (0:11.45)	0:59.23 [4] (0:11.81)	0:47.42 [4] (0:11.34)	0:36.08 [4] (0:11.17)	0:24.91 [3] (0:11.88)	0:36.08	-9
9	1	FOUR MILE LANE Ryan Wiggins	1	65.6 Overall	0:11.32 600m	1:26.58 [9] (0:15.20)	1:11.38 [2] (0:11.34)	1:00.04 [3] (0:11.81)	0:48.23 [3] (0:11.42)	0:36.81 [3] (0:11.32)	0:25.49 [4] (0:11.99)	0:36.81	-4
10	6	GAIUS JULIUS Scott Sheargold	6	65.7 1200m	0:11.28 800m	1:26.98 [10] (0:15.94)	1:11.04 [9] (0:11.34)	0:59.70 [9] (0:11.73)	0:47.97 [9] (0:11.28)	0:36.69 [9] (0:11.48)	0:25.21 [10] (0:11.98)	0:36.69	-3

Scratched: Night Guy (#12), Modern Legend (#13), Joe's Giggle (#3)

[] Ranking at each section and finish
 -:-:- No data available at this section
 NA No data available

SCN Saddle cloth number
 DNF Did not finish
 DNT Did not track



Townsville QLD Professional

Race 7: NEXT MEETING FRIDAY 15 MARCH BM58 Handicap - 1400m

05 March 2024 - 17:10



Track Rating: Soft 7, Weather: Fine, Rail Position: +7.5m 1000m-W/Post; +2m Remainder

Section							200m			Last 600m
Field Times							0:12.65			0:35.36
							(0:12.65)			
Rank	TAB	Horse/Jockey	Barrier	Top Speed [km/h]	Fastest Section	Margin			Distance Travelled [m]	
1	8	SACRED LEGACY	8	65.5	0:11.29	0:12.05 [4]	1:24.88		0:34.78	
		Chris Whiteley		800m	600m	(0:12.05)				
2	4	STRATHCONA	4	64.9	0:11.25	0:12.24 [3]	0.17L		0:35.01	
		Jason Taylor		600m	600m	(0:12.24)			-3	
3	7	SPECIALTIE	7	66.9	0:11.09	0:12.94 [1]	1.75L		0:35.65	
		Samantha Collett		600m	600m	(0:12.94)			-6	
4	5	ALTAR BOY	5	66.2	0:11.11	0:12.61 [5]	3.51L		0:35.44	
		Carl Spry		1200m	800m	(0:12.61)			-7	
5	11	PLUCKERCARN	11	65.2	0:11.00	0:12.69 [6]	3.99L		0:35.13	
		Adam Sewell		600m	600m	(0:12.69)			-9	
6	9	ELLIE'S DREAM	9	66.1	0:11.21	0:12.91 [2]	4.05L		0:35.95	
		Gabrielle Semmens		Overall	1200m	(0:12.91)			+0	
7	2	BABY GUINNESS	2	65.5	0:11.35	0:12.54 [9]	4.87L		0:35.66	
		Jenna Edwards		800m	800m	(0:12.54)			+1	
8	10	GINGER MICK	10	66.7	0:11.17	0:13.03 [7]	6.11L		0:36.08	
		Adrian Layt		Overall	600m	(0:13.03)			-9	
9	1	FOUR MILE LANE	1	65.6	0:11.32	0:13.50 [8]	9.99L		0:36.81	
		Ryan Wiggins		Overall	600m	(0:13.50)			-4	
10	6	GAIUS JULIUS	6	65.7	0:11.28	0:13.23 [10]	12.39L		0:36.69	
		Scott Sheargold		1200m	800m	(0:13.23)			-3	

Scratched: Night Guy (#12), Modern Legend (#13), Joe's Giggle (#3)

[] Ranking at each section and finish
 -:-:- No data available at this section
 NA No data available

SCN Saddle cloth number
 DNF Did not finish
 DNT Did not track



Horse/Jockey Name	Sacred Legacy
Final Rank	1
Fastest Section Time (Section)	0:11.29 (600m)
Top Speed [km/h] (Section)	65.5 (800m)
Race State	Finished



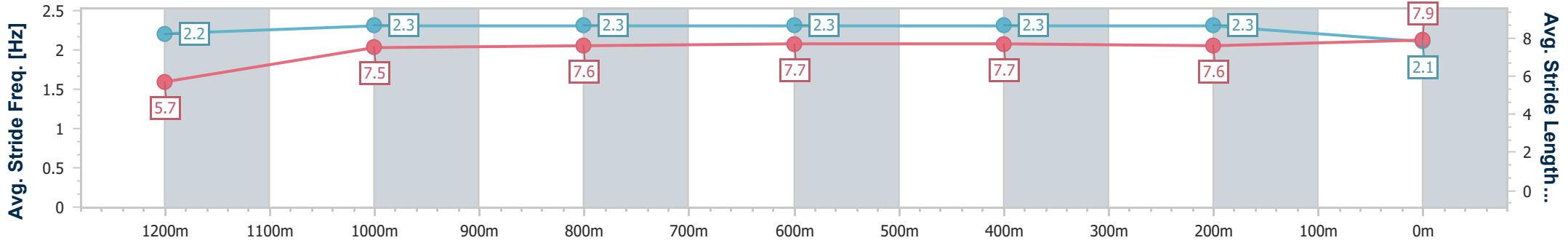
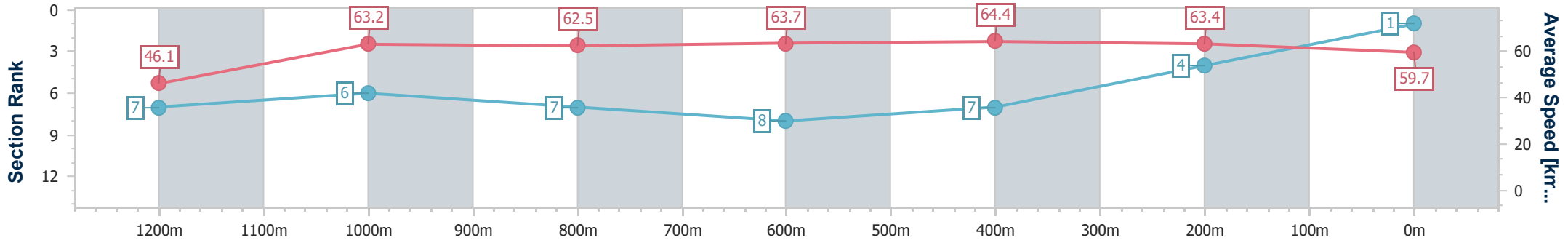
Townsville QLD Professional
Race 7: NEXT MEETING FRIDAY 15 MARCH BM58 Handicap - 1400m

05 March 2024 - 17:10

Track Rating: Soft 7, Weather: Fine, Rail Position: +7.5m 1000m- W/Post; +2m Remainder



Section	Overall	1200m	1000m	800m	600m	400m	200m							
Section Times	1:24.88 [1] (0:15.63)	1:09.25 [7] (0:11.40)	0:57.85 [6] (0:11.69)	0:46.16 [7] (0:11.38)	0:34.78 [8] (0:11.29)	0:23.49 [7] (0:11.44)	0:12.05 [4]							
Average Speed [km/h]	46.1	63.2	62.5	63.7	64.4	63.4	59.7							
Top Speed [km/h]	62.9	64.0	63.7	65.5	65.4	64.4	63.1							
Avg. Dist. to Rail [m]	7.2	1.8	2.5	2.4	2.1	4.4	5.8							
Avg. Stride Freq. [Hz]	2.2	2.3	2.3	2.3	2.3	2.3	2.1							
Avg. Stride Length [m]	5.7	7.5	7.6	7.7	7.7	7.6	7.9							



- [] Ranking at each section and finish
- .-.- No data available at this section
- NA No data available



Horse/Jockey Name	Strathcona
Final Rank	2
Fastest Section Time (Section)	0:11.25 (600m)
Top Speed [km/h] (Section)	64.9 (600m)
Race State	Finished



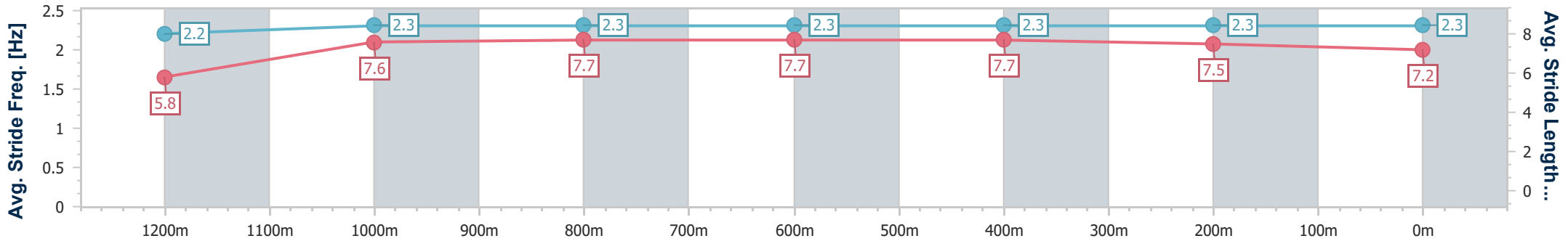
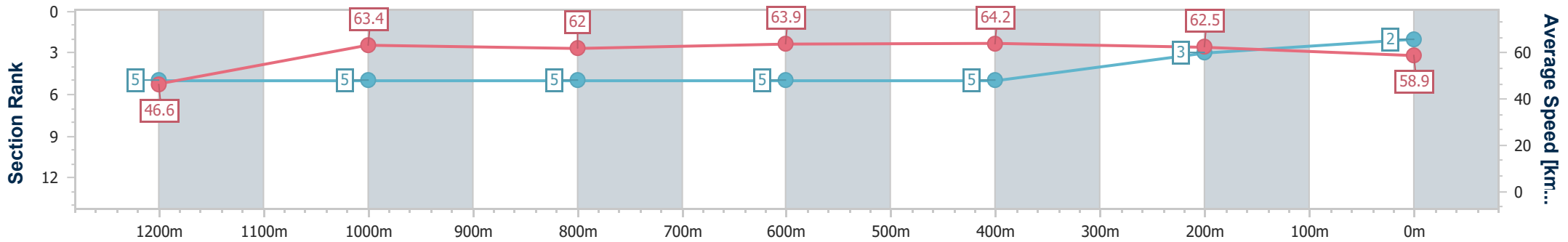
Townsville QLD Professional
Race 7: NEXT MEETING FRIDAY 15 MARCH BM58 Handicap - 1400m



05 March 2024 - 17:10

Track Rating: Soft 7, Weather: Fine, Rail Position: +7.5m 1000m-
W/Post; +2m Remainder

Section	Overall	1200m	1000m	800m	600m	400m	200m							
Section Times	1:24.91 [2] (0:15.41)	1:09.50 [5] (0:11.36)	0:58.14 [5] (0:11.79)	0:46.35 [5] (0:11.34)	0:35.01 [5] (0:11.25)	0:23.76 [5] (0:11.52)	0:12.24 [3] (0:12.24)							
Average Speed [km/h]	46.6	63.4	62.0	63.9	64.2	62.5	58.9							
Top Speed [km/h]	63.2	64.2	63.8	64.5	64.9	63.4	62.1							
Avg. Dist. to Rail [m]	8.7	3.1	2.8	1.1	0.6	2.8	4.8							
Avg. Stride Freq. [Hz]	2.2	2.3	2.3	2.3	2.3	2.3	2.3							
Avg. Stride Length [m]	5.8	7.6	7.7	7.7	7.7	7.5	7.2							



- [] Ranking at each section and finish
- .-.- No data available at this section
- NA No data available



Horse/Jockey Name	Specialtie
Final Rank	3
Fastest Section Time (Section)	0:11.09 (600m)
Top Speed [km/h] (Section)	66.9 (600m)
Race State	Finished



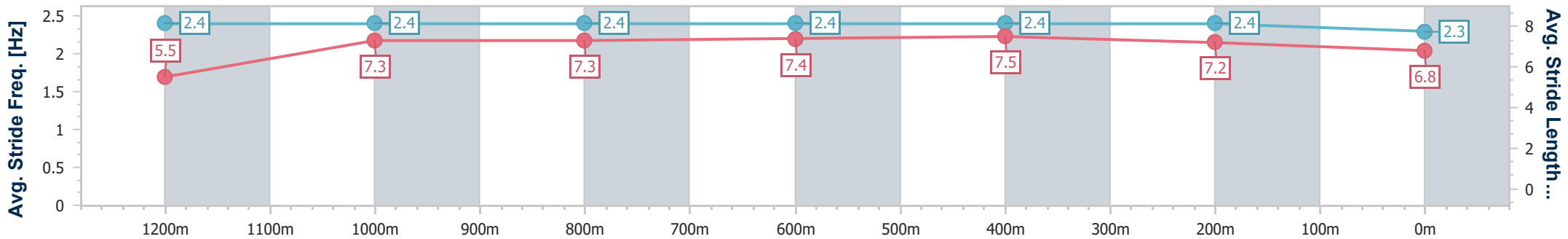
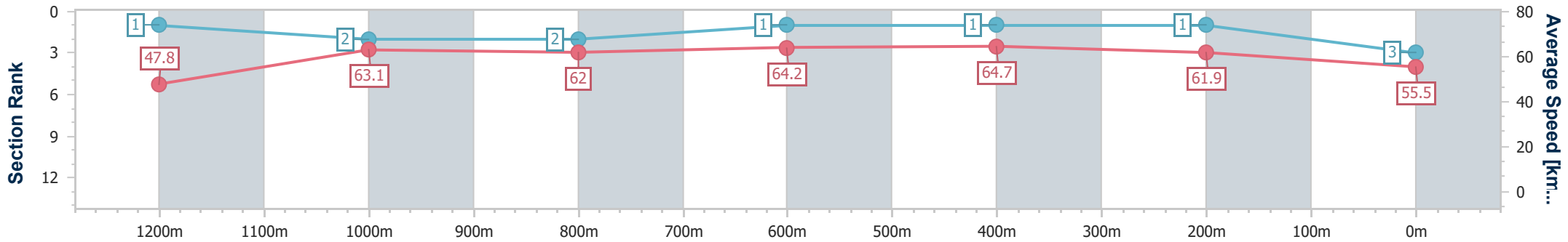
Townsville QLD Professional
Race 7: NEXT MEETING FRIDAY 15 MARCH BM58 Handicap - 1400m



05 March 2024 - 17:10

Track Rating: Soft 7, Weather: Fine, Rail Position: +7.5m 1000m-W/Post; +2m Remainder

Section	Overall	1200m	1000m	800m	600m	400m	200m
Section Times	1:25.17 [3] (0:15.08)	1:10.09 [1] (0:11.43)	0:58.66 [2] (0:11.75)	0:46.91 [2] (0:11.26)	0:35.65 [1] (0:11.09)	0:24.56 [1] (0:11.62)	0:12.94 [1] (0:12.94)
Average Speed [km/h]	47.8	63.1	62.0	64.2	64.7	61.9	55.5
Top Speed [km/h]	66.3	64.4	64.4	65.7	66.9	64.2	59.9
Avg. Dist. to Rail [m]	14.5	3.2	2.4	0.6	0.7	0.3	2.7
Avg. Stride Freq. [Hz]	2.4	2.4	2.4	2.4	2.4	2.4	2.3
Avg. Stride Length [m]	5.5	7.3	7.3	7.4	7.5	7.2	6.8



- [] Ranking at each section and finish
- .-.- No data available at this section
- NA No data available



Horse/Jockey Name	Altar Boy
Final Rank	4
Fastest Section Time (Section)	0:11.11 (800m)
Top Speed [km/h] (Section)	66.2 (1200m)
Race State	Finished



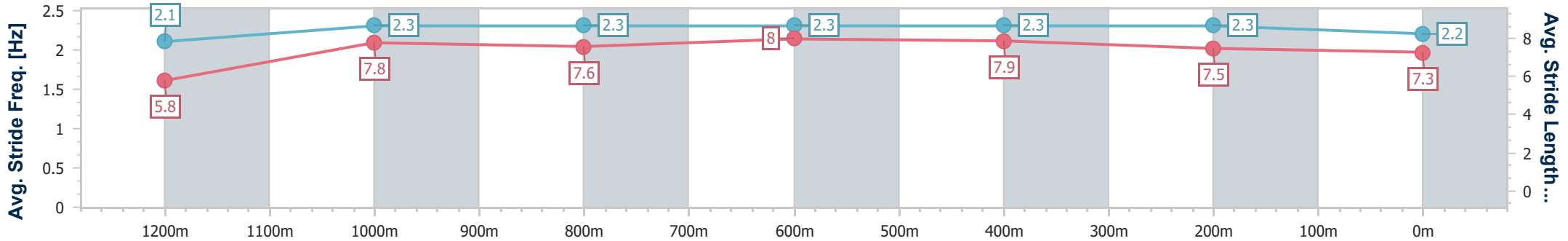
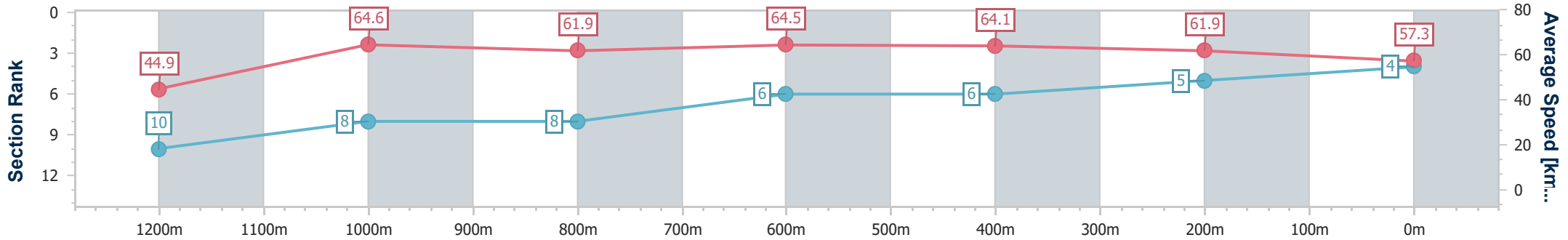
Townsville QLD Professional
Race 7: NEXT MEETING FRIDAY 15 MARCH BM58 Handicap - 1400m

05 March 2024 - 17:10

Track Rating: Soft 7, Weather: Fine, Rail Position: +7.5m 1000m-W/Post; +2m Remainder



Section	Overall	1200m	1000m	800m	600m	400m	200m
Section Times	1:25.47 [4] (0:16.05)	1:09.42 [10] (0:11.17)	0:58.25 [8] (0:11.70)	0:46.55 [8] (0:11.11)	0:35.44 [6] (0:11.17)	0:24.27 [6] (0:11.66)	0:12.61 [5] (0:12.61)
Average Speed [km/h]	44.9	64.6	61.9	64.5	64.1	61.9	57.3
Top Speed [km/h]	64.4	66.2	63.7	65.3	65.5	63.6	59.8
Avg. Dist. to Rail [m]	10.9	3.4	1.7	1.3	1.1	2.8	6.9
Avg. Stride Freq. [Hz]	2.1	2.3	2.3	2.3	2.3	2.3	2.2
Avg. Stride Length [m]	5.8	7.8	7.6	8.0	7.9	7.5	7.3



- [] Ranking at each section and finish
- .-.- No data available at this section
- NA No data available



Horse/Jockey Name	Pluckercarn
Final Rank	5
Fastest Section Time (Section)	0:11.00 (600m)
Top Speed [km/h] (Section)	65.2 (600m)
Race State	Finished



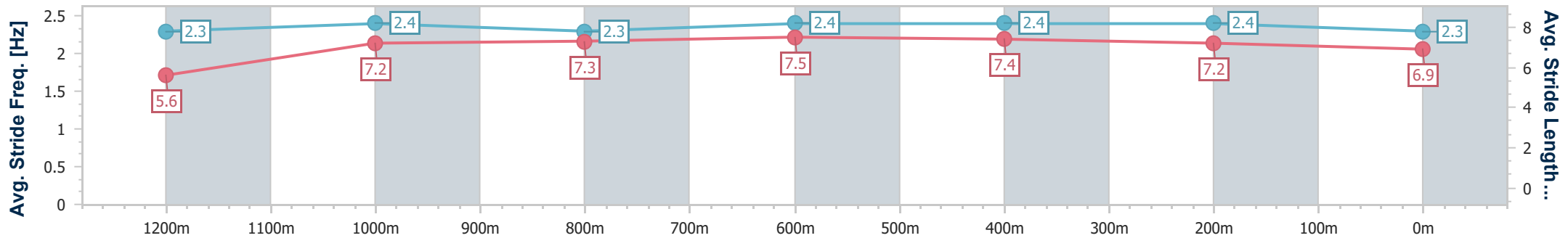
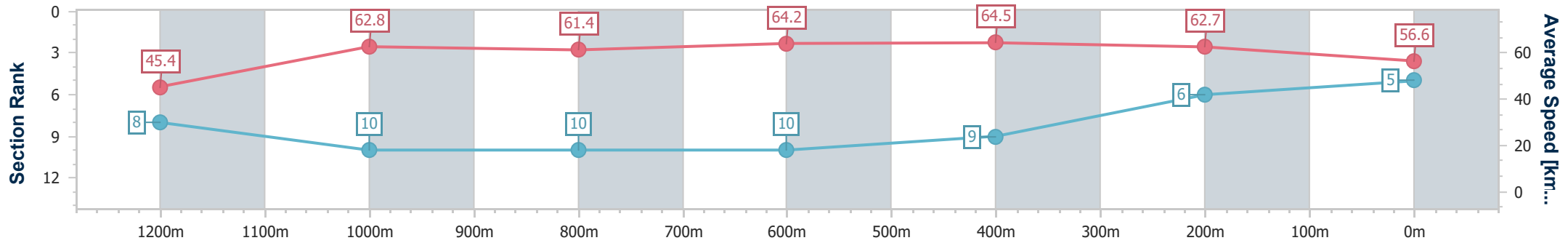
Townsville QLD Professional
Race 7: NEXT MEETING FRIDAY 15 MARCH BM58 Handicap - 1400m



05 March 2024 - 17:10

Track Rating: Soft 7, Weather: Fine, Rail Position: +7.5m 1000m-W/Post; +2m Remainder

Section	Overall	1200m	1000m	800m	600m	400m	200m							
Section Times	1:25.55 [5] (0:15.87)	1:09.68 [8] (0:11.48)	0:58.20 [10] (0:11.87)	0:46.33 [10] (0:11.20)	0:35.13 [10] (0:11.00)	0:24.13 [9] (0:11.44)	0:12.69 [6] (0:12.69)							
Average Speed [km/h]	45.4	62.8	61.4	64.2	64.5	62.7	56.6							
Top Speed [km/h]	63.1	63.6	63.3	65.1	65.2	65.1	60.6							
Avg. Dist. to Rail [m]	11.5	3.7	2.6	1.4	2.7	1.0	3.0							
Avg. Stride Freq. [Hz]	2.3	2.4	2.3	2.4	2.4	2.4	2.3							
Avg. Stride Length [m]	5.6	7.2	7.3	7.5	7.4	7.2	6.9							



- [] Ranking at each section and finish
- .-.- No data available at this section
- NA No data available



Horse/Jockey Name	Ellie's Dream
Final Rank	6
Fastest Section Time (Section)	0:11.21 (1200m)
Top Speed [km/h] (Section)	66.1 (Overall)
Race State	Finished



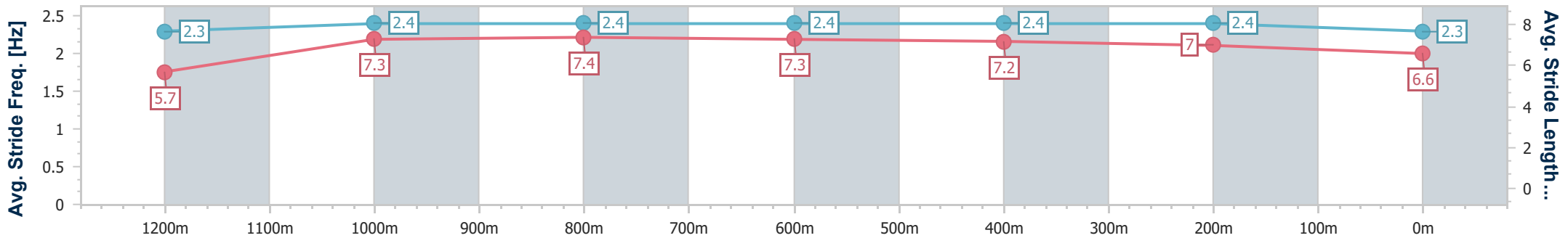
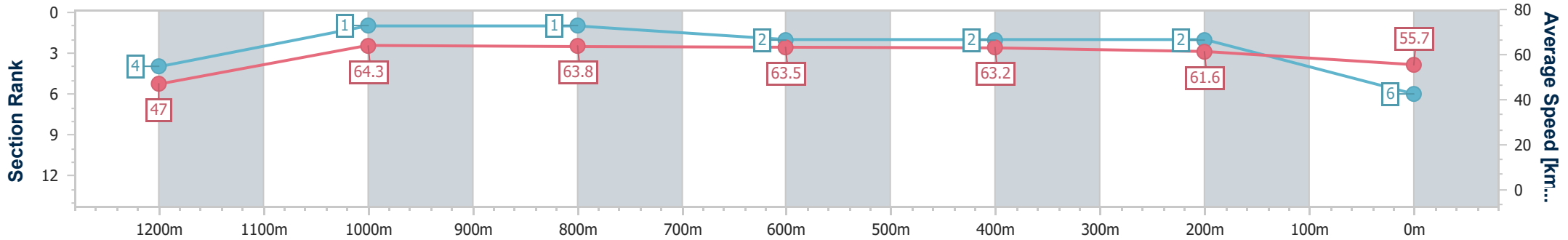
Townsville QLD Professional
Race 7: NEXT MEETING FRIDAY 15 MARCH BM58 Handicap - 1400m



05 March 2024 - 17:10

Track Rating: Soft 7, Weather: Fine, Rail Position: +7.5m 1000m-W/Post; +2m Remainder

Section	Overall	1200m	1000m	800m	600m	400m	200m
Section Times	1:25.57 [6] (0:15.28)	1:10.29 [4] (0:11.21)	0:59.08 [1] (0:11.55)	0:47.53 [1] (0:11.58)	0:35.95 [2] (0:11.35)	0:24.60 [2] (0:11.69)	0:12.91 [2] (0:12.91)
Average Speed [km/h]	47.0	64.3	63.8	63.5	63.2	61.6	55.7
Top Speed [km/h]	66.1	65.6	64.5	64.3	64.5	64.3	59.7
Avg. Dist. to Rail [m]	10.0	1.8	4.3	4.5	1.3	0.9	2.4
Avg. Stride Freq. [Hz]	2.3	2.4	2.4	2.4	2.4	2.4	2.3
Avg. Stride Length [m]	5.7	7.3	7.4	7.3	7.2	7.0	6.6



- [] Ranking at each section and finish
- .-.- No data available at this section
- NA No data available



Horse/Jockey Name	Baby Guinness
Final Rank	7
Fastest Section Time (Section)	0:11.35 (800m)
Top Speed [km/h] (Section)	65.5 (800m)
Race State	Finished



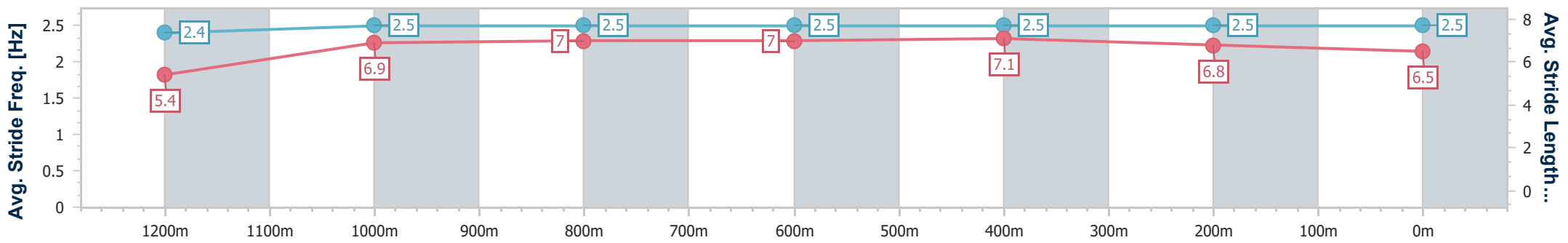
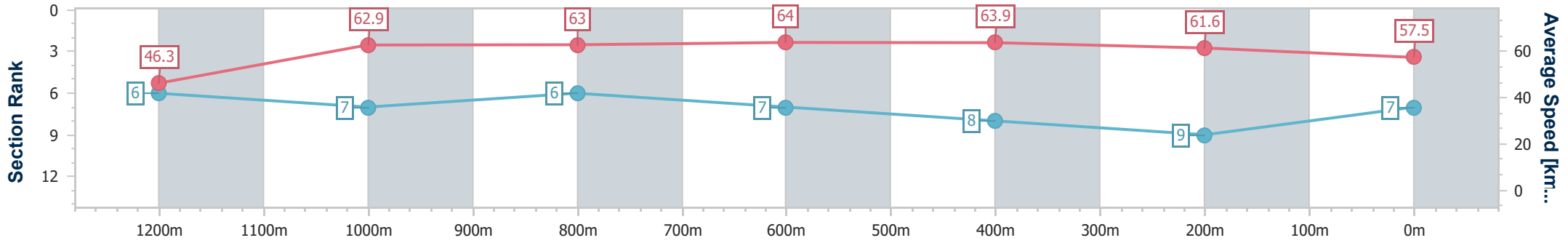
Townsville QLD Professional
Race 7: NEXT MEETING FRIDAY 15 MARCH BM58 Handicap - 1400m



05 March 2024 - 17:10

Track Rating: Soft 7, Weather: Fine, Rail Position: +7.5m 1000m- W/Post; +2m Remainder

Section	Overall	1200m	1000m	800m	600m	400m	200m							
Section Times	1:25.70 [7] (0:15.56)	1:10.14 [6] (0:11.49)	0:58.65 [7] (0:11.64)	0:47.01 [6] (0:11.35)	0:35.66 [7] (0:11.36)	0:24.30 [8] (0:11.76)	0:12.54 [9] (0:12.54)							
Average Speed [km/h]	46.3	62.9	63.0	64.0	63.9	61.6	57.5							
Top Speed [km/h]	64.4	64.0	64.0	65.5	65.1	63.1	60.3							
Avg. Dist. to Rail [m]	12.6	4.5	3.7	1.6	2.2	4.5	7.2							
Avg. Stride Freq. [Hz]	2.4	2.5	2.5	2.5	2.5	2.5	2.5							
Avg. Stride Length [m]	5.4	6.9	7.0	7.0	7.1	6.8	6.5							



- [] Ranking at each section and finish
- .-.- No data available at this section
- NA No data available



Horse/Jockey Name	Ginger Mick
Final Rank	8
Fastest Section Time (Section)	0:11.17 (600m)
Top Speed [km/h] (Section)	66.7 (Overall)
Race State	Finished



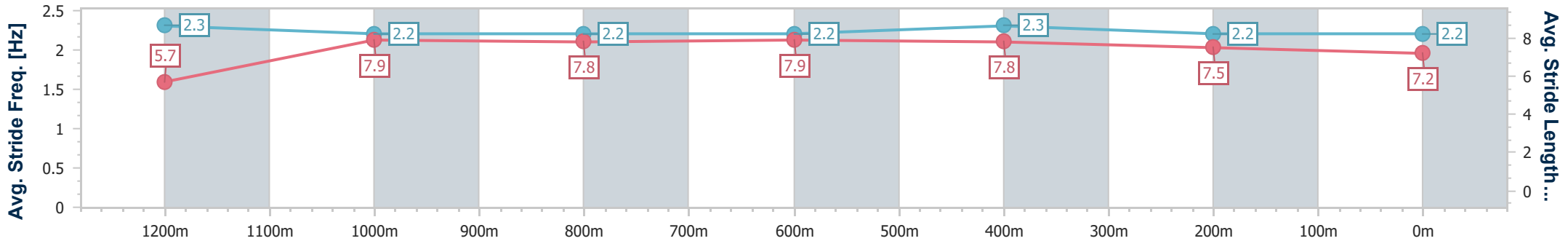
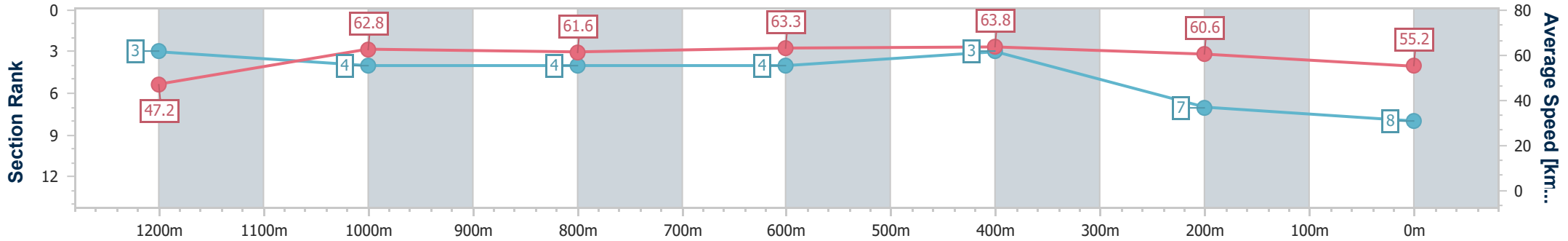
Townsville QLD Professional
Race 7: NEXT MEETING FRIDAY 15 MARCH BM58 Handicap - 1400m



05 March 2024 - 17:10

Track Rating: Soft 7, Weather: Fine, Rail Position: +7.5m 1000m-W/Post; +2m Remainder

Section	Overall	1200m	1000m	800m	600m	400m	200m
Section Times	1:25.92 [8] (0:15.24)	1:10.68 [3] (0:11.45)	0:59.23 [4] (0:11.81)	0:47.42 [4] (0:11.34)	0:36.08 [4] (0:11.17)	0:24.91 [3] (0:11.88)	0:13.03 [7] (0:13.03)
Average Speed [km/h]	47.2	62.8	61.6	63.3	63.8	60.6	55.2
Top Speed [km/h]	66.7	64.9	62.6	64.5	64.6	62.3	58.4
Avg. Dist. to Rail [m]	6.5	1.5	1.9	1.0	1.7	0.9	1.9
Avg. Stride Freq. [Hz]	2.3	2.2	2.2	2.2	2.3	2.2	2.2
Avg. Stride Length [m]	5.7	7.9	7.8	7.9	7.8	7.5	7.2



- [] Ranking at each section and finish
- .-.- No data available at this section
- NA No data available



Horse/Jockey Name	Four Mile Lane
Final Rank	9
Fastest Section Time (Section)	0:11.32 (600m)
Top Speed [km/h] (Section)	65.6 (Overall)
Race State	Finished



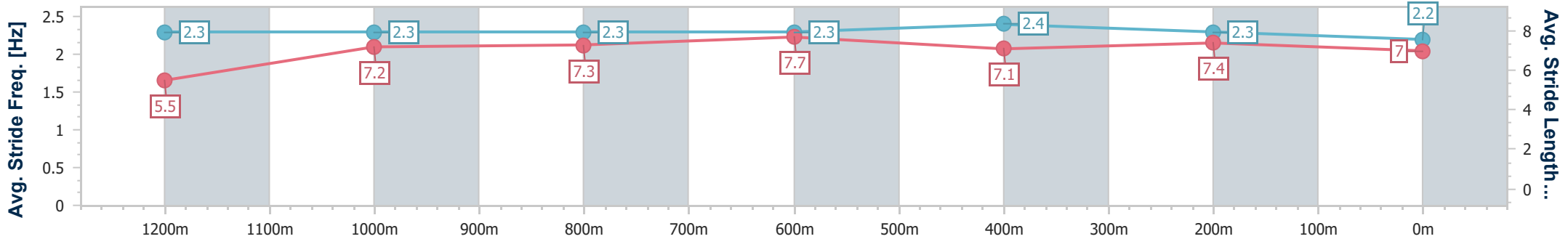
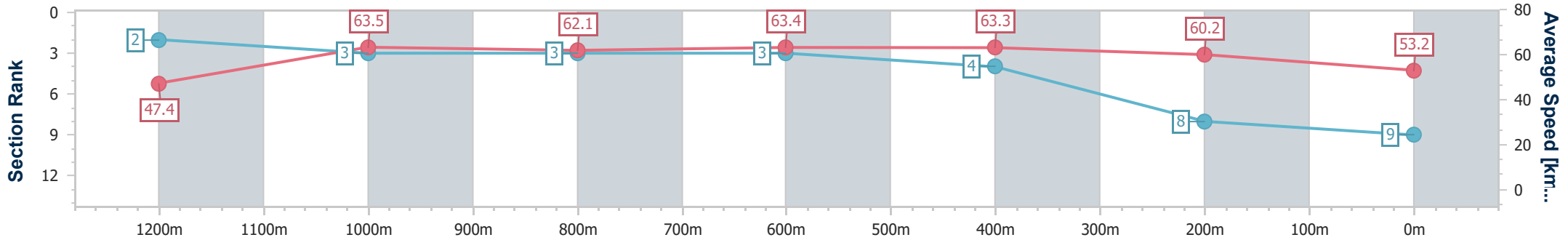
Townsville QLD Professional
Race 7: NEXT MEETING FRIDAY 15 MARCH BM58 Handicap - 1400m



05 March 2024 - 17:10

Track Rating: Soft 7, Weather: Fine, Rail Position: +7.5m 1000m-W/Post; +2m Remainder

Section	Overall	1200m	1000m	800m	600m	400m	200m							
Section Times	1:26.58 [9] (0:15.20)	1:11.38 [2] (0:11.34)	1:00.04 [3] (0:11.81)	0:48.23 [3] (0:11.42)	0:36.81 [3] (0:11.32)	0:25.49 [4] (0:11.99)	0:13.50 [8] (0:13.50)							
Average Speed [km/h]	47.4	63.5	62.1	63.4	63.3	60.2	53.2							
Top Speed [km/h]	65.6	65.6	62.9	64.1	64.2	62.0	57.8							
Avg. Dist. to Rail [m]	8.5	3.6	3.6	1.3	0.5	1.7	5.2							
Avg. Stride Freq. [Hz]	2.3	2.3	2.3	2.3	2.4	2.3	2.2							
Avg. Stride Length [m]	5.5	7.2	7.3	7.7	7.1	7.4	7.0							



- [] Ranking at each section and finish
- .-.- No data available at this section
- NA No data available



Horse/Jockey Name	Gaius Julius
Final Rank	10
Fastest Section Time (Section)	0:11.28 (800m)
Top Speed [km/h] (Section)	65.7 (1200m)
Race State	Finished



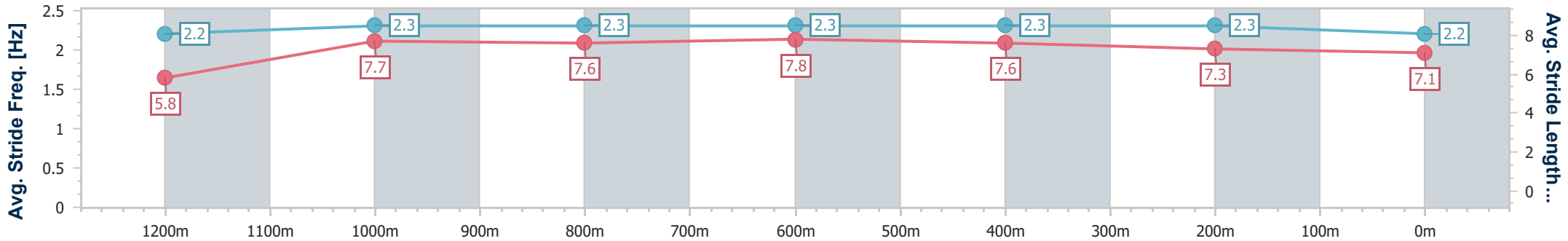
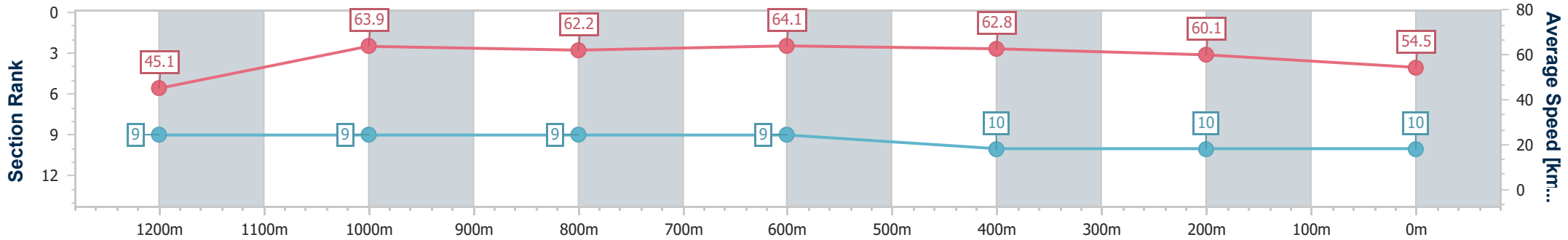
Townsville QLD Professional
Race 7: NEXT MEETING FRIDAY 15 MARCH BM58 Handicap - 1400m



05 March 2024 - 17:10

Track Rating: Soft 7, Weather: Fine, Rail Position: +7.5m 1000m-W/Post; +2m Remainder

Section	Overall	1200m	1000m	800m	600m	400m	200m							
Section Times	1:26.98 [10] (0:15.94)	1:11.04 [9] (0:11.34)	0:59.70 [9] (0:11.73)	0:47.97 [9] (0:11.28)	0:36.69 [9] (0:11.48)	0:25.21 [10] (0:11.98)	0:13.23 [10] (0:13.23)							
Average Speed [km/h]	45.1	63.9	62.2	64.1	62.8	60.1	54.5							
Top Speed [km/h]	65.4	65.7	63.5	64.9	64.0	61.9	58.4							
Avg. Dist. to Rail [m]	13.2	4.8	3.0	0.9	0.3	2.3	4.9							
Avg. Stride Freq. [Hz]	2.2	2.3	2.3	2.3	2.3	2.3	2.2							
Avg. Stride Length [m]	5.8	7.7	7.6	7.8	7.6	7.3	7.1							



- [] Ranking at each section and finish
- .-.- No data available at this section
- NA No data available