



**Mackay QLD Professional**  
**Race 1: BOOK FUNCTIONS IN EVENT CENTRE QTIS Two-Years-Old**  
**Maiden Handicap - 1100m**  
**19 March 2024 - 13:12**



MACKAY TURF CLUB  
 Ooralea Racecourse

Track Rating: Good 4, Weather: Overcast, Rail Position: True

Section													Last 600m					
Field Times		Overall	1000m	800m	600m	400m	200m						0:35.66					
		1:05.39 (0:07.58)	0:57.81 (0:11.01)	0:46.80 (0:11.14)	0:35.66 (0:11.91)	0:23.75 (0:11.79)	0:11.96 (0:11.96)											
Rank	TAB	Horse/Jockey	Barrier	Top Speed [km/h]	Fastest Section												Margin	Distance Travelled [m]
1	1	CARACRISTI Justin Huxtable	1	69.1 1000m	0:08.09 Overall	1:05.39 [1] (0:08.09)	0:57.30 [6] (0:10.83)	0:46.47 [3] (0:11.07)	0:35.40 [2] (0:11.88)	0:23.52 [2] (0:11.56)	0:11.96 [1] (0:11.96)	1:05.39	0:35.40					
2	5	FIREBREAK Adam Sewell	5	66.9 1000m	0:07.58 Overall	1:05.72 [2] (0:07.58)	0:58.14 [1] (0:11.01)	0:47.13 [1] (0:11.14)	0:35.99 [1] (0:11.91)	0:24.08 [1] (0:11.81)	0:12.27 [2] (0:12.27)	0.33L	0:35.99	+0				
3	4	CLUCK Ryan Wiggins	4	67.8 1000m	0:08.04 Overall	1:05.81 [3] (0:08.04)	0:57.77 [4] (0:10.90)	0:46.87 [4] (0:11.30)	0:35.57 [4] (0:11.91)	0:23.66 [5] (0:11.59)	0:12.07 [4] (0:12.07)	0.09L	0:35.57	+3				
4	6	MISHANI BURN Adrian Layt	6	66.6 1000m	0:08.23 Overall	1:06.04 [4] (0:08.23)	0:57.81 [8] (0:11.16)	0:46.65 [8] (0:11.30)	0:35.35 [8] (0:11.72)	0:23.63 [8] (0:11.65)	0:11.98 [7] (0:11.98)	0.23L	0:35.35	-1				
5	3	BOOGIE FEVER Justin Stanley	3	68.7 1000m	0:08.03 Overall	1:06.08 [5] (0:08.03)	0:58.05 [3] (0:10.93)	0:47.12 [5] (0:11.29)	0:35.83 [5] (0:11.81)	0:24.02 [4] (0:11.74)	0:12.28 [5] (0:12.28)	0.04L	0:35.83	+5				
6	11	MISHANI AMORE Jason Taylor	11	66.8 1000m	0:08.07 Overall	1:06.16 [6] (0:08.07)	0:58.09 [5] (0:11.15)	0:46.94 [7] (0:11.30)	0:35.64 [7] (0:11.74)	0:23.90 [7] (0:11.81)	0:12.09 [8] (0:12.09)	0.08L	0:35.64	+2				
7	10	SEWN UP Gabrielle Semmens	10	66.4 1000m	0:07.95 Overall	1:06.17 [7] (0:07.95)	0:58.22 [2] (0:10.96)	0:47.26 [2] (0:11.17)	0:36.09 [3] (0:11.85)	0:24.24 [3] (0:11.79)	0:12.45 [3] (0:12.45)	0.01L	0:36.09	-5				
8	2	MISHANI I AM Les Tilley	2	67.0 1000m	0:08.22 Overall	1:06.23 [8] (0:08.22)	0:58.01 [7] (0:10.88)	0:47.13 [6] (0:11.27)	0:35.86 [6] (0:11.86)	0:24.00 [6] (0:11.75)	0:12.25 [6] (0:12.25)	0.06L	0:35.86	-1				
9	7	MISHANI WOLF Nathan Thomas	7	65.6 800m	0:08.65 Overall	1:07.28 [9] (0:08.65)	0:58.63 [9] (0:11.46)	0:47.17 [10] (0:11.22)	0:35.95 [10] (0:11.85)	0:24.10 [10] (0:11.90)	0:12.20 [10] (0:12.20)	1.05L	0:35.95	+3				
10	8	NOVEMBER FOAL Georgina Cartwright	8	69.4 1000m	0:08.74 Overall	1:07.34 [10] (0:08.74)	0:58.60 [10] (0:10.72)	0:47.88 [9] (0:11.32)	0:36.56 [9] (0:11.93)	0:24.63 [9] (0:12.01)	0:12.62 [9] (0:12.62)	0.06L	0:36.56	+5				

[ ] Ranking at each section and finish  
 -:-:- No data available at this section  
 NA No data available

SCN Saddle cloth number  
 DNF Did not finish  
 DNT Did not track



**Mackay QLD Professional**  
**Race 1: BOOK FUNCTIONS IN EVENT CENTRE QTIS Two-Years-Old**  
**Maiden Handicap - 1100m**  
**19 March 2024 - 13:12**



MACKAY TURF CLUB  
 Ooralea Racecourse

Track Rating: Good 4, Weather: Overcast, Rail Position: True

Section	Overall	1000m	800m	600m	400m	200m	Last 600m
Field Times	1:05.39 (0:07.58)	0:57.81 (0:11.01)	0:46.80 (0:11.14)	0:35.66 (0:11.91)	0:23.75 (0:11.79)	0:11.96 (0:11.96)	0:35.66

Rank	TAB	Horse/Jockey	Barrier	Top Speed [km/h]	Fastest Section	Margin	Distance Travelled [m]
11	9	MISHANI UNLAWFUL	9	66.4	0:08.79	1:08.51 [11]	-1
		Nikki Olzard		1000m	Overall	(0:08.79)	

[ ] Ranking at each section and finish  
 -:-:- No data available at this section  
 NA No data available

SCN Saddle cloth number  
 DNF Did not finish  
 DNT Did not track



Horse/Jockey Name	Caracristi
Final Rank	1
Fastest Section Time (Section)	0:08.09 (Overall)
Top Speed [km/h] (Section)	69.1 (1000m)
Race State	Finished



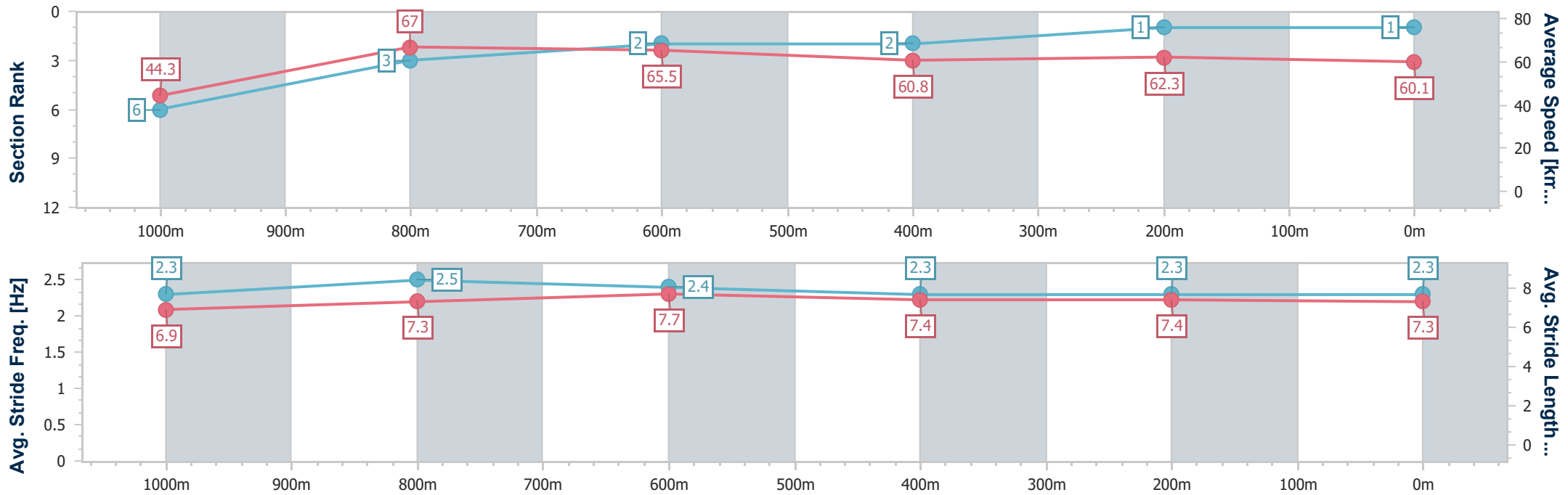
Mackay QLD Professional  
Race 1: BOOK FUNCTIONS IN EVENT CENTRE QTIS Two-Years  
-Old Maiden Handicap - 1100m



19 March 2024 - 13:12

Track Rating: Good 4, Weather: Overcast, Rail Position: True

Section	Overall	1000m	800m	600m	400m	200m
Section Times	1:05.39 [1] (0:08.09)	0:57.30 [6] (0:10.83)	0:46.47 [3] (0:11.07)	0:35.40 [2] (0:11.88)	0:23.52 [2] (0:11.56)	0:11.96 [1] (0:11.96)
Average Speed [km/h]	44.3	67.0	65.5	60.8	62.3	60.1
Top Speed [km/h]	63.6	69.1	67.0	63.1	63.5	62.8
Avg. Dist. to Rail [m]	5.7	3.1	1.8	0.4	1.5	1.9
Avg. Stride Freq. [Hz]	2.3	2.5	2.4	2.3	2.3	2.3
Avg. Stride Length [m]	6.9	7.3	7.7	7.4	7.4	7.3



- [ ] Ranking at each section and finish
- .-.- No data available at this section
- NA No data available



Horse/Jockey Name	Firebreak
Final Rank	2
Fastest Section Time (Section)	0:07.58 (Overall)
Top Speed [km/h] (Section)	66.9 (1000m)
Race State	Finished



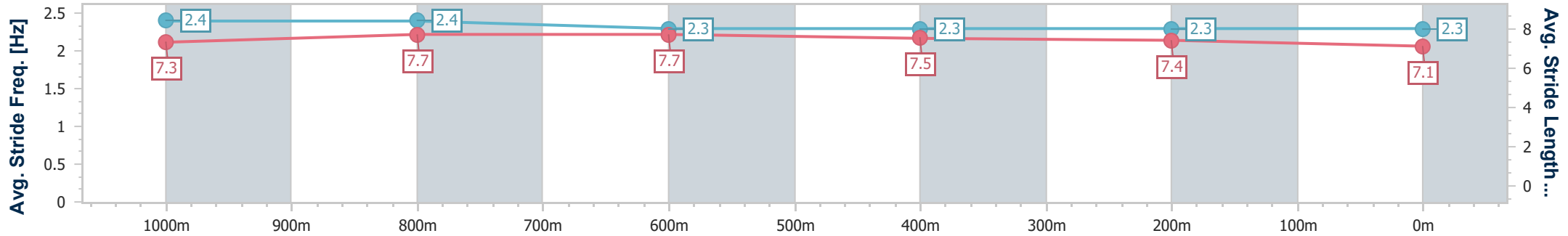
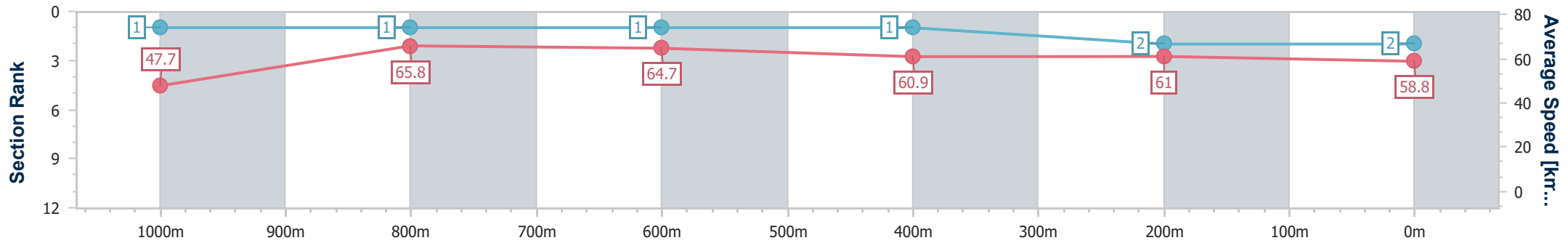
Mackay QLD Professional  
Race 1: BOOK FUNCTIONS IN EVENT CENTRE QTIS Two-Years  
-Old Maiden Handicap - 1100m



19 March 2024 - 13:12

Track Rating: Good 4, Weather: Overcast, Rail Position: True

Section	Overall	1000m	800m	600m	400m	200m
Section Times	1:05.72 [2] (0:07.58)	0:58.14 [1] (0:11.01)	0:47.13 [1] (0:11.14)	0:35.99 [1] (0:11.91)	0:24.08 [1] (0:11.81)	0:12.27 [2] (0:12.27)
Average Speed [km/h]	47.7	65.8	64.7	60.9	61.0	58.8
Top Speed [km/h]	64.5	66.9	66.3	62.0	62.2	62.1
Avg. Dist. to Rail [m]	2.6	1.2	0.9	1.1	1.3	1.3
Avg. Stride Freq. [Hz]	2.4	2.4	2.3	2.3	2.3	2.3
Avg. Stride Length [m]	7.3	7.7	7.7	7.5	7.4	7.1



- [ ] Ranking at each section and finish
- .-.- No data available at this section
- NA No data available





Horse/Jockey Name	Cluck
Final Rank	3
Fastest Section Time (Section)	0:08.04 (Overall)
Top Speed [km/h] (Section)	67.8 (1000m)
Race State	Finished



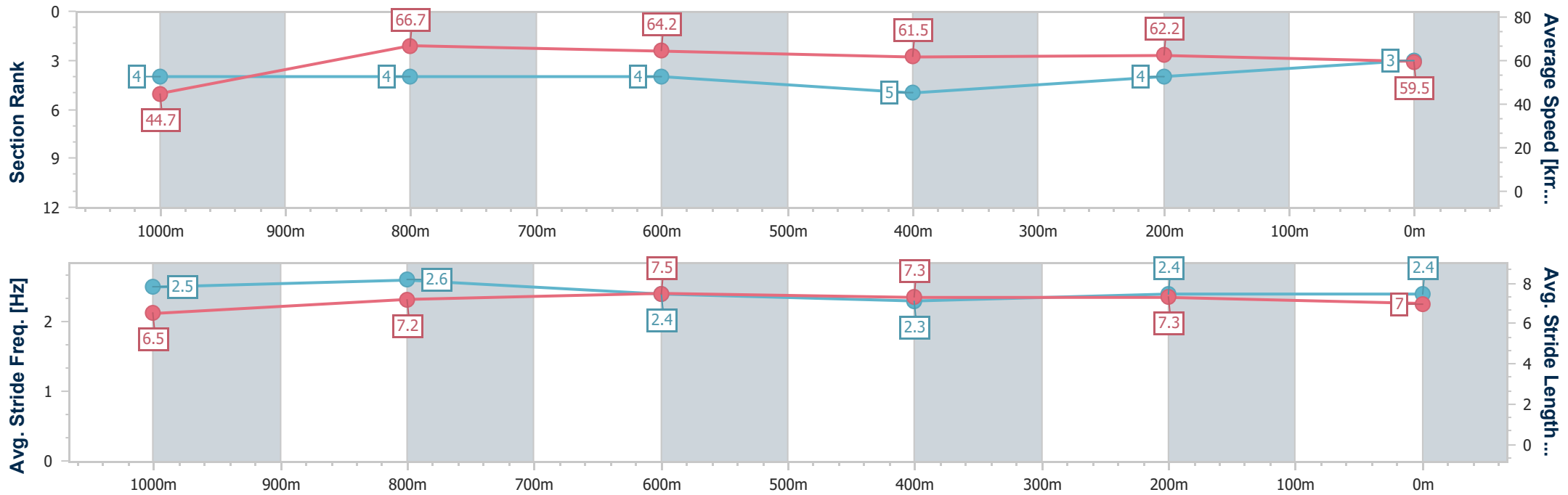
Mackay QLD Professional  
Race 1: BOOK FUNCTIONS IN EVENT CENTRE QTIS Two-Years  
-Old Maiden Handicap - 1100m



19 March 2024 - 13:12

Track Rating: Good 4, Weather: Overcast, Rail Position: True

Section	Overall	1000m	800m	600m	400m	200m
Section Times	1:05.81 [3] (0:08.04)	0:57.77 [4] (0:10.90)	0:46.87 [4] (0:11.30)	0:35.57 [4] (0:11.91)	0:23.66 [5] (0:11.59)	0:12.07 [4] (0:12.07)
Average Speed [km/h]	44.7	66.7	64.2	61.5	62.2	59.5
Top Speed [km/h]	63.7	67.8	65.4	62.4	62.7	61.9
Avg. Dist. to Rail [m]	4.4	2.0	2.8	1.9	1.6	3.0
Avg. Stride Freq. [Hz]	2.5	2.6	2.4	2.3	2.4	2.4
Avg. Stride Length [m]	6.5	7.2	7.5	7.3	7.3	7.0



- [ ] Ranking at each section and finish
- .-.- No data available at this section
- NA No data available



Horse/Jockey Name	Mishani Burn
Final Rank	4
Fastest Section Time (Section)	0:08.23 (Overall)
Top Speed [km/h] (Section)	66.6 (1000m)
Race State	Finished



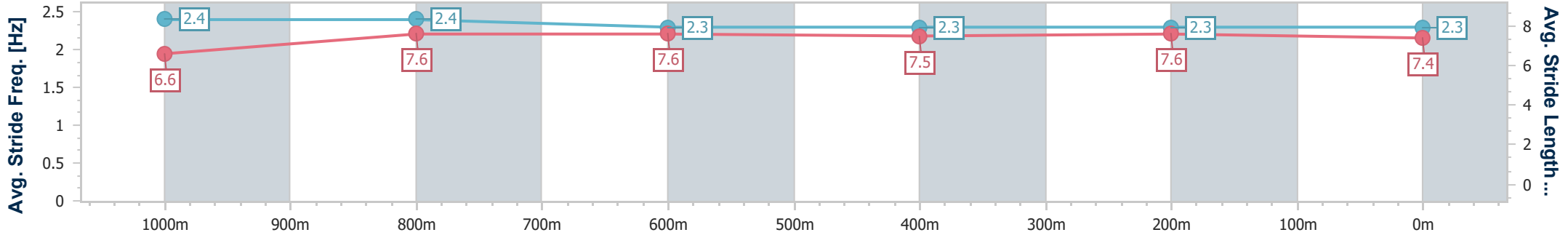
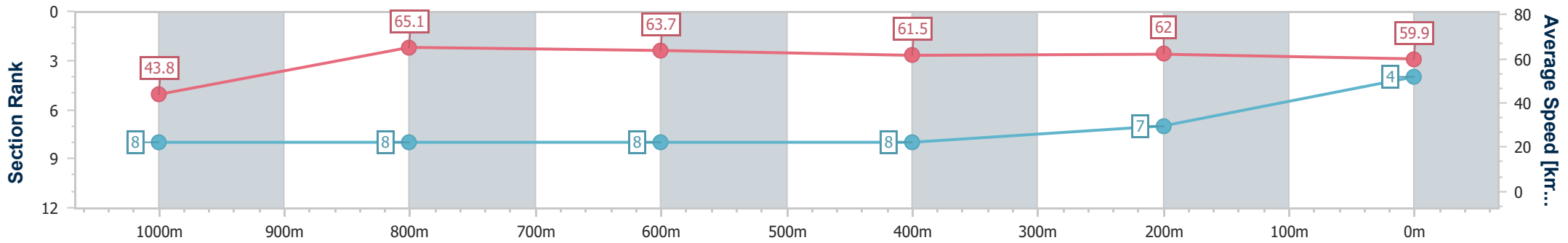
Mackay QLD Professional  
Race 1: BOOK FUNCTIONS IN EVENT CENTRE QTIS Two-Years  
-Old Maiden Handicap - 1100m



19 March 2024 - 13:12

Track Rating: Good 4, Weather: Overcast, Rail Position: True

Section	Overall	1000m	800m	600m	400m	200m
Section Times	1:06.04 [4] (0:08.23)	0:57.81 [8] (0:11.16)	0:46.65 [8] (0:11.30)	0:35.35 [8] (0:11.72)	0:23.63 [8] (0:11.65)	0:11.98 [7] (0:11.98)
Average Speed [km/h]	43.8	65.1	63.7	61.5	62.0	59.9
Top Speed [km/h]	61.1	66.6	66.6	63.2	62.8	62.7
Avg. Dist. to Rail [m]	8.8	2.4	0.8	0.4	1.9	4.8
Avg. Stride Freq. [Hz]	2.4	2.4	2.3	2.3	2.3	2.3
Avg. Stride Length [m]	6.6	7.6	7.6	7.5	7.6	7.4



- [ ] Ranking at each section and finish
- .-.- No data available at this section
- NA No data available



Horse/Jockey Name	Boogie Fever
Final Rank	5
Fastest Section Time (Section)	0:08.03 (Overall)
Top Speed [km/h] (Section)	68.7 (1000m)
Race State	Finished



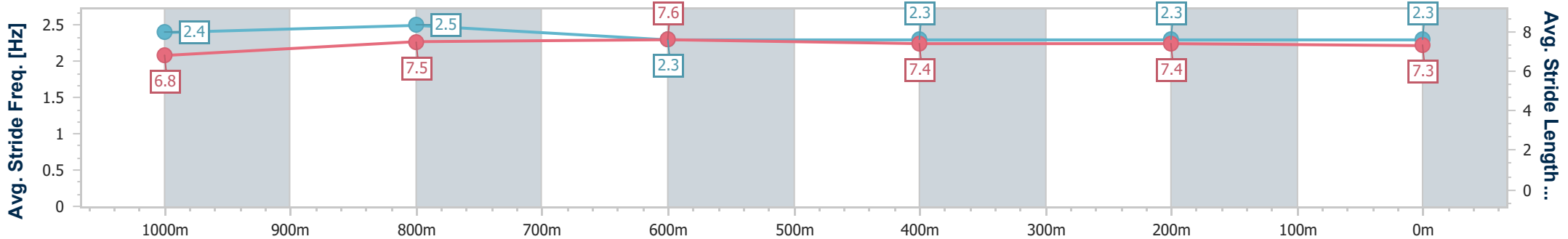
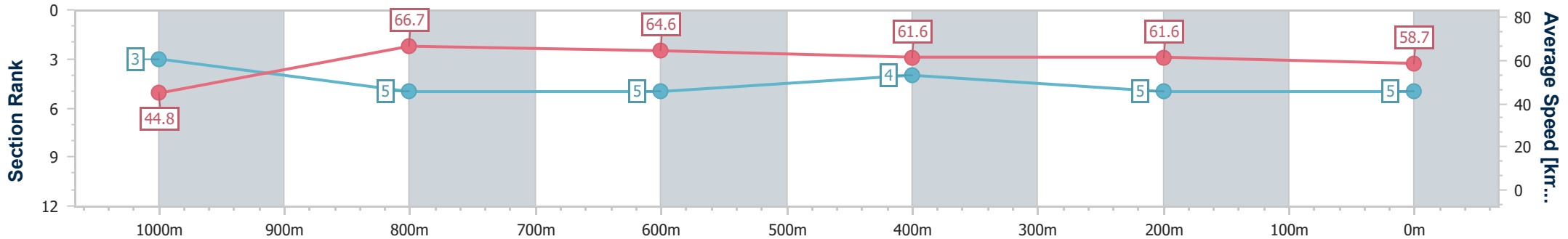
Mackay QLD Professional  
 Race 1: BOOK FUNCTIONS IN EVENT CENTRE QTIS Two-Years  
 -Old Maiden Handicap - 1100m



19 March 2024 - 13:12

Track Rating: Good 4, Weather: Overcast, Rail Position: True

Section	Overall	1000m	800m	600m	400m	200m
Section Times	1:06.08 [5] (0:08.03)	0:58.05 [3] (0:10.93)	0:47.12 [5] (0:11.29)	0:35.83 [5] (0:11.81)	0:24.02 [4] (0:11.74)	0:12.28 [5] (0:12.28)
Average Speed [km/h]	44.8	66.7	64.6	61.6	61.6	58.7
Top Speed [km/h]	65.9	68.7	66.3	62.5	62.8	61.1
Avg. Dist. to Rail [m]	9.7	5.3	3.5	1.4	2.7	3.7
Avg. Stride Freq. [Hz]	2.4	2.5	2.3	2.3	2.3	2.3
Avg. Stride Length [m]	6.8	7.5	7.6	7.4	7.4	7.3



- [ ] Ranking at each section and finish
- .-.- No data available at this section
- NA No data available



Horse/Jockey Name	Mishani Amore
Final Rank	6
Fastest Section Time (Section)	0:08.07 (Overall)
Top Speed [km/h] (Section)	66.8 (1000m)
Race State	Finished



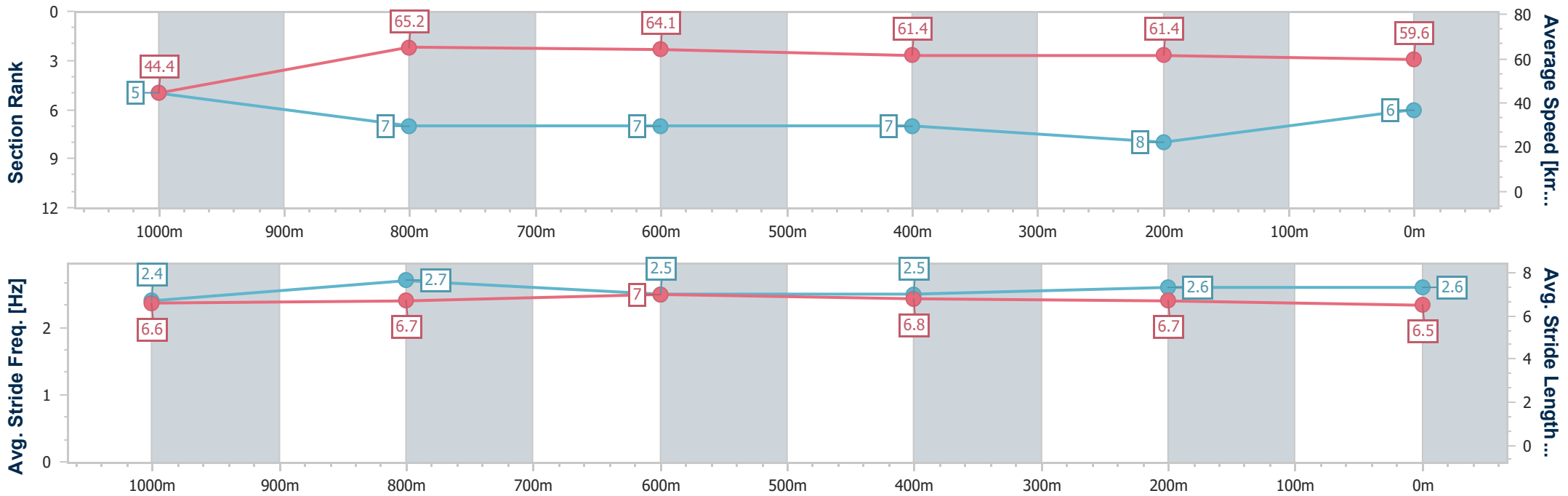
Mackay QLD Professional  
 Race 1: BOOK FUNCTIONS IN EVENT CENTRE QTIS Two-Years  
 -Old Maiden Handicap - 1100m



19 March 2024 - 13:12

Track Rating: Good 4, Weather: Overcast, Rail Position: True

Section	Overall	1000m	800m	600m	400m	200m
Section Times	1:06.16 [6] (0:08.07)	0:58.09 [5] (0:11.15)	0:46.94 [7] (0:11.30)	0:35.64 [7] (0:11.74)	0:23.90 [7] (0:11.81)	0:12.09 [8] (0:12.09)
Average Speed [km/h]	44.4	65.2	64.1	61.4	61.4	59.6
Top Speed [km/h]	62.9	66.8	65.1	62.5	62.1	62.1
Avg. Dist. to Rail [m]	7.0	2.9	1.8	0.5	3.3	6.4
Avg. Stride Freq. [Hz]	2.4	2.7	2.5	2.5	2.6	2.6
Avg. Stride Length [m]	6.6	6.7	7.0	6.8	6.7	6.5



- [ ] Ranking at each section and finish
- .-.- No data available at this section
- NA No data available



Horse/Jockey Name	Sewn Up
Final Rank	7
Fastest Section Time (Section)	0:07.95 (Overall)
Top Speed [km/h] (Section)	66.4 (1000m)
Race State	Finished



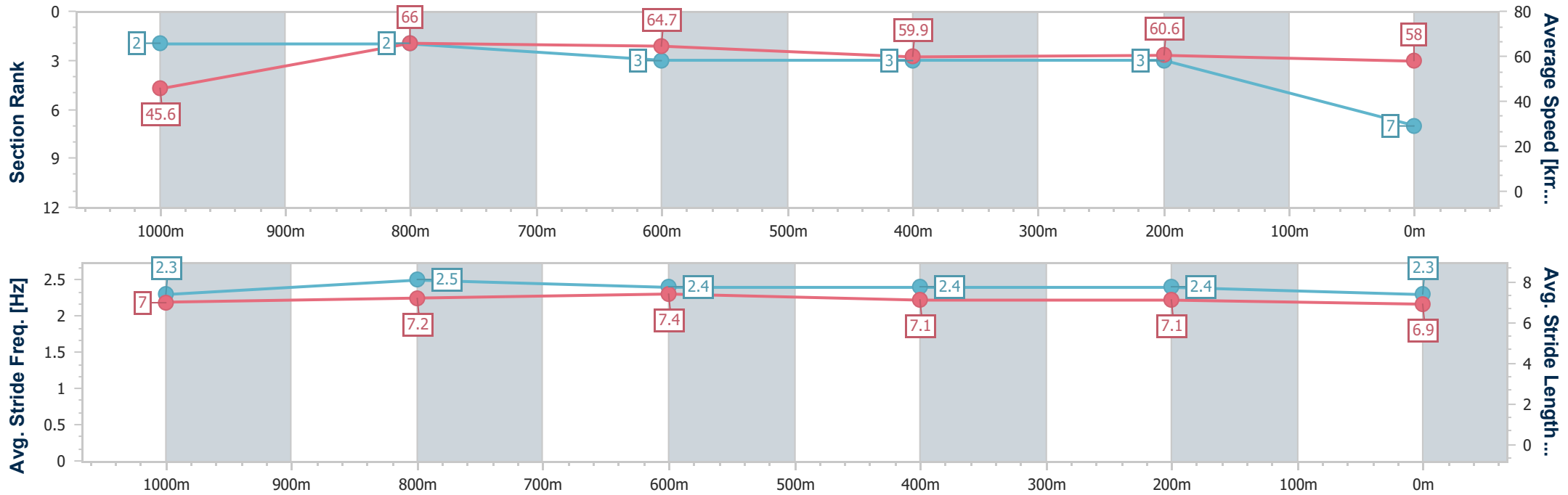
Mackay QLD Professional  
Race 1: BOOK FUNCTIONS IN EVENT CENTRE QTIS Two-Years  
-Old Maiden Handicap - 1100m



19 March 2024 - 13:12

Track Rating: Good 4, Weather: Overcast, Rail Position: True

Section	Overall	1000m	800m	600m	400m	200m
Section Times	1:06.17 [7] (0:07.95)	0:58.22 [2] (0:10.96)	0:47.26 [2] (0:11.17)	0:36.09 [3] (0:11.85)	0:24.24 [3] (0:11.79)	0:12.45 [3] (0:12.45)
Average Speed [km/h]	45.6	66.0	64.7	59.9	60.6	58.0
Top Speed [km/h]	63.0	66.4	65.7	61.9	62.1	60.9
Avg. Dist. to Rail [m]	1.0	1.7	1.5	1.9	1.9	0.5
Avg. Stride Freq. [Hz]	2.3	2.5	2.4	2.4	2.4	2.3
Avg. Stride Length [m]	7.0	7.2	7.4	7.1	7.1	6.9



- [ ] Ranking at each section and finish
- .-.- No data available at this section
- NA No data available



Horse/Jockey Name	Mishani I Am
Final Rank	8
Fastest Section Time (Section)	0:08.22 (Overall)
Top Speed [km/h] (Section)	67.0 (1000m)
Race State	Finished



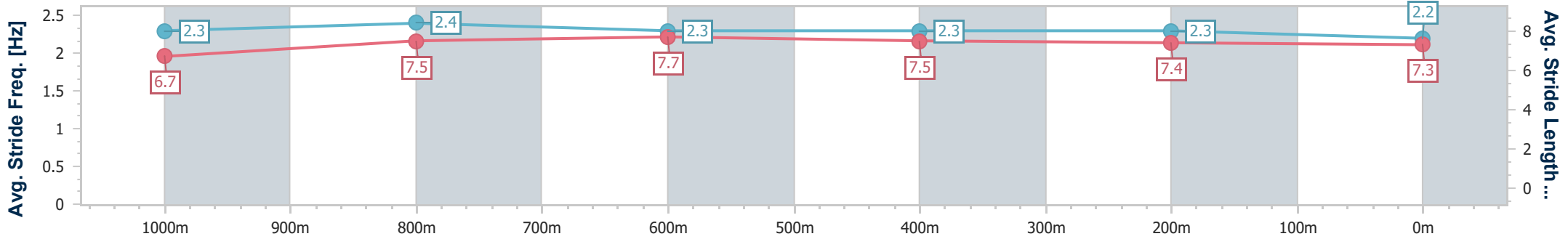
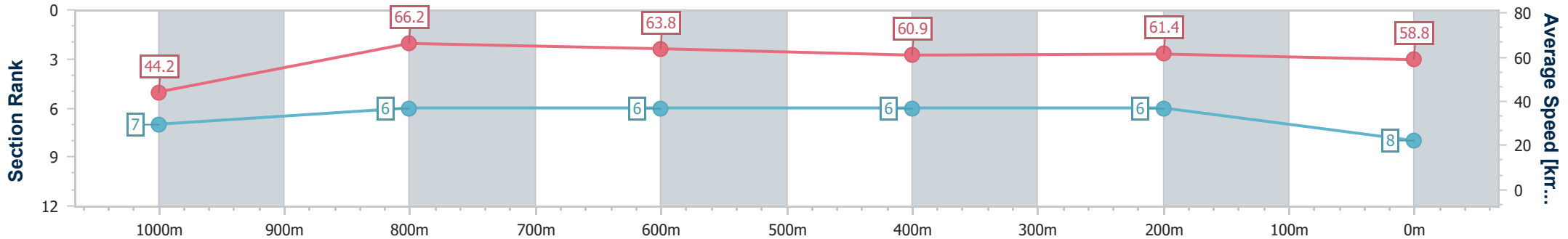
Mackay QLD Professional  
Race 1: BOOK FUNCTIONS IN EVENT CENTRE QTIS Two-Years  
-Old Maiden Handicap - 1100m



19 March 2024 - 13:12

Track Rating: Good 4, Weather: Overcast, Rail Position: True

Section	Overall	1000m	800m	600m	400m	200m
Section Times	1:06.23 [8] (0:08.22)	0:58.01 [7] (0:10.88)	0:47.13 [6] (0:11.27)	0:35.86 [6] (0:11.86)	0:24.00 [6] (0:11.75)	0:12.25 [6] (0:12.25)
Average Speed [km/h]	44.2	66.2	63.8	60.9	61.4	58.8
Top Speed [km/h]	62.7	67.0	65.9	63.6	62.1	61.2
Avg. Dist. to Rail [m]	2.3	0.3	0.3	0.6	1.8	2.9
Avg. Stride Freq. [Hz]	2.3	2.4	2.3	2.3	2.3	2.2
Avg. Stride Length [m]	6.7	7.5	7.7	7.5	7.4	7.3



- [ ] Ranking at each section and finish
- .-.- No data available at this section
- NA No data available



Horse/Jockey Name	Mishani Wolf
Final Rank	9
Fastest Section Time (Section)	0:08.65 (Overall)
Top Speed [km/h] (Section)	65.6 (800m)
Race State	Finished



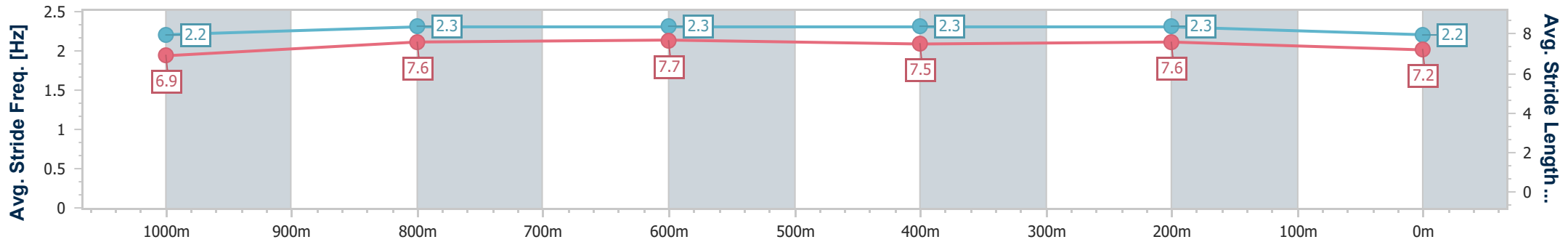
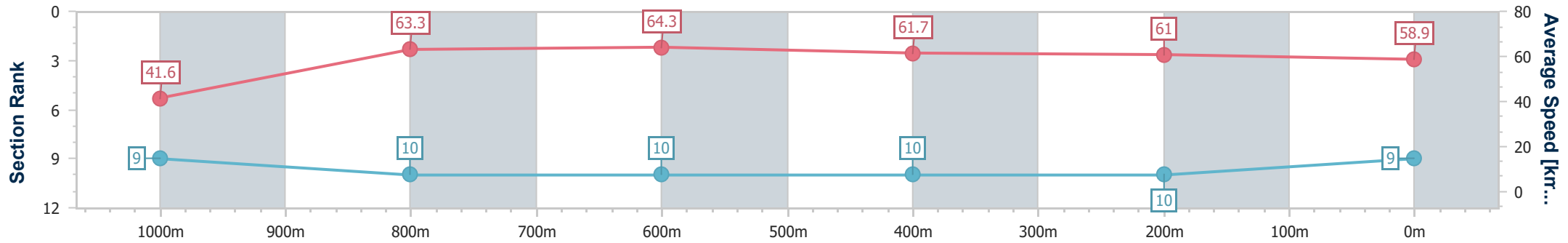
Mackay QLD Professional  
Race 1: BOOK FUNCTIONS IN EVENT CENTRE QTIS Two-Years  
-Old Maiden Handicap - 1100m



19 March 2024 - 13:12

Track Rating: Good 4, Weather: Overcast, Rail Position: True

Section	Overall	1000m	800m	600m	400m	200m
Section Times	1:07.28 [9] (0:08.65)	0:58.63 [9] (0:11.46)	0:47.17 [10] (0:11.22)	0:35.95 [10] (0:11.85)	0:24.10 [10] (0:11.90)	0:12.20 [10] (0:12.20)
Average Speed [km/h]	41.6	63.3	64.3	61.7	61.0	58.9
Top Speed [km/h]	59.0	65.2	65.6	62.4	61.3	63.9
Avg. Dist. to Rail [m]	4.0	1.9	2.0	1.8	3.2	5.2
Avg. Stride Freq. [Hz]	2.2	2.3	2.3	2.3	2.3	2.2
Avg. Stride Length [m]	6.9	7.6	7.7	7.5	7.6	7.2



- [ ] Ranking at each section and finish
- .-.- No data available at this section
- NA No data available



Horse/Jockey Name	November Foal
Final Rank	10
Fastest Section Time (Section)	0:08.74 (Overall)
Top Speed [km/h] (Section)	69.4 (1000m)
Race State	Finished



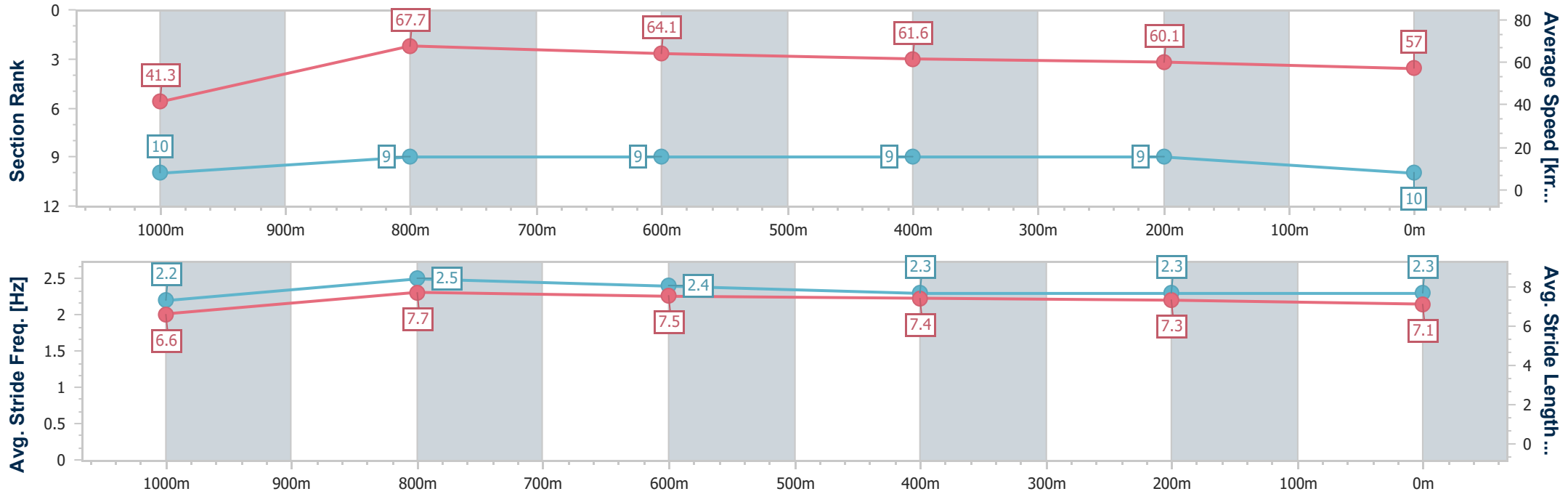
Mackay QLD Professional  
Race 1: BOOK FUNCTIONS IN EVENT CENTRE QTIS Two-Years  
-Old Maiden Handicap - 1100m



19 March 2024 - 13:12

Track Rating: Good 4, Weather: Overcast, Rail Position: True

Section	Overall	1000m	800m	600m	400m	200m
Section Times	1:07.34 [10] (0:08.74)	0:58.60 [10] (0:10.72)	0:47.88 [9] (0:11.32)	0:36.56 [9] (0:11.93)	0:24.63 [9] (0:12.01)	0:12.62 [9] (0:12.62)
Average Speed [km/h]	41.3	67.7	64.1	61.6	60.1	57.0
Top Speed [km/h]	62.3	69.4	66.6	63.1	60.6	59.7
Avg. Dist. to Rail [m]	7.8	1.7	3.0	2.6	2.1	2.3
Avg. Stride Freq. [Hz]	2.2	2.5	2.4	2.3	2.3	2.3
Avg. Stride Length [m]	6.6	7.7	7.5	7.4	7.3	7.1



- [ ] Ranking at each section and finish
- .-.- No data available at this section
- NA No data available





Horse/Jockey Name	Mishani Unlawful
Final Rank	11
Fastest Section Time (Section)	0:08.79 (Overall)
Top Speed [km/h] (Section)	66.4 (1000m)
Race State	Finished



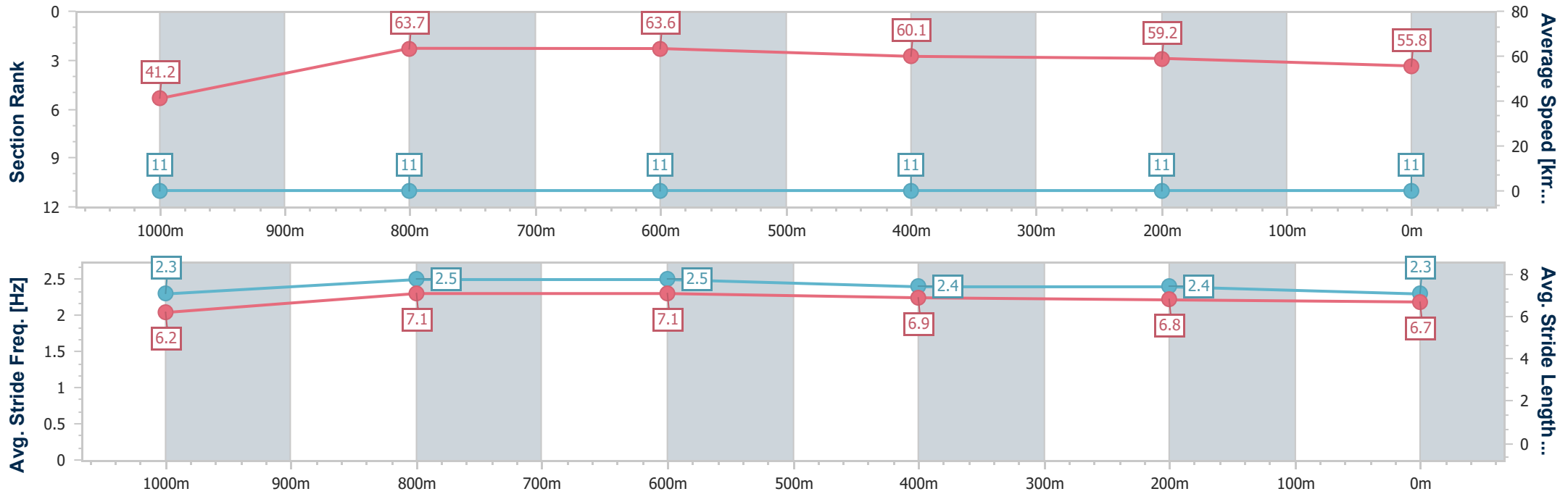
Mackay QLD Professional  
Race 1: BOOK FUNCTIONS IN EVENT CENTRE QTIS Two-Years  
-Old Maiden Handicap - 1100m



19 March 2024 - 13:12

Track Rating: Good 4, Weather: Overcast, Rail Position: True

Section	Overall	1000m	800m	600m	400m	200m
Section Times	1:08.51 [11] (0:08.79)	0:59.72 [11] (0:11.33)	0:48.39 [11] (0:11.36)	0:37.03 [11] (0:11.96)	0:25.07 [11] (0:12.17)	0:12.90 [11] (0:12.90)
Average Speed [km/h]	41.2	63.7	63.6	60.1	59.2	55.8
Top Speed [km/h]	59.8	66.4	66.1	61.3	60.0	57.7
Avg. Dist. to Rail [m]	1.2	0.4	1.5	0.5	0.7	1.7
Avg. Stride Freq. [Hz]	2.3	2.5	2.5	2.4	2.4	2.3
Avg. Stride Length [m]	6.2	7.1	7.1	6.9	6.8	6.7



- [ ] Ranking at each section and finish
- .-.- No data available at this section
- NA No data available



# Mackay QLD Professional

## Race 2: SKY RACING Maiden Handicap - 1200m

19 March 2024 - 13:46



MACKAY TURF CLUB  
Ooralea Racecourse

Track Rating: Good 4, Weather: Overcast, Rail Position: True

Section													Last 600m					
Field Times		Overall	1000m	800m	600m	400m	200m						0:36.65					
		1:11.33 (0:13.03)	0:58.30 (0:10.62)	0:47.68 (0:11.03)	0:36.65 (0:11.54)	0:25.11 (0:12.21)	0:12.90 (0:12.90)											
Rank	TAB	Horse/Jockey	Barrier	Top Speed [km/h]	Fastest Section												Margin	Distance Travelled [m]
1	12	LET'S ROLL Jason Taylor	12	68.7 1000m	0:10.72 1000m	1:11.33 [1] (0:13.38)	0:57.95 [5] (0:10.72)	0:47.23 [5] (0:10.98)	0:36.25 [4] (0:11.53)	0:24.72 [4] (0:11.92)	0:12.80 [2] (0:12.80)	1:11.33	0:36.25					
2	4	ME TIME Adrian Layt	4	68.6 1000m	0:10.61 1000m	1:11.48 [2] (0:13.62)	0:57.86 [6] (0:10.61)	0:47.25 [6] (0:11.00)	0:36.25 [6] (0:11.58)	0:24.67 [6] (0:11.91)	0:12.76 [4] (0:12.76)	0.15L	0:36.25	+7				
3	10	CERARED Adam Sewell	10	70.4 1000m	0:10.66 1000m	1:11.63 [3] (0:13.15)	0:58.48 [2] (0:10.66)	0:47.82 [2] (0:10.87)	0:36.95 [1] (0:11.54)	0:25.41 [1] (0:12.21)	0:13.20 [1] (0:13.20)	0.15L	0:36.95	+3				
4	1	PRIDE OF THE BIG FISH Ryan Wiggins	1	68.1 800m	0:10.72 1000m	1:11.75 [4] (0:13.33)	0:58.42 [3] (0:10.72)	0:47.70 [4] (0:10.96)	0:36.74 [3] (0:11.53)	0:25.21 [3] (0:12.24)	0:12.97 [5] (0:12.97)	0.12L	0:36.74	+8				
5	8	KAISA Scott Sheargold	8	67.8 800m	0:10.91 1000m	1:11.96 [5] (0:14.43)	0:57.53 [13] (0:10.91)	0:46.62 [12] (0:10.92)	0:35.70 [11] (0:11.61)	0:24.09 [11] (0:11.61)	0:12.48 [7] (0:12.48)	0.21L	0:35.70	+14				
6	5	NAHEIGHTKAY Georgina Cartwright	5	68.1 1000m	0:10.75 1000m	1:12.02 [6] (0:14.09)	0:57.93 [9] (0:10.75)	0:47.18 [8] (0:11.07)	0:36.11 [7] (0:11.66)	0:24.45 [7] (0:11.96)	0:12.49 [8] (0:12.49)	0.06L	0:36.11	+7				
7	6	GOGGLEBOX Les Tilley	6	66.8 1000m	0:11.01 1000m	1:12.09 [7] (0:13.92)	0:58.17 [8] (0:11.01)	0:47.16 [9] (0:11.14)	0:36.02 [9] (0:11.71)	0:24.31 [10] (0:11.82)	0:12.49 [9] (0:12.49)	0.07L	0:36.02	+8				
8	13	TSUNAMI FORCE Nicole Seymour	13	68.8 1000m	0:10.66 1000m	1:12.34 [8] (0:13.33)	0:59.01 [4] (0:10.66)	0:48.35 [3] (0:11.10)	0:37.25 [5] (0:11.69)	0:25.56 [5] (0:12.23)	0:13.33 [6] (0:13.33)	0.25L	0:37.25	+12				
9	15	FRESH START Tasha Chambers	15	67.2 1000m	0:10.91 1000m	1:12.35 [9] (0:14.21)	0:58.14 [11] (0:10.91)	0:47.23 [10] (0:11.01)	0:36.22 [10] (0:11.58)	0:24.64 [9] (0:11.93)	0:12.71 [10] (0:12.71)	0.01L	0:36.22	+6				
10	3	SMOKIN' RUBI Gabrielle Semmens	3	67.9 1000m	0:11.00 1000m	1:12.44 [10] (0:13.79)	0:58.65 [7] (0:11.00)	0:47.65 [7] (0:11.13)	0:36.52 [8] (0:11.78)	0:24.74 [8] (0:12.07)	0:12.67 [11] (0:12.67)	0.09L	0:36.52	+9				

Scratched: Imperium (#11), Midthunder (#2)

[ ] Ranking at each section and finish  
 -:-:- No data available at this section  
 NA No data available

SCN Saddle cloth number  
 DNF Did not finish  
 DNT Did not track



# Mackay QLD Professional

## Race 2: SKY RACING Maiden Handicap - 1200m

19 March 2024 - 13:46



MACKAY TURF CLUB  
Ooralea Racecourse

Track Rating: Good 4, Weather: Overcast, Rail Position: True

Section		Overall	1000m	800m	600m	400m	200m	Last 600m					
Field Times		1:11.33 (0:13.03)	0:58.30 (0:10.62)	0:47.68 (0:11.03)	0:36.65 (0:11.54)	0:25.11 (0:12.21)	0:12.90 (0:12.90)	0:36.65					
Rank	TAB Horse/Jockey	Barrier	Top Speed [km/h]	Fastest Section	Margin								Distance Travelled [m]
11	9 MY LITTLE VIKING Nathan Thomas	9	66.3 1000m	0:11.10 1000m	1:13.16 [11] (0:14.10)	0:59.06 [10] (0:11.10)	0:47.96 [11] (0:11.26)	0:36.70 [12] (0:11.74)	0:24.96 [13] (0:12.10)	0:12.86 [13] (0:12.86)	0.72L	0:36.70	+13
12	14 FAIRYBOWER FLYER Nikki Olzard	14	66.7 1000m	0:11.07 1000m	1:13.36 [12] (0:14.39)	0:58.97 [12] (0:11.07)	0:47.90 [13] (0:11.08)	0:36.82 [13] (0:11.47)	0:25.35 [12] (0:12.04)	0:13.31 [12] (0:13.31)	0.2L	0:36.82	+5
13	7 ANDIRON Justin Stanley	7	70.1 Overall	0:10.62 1000m	1:14.38 [13] (0:13.03)	1:01.35 [1] (0:10.62)	0:50.73 [1] (0:11.04)	0:39.69 [2] (0:11.56)	0:28.13 [2] (0:12.43)	0:15.70 [3] (0:15.70)	1.02L	0:39.69	+4

Scratched: Imperium (#11), Midthunder (#2)



Horse/Jockey Name	Let's Roll
Final Rank	1
Fastest Section Time (Section)	0:10.72 (1000m)
Top Speed [km/h] (Section)	68.7 (1000m)
Race State	Finished



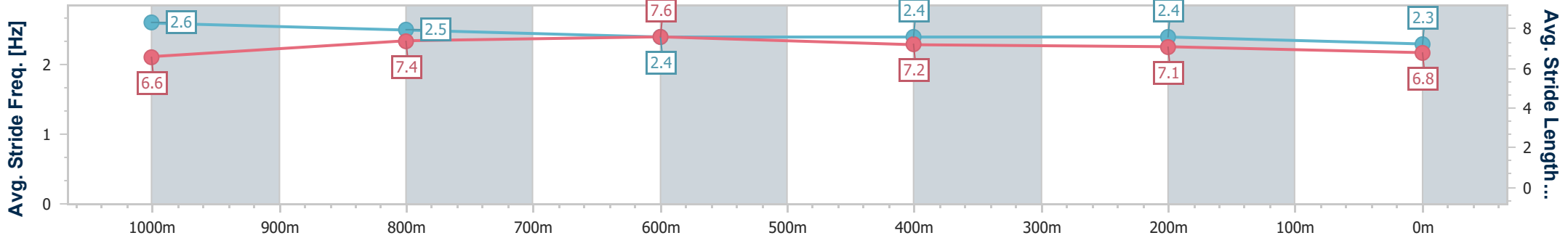
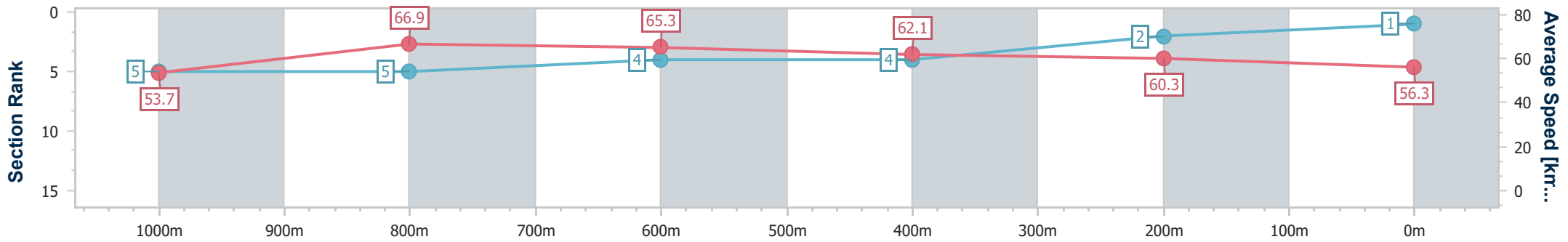
Mackay QLD Professional  
Race 2: SKY RACING Maiden Handicap - 1200m

19 March 2024 - 13:46

Track Rating: Good 4, Weather: Overcast, Rail Position: True



Section	Overall	1000m	800m	600m	400m	200m
Section Times	1:11.33 [1] (0:13.38)	0:57.95 [5] (0:10.72)	0:47.23 [5] (0:10.98)	0:36.25 [4] (0:11.53)	0:24.72 [4] (0:11.92)	0:12.80 [2] (0:12.80)
Average Speed [km/h]	53.7	66.9	65.3	62.1	60.3	56.3
Top Speed [km/h]	68.3	68.7	68.1	64.0	62.3	58.6
Avg. Dist. to Rail [m]	0.8	1.0	1.1	0.9	2.6	3.4
Avg. Stride Freq. [Hz]	2.6	2.5	2.4	2.4	2.4	2.3
Avg. Stride Length [m]	6.6	7.4	7.6	7.2	7.1	6.8



- [ ] Ranking at each section and finish
- .-.- No data available at this section
- NA No data available



Horse/Jockey Name	Me Time
Final Rank	2
Fastest Section Time (Section)	0:10.61 (1000m)
Top Speed [km/h] (Section)	68.6 (1000m)
Race State	Finished



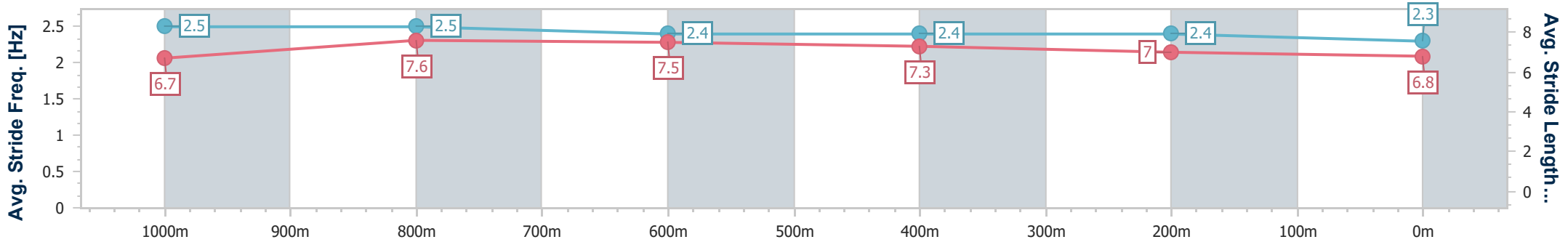
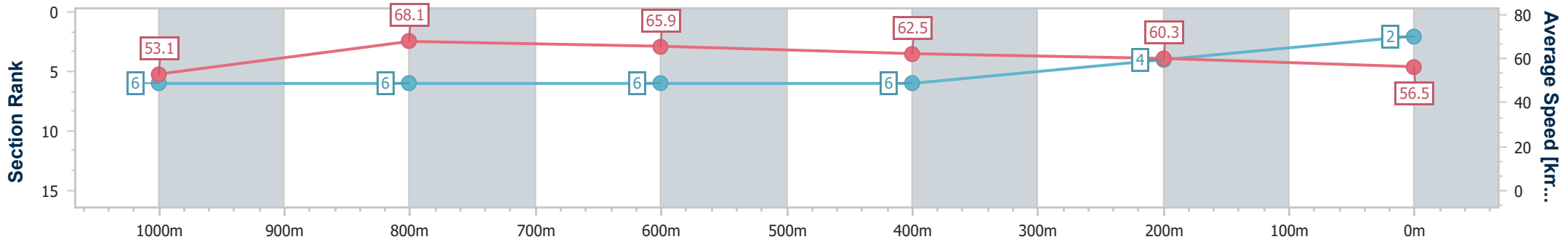
Mackay QLD Professional  
Race 2: SKY RACING Maiden Handicap - 1200m



19 March 2024 - 13:46

Track Rating: Good 4, Weather: Overcast, Rail Position: True

Section	Overall	1000m	800m	600m	400m	200m
Section Times	1:11.48 [2] (0:13.62)	0:57.86 [6] (0:10.61)	0:47.25 [6] (0:11.00)	0:36.25 [6] (0:11.58)	0:24.67 [6] (0:11.91)	0:12.76 [4] (0:12.76)
Average Speed [km/h]	53.1	68.1	65.9	62.5	60.3	56.5
Top Speed [km/h]	67.8	68.6	67.1	63.6	62.3	59.0
Avg. Dist. to Rail [m]	3.2	0.7	1.3	0.9	0.8	0.8
Avg. Stride Freq. [Hz]	2.5	2.5	2.4	2.4	2.4	2.3
Avg. Stride Length [m]	6.7	7.6	7.5	7.3	7.0	6.8



- [ ] Ranking at each section and finish
- .-.-.- No data available at this section
- NA No data available



Horse/Jockey Name	Cerared
Final Rank	3
Fastest Section Time (Section)	0:10.66 (1000m)
Top Speed [km/h] (Section)	70.4 (1000m)
Race State	Finished



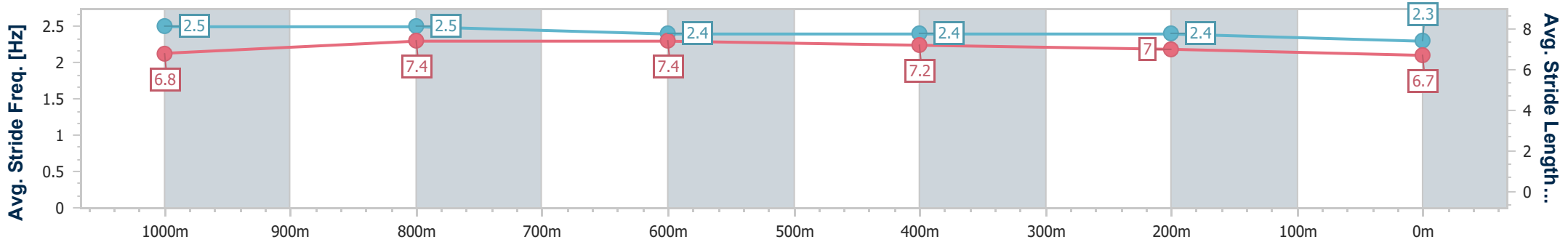
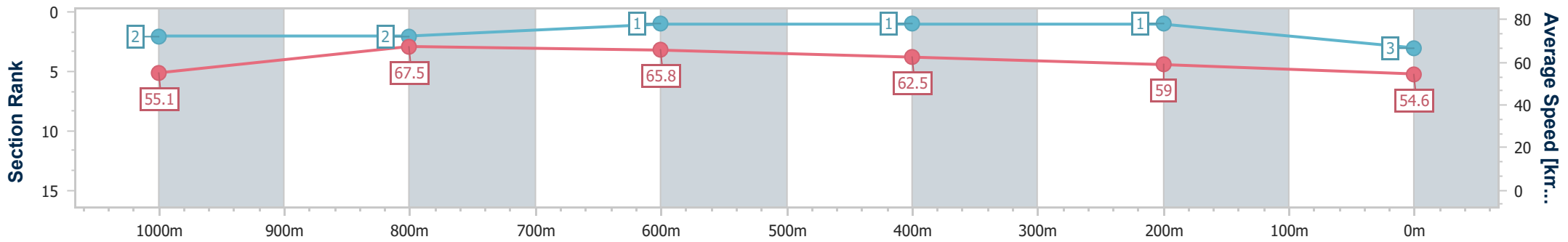
Mackay QLD Professional  
Race 2: SKY RACING Maiden Handicap - 1200m



19 March 2024 - 13:46

Track Rating: Good 4, Weather: Overcast, Rail Position: True

Section	Overall	1000m	800m	600m	400m	200m
Section Times	1:11.63 [3] (0:13.15)	0:58.48 [2] (0:10.66)	0:47.82 [2] (0:10.87)	0:36.95 [1] (0:11.54)	0:25.41 [1] (0:12.21)	0:13.20 [1] (0:13.20)
Average Speed [km/h]	55.1	67.5	65.8	62.5	59.0	54.6
Top Speed [km/h]	70.3	70.4	67.3	64.1	61.6	57.1
Avg. Dist. to Rail [m]	5.6	0.9	1.6	1.0	1.4	2.1
Avg. Stride Freq. [Hz]	2.5	2.5	2.4	2.4	2.4	2.3
Avg. Stride Length [m]	6.8	7.4	7.4	7.2	7.0	6.7



- [ ] Ranking at each section and finish
- .-.- No data available at this section
- NA No data available



Horse/Jockey Name	Prideofthebigfish
Final Rank	4
Fastest Section Time (Section)	0:10.72 (1000m)
Top Speed [km/h] (Section)	68.1 (800m)
Race State	Finished



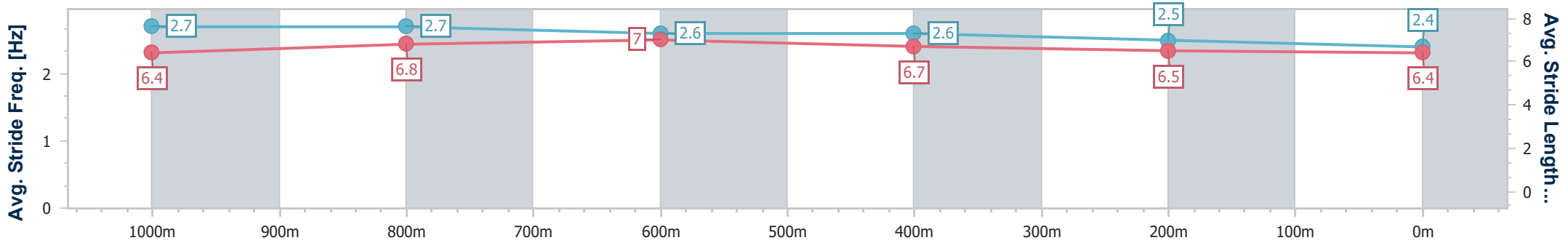
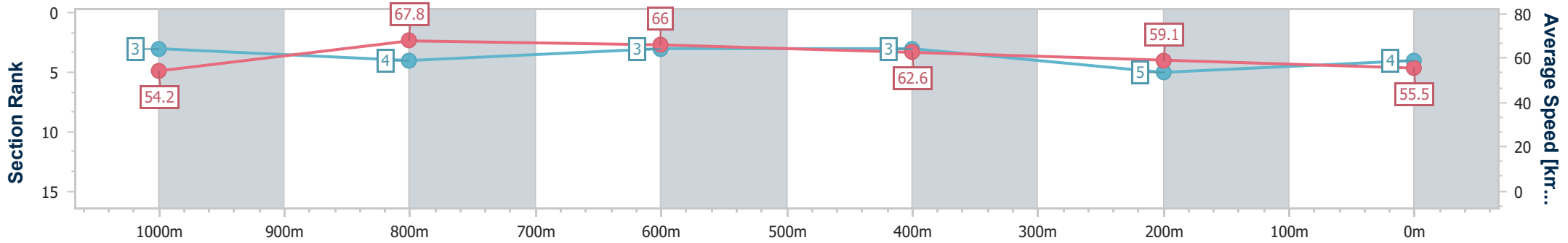
Mackay QLD Professional  
Race 2: SKY RACING Maiden Handicap - 1200m



19 March 2024 - 13:46

Track Rating: Good 4, Weather: Overcast, Rail Position: True

Section	Overall	1000m	800m	600m	400m	200m
Section Times	1:11.75 [4] (0:13.33)	0:58.42 [3] (0:10.72)	0:47.70 [4] (0:10.96)	0:36.74 [3] (0:11.53)	0:25.21 [3] (0:12.24)	0:12.97 [5] (0:12.97)
Average Speed [km/h]	54.2	67.8	66.0	62.6	59.1	55.5
Top Speed [km/h]	67.6	68.0	68.1	64.7	60.4	58.7
Avg. Dist. to Rail [m]	2.8	2.4	2.0	0.4	3.8	4.9
Avg. Stride Freq. [Hz]	2.7	2.7	2.6	2.6	2.5	2.4
Avg. Stride Length [m]	6.4	6.8	7.0	6.7	6.5	6.4



- [ ] Ranking at each section and finish
- .-.- No data available at this section
- NA No data available



Horse/Jockey Name	Kaisa
Final Rank	5
Fastest Section Time (Section)	0:10.91 (1000m)
Top Speed [km/h] (Section)	67.8 (800m)
Race State	Finished



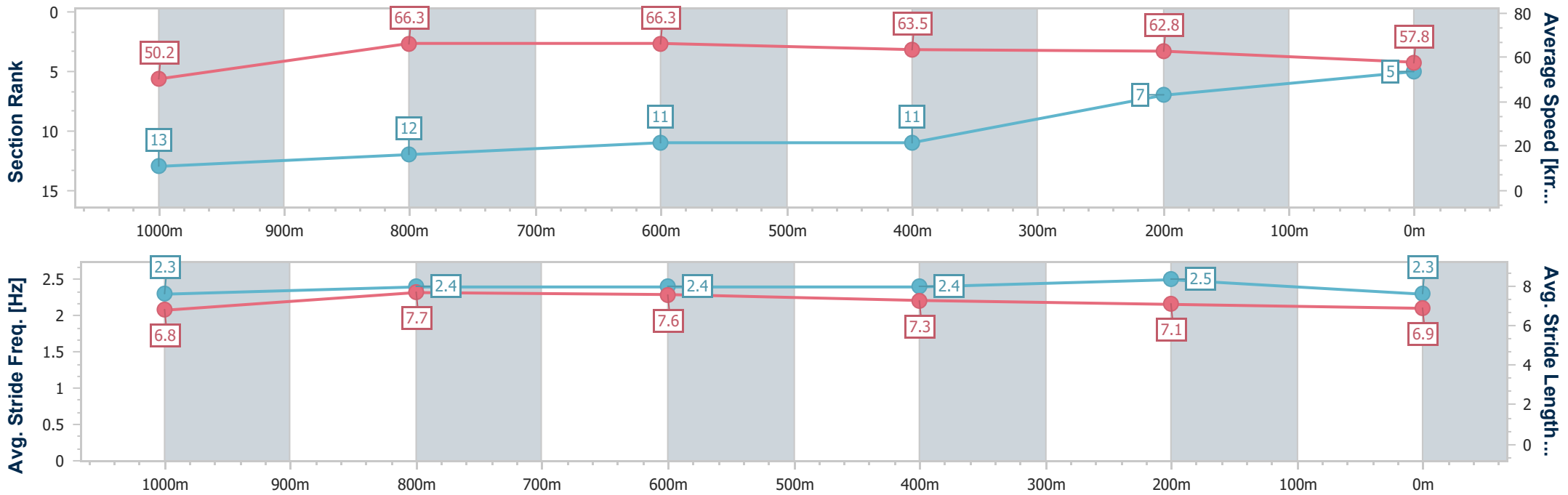
Mackay QLD Professional  
Race 2: SKY RACING Maiden Handicap - 1200m



19 March 2024 - 13:46

Track Rating: Good 4, Weather: Overcast, Rail Position: True

Section	Overall	1000m	800m	600m	400m	200m
Section Times	1:11.96 [5] (0:14.43)	0:57.53 [13] (0:10.91)	0:46.62 [12] (0:10.92)	0:35.70 [11] (0:11.61)	0:24.09 [11] (0:11.61)	0:12.48 [7] (0:12.48)
Average Speed [km/h]	50.2	66.3	66.3	63.5	62.8	57.8
Top Speed [km/h]	66.6	66.7	67.8	64.8	64.3	61.6
Avg. Dist. to Rail [m]	5.4	0.8	1.3	3.7	6.3	6.7
Avg. Stride Freq. [Hz]	2.3	2.4	2.4	2.4	2.5	2.3
Avg. Stride Length [m]	6.8	7.7	7.6	7.3	7.1	6.9



- [ ] Ranking at each section and finish
- .-.- No data available at this section
- NA No data available





Horse/Jockey Name	Naheightkay
Final Rank	6
Fastest Section Time (Section)	0:10.75 (1000m)
Top Speed [km/h] (Section)	68.1 (1000m)
Race State	Finished



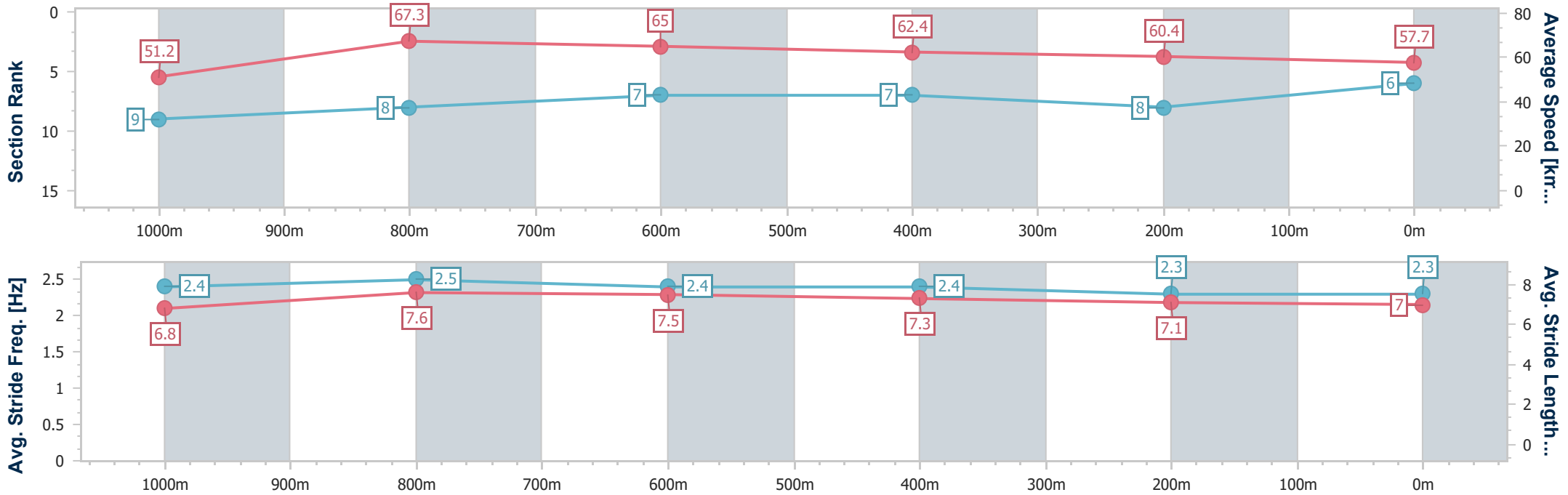
Mackay QLD Professional  
Race 2: SKY RACING Maiden Handicap - 1200m



19 March 2024 - 13:46

Track Rating: Good 4, Weather: Overcast, Rail Position: True

Section	Overall	1000m	800m	600m	400m	200m
Section Times	1:12.02 [6] (0:14.09)	0:57.93 [9] (0:10.75)	0:47.18 [8] (0:11.07)	0:36.11 [7] (0:11.66)	0:24.45 [7] (0:11.96)	0:12.49 [8]
Average Speed [km/h]	51.2	67.3	65.0	62.4	60.4	57.7
Top Speed [km/h]	68.0	68.1	65.9	64.3	60.9	59.7
Avg. Dist. to Rail [m]	3.0	0.6	0.5	1.3	2.5	3.3
Avg. Stride Freq. [Hz]	2.4	2.5	2.4	2.4	2.3	2.3
Avg. Stride Length [m]	6.8	7.6	7.5	7.3	7.1	7.0



- [ ] Ranking at each section and finish
- .-.- No data available at this section
- NA No data available



Horse/Jockey Name	Gogglebox
Final Rank	7
Fastest Section Time (Section)	0:11.01 (1000m)
Top Speed [km/h] (Section)	66.8 (1000m)
Race State	Finished



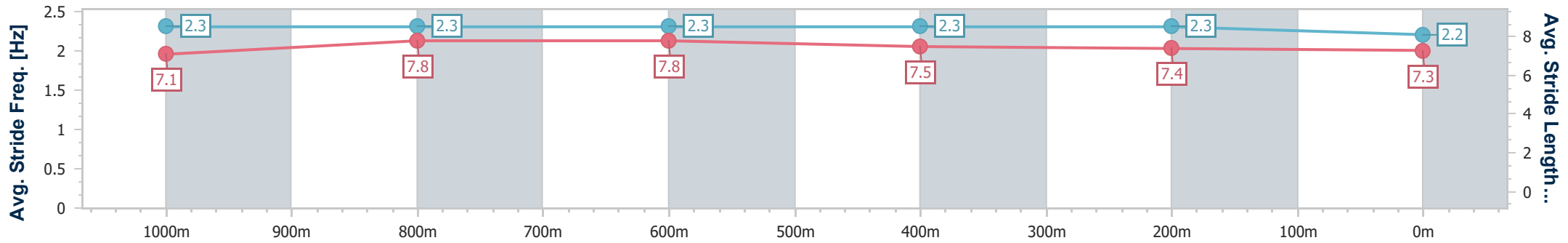
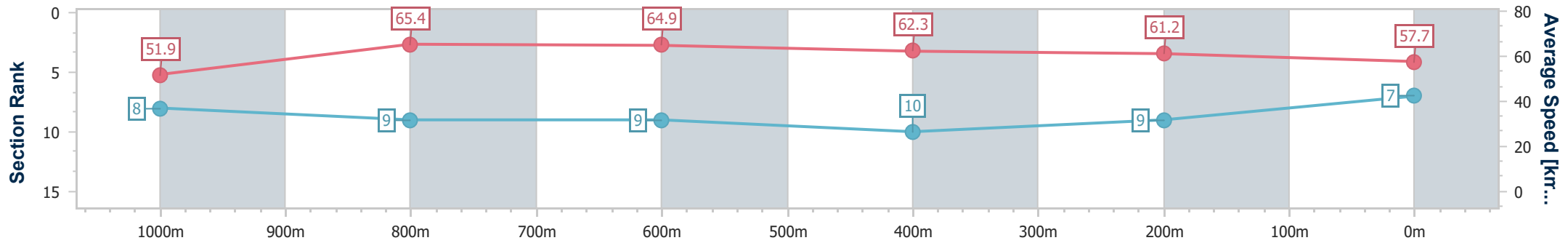
Mackay QLD Professional  
Race 2: SKY RACING Maiden Handicap - 1200m



19 March 2024 - 13:46

Track Rating: Good 4, Weather: Overcast, Rail Position: True

Section	Overall	1000m	800m	600m	400m	200m
Section Times	1:12.09 [7] (0:13.92)	0:58.17 [8] (0:11.01)	0:47.16 [9] (0:11.14)	0:36.02 [9] (0:11.71)	0:24.31 [10] (0:11.82)	0:12.49 [9] (0:12.49)
Average Speed [km/h]	51.9	65.4	64.9	62.3	61.2	57.7
Top Speed [km/h]	64.4	66.8	65.7	62.8	62.8	61.4
Avg. Dist. to Rail [m]	2.5	0.4	0.6	1.4	4.5	5.4
Avg. Stride Freq. [Hz]	2.3	2.3	2.3	2.3	2.3	2.2
Avg. Stride Length [m]	7.1	7.8	7.8	7.5	7.4	7.3



- [ ] Ranking at each section and finish
- .-.- No data available at this section
- NA No data available



Horse/Jockey Name	Tsunami Force
Final Rank	8
Fastest Section Time (Section)	0:10.66 (1000m)
Top Speed [km/h] (Section)	68.8 (1000m)
Race State	Finished



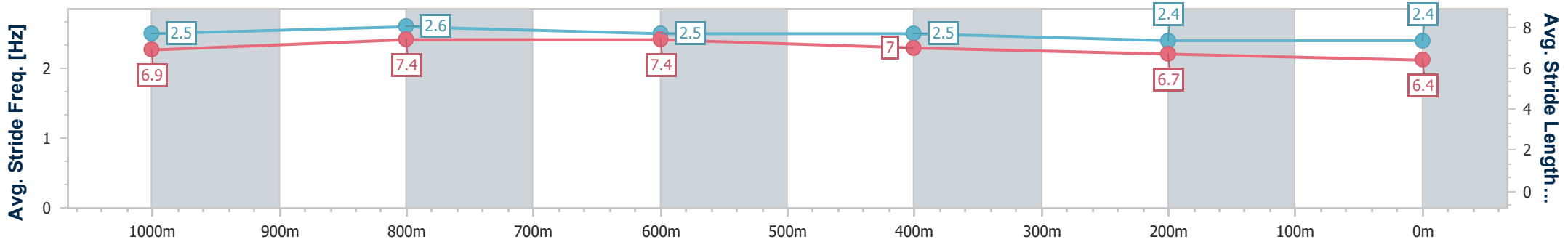
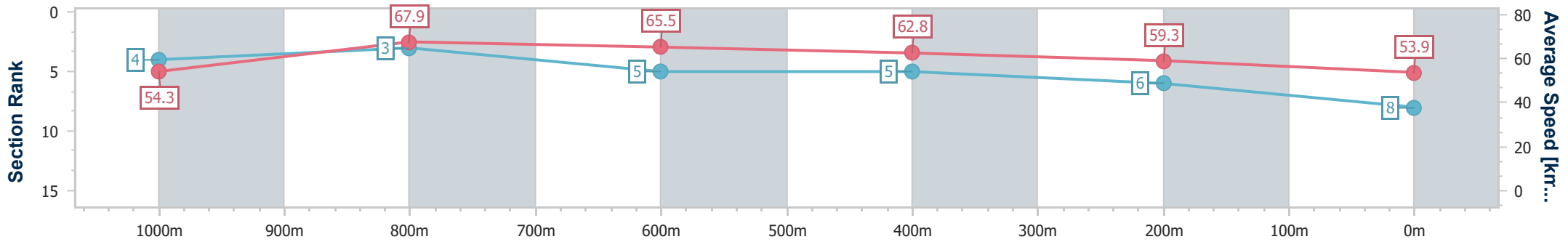
Mackay QLD Professional  
Race 2: SKY RACING Maiden Handicap - 1200m



19 March 2024 - 13:46

Track Rating: Good 4, Weather: Overcast, Rail Position: True

Section	Overall	1000m	800m	600m	400m	200m
Section Times	1:12.34 [8] (0:13.33)	0:59.01 [4] (0:10.66)	0:48.35 [3] (0:11.10)	0:37.25 [5] (0:11.69)	0:25.56 [5] (0:12.23)	0:13.33 [6] (0:13.33)
Average Speed [km/h]	54.3	67.9	65.5	62.8	59.3	53.9
Top Speed [km/h]	68.0	68.8	67.7	63.4	61.3	56.7
Avg. Dist. to Rail [m]	3.3	2.2	3.1	2.4	4.7	6.5
Avg. Stride Freq. [Hz]	2.5	2.6	2.5	2.5	2.4	2.4
Avg. Stride Length [m]	6.9	7.4	7.4	7.0	6.7	6.4



- [ ] Ranking at each section and finish
- .-.- No data available at this section
- NA No data available



Horse/Jockey Name	Fresh Start
Final Rank	9
Fastest Section Time (Section)	0:10.91 (1000m)
Top Speed [km/h] (Section)	67.2 (1000m)
Race State	Finished



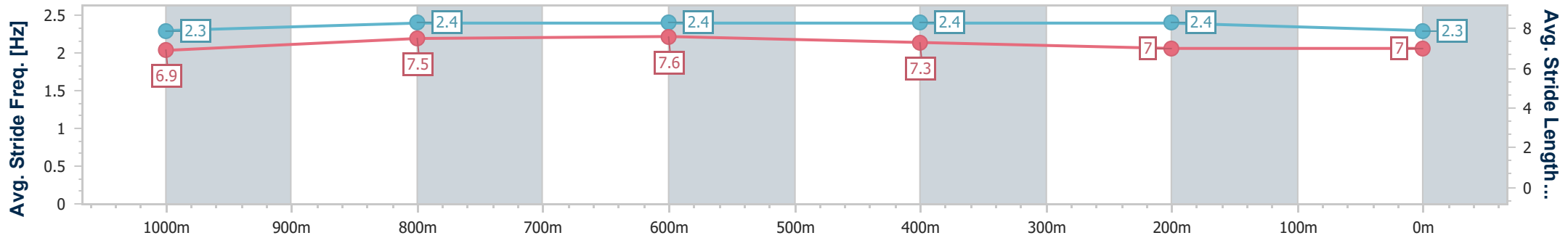
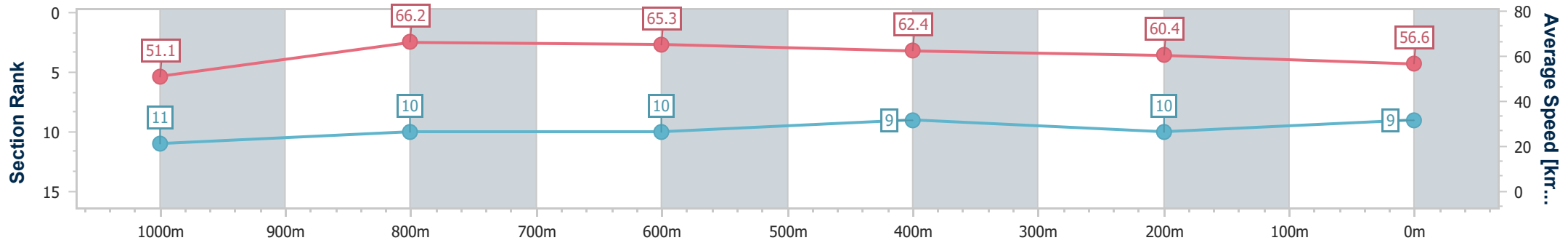
Mackay QLD Professional  
Race 2: SKY RACING Maiden Handicap - 1200m

19 March 2024 - 13:46

Track Rating: Good 4, Weather: Overcast, Rail Position: True



Section	Overall	1000m	800m	600m	400m	200m
Section Times	1:12.35 [9] (0:14.21)	0:58.14 [11] (0:10.91)	0:47.23 [10] (0:11.01)	0:36.22 [10] (0:11.58)	0:24.64 [9] (0:11.93)	0:12.71 [10]
Average Speed [km/h]	51.1	66.2	65.3	62.4	60.4	56.6
Top Speed [km/h]	64.8	67.2	66.6	63.9	61.4	59.5
Avg. Dist. to Rail [m]	4.4	1.1	0.3	0.6	3.1	4.3
Avg. Stride Freq. [Hz]	2.3	2.4	2.4	2.4	2.4	2.3
Avg. Stride Length [m]	6.9	7.5	7.6	7.3	7.0	7.0



- [ ] Ranking at each section and finish
- .-.- No data available at this section
- NA No data available



Horse/Jockey Name	Smokin' Rubi
Final Rank	10
Fastest Section Time (Section)	0:11.00 (1000m)
Top Speed [km/h] (Section)	67.9 (1000m)
Race State	Finished



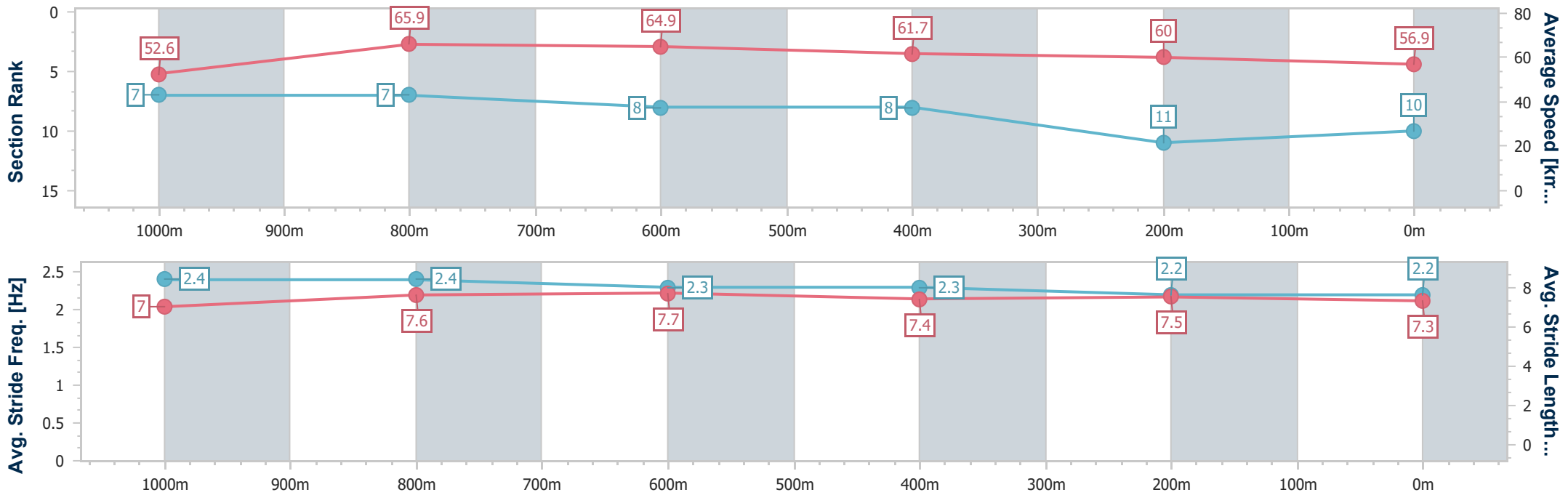
Mackay QLD Professional  
Race 2: SKY RACING Maiden Handicap - 1200m



19 March 2024 - 13:46

Track Rating: Good 4, Weather: Overcast, Rail Position: True

Section	Overall	1000m	800m	600m	400m	200m
Section Times	1:12.44 [10] (0:13.79)	0:58.65 [7] (0:11.00)	0:47.65 [7] (0:11.13)	0:36.52 [8] (0:11.78)	0:24.74 [8] (0:12.07)	0:12.67 [11] (0:12.67)
Average Speed [km/h]	52.6	65.9	64.9	61.7	60.0	56.9
Top Speed [km/h]	65.7	67.9	67.1	63.0	61.2	59.1
Avg. Dist. to Rail [m]	4.9	2.0	1.0	1.5	4.0	6.9
Avg. Stride Freq. [Hz]	2.4	2.4	2.3	2.3	2.2	2.2
Avg. Stride Length [m]	7.0	7.6	7.7	7.4	7.5	7.3



- [ ] Ranking at each section and finish
- .-.- No data available at this section
- NA No data available



Horse/Jockey Name	My Little Viking
Final Rank	11
Fastest Section Time (Section)	0:11.10 (1000m)
Top Speed [km/h] (Section)	66.3 (1000m)
Race State	Finished



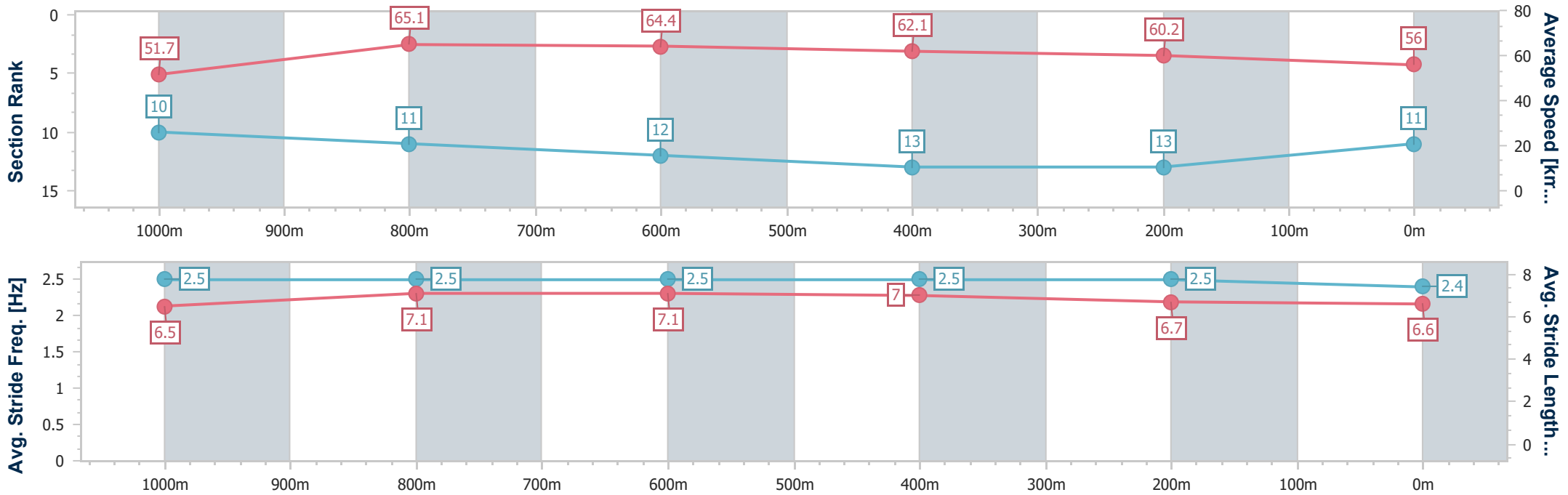
Mackay QLD Professional  
Race 2: SKY RACING Maiden Handicap - 1200m



19 March 2024 - 13:46

Track Rating: Good 4, Weather: Overcast, Rail Position: True

Section	Overall	1000m	800m	600m	400m	200m
Section Times	1:13.16 [11] (0:14.10)	0:59.06 [10] (0:11.10)	0:47.96 [11] (0:11.26)	0:36.70 [12] (0:11.74)	0:24.96 [13] (0:12.10)	0:12.86 [13] (0:12.86)
Average Speed [km/h]	51.7	65.1	64.4	62.1	60.2	56.0
Top Speed [km/h]	64.5	66.3	65.2	63.0	61.0	59.4
Avg. Dist. to Rail [m]	5.9	1.7	2.0	1.8	5.9	5.3
Avg. Stride Freq. [Hz]	2.5	2.5	2.5	2.5	2.5	2.4
Avg. Stride Length [m]	6.5	7.1	7.1	7.0	6.7	6.6



- [ ] Ranking at each section and finish
- .-.- No data available at this section
- NA No data available



Horse/Jockey Name	Fairybower Flyer
Final Rank	12
Fastest Section Time (Section)	0:11.07 (1000m)
Top Speed [km/h] (Section)	66.7 (1000m)
Race State	Finished



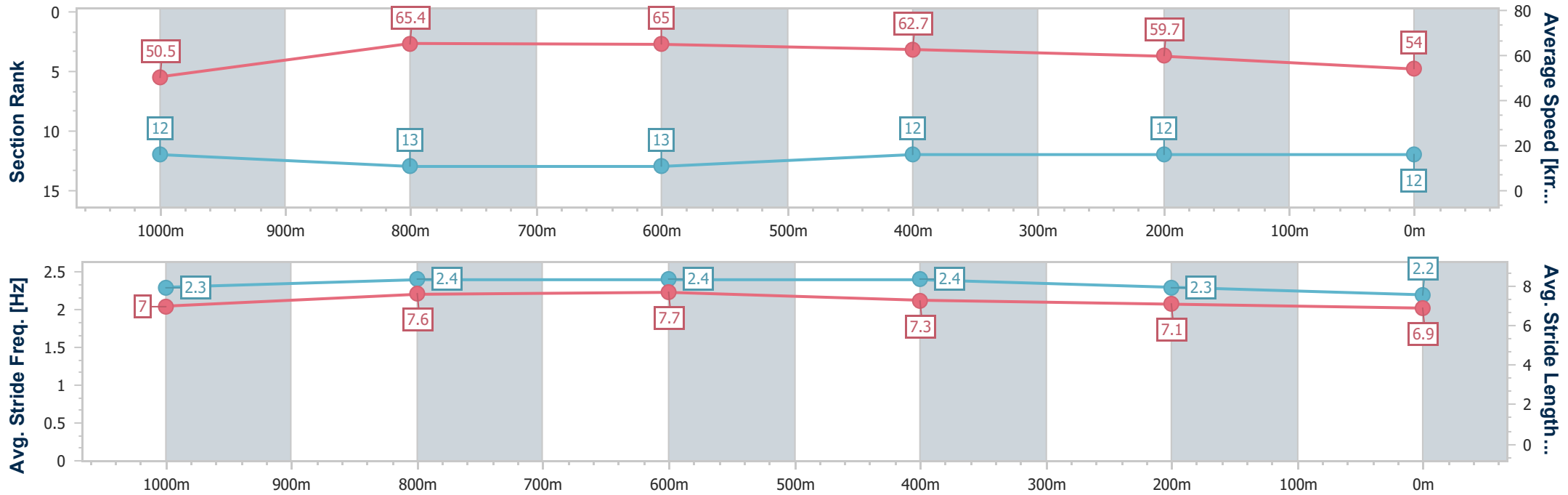
Mackay QLD Professional  
Race 2: SKY RACING Maiden Handicap - 1200m



19 March 2024 - 13:46

Track Rating: Good 4, Weather: Overcast, Rail Position: True

Section	Overall	1000m	800m	600m	400m	200m
Section Times	1:13.36 [12] (0:14.39)	0:58.97 [12] (0:11.07)	0:47.90 [13] (0:11.08)	0:36.82 [13] (0:11.47)	0:25.35 [12] (0:12.04)	0:13.31 [12] (0:13.31)
Average Speed [km/h]	50.5	65.4	65.0	62.7	59.7	54.0
Top Speed [km/h]	64.9	66.7	66.4	66.1	62.0	58.2
Avg. Dist. to Rail [m]	5.4	1.9	0.9	0.5	0.8	1.6
Avg. Stride Freq. [Hz]	2.3	2.4	2.4	2.4	2.3	2.2
Avg. Stride Length [m]	7.0	7.6	7.7	7.3	7.1	6.9



- [ ] Ranking at each section and finish
- .-.- No data available at this section
- NA No data available



Horse/Jockey Name	Andiron
Final Rank	13
Fastest Section Time (Section)	0:10.62 (1000m)
Top Speed [km/h] (Section)	70.1 (Overall)
Race State	Finished



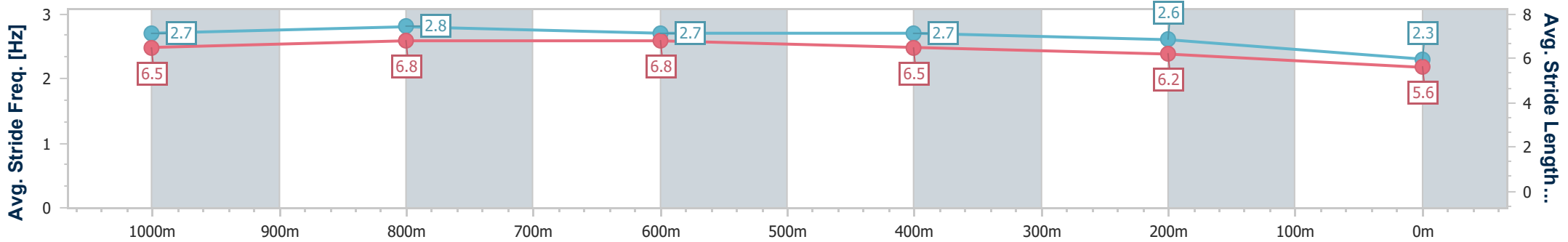
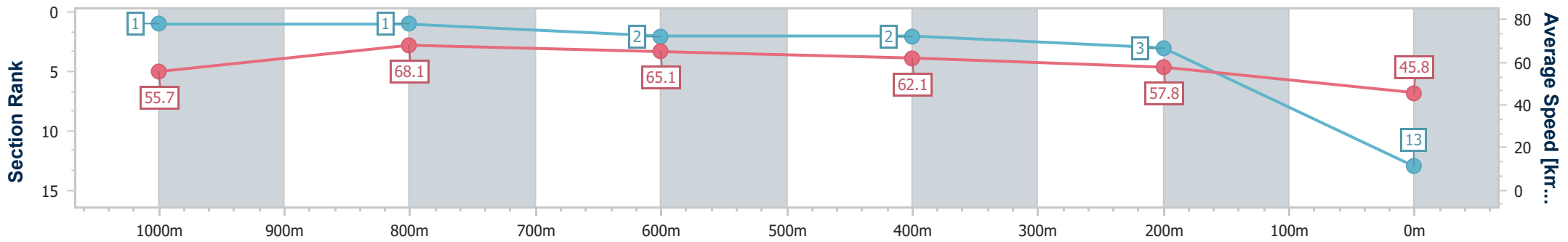
Mackay QLD Professional  
Race 2: SKY RACING Maiden Handicap - 1200m



19 March 2024 - 13:46

Track Rating: Good 4, Weather: Overcast, Rail Position: True

Section	Overall	1000m	800m	600m	400m	200m
Section Times	1:14.38 [13] (0:13.03)	1:01.35 [1] (0:10.62)	0:50.73 [1] (0:11.04)	0:39.69 [2] (0:11.56)	0:28.13 [2] (0:12.43)	0:15.70 [3] (0:15.70)
Average Speed [km/h]	55.7	68.1	65.1	62.1	57.8	45.8
Top Speed [km/h]	70.1	69.9	67.1	63.4	60.7	53.7
Avg. Dist. to Rail [m]	6.1	0.8	0.4	0.5	0.6	1.3
Avg. Stride Freq. [Hz]	2.7	2.8	2.7	2.7	2.6	2.3
Avg. Stride Length [m]	6.5	6.8	6.8	6.5	6.2	5.6



- [ ] Ranking at each section and finish
- .-.- No data available at this section
- NA No data available





# Mackay QLD Professional

## Race 3: LADBROKE IT! QTIS Three-Years-Old Maiden Handicap - 1300m

19 March 2024 - 14:20



MACKAY TURF CLUB  
Ooralea Racecourse

Track Rating: Good 4, Weather: Overcast, Rail Position: True

Section				Overall	1200m	1000m	800m	600m	400m	Last 600m			
Field Times				1:17.58 (0:07.89)	1:09.69 (0:11.48)	0:58.21 (0:11.46)	0:46.75 (0:11.47)	0:35.28 (0:11.49)	0:23.79 (0:11.75)	0:35.28			
Rank	TAB	Horse/Jockey	Barrier	Top Speed [km/h]	Fastest Section							Distance Travelled [m]	
1	1	HANGIN' AROUND Ashley Butler	1	64.0 1200m	0:07.89 Overall	1:17.58 [1] (0:07.89)	1:09.69 [1] (0:11.48)	0:58.21 [1] (0:11.46)	0:46.75 [1] (0:11.47)	0:35.28 [1] (0:11.49)	0:23.79 [1] (0:11.75)	0:35.28	
2	5	EYES ARE LION Georgina Cartwright	5	63.9 400m	0:08.28 Overall	1:17.73 [2] (0:08.28)	1:09.45 [6] (0:11.46)	0:57.99 [5] (0:11.52)	0:46.47 [5] (0:11.47)	0:35.00 [5] (0:11.54)	0:23.46 [4] (0:11.59)	0:35.00	+5
3	8	FLYING MAPLE Les Tilley	8	64.8 800m	0:08.08 Overall	1:17.79 [3] (0:08.08)	1:09.71 [4] (0:11.44)	0:58.27 [3] (0:11.51)	0:46.76 [3] (0:11.37)	0:35.39 [2] (0:11.63)	0:23.76 [3] (0:11.61)	0:35.39	+3
4	9	SNUGGLE BANG YAHOO Adam Sewell	9	64.3 1200m	0:07.90 Overall	1:18.20 [4] (0:07.90)	1:10.30 [2] (0:11.50)	0:58.80 [2] (0:11.50)	0:47.30 [2] (0:11.52)	0:35.78 [3] (0:11.56)	0:24.22 [2] (0:11.72)	0:35.78	+5
5	7	ONLY ONE LOOK Jason Taylor	7	64.2 800m	0:08.36 Overall	1:18.52 [5] (0:08.36)	1:10.16 [7] (0:11.59)	0:58.57 [7] (0:11.46)	0:47.11 [7] (0:11.45)	0:35.66 [7] (0:11.75)	0:23.91 [6] (0:11.69)	0:35.66	+7
6	10	CYBER JAM Nikki Olzard	10	65.0 800m	0:08.41 Overall	1:18.75 [6] (0:08.41)	1:10.34 [8] (0:11.68)	0:58.66 [9] (0:11.46)	0:47.20 [8] (0:11.50)	0:35.70 [9] (0:11.58)	0:24.12 [7] (0:11.86)	0:35.70	+13
7	2	MIDTHUNDER Ryan Wiggins	2	64.0 800m	0:08.20 Overall	1:18.87 [7] (0:08.20)	1:10.67 [5] (0:11.49)	0:59.18 [4] (0:11.48)	0:47.70 [4] (0:11.46)	0:36.24 [4] (0:11.68)	0:24.56 [5] (0:11.94)	0:36.24	+4
8	6	ALL POWERED UP Nathan Thomas	6	64.2 800m	0:08.03 Overall	1:19.12 [8] (0:08.03)	1:11.09 [3] (0:11.74)	0:59.35 [6] (0:11.58)	0:47.77 [6] (0:11.44)	0:36.33 [6] (0:11.92)	0:24.41 [8] (0:11.91)	0:36.33	+14
9	4	SPOT ON SOPHIA Adrian Layt	4	65.2 1200m	0:08.58 Overall	1:19.12 [9] (0:08.58)	1:10.54 [10] (0:11.42)	0:59.12 [8] (0:11.57)	0:47.55 [9] (0:11.48)	0:36.07 [8] (0:11.73)	0:24.34 [9] (0:11.97)	0:36.07	+4
10	11	WILD AFFAIR Scott Sheargold	11	64.9 800m	0:08.46 Overall	1:19.42 [10] (0:08.46)	1:10.96 [9] (0:11.65)	0:59.31 [10] (0:11.60)	0:47.71 [10] (0:11.48)	0:36.23 [10] (0:11.73)	0:24.50 [10] (0:11.95)	0:36.23	+6

Scratched: Naheightkay (#3)

[ ] Ranking at each section and finish  
 -:-:- No data available at this section  
 NA No data available

SCN Saddle cloth number  
 DNF Did not finish  
 DNT Did not track



# Mackay QLD Professional

## Race 3: LADBROKE IT! QTIS Three-Years-Old Maiden Handicap - 1300m

19 March 2024 - 14:20



MACKAY TURF CLUB  
Ooralea Racecourse

Track Rating: Good 4, Weather: Overcast, Rail Position: True

Section				200m				Last 600m	
Field Times				0:12.04 (0:12.04)				0:35.28	
Rank	TAB	Horse/Jockey	Barrier	Top Speed [km/h]	Fastest Section	Margin			Distance Travelled [m]
1	1	<b>HANGIN' AROUND</b> Ashley Butler	1	64.0 1200m	0:07.89 Overall	0:12.04 [1] (0:12.04)	1:17.58		0:35.28
2	5	<b>EYES ARE LION</b> Georgina Cartwright	5	63.9 400m	0:08.28 Overall	0:11.87 [4] (0:11.87)	0.15L		0:35.00 +5
3	8	<b>FLYING MAPLE</b> Les Tilley	8	64.8 800m	0:08.08 Overall	0:12.15 [2] (0:12.15)	0.06L		0:35.39 +3
4	9	<b>SNUGGLE BANG YAHOO</b> Adam Sewell	9	64.3 1200m	0:07.90 Overall	0:12.50 [3] (0:12.50)	0.41L		0:35.78 +5
5	7	<b>ONLY ONE LOOK</b> Jason Taylor	7	64.2 800m	0:08.36 Overall	0:12.22 [6] (0:12.22)	0.32L		0:35.66 +7
6	10	<b>CYBER JAM</b> Nikki Olzard	10	65.0 800m	0:08.41 Overall	0:12.26 [7] (0:12.26)	0.23L		0:35.70 +13
7	2	<b>MIDTHUNDER</b> Ryan Wiggins	2	64.0 800m	0:08.20 Overall	0:12.62 [5] (0:12.62)	0.12L		0:36.24 +4
8	6	<b>ALL POWERED UP</b> Nathan Thomas	6	64.2 800m	0:08.03 Overall	0:12.50 [8] (0:12.50)	0.25L		0:36.33 +14
9	4	<b>SPOT ON SOPHIA</b> Adrian Layt	4	65.2 1200m	0:08.58 Overall	0:12.37 [9] (0:12.37)	0L		0:36.07 +4
10	11	<b>WILD AFFAIR</b> Scott Sheargold	11	64.9 800m	0:08.46 Overall	0:12.55 [10] (0:12.55)	0.3L		0:36.23 +6

Scratched: Naheightkay (#3)

[ ] Ranking at each section and finish  
 -:-:- No data available at this section  
 NA No data available

SCN Saddle cloth number  
 DNF Did not finish  
 DNT Did not track



Horse/Jockey Name	Hangin' Around
Final Rank	1
Fastest Section Time (Section)	0:07.89 (Overall)
Top Speed [km/h] (Section)	64.0 (1200m)
Race State	Finished

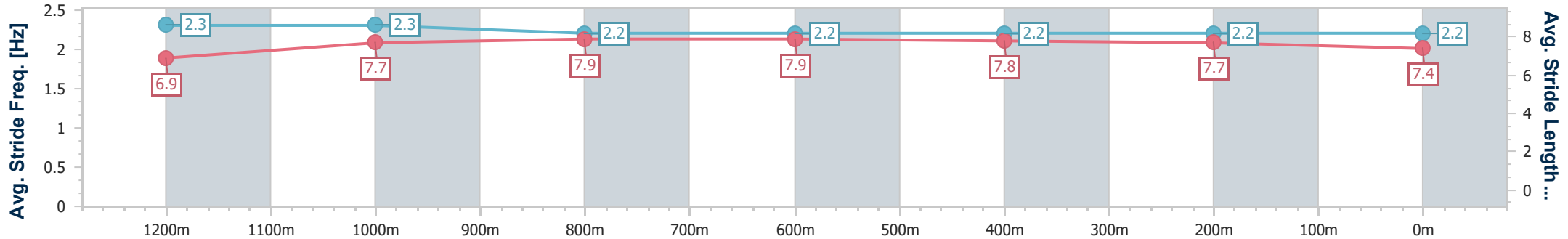
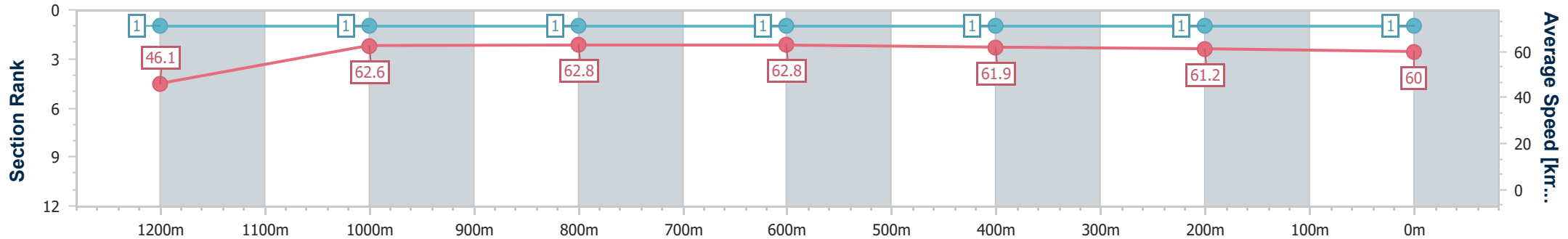


Mackay QLD Professional  
 Race 3: LADBROKE IT! QTIS Three-Years-Old Maiden  
 Handicap - 1300m  
 19 March 2024 - 14:20



Track Rating: Good 4, Weather: Overcast, Rail Position: True

Section	Overall	1200m	1000m	800m	600m	400m	200m
Section Times	1:17.58 [1] (0:07.89)	1:09.69 [1] (0:11.48)	0:58.21 [1] (0:11.46)	0:46.75 [1] (0:11.47)	0:35.28 [1] (0:11.49)	0:23.79 [1] (0:11.75)	0:12.04 [1] (0:12.04)
Average Speed [km/h]	46.1	62.6	62.8	62.8	61.9	61.2	60.0
Top Speed [km/h]	62.4	64.0	63.9	63.7	62.5	62.2	61.9
Avg. Dist. to Rail [m]	7.4	1.1	0.4	0.6	1.4	0.9	2.6
Avg. Stride Freq. [Hz]	2.3	2.3	2.2	2.2	2.2	2.2	2.2
Avg. Stride Length [m]	6.9	7.7	7.9	7.9	7.8	7.7	7.4



- [ ] Ranking at each section and finish
- .-.-.- No data available at this section
- NA No data available



Horse/Jockey Name	Eyes Are Lion
Final Rank	2
Fastest Section Time (Section)	0:08.28 (Overall)
Top Speed [km/h] (Section)	63.9 (400m)
Race State	Finished

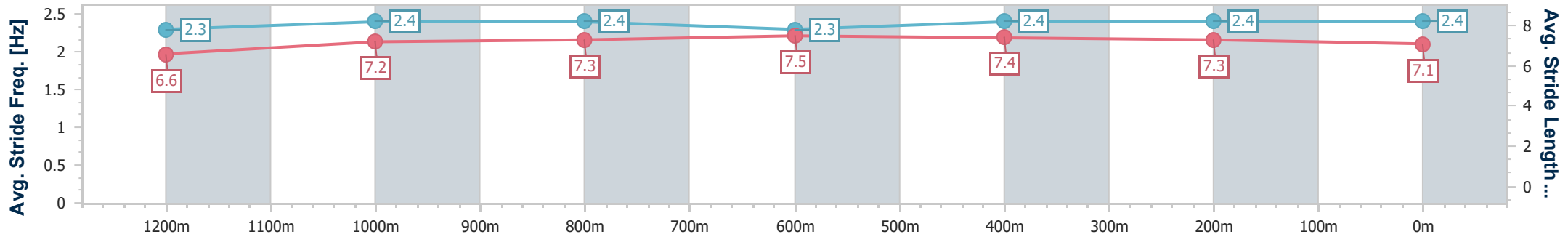
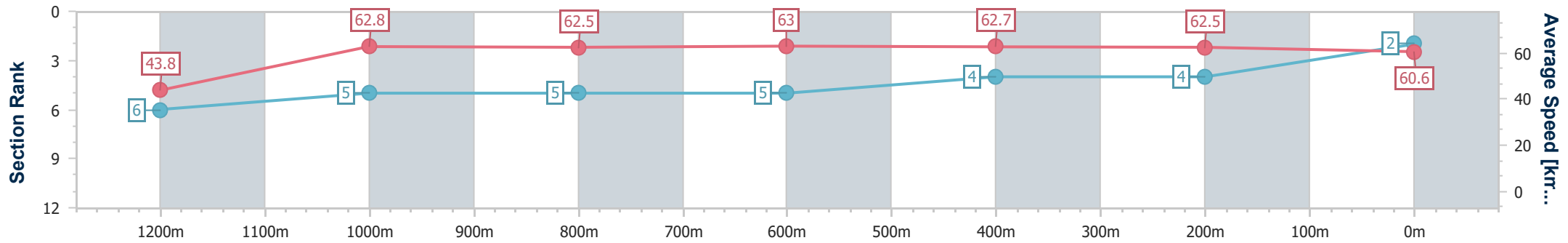


Mackay QLD Professional  
 Race 3: LADBROKE IT! QTIS Three-Years-Old Maiden  
 Handicap - 1300m  
 19 March 2024 - 14:20



Track Rating: Good 4, Weather: Overcast, Rail Position: True

Section	Overall	1200m	1000m	800m	600m	400m	200m
Section Times	1:17.73 [2] (0:08.28)	1:09.45 [6] (0:11.46)	0:57.99 [5] (0:11.52)	0:46.47 [5] (0:11.47)	0:35.00 [5] (0:11.54)	0:23.46 [4] (0:11.59)	0:11.87 [4] (0:11.87)
Average Speed [km/h]	43.8	62.8	62.5	63.0	62.7	62.5	60.6
Top Speed [km/h]	61.1	63.6	63.8	63.8	63.9	63.9	63.2
Avg. Dist. to Rail [m]	5.0	1.1	0.8	1.0	0.6	3.8	5.9
Avg. Stride Freq. [Hz]	2.3	2.4	2.4	2.3	2.4	2.4	2.4
Avg. Stride Length [m]	6.6	7.2	7.3	7.5	7.4	7.3	7.1



- [ ] Ranking at each section and finish
- .-.- No data available at this section
- NA No data available



Horse/Jockey Name	Flying Maple
Final Rank	3
Fastest Section Time (Section)	0:08.08 (Overall)
Top Speed [km/h] (Section)	64.8 (800m)
Race State	Finished

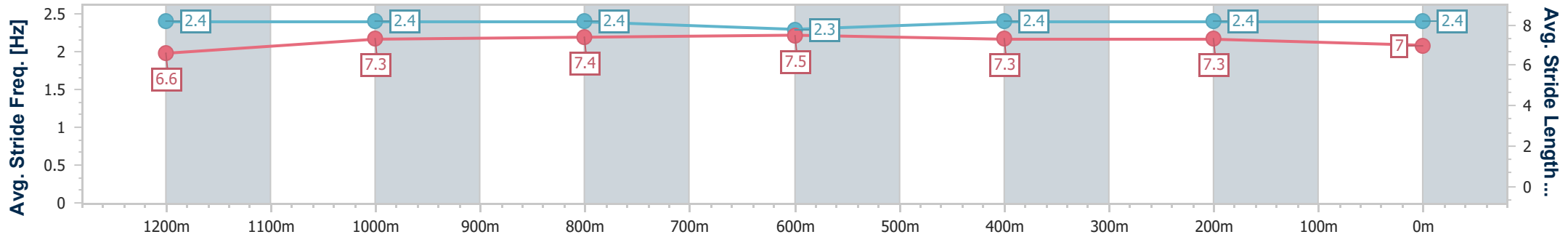
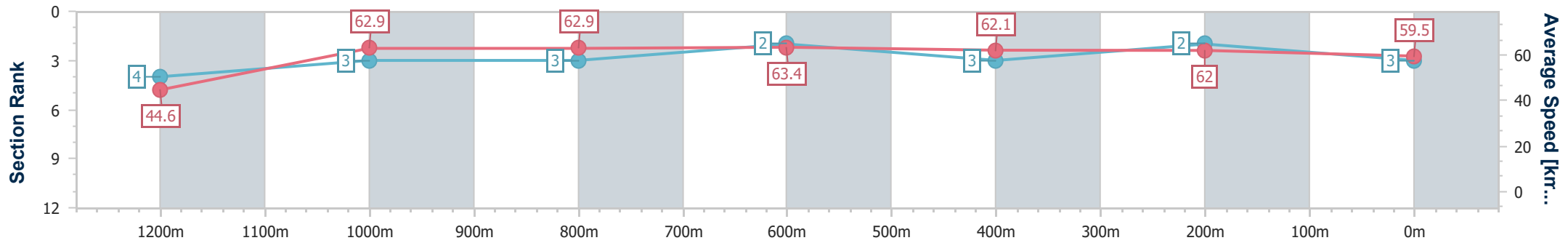


Mackay QLD Professional  
 Race 3: LADBROKE IT! QTIS Three-Years-Old Maiden  
 Handicap - 1300m  
 19 March 2024 - 14:20



Track Rating: Good 4, Weather: Overcast, Rail Position: True

Section	Overall	1200m	1000m	800m	600m	400m	200m
Section Times	1:17.79 [3] (0:08.08)	1:09.71 [4] (0:11.44)	0:58.27 [3] (0:11.51)	0:46.76 [3] (0:11.37)	0:35.39 [2] (0:11.63)	0:23.76 [3] (0:11.61)	0:12.15 [2] (0:12.15)
Average Speed [km/h]	44.6	62.9	62.9	63.4	62.1	62.0	59.5
Top Speed [km/h]	60.5	64.6	64.5	64.8	63.7	64.2	62.7
Avg. Dist. to Rail [m]	5.6	0.6	1.2	0.8	0.3	2.4	4.7
Avg. Stride Freq. [Hz]	2.4	2.4	2.4	2.3	2.4	2.4	2.4
Avg. Stride Length [m]	6.6	7.3	7.4	7.5	7.3	7.3	7.0



- [ ] Ranking at each section and finish
- .-.- No data available at this section
- NA No data available



Horse/Jockey Name	Snuggle Bang Yahoo
Final Rank	4
Fastest Section Time (Section)	0:07.90 (Overall)
Top Speed [km/h] (Section)	64.3 (1200m)
Race State	Finished

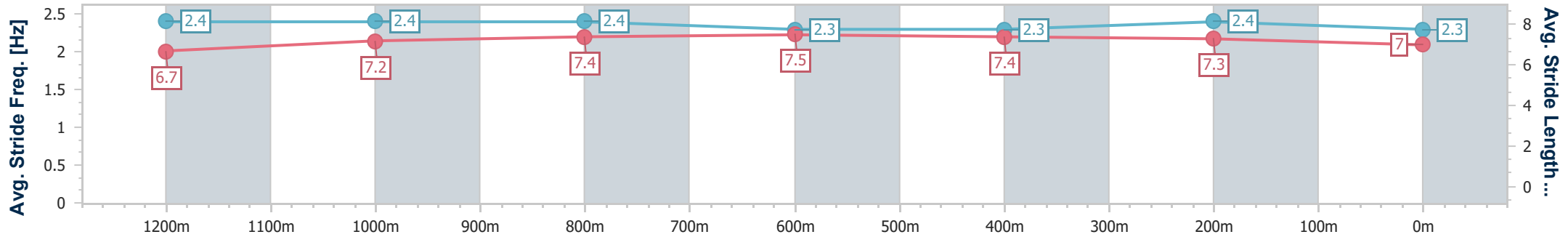
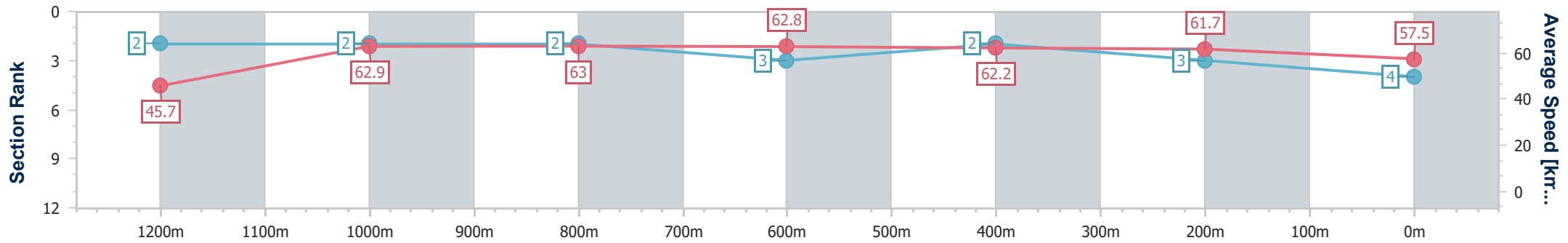


Mackay QLD Professional  
 Race 3: LADBROKE IT! QTIS Three-Years-Old Maiden  
 Handicap - 1300m  
 19 March 2024 - 14:20



Track Rating: Good 4, Weather: Overcast, Rail Position: True

Section	Overall	1200m	1000m	800m	600m	400m	200m
Section Times	1:18.20 [4] (0:07.90)	1:10.30 [2] (0:11.50)	0:58.80 [2] (0:11.50)	0:47.30 [2] (0:11.52)	0:35.78 [3] (0:11.56)	0:24.22 [2] (0:11.72)	0:12.50 [3] (0:12.50)
Average Speed [km/h]	45.7	62.9	63.0	62.8	62.2	61.7	57.5
Top Speed [km/h]	60.8	64.3	63.9	63.7	63.2	62.4	60.6
Avg. Dist. to Rail [m]	8.5	2.8	2.2	2.0	0.2	1.6	3.3
Avg. Stride Freq. [Hz]	2.4	2.4	2.4	2.3	2.3	2.4	2.3
Avg. Stride Length [m]	6.7	7.2	7.4	7.5	7.4	7.3	7.0



- [ ] Ranking at each section and finish
- .-.- No data available at this section
- NA No data available



Horse/Jockey Name	Only One Look
Final Rank	5
Fastest Section Time (Section)	0:08.36 (Overall)
Top Speed [km/h] (Section)	64.2 (800m)
Race State	Finished

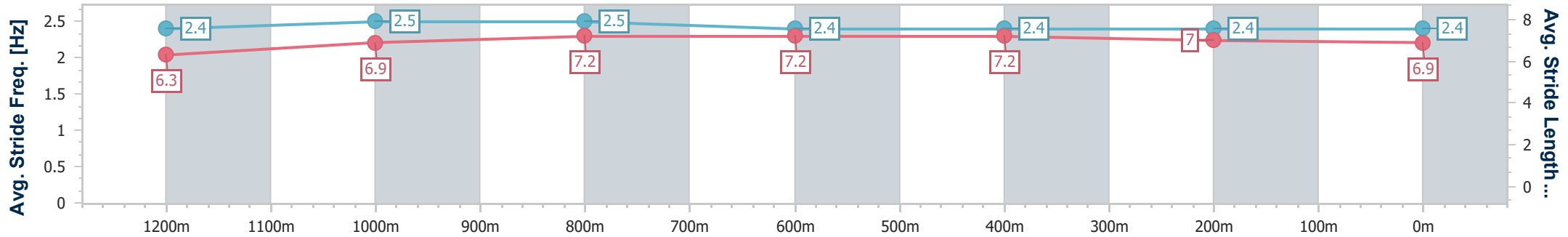
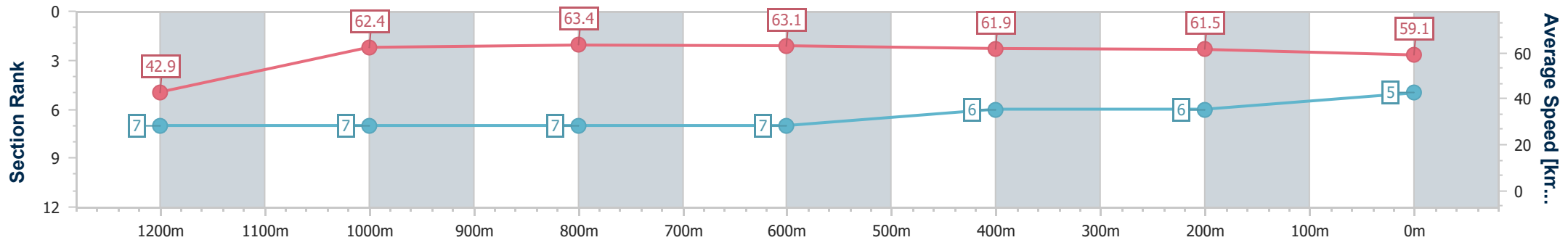


Mackay QLD Professional  
 Race 3: LADBROKE IT! QTIS Three-Years-Old Maiden  
 Handicap - 1300m  
 19 March 2024 - 14:20



Track Rating: Good 4, Weather: Overcast, Rail Position: True

Section	Overall	1200m	1000m	800m	600m	400m	200m
Section Times	1:18.52 [5] (0:08.36)	1:10.16 [7] (0:11.59)	0:58.57 [7] (0:11.46)	0:47.11 [7] (0:11.45)	0:35.66 [7] (0:11.75)	0:23.91 [6] (0:11.69)	0:12.22 [6] (0:12.22)
Average Speed [km/h]	42.9	62.4	63.4	63.1	61.9	61.5	59.1
Top Speed [km/h]	59.0	63.6	63.9	64.2	63.2	62.7	61.6
Avg. Dist. to Rail [m]	6.4	3.0	1.9	2.1	1.0	2.4	3.9
Avg. Stride Freq. [Hz]	2.4	2.5	2.5	2.4	2.4	2.4	2.4
Avg. Stride Length [m]	6.3	6.9	7.2	7.2	7.2	7.0	6.9



- [ ] Ranking at each section and finish
- .-.- No data available at this section
- NA No data available



Horse/Jockey Name	Cyber Jam
Final Rank	6
Fastest Section Time (Section)	0:08.41 (Overall)
Top Speed [km/h] (Section)	65.0 (800m)
Race State	Finished

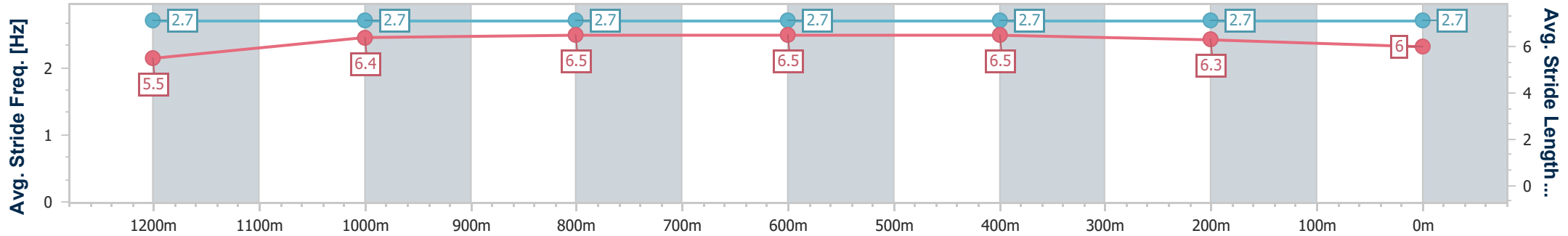
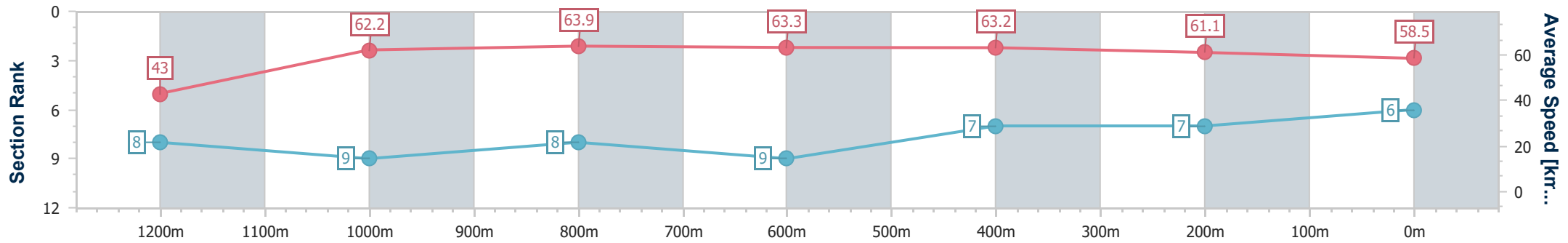


Mackay QLD Professional  
 Race 3: LADBROKE IT! QTIS Three-Years-Old Maiden  
 Handicap - 1300m  
 19 March 2024 - 14:20



Track Rating: Good 4, Weather: Overcast, Rail Position: True

Section	Overall	1200m	1000m	800m	600m	400m	200m
Section Times	1:18.75 [6] (0:08.41)	1:10.34 [8] (0:11.68)	0:58.66 [9] (0:11.46)	0:47.20 [8] (0:11.50)	0:35.70 [9] (0:11.58)	0:24.12 [7] (0:11.86)	0:12.26 [7] (0:12.26)
Average Speed [km/h]	43.0	62.2	63.9	63.3	63.2	61.1	58.5
Top Speed [km/h]	58.6	63.3	64.9	65.0	64.0	62.1	62.2
Avg. Dist. to Rail [m]	12.3	5.2	5.5	3.7	2.1	4.5	6.7
Avg. Stride Freq. [Hz]	2.7	2.7	2.7	2.7	2.7	2.7	2.7
Avg. Stride Length [m]	5.5	6.4	6.5	6.5	6.5	6.3	6.0



- [ ] Ranking at each section and finish
- .-.- No data available at this section
- NA No data available





Horse/Jockey Name	Midthunder
Final Rank	7
Fastest Section Time (Section)	0:08.20 (Overall)
Top Speed [km/h] (Section)	64.0 (800m)
Race State	Finished

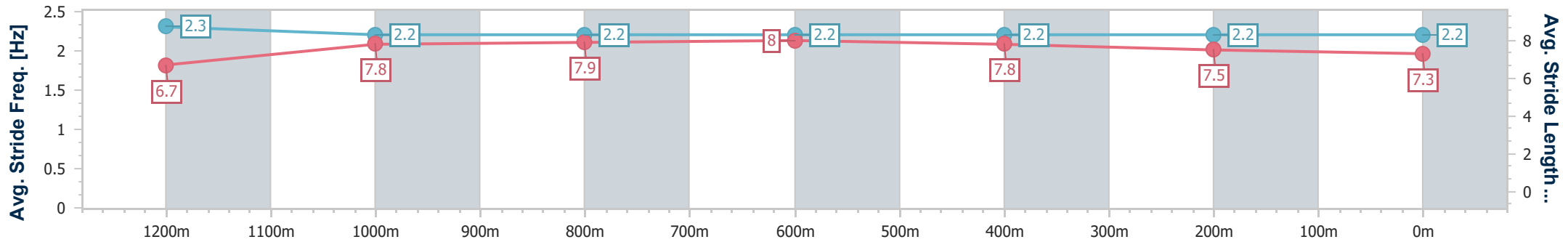
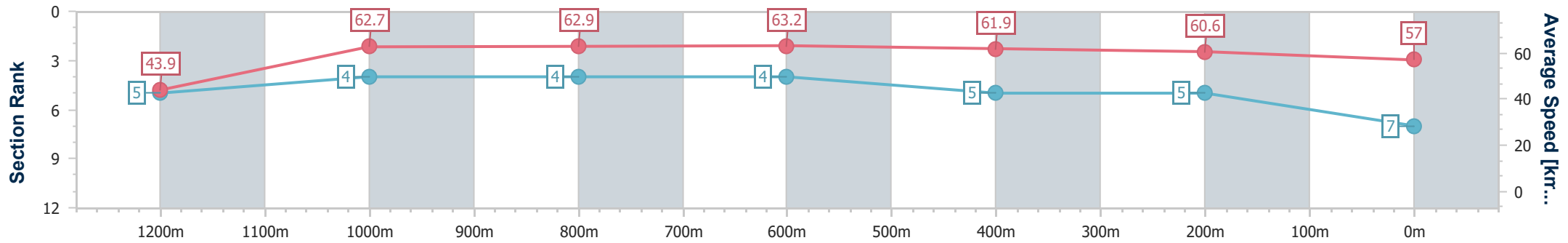


Mackay QLD Professional  
 Race 3: LADBROKE IT! QTIS Three-Years-Old Maiden  
 Handicap - 1300m  
 19 March 2024 - 14:20



Track Rating: Good 4, Weather: Overcast, Rail Position: True

Section	Overall	1200m	1000m	800m	600m	400m	200m
Section Times	1:18.87 [7] (0:08.20)	1:10.67 [5] (0:11.49)	0:59.18 [4] (0:11.48)	0:47.70 [4] (0:11.46)	0:36.24 [4] (0:11.68)	0:24.56 [5] (0:11.94)	0:12.62 [5] (0:12.62)
Average Speed [km/h]	43.9	62.7	62.9	63.2	61.9	60.6	57.0
Top Speed [km/h]	61.1	63.3	63.2	64.0	63.0	61.4	59.8
Avg. Dist. to Rail [m]	6.9	0.9	1.0	1.3	0.6	3.6	5.4
Avg. Stride Freq. [Hz]	2.3	2.2	2.2	2.2	2.2	2.2	2.2
Avg. Stride Length [m]	6.7	7.8	7.9	8.0	7.8	7.5	7.3



- [ ] Ranking at each section and finish
- .-.- No data available at this section
- NA No data available



Horse/Jockey Name	All Powered Up
Final Rank	8
Fastest Section Time (Section)	0:08.03 (Overall)
Top Speed [km/h] (Section)	64.2 (800m)
Race State	Finished

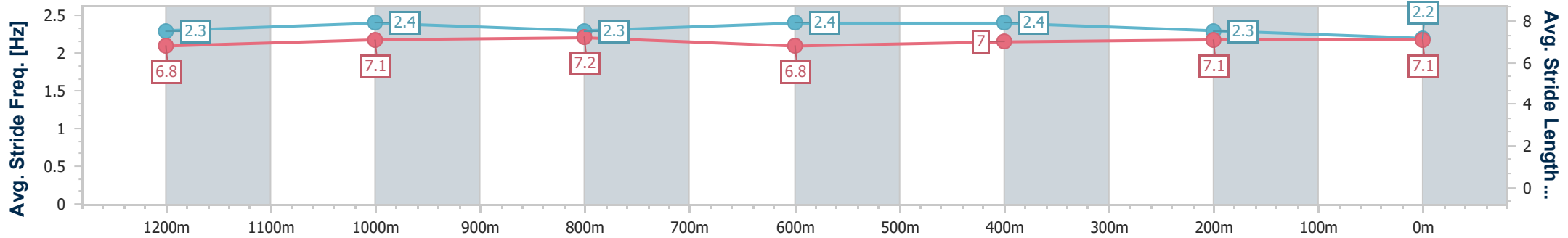
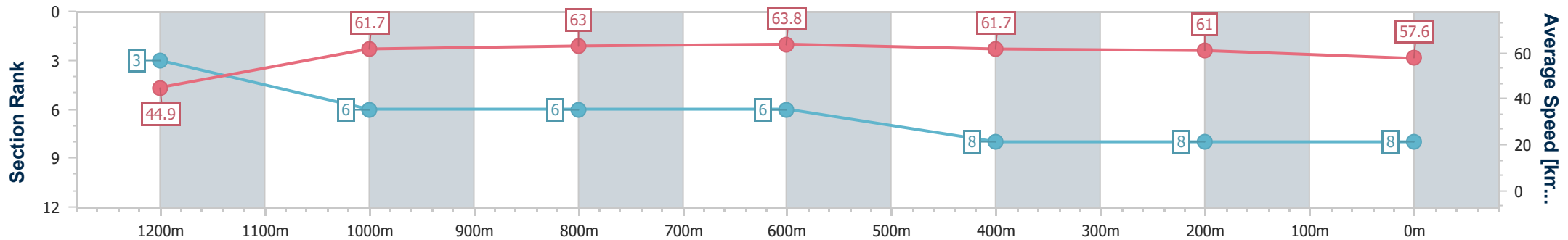


Mackay QLD Professional  
 Race 3: LADBROKE IT! QTIS Three-Years-Old Maiden  
 Handicap - 1300m  
 19 March 2024 - 14:20



Track Rating: Good 4, Weather: Overcast, Rail Position: True

Section	Overall	1200m	1000m	800m	600m	400m	200m
Section Times	1:19.12 [8] (0:08.03)	1:11.09 [3] (0:11.74)	0:59.35 [6] (0:11.58)	0:47.77 [6] (0:11.44)	0:36.33 [6] (0:11.92)	0:24.41 [8] (0:11.91)	0:12.50 [8] (0:12.50)
Average Speed [km/h]	44.9	61.7	63.0	63.8	61.7	61.0	57.6
Top Speed [km/h]	60.4	62.7	64.2	64.2	63.4	61.8	59.9
Avg. Dist. to Rail [m]	10.3	4.5	4.3	4.3	3.0	3.9	4.5
Avg. Stride Freq. [Hz]	2.3	2.4	2.3	2.4	2.4	2.3	2.2
Avg. Stride Length [m]	6.8	7.1	7.2	6.8	7.0	7.1	7.1



- [ ] Ranking at each section and finish
- .-.- No data available at this section
- NA No data available



Horse/Jockey Name	Spot On Sophia
Final Rank	9
Fastest Section Time (Section)	0:08.58 (Overall)
Top Speed [km/h] (Section)	65.2 (1200m)
Race State	Finished

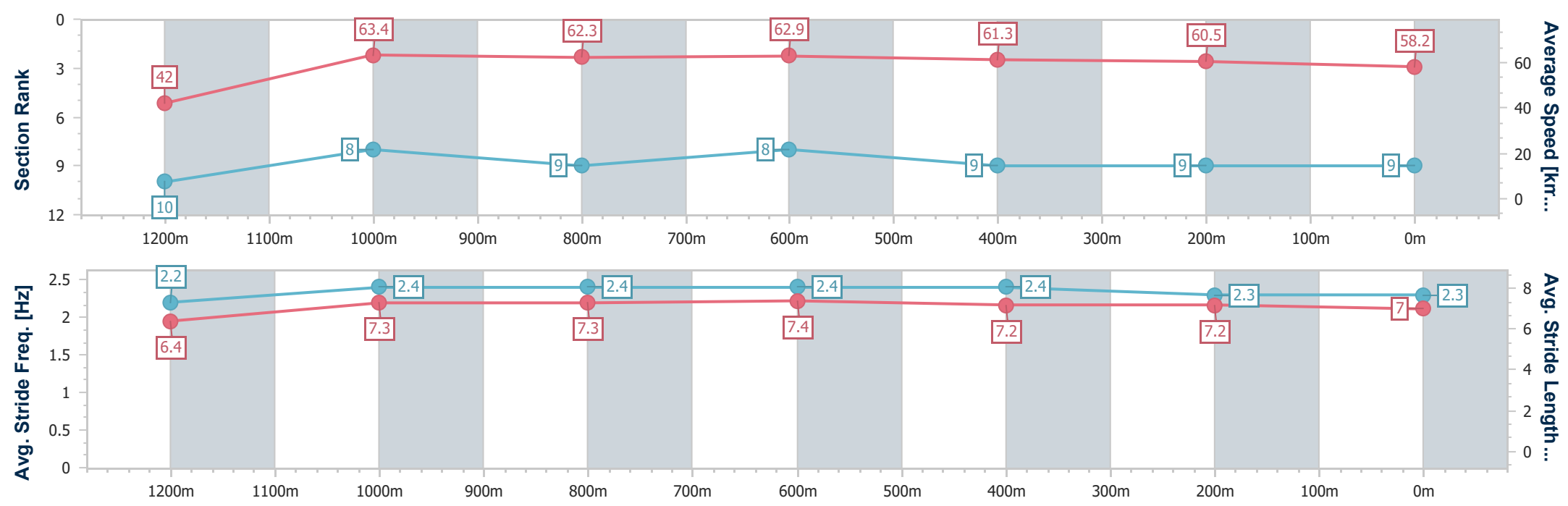


Mackay QLD Professional  
 Race 3: LADBROKE IT! QTIS Three-Years-Old Maiden  
 Handicap - 1300m  
 19 March 2024 - 14:20



Track Rating: Good 4, Weather: Overcast, Rail Position: True

Section	Overall	1200m	1000m	800m	600m	400m	200m
Section Times	1:19.12 [9] (0:08.58)	1:10.54 [10] (0:11.42)	0:59.12 [8] (0:11.57)	0:47.55 [9] (0:11.48)	0:36.07 [8] (0:11.73)	0:24.34 [9] (0:11.97)	0:12.37 [9] (0:12.37)
Average Speed [km/h]	42.0	63.4	62.3	62.9	61.3	60.5	58.2
Top Speed [km/h]	58.8	65.2	64.3	64.2	62.3	61.0	60.5
Avg. Dist. to Rail [m]	10.9	1.6	0.6	0.7	0.4	2.0	2.3
Avg. Stride Freq. [Hz]	2.2	2.4	2.4	2.4	2.4	2.3	2.3
Avg. Stride Length [m]	6.4	7.3	7.3	7.4	7.2	7.2	7.0



- [ ] Ranking at each section and finish
- .-.- No data available at this section
- NA No data available



Horse/Jockey Name	Wild Affair
Final Rank	10
Fastest Section Time (Section)	0:08.46 (Overall)
Top Speed [km/h] (Section)	64.9 (800m)
Race State	Finished

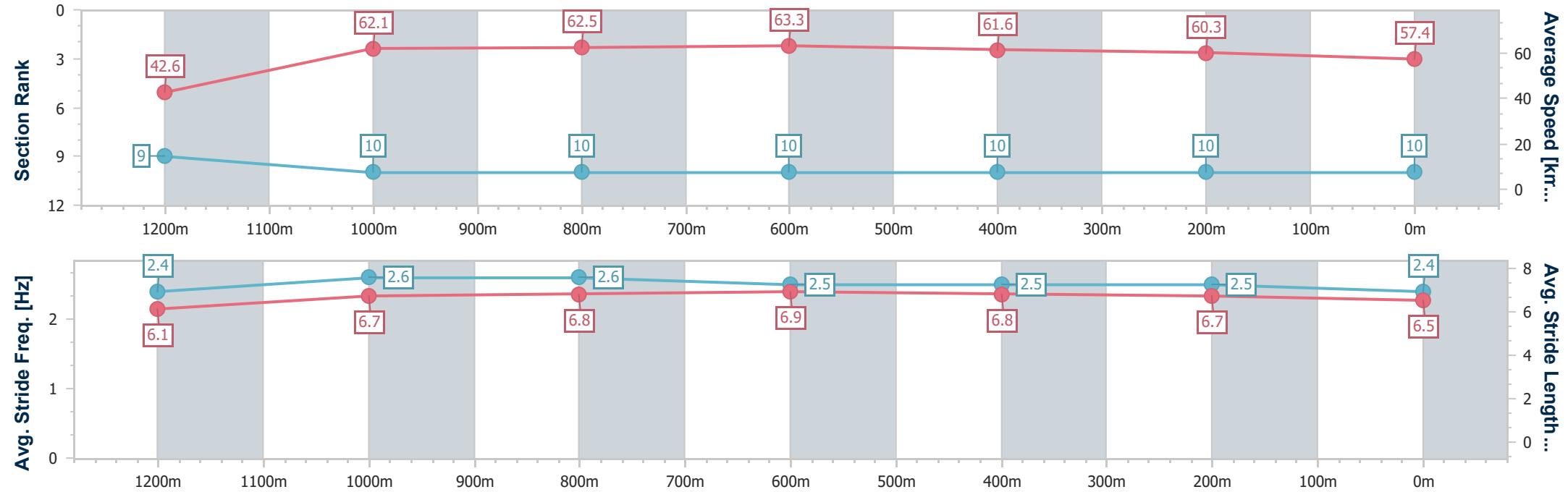


Mackay QLD Professional  
 Race 3: LADBROKE IT! QTIS Three-Years-Old Maiden  
 Handicap - 1300m  
 19 March 2024 - 14:20



Track Rating: Good 4, Weather: Overcast, Rail Position: True

Section	Overall	1200m	1000m	800m	600m	400m	200m
Section Times	1:19.42 [10] (0:08.46)	1:10.96 [9] (0:11.65)	0:59.31 [10] (0:11.60)	0:47.71 [10] (0:11.48)	0:36.23 [10] (0:11.73)	0:24.50 [10] (0:11.95)	0:12.55 [10] (0:12.55)
Average Speed [km/h]	42.6	62.1	62.5	63.3	61.6	60.3	57.4
Top Speed [km/h]	61.1	64.1	63.6	64.9	62.6	61.4	60.8
Avg. Dist. to Rail [m]	8.7	3.2	2.4	2.1	0.8	1.5	3.1
Avg. Stride Freq. [Hz]	2.4	2.6	2.6	2.5	2.5	2.5	2.4
Avg. Stride Length [m]	6.1	6.7	6.8	6.9	6.8	6.7	6.5



- [ ] Ranking at each section and finish
- .-.- No data available at this section
- NA No data available

# Mackay QLD Professional

## Race 4: LADBROKES COMMUNITIES Class 1 Handicap - 1300m

19 March 2024 - 14:55

Track Rating: Good 4, Weather: Overcast, Rail Position: True

Section		Field Times										Last 600m	
		Overall	1200m	1000m	800m	600m	400m						
		1:17.74 (0:07.66)	1:10.08 (0:11.37)	0:58.71 (0:11.33)	0:47.38 (0:12.02)	0:35.36 (0:11.96)	0:23.40 (0:11.71)	0:35.36					
Rank	TAB	Horse/Jockey	Barrier	Top Speed [km/h]	Fastest Section							Distance Travelled [m]	
1	4	<b>SPRING VALLEY</b> Georgina Cartwright	4	65.8 200m	0:08.19 Overall	1:17.74 [1] (0:08.19)	1:09.55 [10] (0:11.49)	0:58.06 [10] (0:11.39)	0:46.67 [10] (0:11.87)	0:34.80 [10] (0:11.75)	0:23.05 [8] (0:11.53)	0:34.80	
2	6	<b>ELLIE'S DREAM</b> Jason Taylor	6	65.4 1000m	0:08.00 Overall	1:18.16 [2] (0:08.00)	1:10.16 [6] (0:11.56)	0:58.60 [7] (0:11.39)	0:47.21 [7] (0:11.72)	0:35.49 [6] (0:11.90)	0:23.59 [4] (0:11.64)	0:35.49	-3
3	11	<b>STEAMING SUN</b> Adam Sewell	11	66.5 1000m	0:07.66 Overall	1:18.19 [3] (0:07.66)	1:10.53 [1] (0:11.37)	0:59.16 [1] (0:11.33)	0:47.83 [1] (0:12.02)	0:35.81 [1] (0:11.96)	0:23.85 [1] (0:11.71)	0:35.81	-6
4	3	<b>FULMEN</b> Justin Stanley	3	65.3 1000m	0:07.81 Overall	1:18.35 [4] (0:07.81)	1:10.54 [4] (0:11.48)	0:59.06 [4] (0:11.43)	0:47.63 [4] (0:12.00)	0:35.63 [8] (0:12.13)	0:23.50 [10] (0:11.63)	0:35.63	-2
5	2	<b>OSCAR BRAVO</b> Tasha Chambers	2	66.3 1200m	0:08.02 Overall	1:18.36 [5] (0:08.02)	1:10.34 [8] (0:11.17)	0:59.17 [3] (0:11.37)	0:47.80 [2] (0:11.85)	0:35.95 [2] (0:12.16)	0:23.79 [5] (0:11.69)	0:35.95	-4
6	9	<b>SHEEZALITTLETORQUE</b> Les Tilley	9	65.9 1000m	0:08.01 Overall	1:18.43 [6] (0:08.01)	1:10.42 [7] (0:11.59)	0:58.83 [9] (0:11.40)	0:47.43 [9] (0:11.63)	0:35.80 [5] (0:11.91)	0:23.89 [3] (0:11.63)	0:35.80	-2
7	10	<b>WELL RESTED</b> Gabrielle Semmens	10	64.9 1000m	0:07.75 Overall	1:18.62 [7] (0:07.75)	1:10.87 [2] (0:11.39)	0:59.48 [2] (0:11.44)	0:48.04 [3] (0:12.03)	0:36.01 [4] (0:12.00)	0:24.01 [6] (0:11.63)	0:36.01	-8
8	8	<b>BICEPS</b> Nikki Olzard	8	64.7 1000m	0:07.81 Overall	1:18.63 [8] (0:07.81)	1:10.82 [3] (0:11.56)	0:59.26 [5] (0:11.42)	0:47.84 [5] (0:11.66)	0:36.18 [3] (0:11.98)	0:24.20 [2] (0:11.73)	0:36.18	+0
9	12	<b>FOGGY DEW</b> Scott Sheargold	12	66.6 1000m	0:08.04 Overall	1:18.71 [9] (0:08.04)	1:10.67 [9] (0:11.55)	0:59.12 [8] (0:11.28)	0:47.84 [6] (0:12.01)	0:35.83 [9] (0:11.93)	0:23.90 [9] (0:11.59)	0:35.83	-7
10	14	<b>SHEBABOMB</b> Nicole Seymour	14	66.1 1000m	0:08.29 Overall	1:19.08 [10] (0:08.29)	1:10.79 [11] (0:11.59)	0:59.20 [11] (0:11.29)	0:47.91 [11] (0:11.91)	0:36.00 [11] (0:11.95)	0:24.05 [11] (0:11.69)	0:36.00	-9

Scratched: Fanciful Mr Fox (#7), Skylight Song (#1), Whakamiharo (#5)



**Mackay QLD Professional**  
**Race 4: LADBROKES COMMUNITIES Class 1 Handicap - 1300m**  
**19 March 2024 - 14:55**



MACKAY TURF CLUB  
 Ooralea Racecourse

Track Rating: Good 4, Weather: Overcast, Rail Position: True

Section	Overall	1200m	1000m	800m	600m	400m	Last 600m
Field Times	1:17.74 (0:07.66)	1:10.08 (0:11.37)	0:58.71 (0:11.33)	0:47.38 (0:12.02)	0:35.36 (0:11.96)	0:23.40 (0:11.71)	0:35.36

Rank	TAB	Horse/Jockey	Barrier	Top Speed [km/h]	Fastest Section	Distance Travelled [m]
11	13	THE LAST SAGA	13	64.9	0:07.89	
		Nathan Thomas		1000m	Overall	+8

Scratched: Fanciful Mr Fox (#7), Skylight Song (#1), Whakamiharo (#5)

[ ] Ranking at each section and finish  
 -:-:- No data available at this section  
 NA No data available

SCN Saddle cloth number  
 DNF Did not finish  
 DNT Did not track



# Mackay QLD Professional

## Race 4: LADBROKES COMMUNITIES Class 1 Handicap - 1300m

19 March 2024 - 14:55



MACKAY TURF CLUB  
Ooralea Racecourse

Track Rating: Good 4, Weather: Overcast, Rail Position: True

Section				200m				Last 600m	
Field Times				0:11.69				0:35.36	
				(0:11.69)					
Rank	TAB	Horse/Jockey	Barrier	Top Speed [km/h]	Fastest Section	Margin			Distance Travelled [m]
1	4	<b>SPRING VALLEY</b>	4	65.8	0:08.19	0:11.52 [5]	1:17.74		0:34.80
		Georgina Cartwright		200m	Overall	(0:11.52)			
2	6	<b>ELLIE'S DREAM</b>	6	65.4	0:08.00	0:11.95 [4]	0.42L		0:35.49 -3
		Jason Taylor		1000m	Overall	(0:11.95)			
3	11	<b>STEAMING SUN</b>	11	66.5	0:07.66	0:12.14 [1]	0.03L		0:35.81 -6
		Adam Sewell		1000m	Overall	(0:12.14)			
4	3	<b>FULMEN</b>	3	65.3	0:07.81	0:11.87 [9]	0.16L		0:35.63 -2
		Justin Stanley		1000m	Overall	(0:11.87)			
5	2	<b>OSCAR BRAVO</b>	2	66.3	0:08.02	0:12.10 [7]	0.01L		0:35.95 -4
		Tasha Chambers		1200m	Overall	(0:12.10)			
6	9	<b>SHEEZALITTLETORQUE</b>	9	65.9	0:08.01	0:12.26 [3]	0.07L		0:35.80 -2
		Les Tilley		1000m	Overall	(0:12.26)			
7	10	<b>WELL RESTED</b>	10	64.9	0:07.75	0:12.38 [6]	0.19L		0:36.01 -8
		Gabrielle Semmens		1000m	Overall	(0:12.38)			
8	8	<b>BICEPS</b>	8	64.7	0:07.81	0:12.47 [2]	0.01L		0:36.18 +0
		Nikki Olzard		1000m	Overall	(0:12.47)			
9	12	<b>FOGGY DEW</b>	12	66.6	0:08.04	0:12.31 [8]	0.08L		0:35.83 -7
		Scott Sheargold		1000m	Overall	(0:12.31)			
10	14	<b>SHEBABOMB</b>	14	66.1	0:08.29	0:12.36 [11]	0.37L		0:36.00 -9
		Nicole Seymour		1000m	Overall	(0:12.36)			

Scratched: Fanciful Mr Fox (#7), Skylight Song (#1), Whakamiharo (#5)

Report Created: Tue 19 March 2024 15:15 GMT+10 (Note: Timing is based on position data)

Page 3/15

[ ] Ranking at each section and finish  
 -:-:- No data available at this section  
 NA No data available

SCN Saddle cloth number  
 DNF Did not finish  
 DNT Did not track

data processed by  TRIPLESDATA



**Mackay QLD Professional**  
**Race 4: LADBROKES COMMUNITIES Class 1 Handicap - 1300m**  
**19 March 2024 - 14:55**



MACKAY TURF CLUB  
 Ooralea Racecourse

Track Rating: Good 4, Weather: Overcast, Rail Position: True

Section		200m		Last 600m		
Field Times		0:11.69 (0:11.69)		0:35.36		
Rank	TAB Horse/Jockey	Barrier	Top Speed [km/h]	Fastest Section	Margin	Distance Travelled [m]
11	13 THE LAST SAGA	13	64.9	0:07.89	0:12.57 [10]	0.03L
	Nathan Thomas		1000m	Overall	(0:12.57)	
						0:36.43 +8

Scratched: Fanciful Mr Fox (#7), Skylight Song (#1), Whakamiharo (#5)

[ ] Ranking at each section and finish  
 -:-:- No data available at this section  
 NA No data available

SCN Saddle cloth number  
 DNF Did not finish  
 DNT Did not track





Horse/Jockey Name	Spring Valley
Final Rank	1
Fastest Section Time (Section)	0:08.19 (Overall)
Top Speed [km/h] (Section)	65.8 (200m)
Race State	Finished



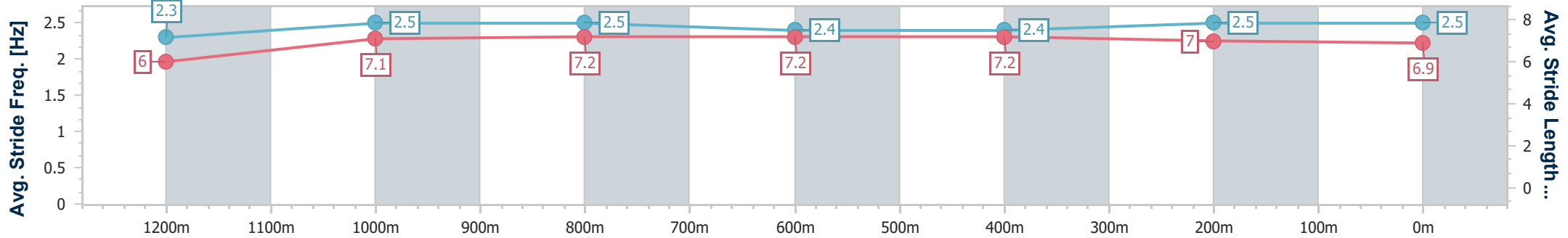
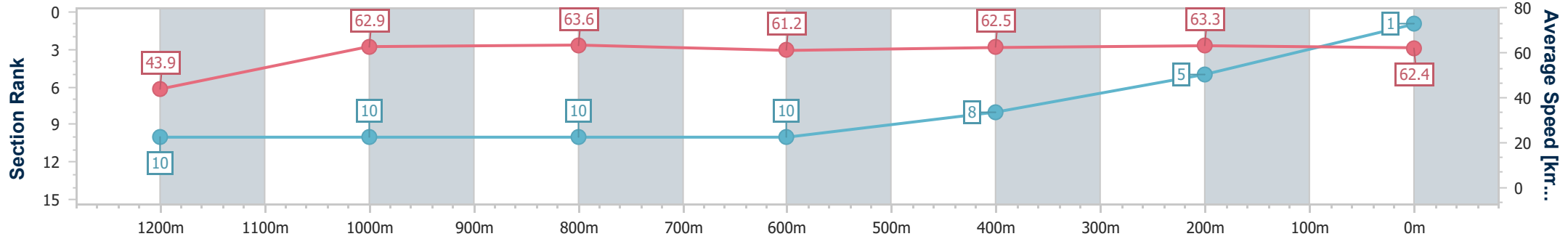
Mackay QLD Professional  
Race 4: LADBROKES COMMUNITIES Class 1 Handicap - 1300m

19 March 2024 - 14:55

Track Rating: Good 4, Weather: Overcast, Rail Position: True



Section	Overall	1200m	1000m	800m	600m	400m	200m
Section Times	1:17.74 [1] (0:08.19)	1:09.55 [10] (0:11.49)	0:58.06 [10] (0:11.39)	0:46.67 [10] (0:11.87)	0:34.80 [10] (0:11.75)	0:23.05 [8] (0:11.53)	0:11.52 [5]
Average Speed [km/h]	43.9	62.9	63.6	61.2	62.5	63.3	62.4
Top Speed [km/h]	62.5	63.9	65.7	65.5	63.9	65.5	65.8
Avg. Dist. to Rail [m]	10.3	1.5	1.8	3.2	2.7	8.2	10.7
Avg. Stride Freq. [Hz]	2.3	2.5	2.5	2.4	2.4	2.5	2.5
Avg. Stride Length [m]	6.0	7.1	7.2	7.2	7.2	7.0	6.9



- [ ] Ranking at each section and finish
- .-.- No data available at this section
- NA No data available



Horse/Jockey Name	Ellie's Dream
Final Rank	2
Fastest Section Time (Section)	0:08.00 (Overall)
Top Speed [km/h] (Section)	65.4 (1000m)
Race State	Finished



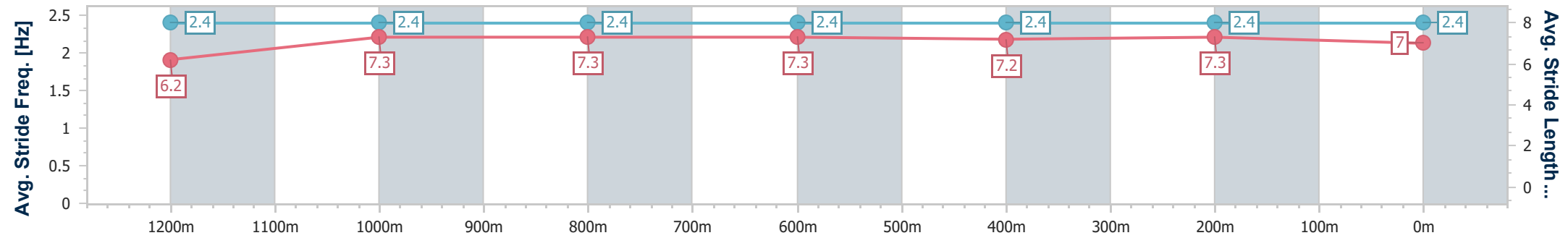
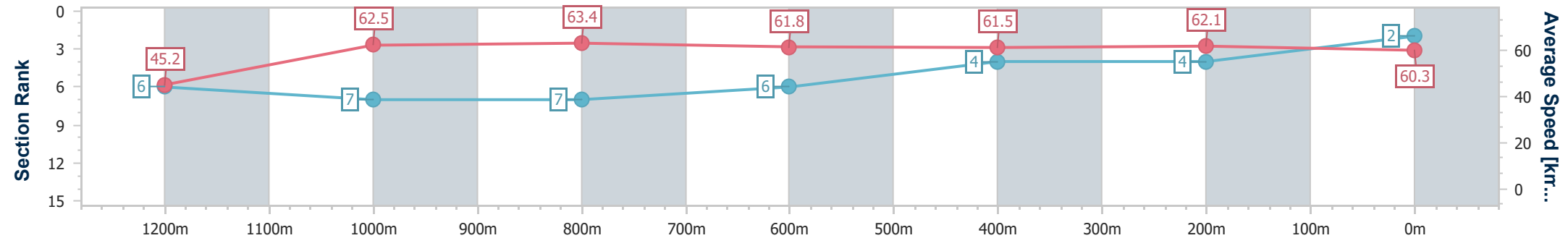
Mackay QLD Professional  
Race 4: LADBROKES COMMUNITIES Class 1 Handicap - 1300m

19 March 2024 - 14:55

Track Rating: Good 4, Weather: Overcast, Rail Position: True



Section	Overall	1200m	1000m	800m	600m	400m	200m
Section Times	1:18.16 [2] (0:08.00)	1:10.16 [6] (0:11.56)	0:58.60 [7] (0:11.39)	0:47.21 [7] (0:11.72)	0:35.49 [6] (0:11.90)	0:23.59 [4] (0:11.64)	0:11.95 [4] (0:11.95)
Average Speed [km/h]	45.2	62.5	63.4	61.8	61.5	62.1	60.3
Top Speed [km/h]	60.6	64.0	65.4	63.0	62.7	63.0	63.0
Avg. Dist. to Rail [m]	9.2	1.9	1.5	2.2	1.9	3.8	6.8
Avg. Stride Freq. [Hz]	2.4	2.4	2.4	2.4	2.4	2.4	2.4
Avg. Stride Length [m]	6.2	7.3	7.3	7.3	7.2	7.3	7.0



- [ ] Ranking at each section and finish
- .-.- No data available at this section
- NA No data available



Horse/Jockey Name	Steaming Sun
Final Rank	3
Fastest Section Time (Section)	0:07.66 (Overall)
Top Speed [km/h] (Section)	66.5 (1000m)
Race State	Finished



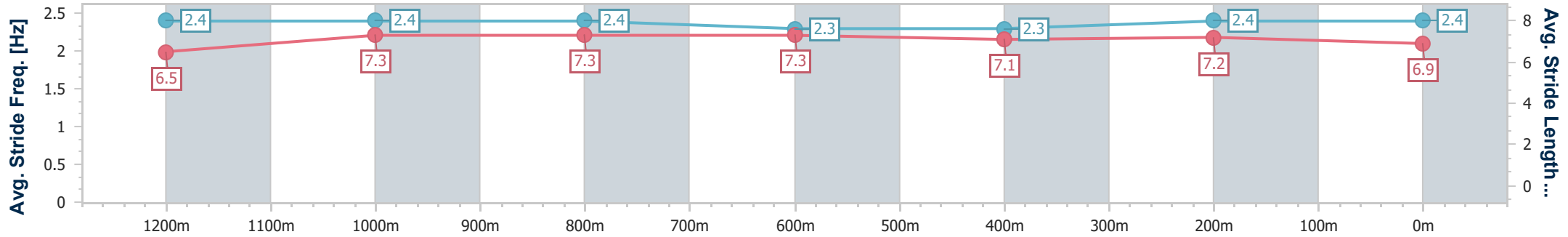
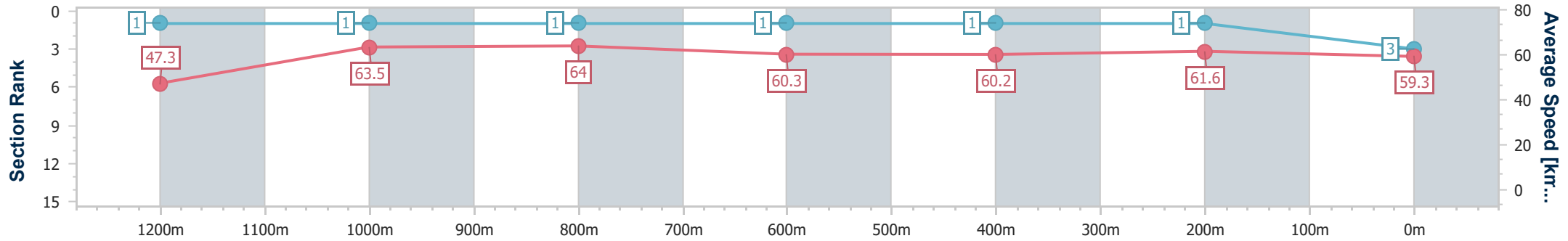
Mackay QLD Professional  
Race 4: LADBROKES COMMUNITIES Class 1 Handicap - 1300m

19 March 2024 - 14:55

Track Rating: Good 4, Weather: Overcast, Rail Position: True



Section	Overall	1200m	1000m	800m	600m	400m	200m
Section Times	1:18.19 [3] (0:07.66)	1:10.53 [1] (0:11.37)	0:59.16 [1] (0:11.33)	0:47.83 [1] (0:12.02)	0:35.81 [1] (0:11.96)	0:23.85 [1] (0:11.71)	0:12.14 [1] (0:12.14)
Average Speed [km/h]	47.3	63.5	64.0	60.3	60.2	61.6	59.3
Top Speed [km/h]	64.1	64.2	66.5	61.1	62.2	62.8	61.4
Avg. Dist. to Rail [m]	8.1	2.5	2.2	1.8	0.6	1.8	2.7
Avg. Stride Freq. [Hz]	2.4	2.4	2.4	2.3	2.3	2.4	2.4
Avg. Stride Length [m]	6.5	7.3	7.3	7.3	7.1	7.2	6.9



- [ ] Ranking at each section and finish
- .-.- No data available at this section
- NA No data available



Horse/Jockey Name	Fulmen
Final Rank	4
Fastest Section Time (Section)	0:07.81 (Overall)
Top Speed [km/h] (Section)	65.3 (1000m)
Race State	Finished



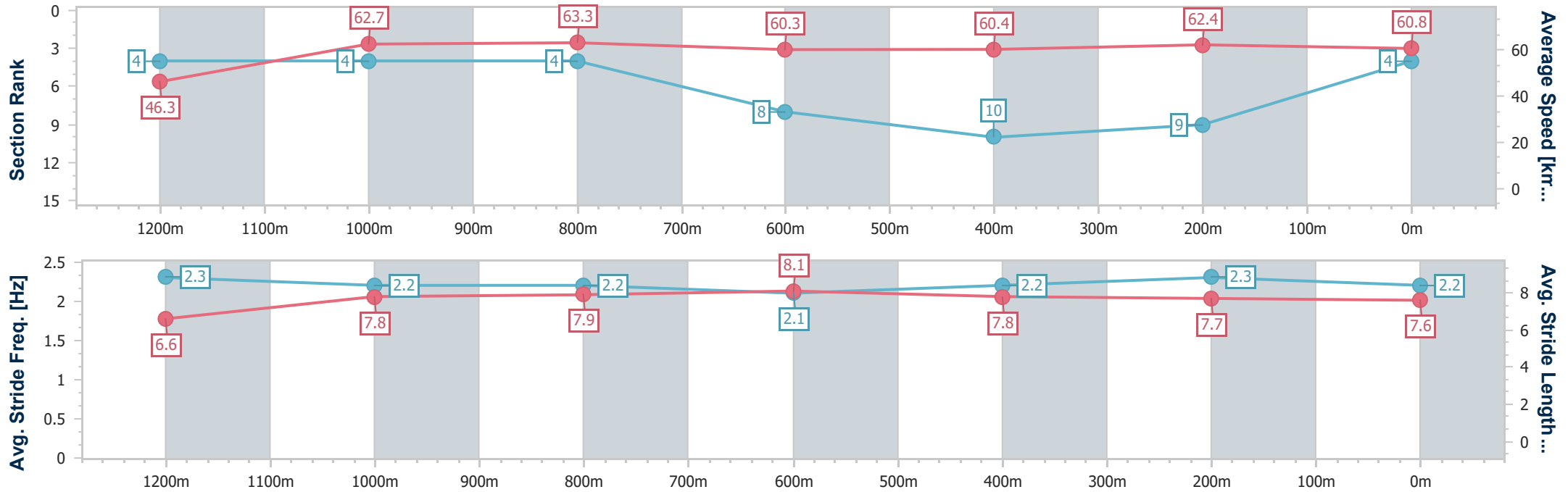
Mackay QLD Professional  
Race 4: LADBROKES COMMUNITIES Class 1 Handicap - 1300m

19 March 2024 - 14:55

Track Rating: Good 4, Weather: Overcast, Rail Position: True



Section	Overall	1200m	1000m	800m	600m	400m	200m
Section Times	1:18.35 [4] (0:07.81)	1:10.54 [4] (0:11.48)	0:59.06 [4] (0:11.43)	0:47.63 [4] (0:12.00)	0:35.63 [8] (0:12.13)	0:23.50 [10] (0:11.63)	0:11.87 [9]
Average Speed [km/h]	46.3	62.7	63.3	60.3	60.4	62.4	60.8
Top Speed [km/h]	63.4	63.6	65.3	61.2	61.9	63.8	63.0
Avg. Dist. to Rail [m]	6.9	1.3	1.0	1.7	2.1	7.1	8.9
Avg. Stride Freq. [Hz]	2.3	2.2	2.2	2.1	2.2	2.3	2.2
Avg. Stride Length [m]	6.6	7.8	7.9	8.1	7.8	7.7	7.6



- [ ] Ranking at each section and finish
- .-.- No data available at this section
- NA No data available



Horse/Jockey Name	Oscar Bravo
Final Rank	5
Fastest Section Time (Section)	0:08.02 (Overall)
Top Speed [km/h] (Section)	66.3 (1200m)
Race State	Finished



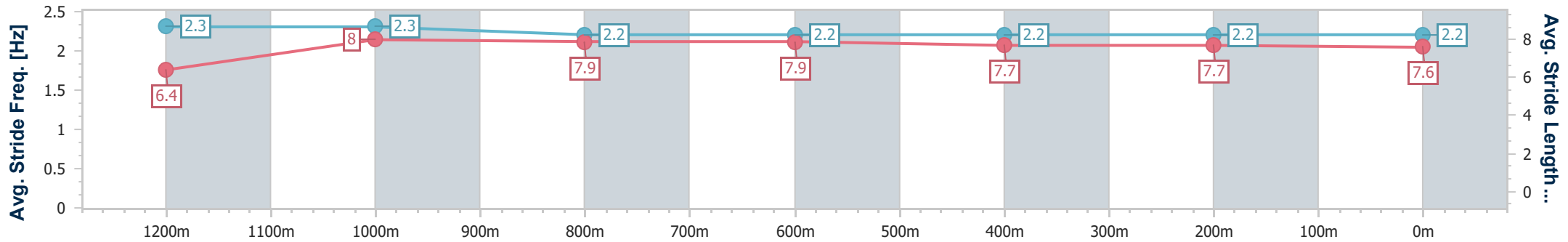
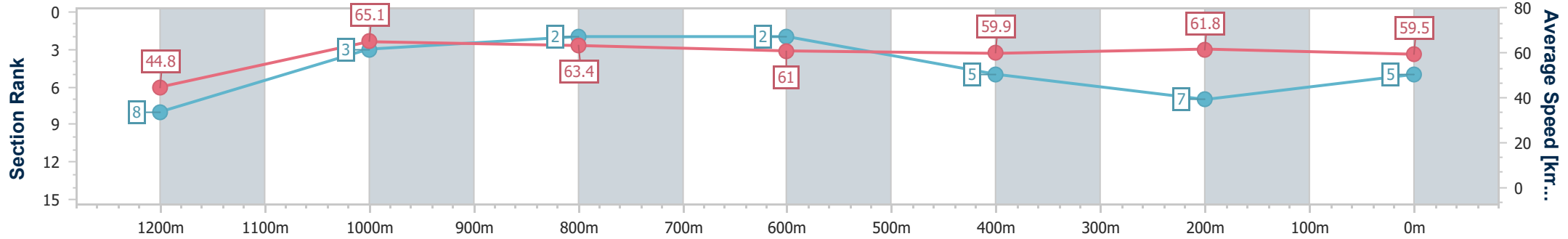
Mackay QLD Professional  
Race 4: LADBROKES COMMUNITIES Class 1 Handicap - 1300m



19 March 2024 - 14:55

Track Rating: Good 4, Weather: Overcast, Rail Position: True

Section	Overall	1200m	1000m	800m	600m	400m	200m
Section Times	1:18.36 [5] (0:08.02)	1:10.34 [8] (0:11.17)	0:59.17 [3] (0:11.37)	0:47.80 [2] (0:11.85)	0:35.95 [2] (0:12.16)	0:23.79 [5] (0:11.69)	0:12.10 [7] (0:12.10)
Average Speed [km/h]	44.8	65.1	63.4	61.0	59.9	61.8	59.5
Top Speed [km/h]	61.2	66.3	66.0	62.5	61.4	62.7	61.8
Avg. Dist. to Rail [m]	11.5	4.4	1.1	1.6	1.4	2.2	3.7
Avg. Stride Freq. [Hz]	2.3	2.3	2.2	2.2	2.2	2.2	2.2
Avg. Stride Length [m]	6.4	8.0	7.9	7.9	7.7	7.7	7.6



- [ ] Ranking at each section and finish
- .-.- No data available at this section
- NA No data available



Horse/Jockey Name	Sheezalittletorque
Final Rank	6
Fastest Section Time (Section)	0:08.01 (Overall)
Top Speed [km/h] (Section)	65.9 (1000m)
Race State	Finished



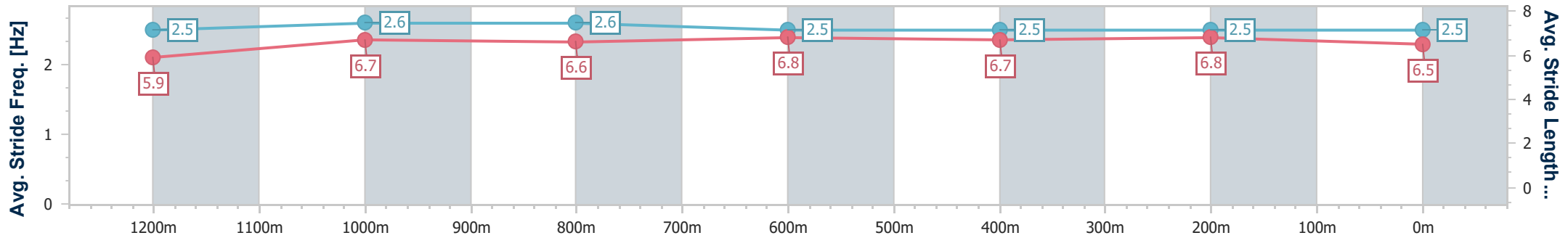
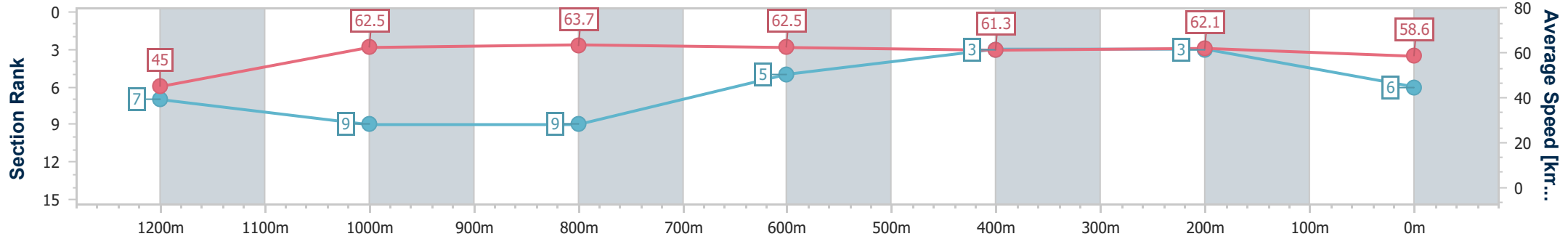
Mackay QLD Professional  
Race 4: LADBROKES COMMUNITIES Class 1 Handicap - 1300m



19 March 2024 - 14:55

Track Rating: Good 4, Weather: Overcast, Rail Position: True

Section	Overall	1200m	1000m	800m	600m	400m	200m
Section Times	1:18.43 [6] (0:08.01)	1:10.42 [7] (0:11.59)	0:58.83 [9] (0:11.40)	0:47.43 [9] (0:11.63)	0:35.80 [5] (0:11.91)	0:23.89 [3] (0:11.63)	0:12.26 [3] (0:12.26)
Average Speed [km/h]	45.0	62.5	63.7	62.5	61.3	62.1	58.6
Top Speed [km/h]	57.6	64.9	65.9	64.7	62.2	62.7	61.1
Avg. Dist. to Rail [m]	10.9	4.3	2.1	2.8	2.2	1.9	4.5
Avg. Stride Freq. [Hz]	2.5	2.6	2.6	2.5	2.5	2.5	2.5
Avg. Stride Length [m]	5.9	6.7	6.6	6.8	6.7	6.8	6.5



- [ ] Ranking at each section and finish
- .-.- No data available at this section
- NA No data available



Horse/Jockey Name	Well Rested
Final Rank	7
Fastest Section Time (Section)	0:07.75 (Overall)
Top Speed [km/h] (Section)	64.9 (1000m)
Race State	Finished



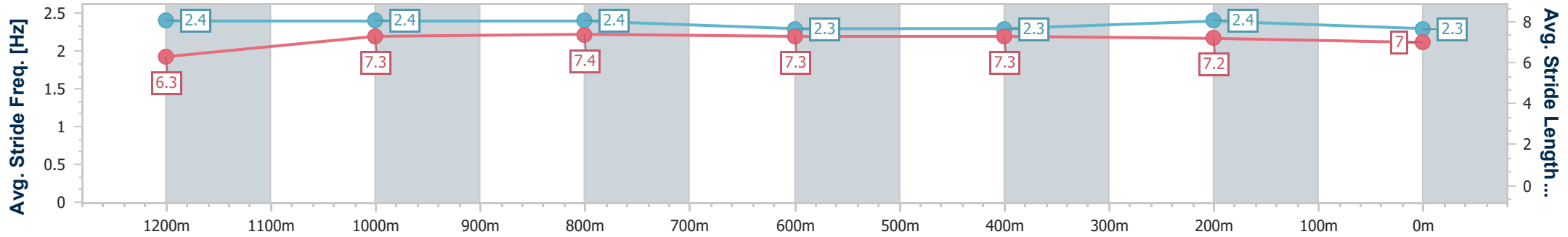
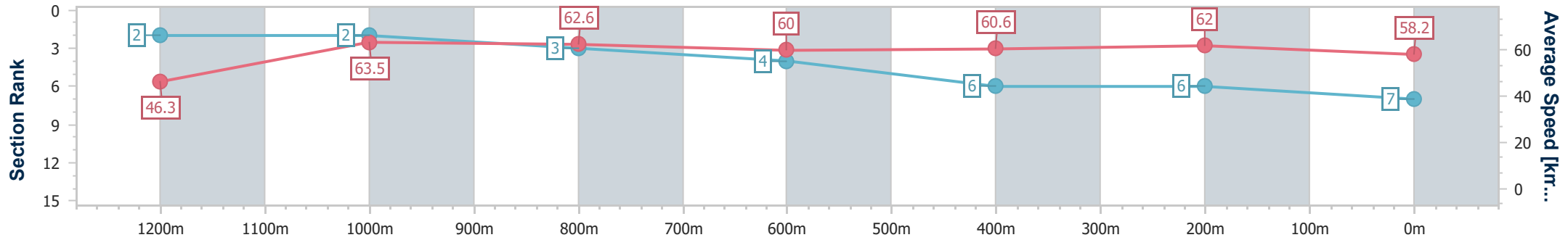
Mackay QLD Professional  
Race 4: LADBROKES COMMUNITIES Class 1 Handicap - 1300m

19 March 2024 - 14:55

Track Rating: Good 4, Weather: Overcast, Rail Position: True



Section	Overall	1200m	1000m	800m	600m	400m	200m
Section Times	1:18.62 [7] (0:07.75)	1:10.87 [2] (0:11.39)	0:59.48 [2] (0:11.44)	0:48.04 [3] (0:12.03)	0:36.01 [4] (0:12.00)	0:24.01 [6] (0:11.63)	0:12.38 [6] (0:12.38)
Average Speed [km/h]	46.3	63.5	62.6	60.0	60.6	62.0	58.2
Top Speed [km/h]	63.1	64.7	64.9	61.0	62.1	63.3	61.1
Avg. Dist. to Rail [m]	4.9	0.4	0.5	0.4	1.1	1.6	1.4
Avg. Stride Freq. [Hz]	2.4	2.4	2.4	2.3	2.3	2.4	2.3
Avg. Stride Length [m]	6.3	7.3	7.4	7.3	7.3	7.2	7.0



- [ ] Ranking at each section and finish
- .-.- No data available at this section
- NA No data available



Horse/Jockey Name	Biceps
Final Rank	8
Fastest Section Time (Section)	0:07.81 (Overall)
Top Speed [km/h] (Section)	64.7 (1000m)
Race State	Finished



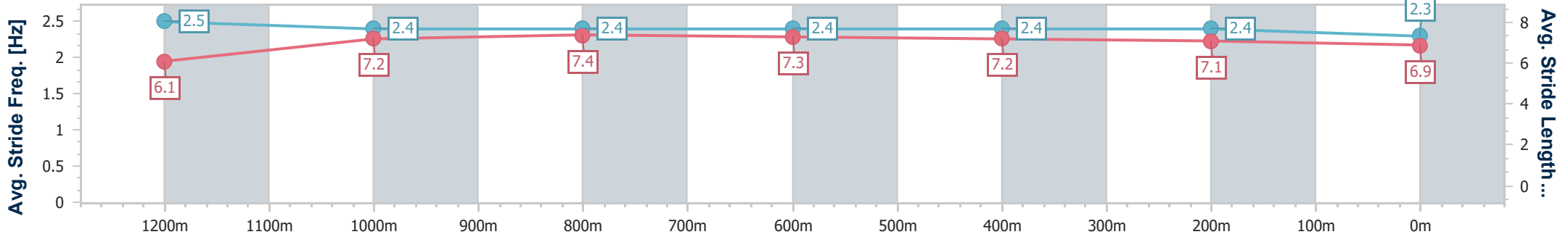
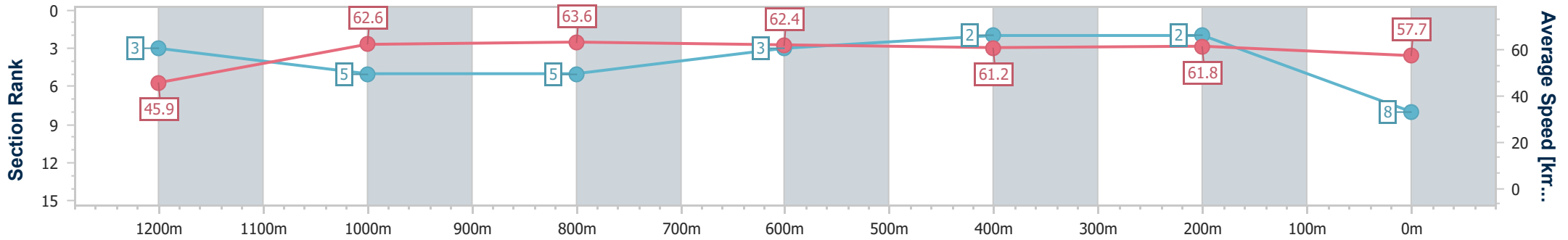
Mackay QLD Professional  
Race 4: LADBROKES COMMUNITIES Class 1 Handicap - 1300m



19 March 2024 - 14:55

Track Rating: Good 4, Weather: Overcast, Rail Position: True

Section	Overall	1200m	1000m	800m	600m	400m	200m
Section Times	1:18.63 [8] (0:07.81)	1:10.82 [3] (0:11.56)	0:59.26 [5] (0:11.42)	0:47.84 [5] (0:11.66)	0:36.18 [3] (0:11.98)	0:24.20 [2] (0:11.73)	0:12.47 [2] (0:12.47)
Average Speed [km/h]	45.9	62.6	63.6	62.4	61.2	61.8	57.7
Top Speed [km/h]	61.2	63.3	64.7	63.8	62.1	62.5	61.7
Avg. Dist. to Rail [m]	8.6	2.5	2.6	3.5	2.7	3.5	4.7
Avg. Stride Freq. [Hz]	2.5	2.4	2.4	2.4	2.4	2.4	2.3
Avg. Stride Length [m]	6.1	7.2	7.4	7.3	7.2	7.1	6.9



- [ ] Ranking at each section and finish
- .-.- No data available at this section
- NA No data available





Horse/Jockey Name	Foggy Dew
Final Rank	9
Fastest Section Time (Section)	0:08.04 (Overall)
Top Speed [km/h] (Section)	66.6 (1000m)
Race State	Finished



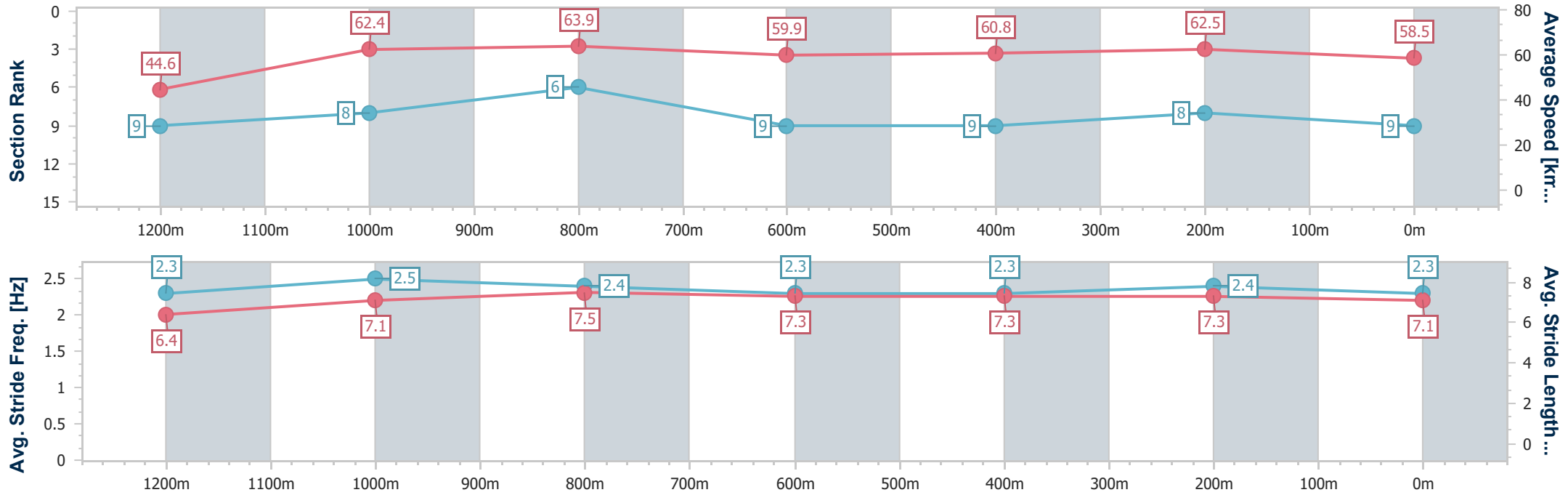
Mackay QLD Professional  
Race 4: LADBROKES COMMUNITIES Class 1 Handicap - 1300m

19 March 2024 - 14:55

Track Rating: Good 4, Weather: Overcast, Rail Position: True



Section	Overall	1200m	1000m	800m	600m	400m	200m
Section Times	1:18.71 [9] (0:08.04)	1:10.67 [9] (0:11.55)	0:59.12 [8] (0:11.28)	0:47.84 [6] (0:12.01)	0:35.83 [9] (0:11.93)	0:23.90 [9] (0:11.59)	0:12.31 [8] (0:12.31)
Average Speed [km/h]	44.6	62.4	63.9	59.9	60.8	62.5	58.5
Top Speed [km/h]	59.7	63.4	66.6	62.6	61.8	63.0	62.1
Avg. Dist. to Rail [m]	4.1	0.3	0.1	0.4	0.8	4.0	4.3
Avg. Stride Freq. [Hz]	2.3	2.5	2.4	2.3	2.3	2.4	2.3
Avg. Stride Length [m]	6.4	7.1	7.5	7.3	7.3	7.3	7.1



- [ ] Ranking at each section and finish
- .-.- No data available at this section
- NA No data available



Horse/Jockey Name	Shesabomb
Final Rank	10
Fastest Section Time (Section)	0:08.29 (Overall)
Top Speed [km/h] (Section)	66.1 (1000m)
Race State	Finished



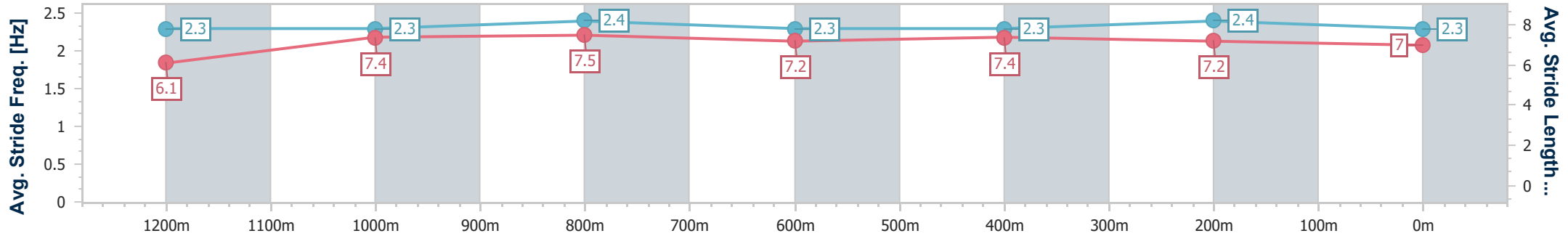
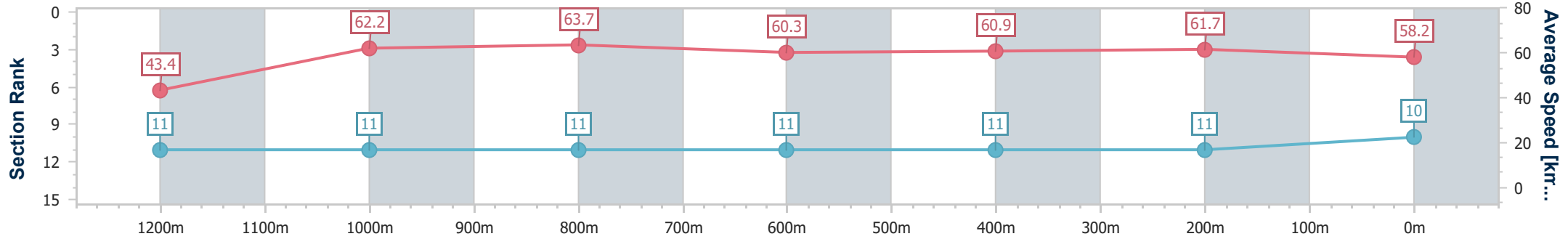
Mackay QLD Professional  
Race 4: LADBROKES COMMUNITIES Class 1 Handicap - 1300m

19 March 2024 - 14:55

Track Rating: Good 4, Weather: Overcast, Rail Position: True



Section	Overall	1200m	1000m	800m	600m	400m	200m
Section Times	1:19.08 [10] (0:08.29)	1:10.79 [11] (0:11.59)	0:59.20 [11] (0:11.29)	0:47.91 [11] (0:11.91)	0:36.00 [11] (0:11.95)	0:24.05 [11] (0:11.69)	0:12.36 [11] (0:12.36)
Average Speed [km/h]	43.4	62.2	63.7	60.3	60.9	61.7	58.2
Top Speed [km/h]	60.8	64.7	66.1	65.2	62.4	62.6	60.7
Avg. Dist. to Rail [m]	5.9	0.6	0.6	0.3	1.2	2.4	3.0
Avg. Stride Freq. [Hz]	2.3	2.3	2.4	2.3	2.3	2.4	2.3
Avg. Stride Length [m]	6.1	7.4	7.5	7.2	7.4	7.2	7.0



- [ ] Ranking at each section and finish
- .-.- No data available at this section
- NA No data available



Horse/Jockey Name	The Last Saga
Final Rank	11
Fastest Section Time (Section)	0:07.89 (Overall)
Top Speed [km/h] (Section)	64.9 (1000m)
Race State	Finished



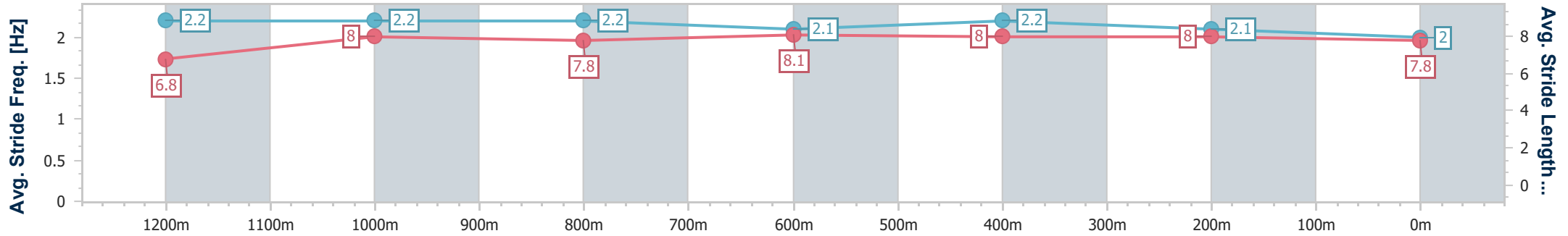
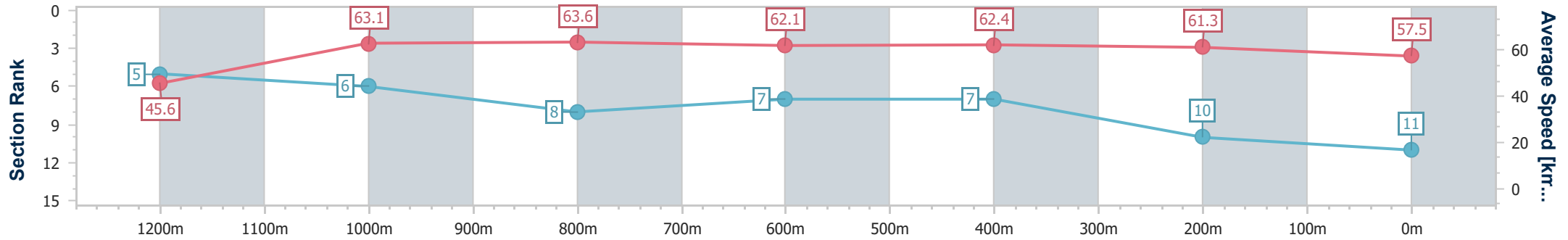
Mackay QLD Professional  
Race 4: LADBROKES COMMUNITIES Class 1 Handicap - 1300m



19 March 2024 - 14:55

Track Rating: Good 4, Weather: Overcast, Rail Position: True

Section	Overall	1200m	1000m	800m	600m	400m	200m
Section Times	1:19.11 [11] (0:07.89)	1:11.22 [5] (0:11.57)	0:59.65 [6] (0:11.49)	0:48.16 [8] (0:11.73)	0:36.43 [7] (0:11.99)	0:24.44 [7] (0:11.87)	0:12.57 [10] (0:12.57)
Average Speed [km/h]	45.6	63.1	63.6	62.1	62.4	61.3	57.5
Top Speed [km/h]	62.3	64.3	64.9	63.4	63.2	62.7	60.3
Avg. Dist. to Rail [m]	13.5	6.8	4.1	4.5	5.1	6.3	6.7
Avg. Stride Freq. [Hz]	2.2	2.2	2.2	2.1	2.2	2.1	2.0
Avg. Stride Length [m]	6.8	8.0	7.8	8.1	8.0	8.0	7.8



- [ ] Ranking at each section and finish
- .-.- No data available at this section
- NA No data available



# Mackay QLD Professional

## Race 5: BECOME A MEMBER MTC BM55 Handicap - 1560m

19 March 2024 - 15:35



MACKAY TURF CLUB

Ooralea Racecourse

Track Rating: Good 4, Weather: Overcast, Rail Position: True

Section		Overall	1400m	1200m	1000m	800m	600m	400m	Last 600m					
Field Times		1:34.54 (0:11.22)	1:23.32 (0:11.71)	1:11.61 (0:11.84)	0:59.77 (0:12.14)	0:47.63 (0:11.96)	0:35.67 (0:11.95)	0:23.72 (0:11.67)	0:35.67					
Rank	TAB	Horse/Jockey	Barrier	Top Speed [km/h]	Fastest Section								Distance Travelled [m]	
1	6	ROY'S ROAD Les Tilley	6	64.0 400m	0:11.37 Overall	1:34.54 [1] (0:11.37)	1:23.17 [4] (0:11.87)	1:11.30 [5] (0:11.98)	0:59.32 [4] (0:12.04)	0:47.28 [4] (0:11.87)	0:35.41 [3] (0:11.92)	0:23.49 [3] (0:11.54)	0:35.41	
2	3	KNOWITALL JACK Ryan Wiggins	3	64.9 Overall	0:11.22 Overall	1:34.56 [2] (0:11.22)	1:23.34 [1] (0:11.76)	1:11.58 [2] (0:11.95)	0:59.63 [2] (0:12.03)	0:47.60 [2] (0:11.91)	0:35.69 [1] (0:12.00)	0:23.69 [2] (0:11.62)	0:35.69	+0
3	2	BATTLE SOUND Justin Huxtable	2	66.1 Overall	0:11.47 400m	1:34.85 [3] (0:11.51)	1:23.34 [6] (0:12.03)	1:11.31 [6] (0:11.96)	0:59.35 [6] (0:12.00)	0:47.35 [6] (0:11.95)	0:35.40 [6] (0:11.90)	0:23.50 [5] (0:11.47)	0:35.40	+0
4	5	I SAY BOOM Nikki Olzard	5	64.1 1400m	0:11.27 Overall	1:35.18 [4] (0:11.27)	1:23.91 [2] (0:11.66)	1:12.25 [1] (0:11.84)	1:00.41 [1] (0:12.14)	0:48.27 [1] (0:11.99)	0:36.28 [2] (0:11.92)	0:24.36 [1] (0:11.78)	0:36.28	-8
5	11	SHADOW PROJECT Scott Sheargold	11	62.7 400m	0:11.57 Overall	1:35.20 [5] (0:11.57)	1:23.63 [7] (0:12.14)	1:11.49 [7] (0:12.06)	0:59.43 [8] (0:12.04)	0:47.39 [8] (0:11.73)	0:35.66 [7] (0:11.87)	0:23.79 [7] (0:11.68)	0:35.66	-6
6	10	ORCA Adam Sewell	10	63.4 400m	0:11.46 Overall	1:35.30 [6] (0:11.46)	1:23.84 [5] (0:11.78)	1:12.06 [4] (0:11.84)	1:00.22 [3] (0:12.06)	0:48.16 [3] (0:12.00)	0:36.16 [4] (0:12.06)	0:24.10 [4] (0:11.72)	0:36.16	-5
7	12	MOHAHNA Nathan Thomas	12	62.1 400m	0:11.71 Overall	1:35.62 [7] (0:11.71)	1:23.91 [8] (0:12.04)	1:11.87 [8] (0:11.97)	0:59.90 [7] (0:11.99)	0:47.91 [7] (0:11.94)	0:35.97 [8] (0:11.71)	0:24.26 [6] (0:11.80)	0:35.97	-10
8	13	MARSHY Georgina Cartwright	13	64.0 400m	0:11.69 400m	1:35.68 [8] (0:11.84)	1:23.84 [9] (0:12.03)	1:11.81 [9] (0:12.12)	0:59.69 [9] (0:12.00)	0:47.69 [9] (0:11.85)	0:35.84 [9] (0:11.90)	0:23.94 [9] (0:11.69)	0:35.84	+6
9	9	HE'S THE ONE Adrian Layt	9	64.7 1400m	0:11.34 Overall	1:36.18 [9] (0:11.34)	1:24.84 [3] (0:11.85)	1:12.99 [3] (0:12.28)	1:00.71 [5] (0:12.03)	0:48.68 [5] (0:11.93)	0:36.75 [5] (0:12.21)	0:24.54 [8] (0:11.84)	0:36.75	+6
10	4	DENSITY Jason Taylor	4	62.1 1400m	0:11.84 800m	1:36.67 [10] (0:12.21)	1:24.46 [11] (0:12.00)	1:12.46 [11] (0:11.96)	1:00.50 [10] (0:12.04)	0:48.46 [10] (0:11.84)	0:36.62 [10] (0:11.84)	0:24.78 [10] (0:12.04)	0:36.62	-6

Scratched: Enterprise Phoenix (#8), Poet's Day (#1)

[ ] Ranking at each section and finish  
 -:-:- No data available at this section  
 NA No data available

SCN Saddle cloth number  
 DNF Did not finish  
 DNT Did not track



**Mackay QLD Professional**  
**Race 5: BECOME A MEMBER MTC BM55 Handicap - 1560m**  
**19 March 2024 - 15:35**



MACKAY TURF CLUB  
 Ooralea Racecourse

Track Rating: Good 4, Weather: Overcast, Rail Position: True

Section	Overall	1400m	1200m	1000m	800m	600m	400m	Last 600m						
Field Times	1:34.54 (0:11.22)	1:23.32 (0:11.71)	1:11.61 (0:11.84)	0:59.77 (0:12.14)	0:47.63 (0:11.96)	0:35.67 (0:11.95)	0:23.72 (0:11.67)	0:35.67						
Rank	TAB	Horse/Jockey	Barrier	Top Speed [km/h]	Fastest Section					Distance Travelled [m]				
11	7	<b>CAPITAL GIRL</b>	7	63.0	0:11.78	1:36.72 [11]	1:24.66 [10]	1:12.56 [10]	1:00.46 [11]	0:48.33 [11]	0:36.55 [11]	0:24.58 [11]	0:36.55	+2
		Gabrielle Semmens		800m	800m	(0:12.06)	(0:12.10)	(0:12.10)	(0:12.13)	(0:11.78)	(0:11.97)	(0:11.99)		

Scratched: Enterprise Phoenix (#8), Poet's Day (#1)

[ ] Ranking at each section and finish  
 -:-:- No data available at this section  
 NA No data available

SCN Saddle cloth number  
 DNF Did not finish  
 DNT Did not track



# Mackay QLD Professional

## Race 5: BECOME A MEMBER MTC BM55 Handicap - 1560m



MACKAY TURF CLUB  
Ooralea Racecourse

19 March 2024 - 15:35

Track Rating: Good 4, Weather: Overcast, Rail Position: True

Section				200m				Last 600m	
Field Times				0:12.05 (0:12.05)				0:35.67	
Rank	TAB	Horse/Jockey	Barrier	Top Speed [km/h]	Fastest Section	Margin			Distance Travelled [m]
1	6	ROY'S ROAD Les Tilley	6	64.0 400m	0:11.37 Overall	0:11.95 [2] (0:11.95)	1:34.54		0:35.41
2	3	KNOWITALL JACK Ryan Wiggins	3	64.9 Overall	0:11.22 Overall	0:12.07 [1] (0:12.07)	0.02L		0:35.69 +0
3	2	BATTLE SOUND Justin Huxtable	2	66.1 Overall	0:11.47 400m	0:12.03 [4] (0:12.03)	0.29L		0:35.40 +0
4	5	I SAY BOOM Nikki Olzard	5	64.1 1400m	0:11.27 Overall	0:12.58 [3] (0:12.58)	0.33L		0:36.28 -8
5	11	SHADOW PROJECT Scott Sheargold	11	62.7 400m	0:11.57 Overall	0:12.11 [6] (0:12.11)	0.02L		0:35.66 -6
6	10	ORCA Adam Sewell	10	63.4 400m	0:11.46 Overall	0:12.38 [5] (0:12.38)	0.1L		0:36.16 -5
7	12	MOHAHNA Nathan Thomas	12	62.1 400m	0:11.71 Overall	0:12.46 [7] (0:12.46)	0.32L		0:35.97 -10
8	13	MARSHY Georgina Cartwright	13	64.0 400m	0:11.69 400m	0:12.25 [8] (0:12.25)	0.06L		0:35.84 +6
9	9	HE'S THE ONE Adrian Layt	9	64.7 1400m	0:11.34 Overall	0:12.70 [9] (0:12.70)	0.5L		0:36.75 +6
10	4	DENSITY Jason Taylor	4	62.1 1400m	0:11.84 800m	0:12.74 [10] (0:12.74)	0.49L		0:36.62 -6

Scratched: Enterprise Phoenix (#8), Poet's Day (#1)

Report Created: Tue 19 March 2024 15:53 GMT+10 (Note: Timing is based on position data)

Page 3/15

[ ] Ranking at each section and finish  
 -:-:- No data available at this section  
 NA No data available

SCN Saddle cloth number  
 DNF Did not finish  
 DNT Did not track

data processed by TRIPLESDATA



**Mackay QLD Professional**  
**Race 5: BECOME A MEMBER MTC BM55 Handicap - 1560m**  
**19 March 2024 - 15:35**



**MACKAY TURF CLUB**  
 Ooralea Racecourse

Track Rating: Good 4, Weather: Overcast, Rail Position: True

Section		200m		Last 600m				
Field Times		0:12.05 (0:12.05)		0:35.67				
Rank	TAB Horse/Jockey	Barrier	Top Speed [km/h]	Fastest Section	Margin	Distance Travelled [m]		
11	7 CAPITAL GIRL	7	63.0	0:11.78	0:12.59 [11]	0.05L	0:36.55	+2
	Gabrielle Semmens		800m	800m	(0:12.59)			

Scratched: Enterprise Phoenix (#8), Poet's Day (#1)

[ ] Ranking at each section and finish  
 -:-:- No data available at this section  
 NA No data available

SCN Saddle cloth number  
 DNF Did not finish  
 DNT Did not track



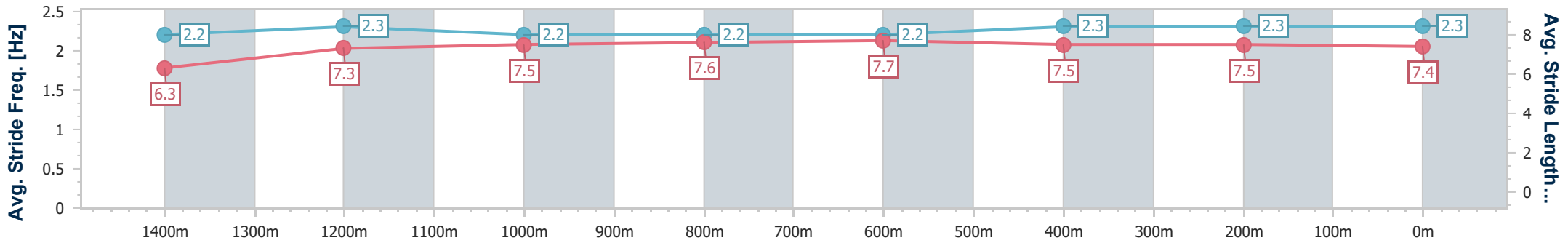
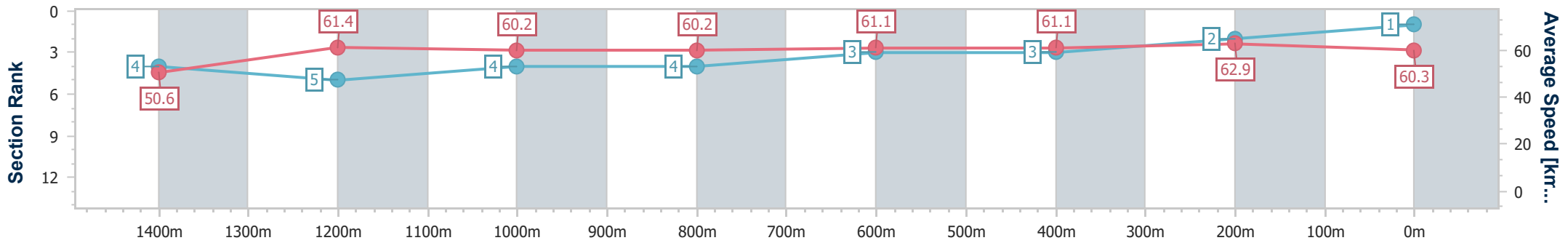
Horse/Jockey Name	Roy's Road
Final Rank	1
Fastest Section Time (Section)	0:11.37 (Overall)
Top Speed [km/h] (Section)	64.0 (400m)
Race State	Finished



Mackay QLD Professional  
 Race 5: BECOME A MEMBER MTC BM55 Handicap - 1560m  
 19 March 2024 - 15:35  
 Track Rating: Good 4, Weather: Overcast, Rail Position: True



Section	Overall	1400m	1200m	1000m	800m	600m	400m	200m
Section Times	1:34.54 [1] (0:11.37)	1:23.17 [4] (0:11.87)	1:11.30 [5] (0:11.98)	0:59.32 [4] (0:12.04)	0:47.28 [4] (0:11.87)	0:35.41 [3] (0:11.92)	0:23.49 [3] (0:11.54)	0:11.95 [2] (0:11.95)
Average Speed [km/h]	50.6	61.4	60.2	60.2	61.1	61.1	62.9	60.3
Top Speed [km/h]	62.4	62.4	60.9	60.8	61.5	62.5	64.0	62.9
Avg. Dist. to Rail [m]	5.0	2.2	1.6	1.9	1.6	1.7	4.2	5.0
Avg. Stride Freq. [Hz]	2.2	2.3	2.2	2.2	2.2	2.3	2.3	2.3
Avg. Stride Length [m]	6.3	7.3	7.5	7.6	7.7	7.5	7.5	7.4



- [ ] Ranking at each section and finish
- .-.- No data available at this section
- NA No data available





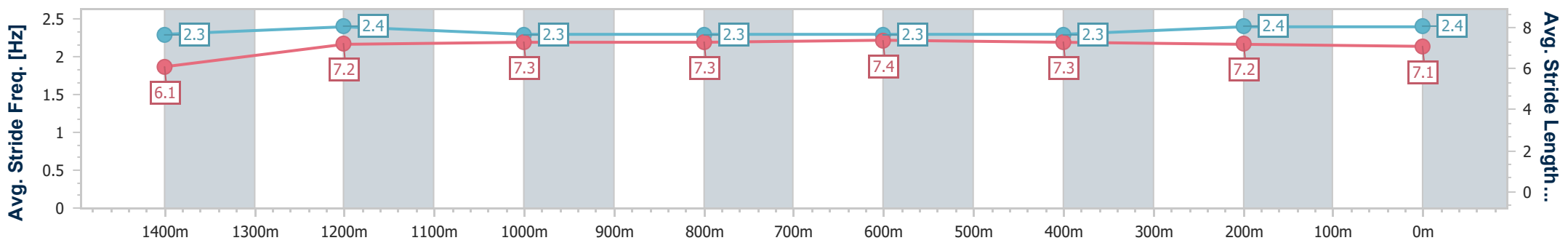
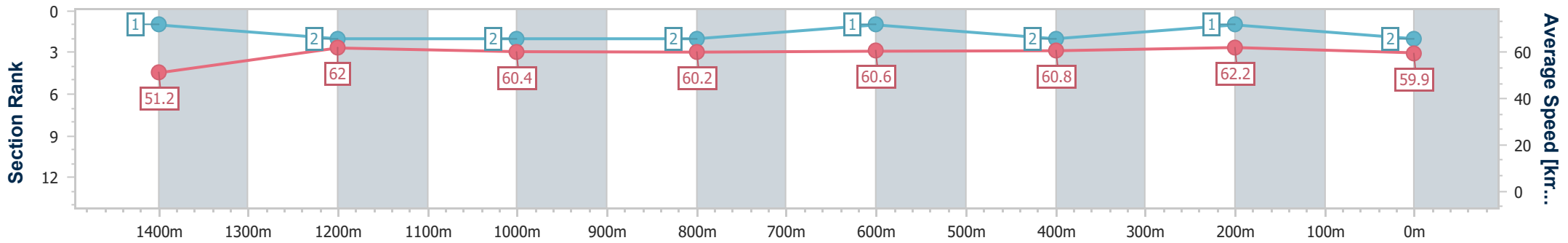
Horse/Jockey Name	Knowitall Jack
Final Rank	2
Fastest Section Time (Section)	0:11.22 (Overall)
Top Speed [km/h] (Section)	64.9 (Overall)
Race State	Finished



Mackay QLD Professional  
 Race 5: BECOME A MEMBER MTC BM55 Handicap - 1560m  
 19 March 2024 - 15:35  
 Track Rating: Good 4, Weather: Overcast, Rail Position: True



Section	Overall	1400m	1200m	1000m	800m	600m	400m	200m
Section Times	1:34.56 [2] (0:11.22)	1:23.34 [1] (0:11.76)	1:11.58 [2] (0:11.95)	0:59.63 [2] (0:12.03)	0:47.60 [2] (0:11.91)	0:35.69 [1] (0:12.00)	0:23.69 [2] (0:11.62)	0:12.07 [1] (0:12.07)
Average Speed [km/h]	51.2	62.0	60.4	60.2	60.6	60.8	62.2	59.9
Top Speed [km/h]	64.9	64.3	60.8	60.7	61.1	62.1	63.1	62.8
Avg. Dist. to Rail [m]	7.8	2.6	1.4	1.5	1.6	1.8	3.6	5.1
Avg. Stride Freq. [Hz]	2.3	2.4	2.3	2.3	2.3	2.3	2.4	2.4
Avg. Stride Length [m]	6.1	7.2	7.3	7.3	7.4	7.3	7.2	7.1



- [ ] Ranking at each section and finish
- .-.- No data available at this section
- NA No data available



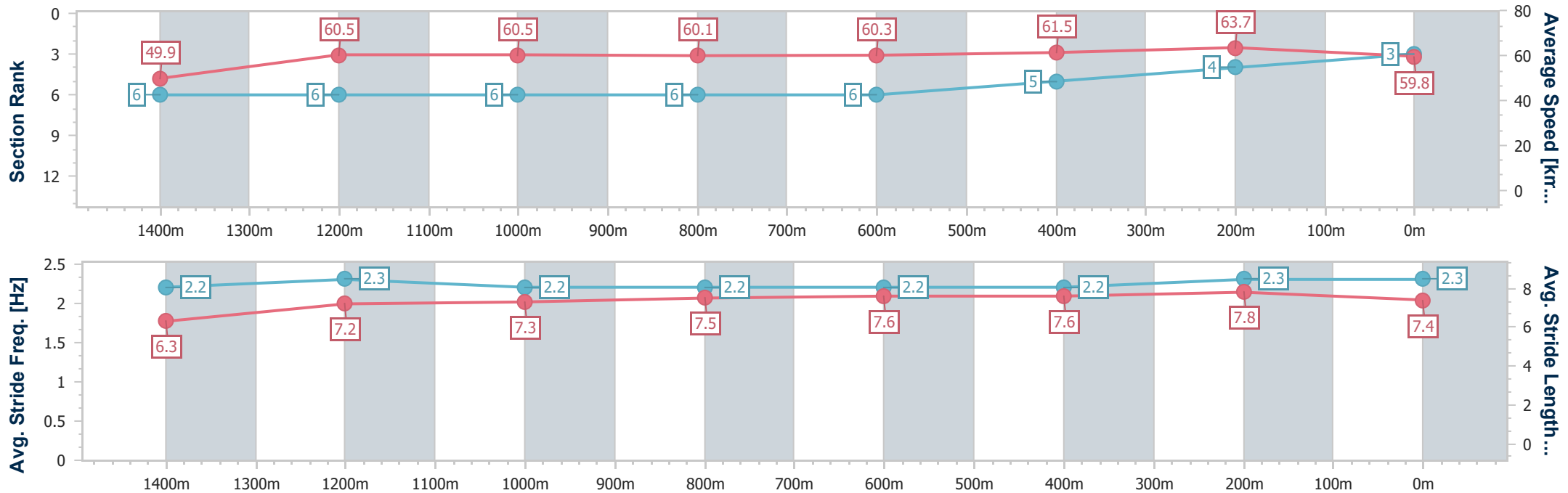
Horse/Jockey Name	Battle Sound
Final Rank	3
Fastest Section Time (Section)	0:11.47 (400m)
Top Speed [km/h] (Section)	66.1 (Overall)
Race State	Finished



Mackay QLD Professional  
 Race 5: BECOME A MEMBER MTC BM55 Handicap - 1560m  
 19 March 2024 - 15:35  
 Track Rating: Good 4, Weather: Overcast, Rail Position: True



Section	Overall	1400m	1200m	1000m	800m	600m	400m	200m
Section Times	1:34.85 [3] (0:11.51)	1:23.34 [6] (0:12.03)	1:11.31 [6] (0:11.96)	0:59.35 [6] (0:12.00)	0:47.35 [6] (0:11.95)	0:35.40 [6] (0:11.90)	0:23.50 [5] (0:11.47)	0:12.03 [4] (0:12.03)
Average Speed [km/h]	49.9	60.5	60.5	60.1	60.3	61.5	63.7	59.8
Top Speed [km/h]	66.1	61.2	61.1	60.8	61.2	63.2	64.3	63.2
Avg. Dist. to Rail [m]	2.3	1.9	1.5	1.0	1.1	2.1	6.3	8.1
Avg. Stride Freq. [Hz]	2.2	2.3	2.2	2.2	2.2	2.2	2.3	2.3
Avg. Stride Length [m]	6.3	7.2	7.3	7.5	7.6	7.6	7.8	7.4



- [ ] Ranking at each section and finish
- .-.- No data available at this section
- NA No data available



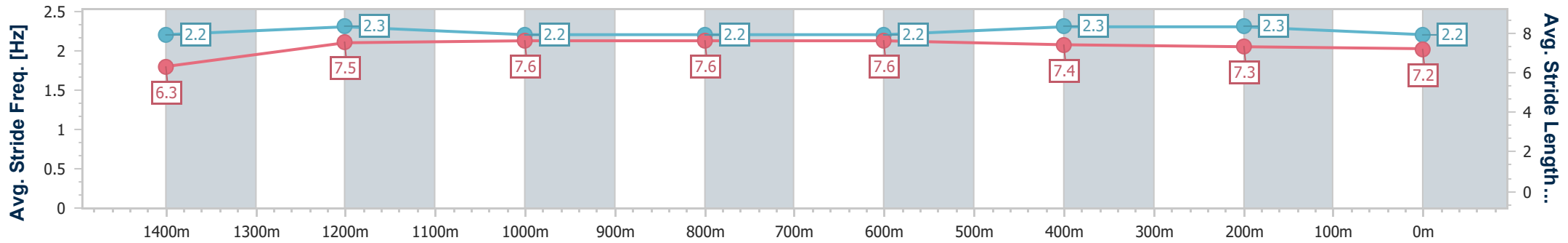
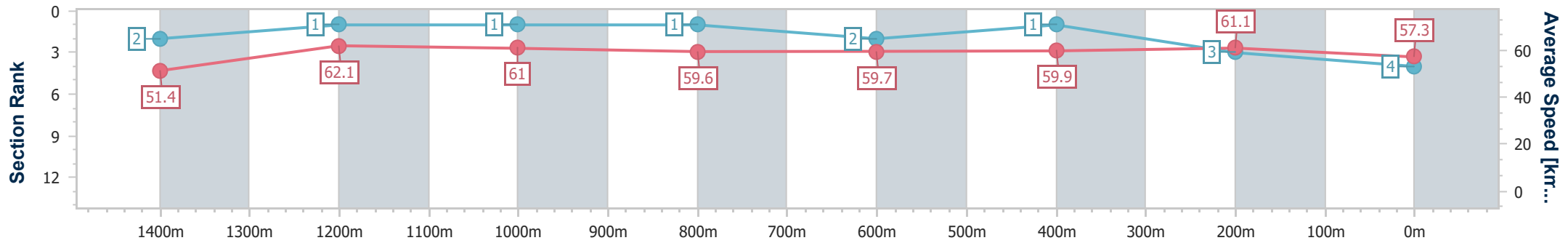
Horse/Jockey Name	I Say Boom
Final Rank	4
Fastest Section Time (Section)	0:11.27 (Overall)
Top Speed [km/h] (Section)	64.1 (1400m)
Race State	Finished



Mackay QLD Professional  
 Race 5: BECOME A MEMBER MTC BM55 Handicap - 1560m  
 19 March 2024 - 15:35  
 Track Rating: Good 4, Weather: Overcast, Rail Position: True



Section	Overall	1400m	1200m	1000m	800m	600m	400m	200m
Section Times	1:35.18 [4] (0:11.27)	1:23.91 [2] (0:11.66)	1:12.25 [1] (0:11.84)	1:00.41 [1] (0:12.14)	0:48.27 [1] (0:11.99)	0:36.28 [2] (0:11.92)	0:24.36 [1] (0:11.78)	0:12.58 [3] (0:12.58)
Average Speed [km/h]	51.4	62.1	61.0	59.6	59.7	59.9	61.1	57.3
Top Speed [km/h]	64.1	64.1	62.5	60.4	60.8	61.4	62.5	61.3
Avg. Dist. to Rail [m]	3.6	1.3	1.7	1.4	0.5	1.2	0.6	1.8
Avg. Stride Freq. [Hz]	2.2	2.3	2.2	2.2	2.2	2.3	2.3	2.2
Avg. Stride Length [m]	6.3	7.5	7.6	7.6	7.6	7.4	7.3	7.2



- [ ] Ranking at each section and finish
- .-.-.- No data available at this section
- NA No data available



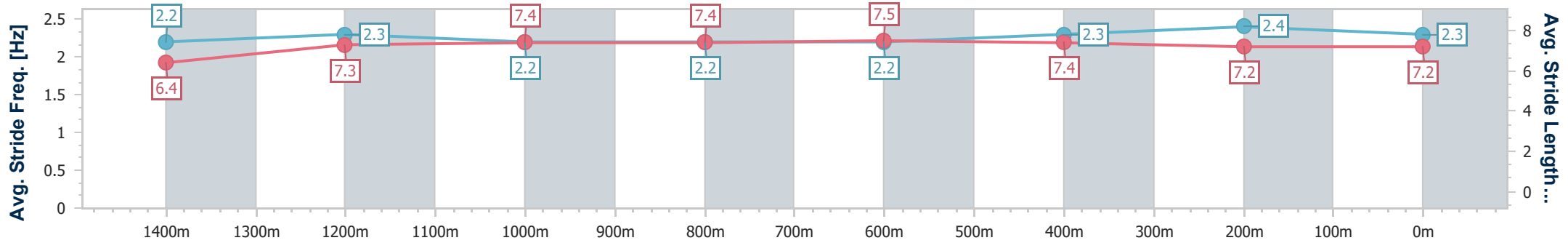
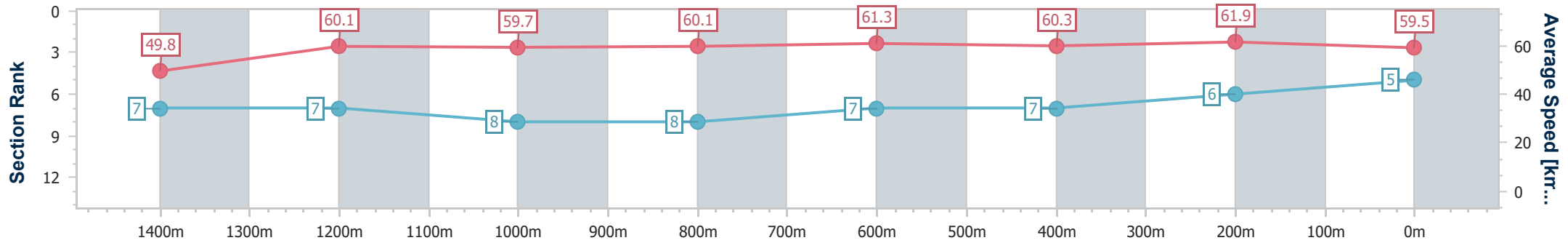
Horse/Jockey Name	Shadow Project
Final Rank	5
Fastest Section Time (Section)	0:11.57 (Overall)
Top Speed [km/h] (Section)	62.7 (400m)
Race State	Finished



Mackay QLD Professional  
 Race 5: BECOME A MEMBER MTC BM55 Handicap - 1560m  
 19 March 2024 - 15:35  
 Track Rating: Good 4, Weather: Overcast, Rail Position: True



Section	Overall	1400m	1200m	1000m	800m	600m	400m	200m
Section Times	1:35.20 [5] (0:11.57)	1:23.63 [7] (0:12.14)	1:11.49 [7] (0:12.06)	0:59.43 [8] (0:12.04)	0:47.39 [8] (0:11.73)	0:35.66 [7] (0:11.87)	0:23.79 [7] (0:11.68)	0:12.11 [6]
Average Speed [km/h]	49.8	60.1	59.7	60.1	61.3	60.3	61.9	59.5
Top Speed [km/h]	59.6	60.8	60.8	61.7	62.7	61.4	62.7	62.6
Avg. Dist. to Rail [m]	6.4	2.1	1.5	1.2	0.7	0.8	2.9	5.1
Avg. Stride Freq. [Hz]	2.2	2.3	2.2	2.2	2.2	2.3	2.4	2.3
Avg. Stride Length [m]	6.4	7.3	7.4	7.4	7.5	7.4	7.2	7.2



- [ ] Ranking at each section and finish
- .-.- No data available at this section
- NA No data available



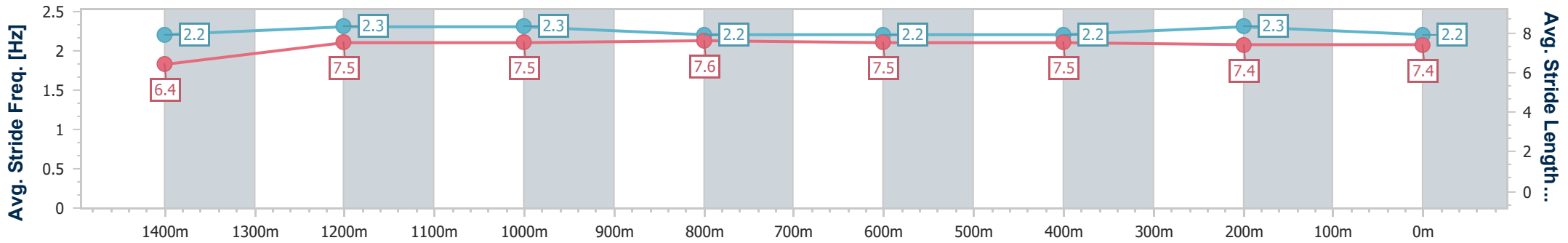
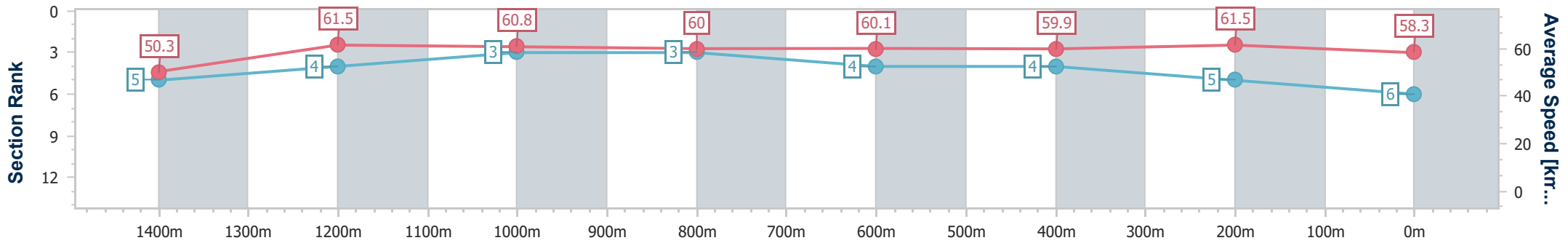
Horse/Jockey Name	Orca
Final Rank	6
Fastest Section Time (Section)	0:11.46 (Overall)
Top Speed [km/h] (Section)	63.4 (400m)
Race State	Finished



Mackay QLD Professional  
 Race 5: BECOME A MEMBER MTC BM55 Handicap - 1560m  
 19 March 2024 - 15:35  
 Track Rating: Good 4, Weather: Overcast, Rail Position: True



Section	Overall	1400m	1200m	1000m	800m	600m	400m	200m
Section Times	1:35.30 [6] (0:11.46)	1:23.84 [5] (0:11.78)	1:12.06 [4] (0:11.84)	1:00.22 [3] (0:12.06)	0:48.16 [3] (0:12.00)	0:36.16 [4] (0:12.06)	0:24.10 [4] (0:11.72)	0:12.38 [5] (0:12.38)
Average Speed [km/h]	50.3	61.5	60.8	60.0	60.1	59.9	61.5	58.3
Top Speed [km/h]	60.6	62.0	62.0	60.2	60.6	60.8	63.4	60.8
Avg. Dist. to Rail [m]	1.8	0.9	0.4	0.3	0.8	0.7	1.5	2.6
Avg. Stride Freq. [Hz]	2.2	2.3	2.3	2.2	2.2	2.2	2.3	2.2
Avg. Stride Length [m]	6.4	7.5	7.5	7.6	7.5	7.5	7.4	7.4



- [ ] Ranking at each section and finish
- .-.- No data available at this section
- NA No data available



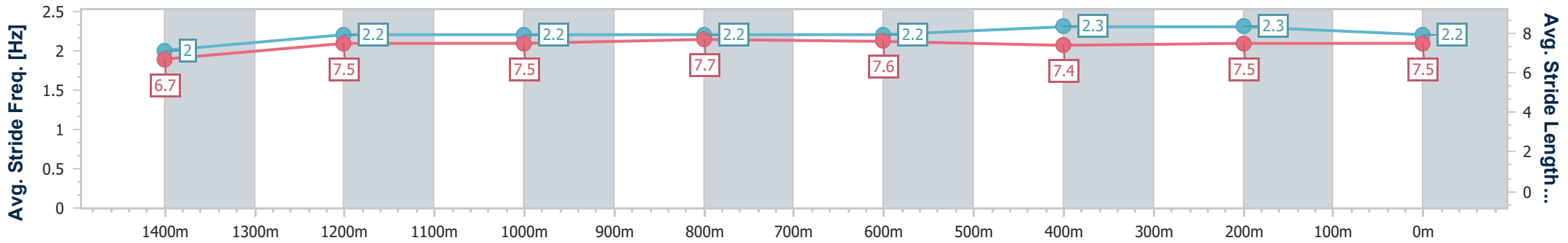
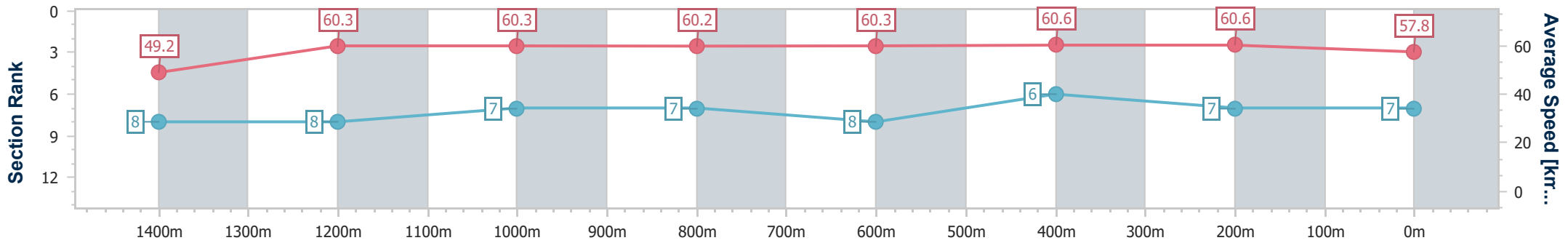
Horse/Jockey Name	Mohahna
Final Rank	7
Fastest Section Time (Section)	0:11.71 (Overall)
Top Speed [km/h] (Section)	62.1 (400m)
Race State	Finished



Mackay QLD Professional  
 Race 5: BECOME A MEMBER MTC BM55 Handicap - 1560m  
 19 March 2024 - 15:35  
 Track Rating: Good 4, Weather: Overcast, Rail Position: True



Section	Overall	1400m	1200m	1000m	800m	600m	400m	200m
Section Times	1:35.62 [7] (0:11.71)	1:23.91 [8] (0:12.04)	1:11.87 [8] (0:11.97)	0:59.90 [7] (0:11.99)	0:47.91 [7] (0:11.94)	0:35.97 [8] (0:11.71)	0:24.26 [6] (0:11.80)	0:12.46 [7] (0:12.46)
Average Speed [km/h]	49.2	60.3	60.3	60.2	60.3	60.6	60.6	57.8
Top Speed [km/h]	60.4	61.0	61.1	60.8	61.3	61.1	62.1	61.2
Avg. Dist. to Rail [m]	5.7	2.0	1.3	1.0	1.1	2.2	1.3	2.5
Avg. Stride Freq. [Hz]	2.0	2.2	2.2	2.2	2.2	2.3	2.3	2.2
Avg. Stride Length [m]	6.7	7.5	7.5	7.7	7.6	7.4	7.5	7.5



- [ ] Ranking at each section and finish
- .-.- No data available at this section
- NA No data available



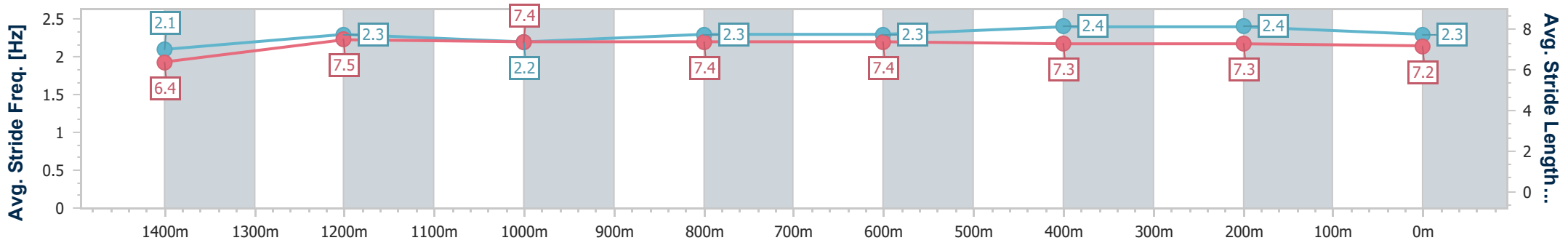
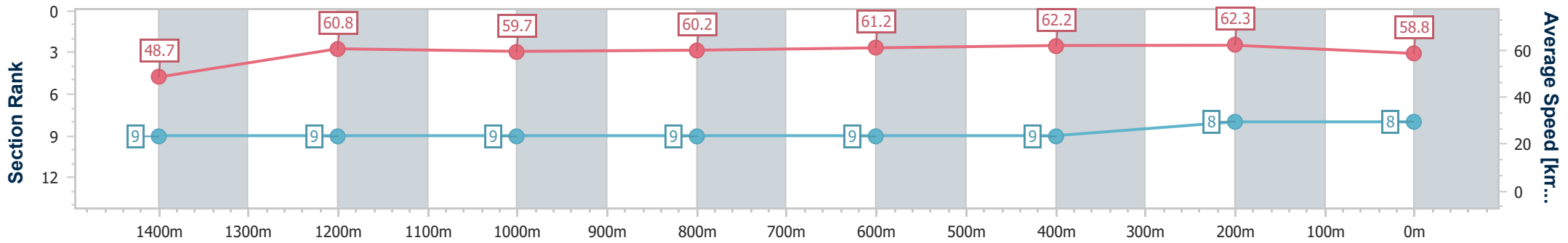
Horse/Jockey Name	Marshy
Final Rank	8
Fastest Section Time (Section)	0:11.69 (400m)
Top Speed [km/h] (Section)	64.0 (400m)
Race State	Finished



Mackay QLD Professional  
 Race 5: BECOME A MEMBER MTC BM55 Handicap - 1560m  
 19 March 2024 - 15:35  
 Track Rating: Good 4, Weather: Overcast, Rail Position: True



Section	Overall	1400m	1200m	1000m	800m	600m	400m	200m
Section Times	1:35.68 [8] (0:11.84)	1:23.84 [9] (0:12.03)	1:11.81 [9] (0:12.12)	0:59.69 [9] (0:12.00)	0:47.69 [9] (0:11.85)	0:35.84 [9] (0:11.90)	0:23.94 [9] (0:11.69)	0:12.25 [8] (0:12.25)
Average Speed [km/h]	48.7	60.8	59.7	60.2	61.2	62.2	62.3	58.8
Top Speed [km/h]	61.7	61.4	60.9	61.7	62.0	64.0	64.0	61.6
Avg. Dist. to Rail [m]	6.5	2.8	2.2	1.6	2.5	3.6	4.9	5.0
Avg. Stride Freq. [Hz]	2.1	2.3	2.2	2.3	2.3	2.4	2.4	2.3
Avg. Stride Length [m]	6.4	7.5	7.4	7.4	7.4	7.3	7.3	7.2



- [ ] Ranking at each section and finish
- .-.- No data available at this section
- NA No data available



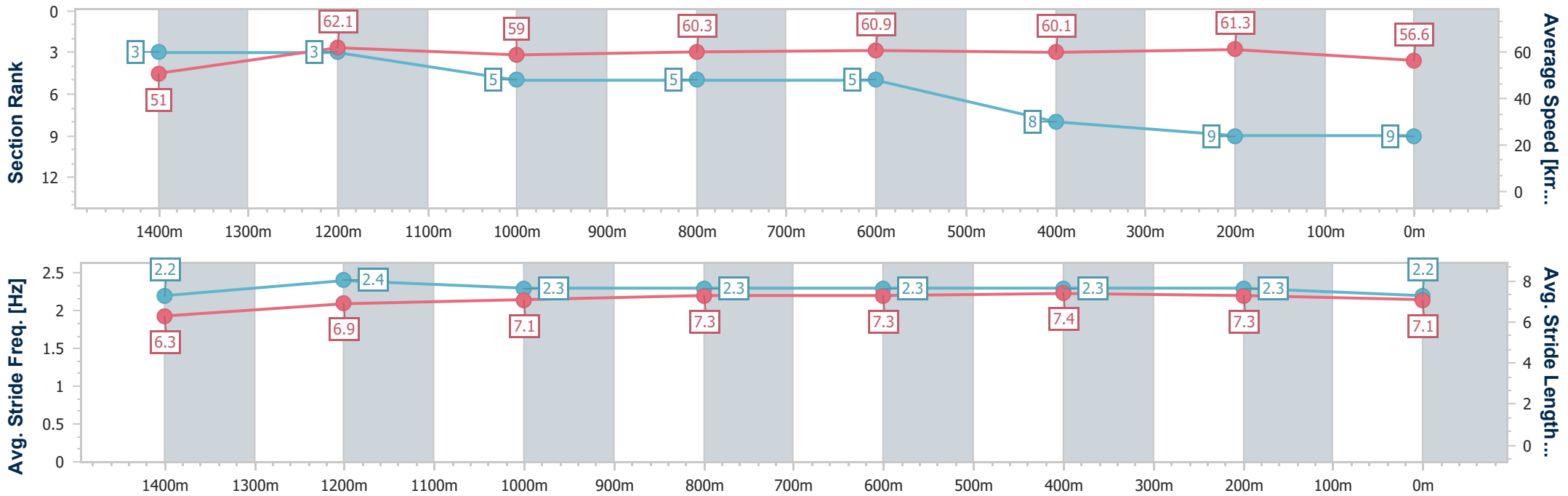
Horse/Jockey Name	He's The One
Final Rank	9
Fastest Section Time (Section)	0:11.34 (Overall)
Top Speed [km/h] (Section)	64.7 (1400m)
Race State	Finished



Mackay QLD Professional  
 Race 5: BECOME A MEMBER MTC BM55 Handicap - 1560m  
 19 March 2024 - 15:35  
 Track Rating: Good 4, Weather: Overcast, Rail Position: True



Section	Overall	1400m	1200m	1000m	800m	600m	400m	200m
Section Times	1:36.18 [9] (0:11.34)	1:24.84 [3] (0:11.85)	1:12.99 [3] (0:12.28)	1:00.71 [5] (0:12.03)	0:48.68 [5] (0:11.93)	0:36.75 [5] (0:12.21)	0:24.54 [8] (0:11.84)	0:12.70 [9] (0:12.70)
Average Speed [km/h]	51.0	62.1	59.0	60.3	60.9	60.1	61.3	56.6
Top Speed [km/h]	63.8	64.7	60.2	61.0	61.4	61.1	62.1	61.3
Avg. Dist. to Rail [m]	9.2	4.4	3.4	2.5	2.4	2.6	3.9	4.0
Avg. Stride Freq. [Hz]	2.2	2.4	2.3	2.3	2.3	2.3	2.3	2.2
Avg. Stride Length [m]	6.3	6.9	7.1	7.3	7.3	7.4	7.3	7.1



- [ ] Ranking at each section and finish
- .-.- No data available at this section
- NA No data available





Horse/Jockey Name	Density
Final Rank	10
Fastest Section Time (Section)	0:11.84 (800m)
Top Speed [km/h] (Section)	62.1 (1400m)
Race State	Finished



### Mackay QLD Professional

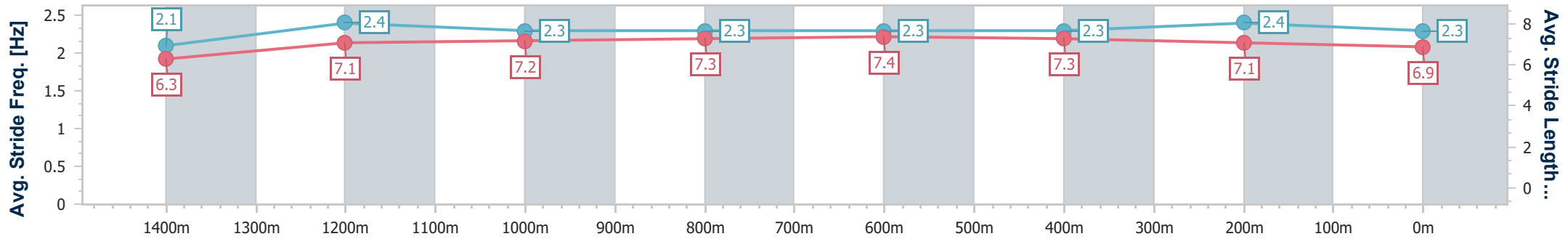
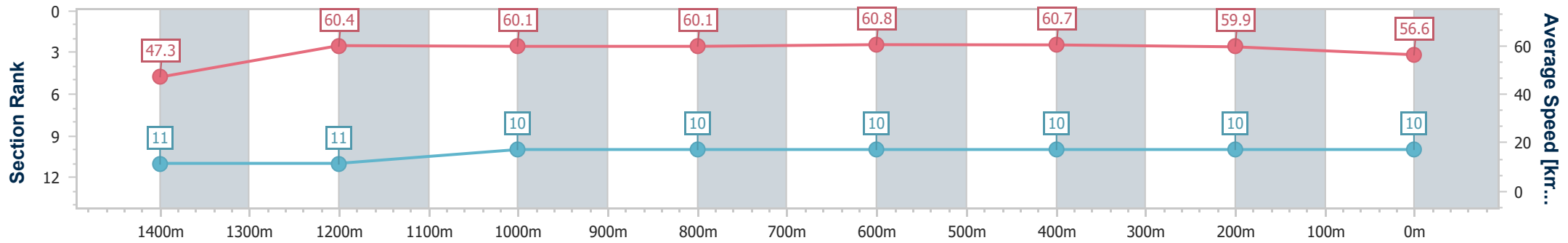
Race 5: BECOME A MEMBER MTC BM55 Handicap - 1560m

19 March 2024 - 15:35

Track Rating: Good 4, Weather: Overcast, Rail Position: True



Section	Overall	1400m	1200m	1000m	800m	600m	400m	200m
Section Times	1:36.67 [10] (0:12.21)	1:24.46 [11] (0:12.00)	1:12.46 [11] (0:11.96)	1:00.50 [10] (0:12.04)	0:48.46 [10] (0:11.84)	0:36.62 [10] (0:11.84)	0:24.78 [10] (0:12.04)	0:12.74 [10] (0:12.74)
Average Speed [km/h]	47.3	60.4	60.1	60.1	60.8	60.7	59.9	56.6
Top Speed [km/h]	60.5	62.1	60.7	60.8	62.0	61.9	61.4	60.6
Avg. Dist. to Rail [m]	5.4	1.1	1.0	0.5	0.4	1.0	3.1	2.9
Avg. Stride Freq. [Hz]	2.1	2.4	2.3	2.3	2.3	2.3	2.4	2.3
Avg. Stride Length [m]	6.3	7.1	7.2	7.3	7.4	7.3	7.1	6.9



- [ ] Ranking at each section and finish
- .-.- No data available at this section
- NA No data available



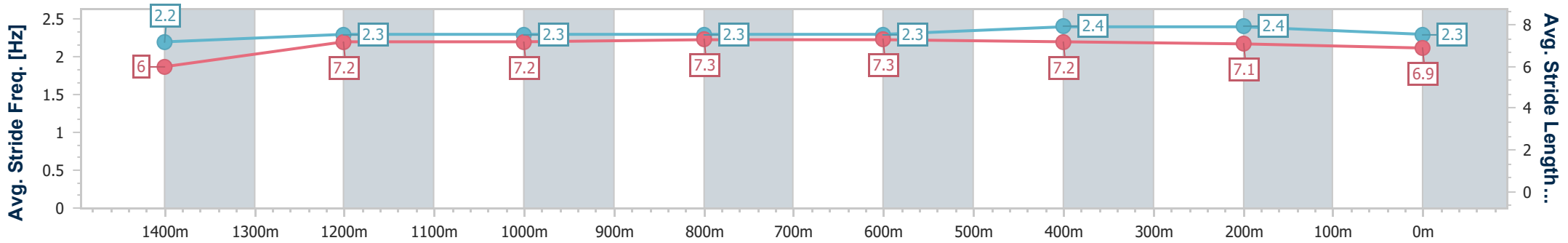
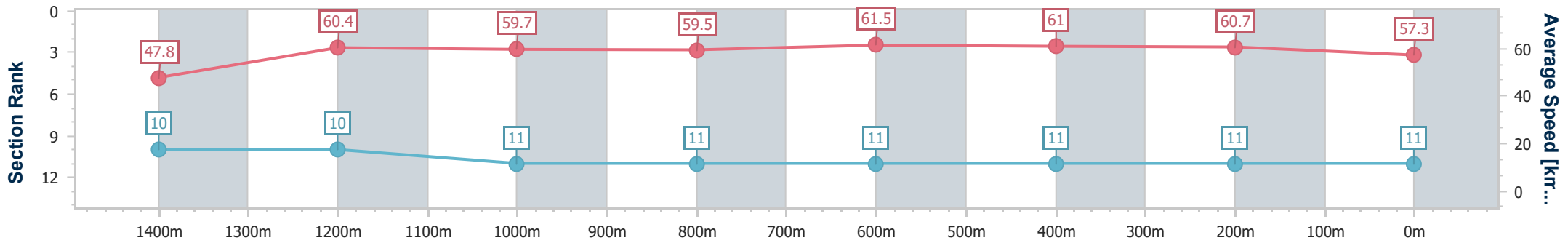
Horse/Jockey Name	Capital Girl
Final Rank	11
Fastest Section Time (Section)	0:11.78 (800m)
Top Speed [km/h] (Section)	63.0 (800m)
Race State	Finished



Mackay QLD Professional  
 Race 5: BECOME A MEMBER MTC BM55 Handicap - 1560m  
 19 March 2024 - 15:35  
 Track Rating: Good 4, Weather: Overcast, Rail Position: True



Section	Overall	1400m	1200m	1000m	800m	600m	400m	200m
Section Times	1:36.72 [11] (0:12.06)	1:24.66 [10] (0:12.10)	1:12.56 [10] (0:12.10)	1:00.46 [11] (0:12.13)	0:48.33 [11] (0:11.78)	0:36.55 [11] (0:11.97)	0:24.58 [11] (0:11.99)	0:12.59 [11] (0:12.59)
Average Speed [km/h]	47.8	60.4	59.7	59.5	61.5	61.0	60.7	57.3
Top Speed [km/h]	60.9	61.7	60.5	61.0	63.0	61.7	61.3	59.9
Avg. Dist. to Rail [m]	9.2	2.8	2.1	1.4	1.3	2.1	4.5	5.5
Avg. Stride Freq. [Hz]	2.2	2.3	2.3	2.3	2.3	2.4	2.4	2.3
Avg. Stride Length [m]	6.0	7.2	7.2	7.3	7.3	7.2	7.1	6.9



- [ ] Ranking at each section and finish
- .-.- No data available at this section
- NA No data available

Track Rating: Good 4, Weather: Overcast, Rail Position: True

Section		Overall	1000m	800m	600m	400m	200m	Last 600m					
Field Times		1:10.45 (0:13.42)	0:57.03 (0:11.26)	0:45.77 (0:11.29)	0:34.48 (0:11.34)	0:23.14 (0:11.39)	0:11.75 (0:11.75)	0:34.48					
Rank	TAB Horse/Jockey	Barrier	Top Speed [km/h]	Fastest Section								Margin	Distance Travelled [m]
1	1 THISLAND IS MYLAND Justin Huxtable	1	66.8 1000m	0:11.15 400m	1:10.45 [1] (0:13.71)	0:56.74 [5] (0:11.21)	0:45.53 [4] (0:11.34)	0:34.19 [4] (0:11.29)	0:22.90 [3] (0:11.15)	0:11.75 [1] (0:11.75)	1:10.45	0:34.19	
2	8 AIDENABET Jason Taylor	8	65.8 800m	0:11.22 800m	1:10.68 [2] (0:13.93)	0:56.75 [6] (0:11.27)	0:45.48 [6] (0:11.22)	0:34.26 [6] (0:11.29)	0:22.97 [6] (0:11.25)	0:11.72 [4] (0:11.72)	0.23L	0:34.26	-6
3	4 TRACK TALE Les Tilley	4	67.2 Overall	0:11.22 600m	1:10.74 [3] (0:13.44)	0:57.30 [2] (0:11.31)	0:45.99 [2] (0:11.39)	0:34.60 [3] (0:11.22)	0:23.38 [2] (0:11.36)	0:12.02 [2] (0:12.02)	0.06L	0:34.60	-3
4	6 ACOUSTIX Nathan Thomas	6	66.2 Overall	0:11.26 1000m	1:11.17 [4] (0:13.42)	0:57.75 [1] (0:11.26)	0:46.49 [1] (0:11.29)	0:35.20 [1] (0:11.34)	0:23.86 [1] (0:11.48)	0:12.38 [3] (0:12.38)	0.43L	0:35.20	-5
5	2 BRING ME FLOWERS Justin Stanley	2	66.0 Overall	0:11.32 1000m	1:11.20 [5] (0:13.62)	0:57.58 [4] (0:11.32)	0:46.26 [5] (0:11.38)	0:34.88 [5] (0:11.33)	0:23.55 [4] (0:11.36)	0:12.19 [5] (0:12.19)	0.03L	0:34.88	-6
6	7 HARVESTA Nicole Seymour	7	66.2 Overall	0:11.17 1000m	1:11.29 [6] (0:13.61)	0:57.68 [3] (0:11.17)	0:46.51 [3] (0:11.32)	0:35.19 [2] (0:11.57)	0:23.62 [5] (0:11.50)	0:12.12 [6] (0:12.12)	0.09L	0:35.19	+2

Scratched: Starhattan (#5), Flaming Homer (#9), Bold Hunter (#3)



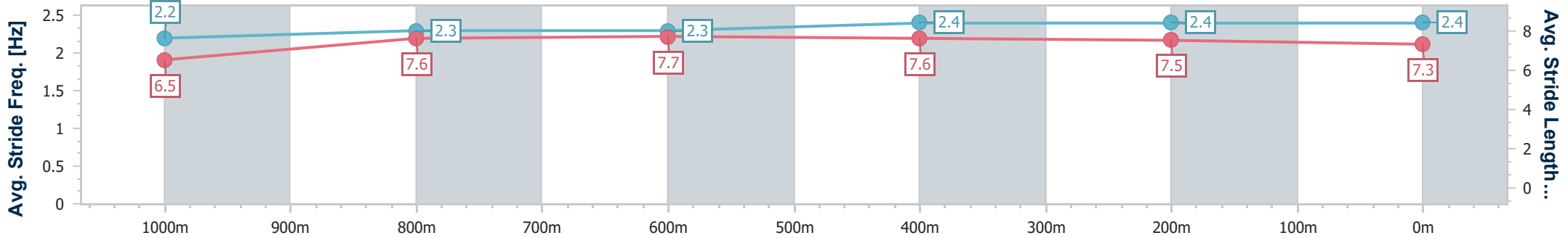
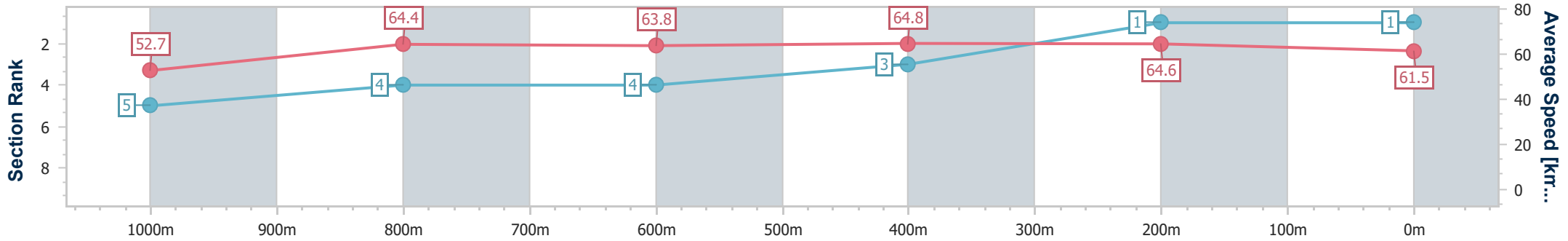
Horse/Jockey Name	Thisland Is Myland
Final Rank	1
Fastest Section Time (Section)	0:11.15 (400m)
Top Speed [km/h] (Section)	66.8 (1000m)
Race State	Finished



Mackay QLD Professional  
 Race 6: LADBROKES RACING CLUB BM70 Handicap - 1200m  
 19 March 2024 - 16:10  
 Track Rating: Good 4, Weather: Overcast, Rail Position: True



Section	Overall	1000m	800m	600m	400m	200m
Section Times	1:10.45 [1] (0:13.71)	0:56.74 [5] (0:11.21)	0:45.53 [4] (0:11.34)	0:34.19 [4] (0:11.29)	0:22.90 [3] (0:11.15)	0:11.75 [1] (0:11.75)
Average Speed [km/h]	52.7	64.4	63.8	64.8	64.6	61.5
Top Speed [km/h]	66.1	66.8	64.8	66.2	65.8	65.4
Avg. Dist. to Rail [m]	4.0	1.1	1.3	1.9	3.7	5.5
Avg. Stride Freq. [Hz]	2.2	2.3	2.3	2.4	2.4	2.4
Avg. Stride Length [m]	6.5	7.6	7.7	7.6	7.5	7.3



- [ ] Ranking at each section and finish
- .-.- No data available at this section
- NA No data available



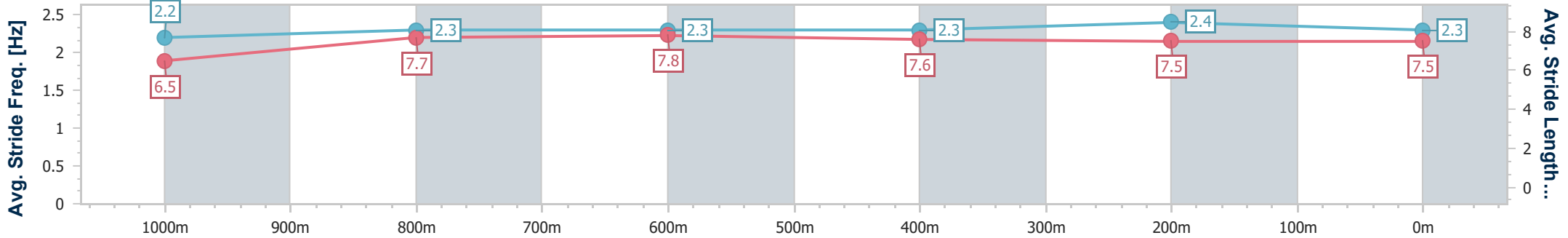
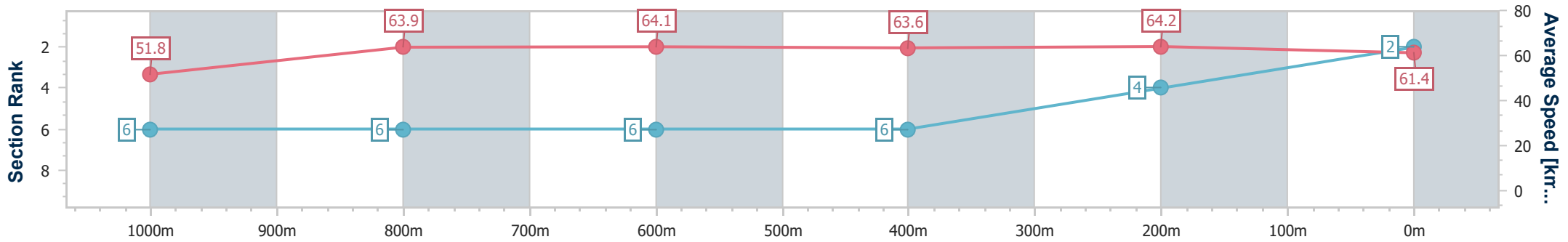
Horse/Jockey Name	Aidenabet
Final Rank	2
Fastest Section Time (Section)	0:11.22 (800m)
Top Speed [km/h] (Section)	65.8 (800m)
Race State	Finished



Mackay QLD Professional  
 Race 6: LADBROKES RACING CLUB BM70 Handicap - 1200m  
 19 March 2024 - 16:10  
 Track Rating: Good 4, Weather: Overcast, Rail Position: True



Section	Overall	1000m	800m	600m	400m	200m
Section Times	1:10.68 [2] (0:13.93)	0:56.75 [6] (0:11.27)	0:45.48 [6] (0:11.22)	0:34.26 [6] (0:11.29)	0:22.97 [6] (0:11.25)	0:11.72 [4]
Average Speed [km/h]	51.8	63.9	64.1	63.6	64.2	61.4
Top Speed [km/h]	65.5	65.8	65.8	64.6	65.5	64.3
Avg. Dist. to Rail [m]	1.8	0.5	0.6	0.5	3.2	6.1
Avg. Stride Freq. [Hz]	2.2	2.3	2.3	2.3	2.4	2.3
Avg. Stride Length [m]	6.5	7.7	7.8	7.6	7.5	7.5



- [ ] Ranking at each section and finish
- .-.- No data available at this section
- NA No data available



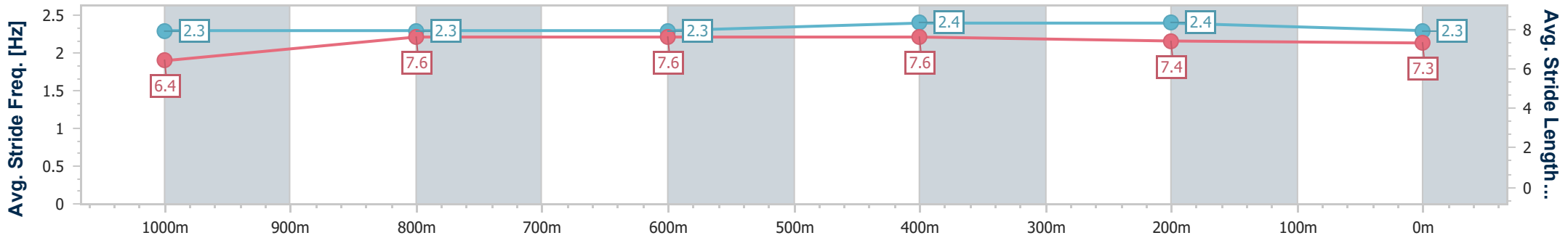
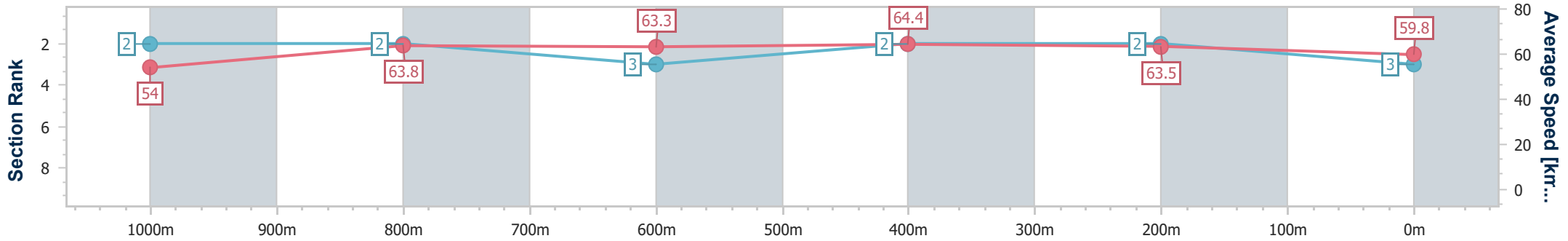
Horse/Jockey Name	Track Tale
Final Rank	3
Fastest Section Time (Section)	0:11.22 (600m)
Top Speed [km/h] (Section)	67.2 (Overall)
Race State	Finished



Mackay QLD Professional  
 Race 6: LADBROKES RACING CLUB BM70 Handicap - 1200m  
 19 March 2024 - 16:10  
 Track Rating: Good 4, Weather: Overcast, Rail Position: True



Section	Overall	1000m	800m	600m	400m	200m
Section Times	1:10.74 [3] (0:13.44)	0:57.30 [2] (0:11.31)	0:45.99 [2] (0:11.39)	0:34.60 [3] (0:11.22)	0:23.38 [2] (0:11.36)	0:12.02 [2] (0:12.02)
Average Speed [km/h]	54.0	63.8	63.3	64.4	63.5	59.8
Top Speed [km/h]	67.2	67.1	64.7	65.5	64.5	62.4
Avg. Dist. to Rail [m]	6.6	0.9	0.4	0.4	2.1	4.0
Avg. Stride Freq. [Hz]	2.3	2.3	2.3	2.4	2.4	2.3
Avg. Stride Length [m]	6.4	7.6	7.6	7.6	7.4	7.3



- [ ] Ranking at each section and finish
- .-.- No data available at this section
- NA No data available



Horse/Jockey Name	Acoustix
Final Rank	4
Fastest Section Time (Section)	0:11.26 (1000m)
Top Speed [km/h] (Section)	66.2 (Overall)
Race State	Finished



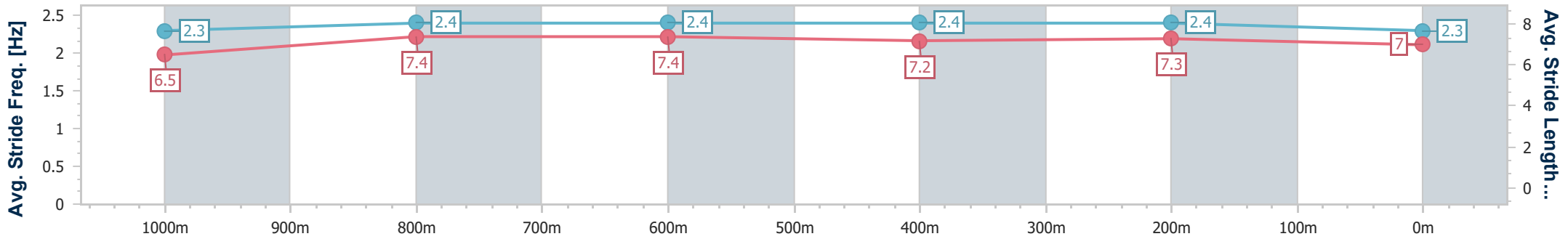
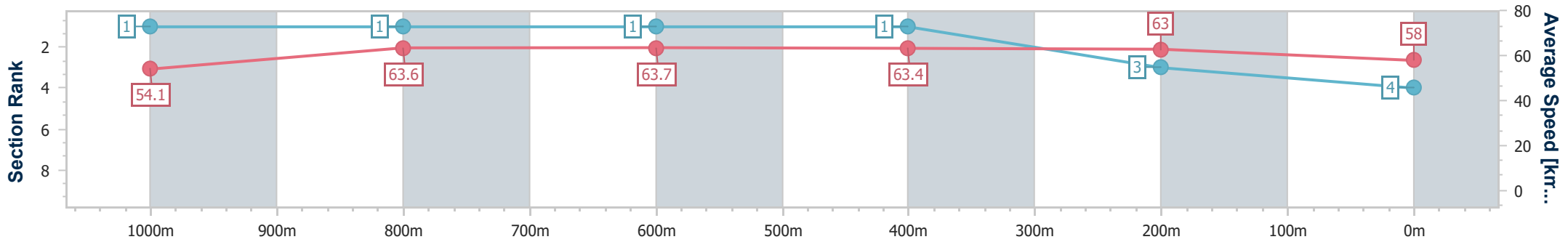
Mackay QLD Professional  
Race 6: LADBROKES RACING CLUB BM70 Handicap - 1200m



19 March 2024 - 16:10

Track Rating: Good 4, Weather: Overcast, Rail Position: True

Section	Overall	1000m	800m	600m	400m	200m
Section Times	1:11.17 [4] (0:13.42)	0:57.75 [1] (0:11.26)	0:46.49 [1] (0:11.29)	0:35.20 [1] (0:11.34)	0:23.86 [1] (0:11.48)	0:12.38 [3] (0:12.38)
Average Speed [km/h]	54.1	63.6	63.7	63.4	63.0	58.0
Top Speed [km/h]	66.2	66.1	64.7	64.8	63.7	61.3
Avg. Dist. to Rail [m]	4.5	0.5	0.8	0.6	1.8	2.0
Avg. Stride Freq. [Hz]	2.3	2.4	2.4	2.4	2.4	2.3
Avg. Stride Length [m]	6.5	7.4	7.4	7.2	7.3	7.0



- [ ] Ranking at each section and finish
- .-.- No data available at this section
- NA No data available



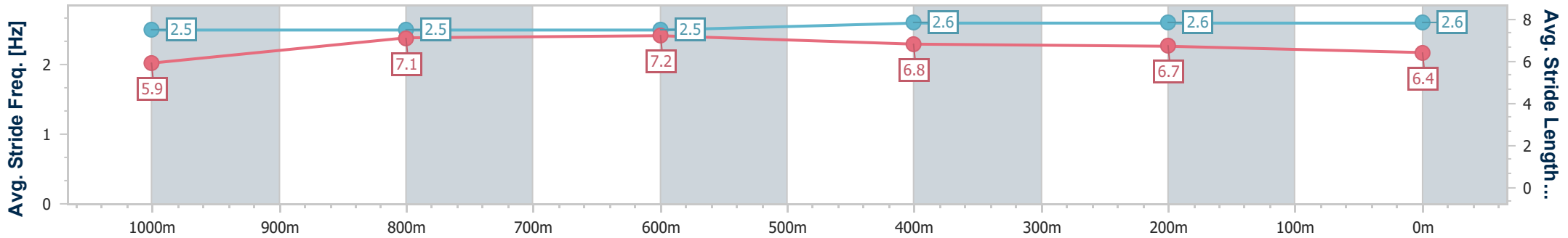
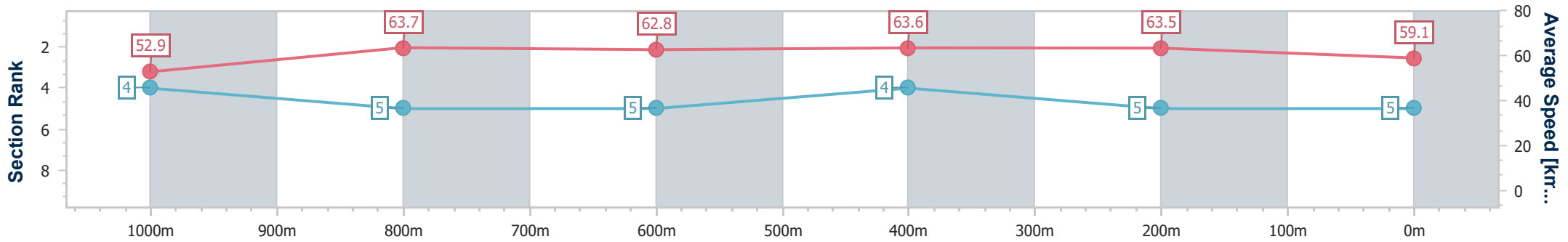
Horse/Jockey Name	Bring Me Flowers
Final Rank	5
Fastest Section Time (Section)	0:11.32 (1000m)
Top Speed [km/h] (Section)	66.0 (Overall)
Race State	Finished



Mackay QLD Professional  
 Race 6: LADBROKES RACING CLUB BM70 Handicap - 1200m  
 19 March 2024 - 16:10  
 Track Rating: Good 4, Weather: Overcast, Rail Position: True



Section	Overall	1000m	800m	600m	400m	200m
Section Times	1:11.20 [5] (0:13.62)	0:57.58 [4] (0:11.32)	0:46.26 [5] (0:11.38)	0:34.88 [5] (0:11.33)	0:23.55 [4] (0:11.36)	0:12.19 [5] (0:12.19)
Average Speed [km/h]	52.9	63.7	62.8	63.6	63.5	59.1
Top Speed [km/h]	66.0	65.8	64.9	64.8	64.4	63.1
Avg. Dist. to Rail [m]	1.8	0.6	0.7	1.1	1.9	2.9
Avg. Stride Freq. [Hz]	2.5	2.5	2.5	2.6	2.6	2.6
Avg. Stride Length [m]	5.9	7.1	7.2	6.8	6.7	6.4



- [ ] Ranking at each section and finish
- .-.- No data available at this section
- NA No data available





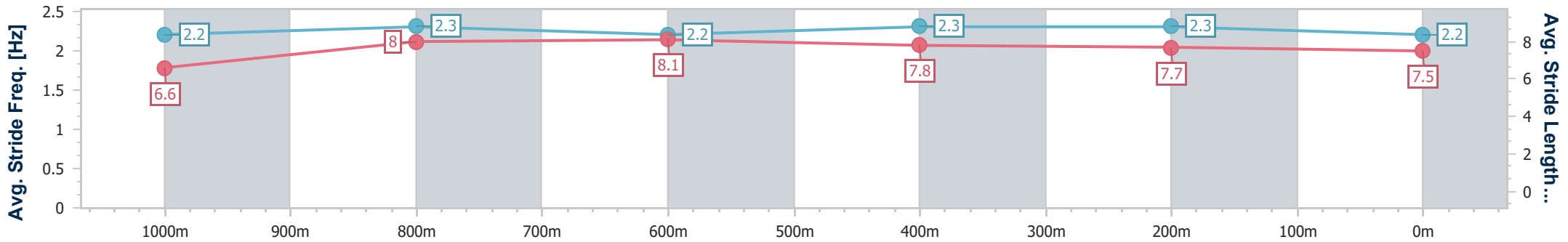
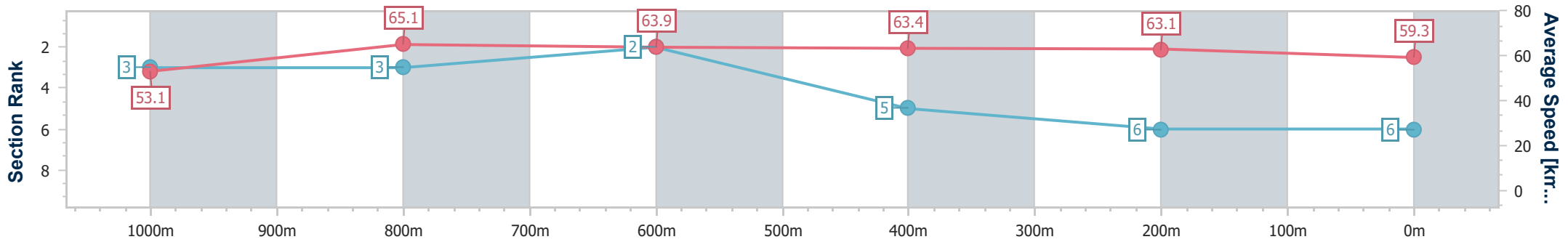
Horse/Jockey Name	Harvesta
Final Rank	6
Fastest Section Time (Section)	0:11.17 (1000m)
Top Speed [km/h] (Section)	66.2 (Overall)
Race State	Finished



Mackay QLD Professional  
 Race 6: LADBROKES RACING CLUB BM70 Handicap - 1200m  
 19 March 2024 - 16:10  
 Track Rating: Good 4, Weather: Overcast, Rail Position: True



Section	Overall	1000m	800m	600m	400m	200m
Section Times	1:11.29 [6] (0:13.61)	0:57.68 [3] (0:11.17)	0:46.51 [3] (0:11.32)	0:35.19 [2] (0:11.57)	0:23.62 [5] (0:11.50)	0:12.12 [6] (0:12.12)
Average Speed [km/h]	53.1	65.1	63.9	63.4	63.1	59.3
Top Speed [km/h]	66.2	65.8	64.4	64.1	63.8	62.5
Avg. Dist. to Rail [m]	3.9	1.8	1.7	2.5	5.4	6.5
Avg. Stride Freq. [Hz]	2.2	2.3	2.2	2.3	2.3	2.2
Avg. Stride Length [m]	6.6	8.0	8.1	7.8	7.7	7.5



- [ ] Ranking at each section and finish
- .-.- No data available at this section
- NA No data available



# Mackay QLD Professional

## Race 7: RACING AGAIN FRIDAY 12TH APRIL 0 - 55 Handicap - 1100m

19 March 2024 - 16:52



MACKAY TURF CLUB  
Ooralea Racecourse

Track Rating: Good 4, Weather: Overcast, Rail Position: True

Section												Last 600m		
Field Times		Overall	1000m	800m	600m	400m	200m						0:35.23	
		1:05.11 (0:07.79)	0:57.32 (0:10.97)	0:46.35 (0:11.12)	0:35.23 (0:11.62)	0:23.61 (0:11.49)	0:12.12 (0:12.12)							
Rank	TAB	Horse/Jockey	Barrier	Top Speed [km/h]	Fastest Section								Margin	Distance Travelled [m]
1	5	SKREATCH	5	66.3	0:07.82	1:05.11 [1]	0:57.29 [2]	0:46.07 [3]	0:34.85 [3]	0:23.38 [3]	0:12.03 [2]	1:05.11	0:34.85	
		Les Tilley		1000m	Overall	(0:07.82)	(0:11.22)	(0:11.22)	(0:11.47)	(0:11.35)	(0:12.03)			
2	10	AOLANI	10	65.9	0:08.18	1:05.15 [2]	0:56.97 [8]	0:45.76 [8]	0:34.49 [8]	0:23.03 [7]	0:11.73 [5]	0.04L	0:34.49	+5
		Gabrielle Semmens		1000m	Overall	(0:08.18)	(0:11.21)	(0:11.27)	(0:11.46)	(0:11.30)	(0:11.73)			
3	8	MISS SHALAA	8	66.3	0:07.89	1:05.27 [3]	0:57.38 [4]	0:46.15 [4]	0:34.92 [5]	0:23.34 [5]	0:11.89 [4]	0.12L	0:34.92	+6
		Nicole Seymour		1000m	Overall	(0:07.89)	(0:11.23)	(0:11.23)	(0:11.58)	(0:11.45)	(0:11.89)			
4	9	SILENT ANGEL	9	67.1	0:07.95	1:05.29 [4]	0:57.34 [5]	0:46.13 [5]	0:34.95 [4]	0:23.66 [2]	0:12.01 [3]	0.02L	0:34.95	-3
		Georgina Cartwright		400m	Overall	(0:07.95)	(0:11.21)	(0:11.18)	(0:11.29)	(0:11.65)	(0:12.01)			
5	14	ICE SKATER	14	68.2	0:07.79	1:05.30 [5]	0:57.51 [1]	0:46.54 [1]	0:35.42 [1]	0:23.80 [1]	0:12.31 [1]	0.01L	0:35.42	+5
		Tasha Chambers		1000m	Overall	(0:07.79)	(0:10.97)	(0:11.12)	(0:11.62)	(0:11.49)	(0:12.31)			
6	1	IAMRUSTYPARKER	1	66.0	0:08.04	1:05.57 [6]	0:57.53 [7]	0:46.28 [6]	0:35.03 [6]	0:23.49 [6]	0:12.11 [6]	0.27L	0:35.03	+0
		Justin Huxtable		1000m	Overall	(0:08.04)	(0:11.25)	(0:11.25)	(0:11.54)	(0:11.38)	(0:12.11)			
7	2	VOLARCHI	2	66.1	0:08.56	1:05.93 [7]	0:57.37 [10]	0:46.21 [10]	0:34.92 [10]	0:23.44 [10]	0:11.95 [9]	0.36L	0:34.92	-3
		Adam Sewell		1000m	Overall	(0:08.56)	(0:11.16)	(0:11.29)	(0:11.48)	(0:11.49)	(0:11.95)			
8	15	QUEENSLANDER	15	66.9	0:08.22	1:06.05 [8]	0:57.83 [9]	0:46.45 [9]	0:35.18 [9]	0:23.71 [9]	0:12.13 [8]	0.12L	0:35.18	-2
		Jason Taylor		1000m	Overall	(0:08.22)	(0:11.38)	(0:11.27)	(0:11.47)	(0:11.58)	(0:12.13)			
9	12	CHATILLY	12	67.3	0:07.83	1:06.13 [9]	0:58.30 [3]	0:47.35 [2]	0:36.20 [2]	0:24.34 [4]	0:12.57 [7]	0.08L	0:36.20	+2
		Nikki Olzard		1000m	Overall	(0:07.83)	(0:10.95)	(0:11.15)	(0:11.86)	(0:11.77)	(0:12.57)			
10	4	KWINERN	4	64.9	0:08.02	1:07.49 [10]	0:59.47 [6]	0:48.19 [7]	0:36.95 [7]	0:25.25 [8]	0:13.29 [10]	1.36L	0:36.95	-3
		Nathan Thomas		1000m	Overall	(0:08.02)	(0:11.28)	(0:11.24)	(0:11.70)	(0:11.96)	(0:13.29)			

Scratched: Combat Mission (#16), Mishani Star (#18), Good Girl (#3), Schatzi (#7), Shesabomb (#17), Gracious Garcon (#6), Well Rested (#11), Sensationabull (#19)

[ ] Ranking at each section and finish  
 -:-:- No data available at this section  
 NA No data available

SCN Saddle cloth number  
 DNF Did not finish  
 DNT Did not track



# Mackay QLD Professional

Race 7: RACING AGAIN FRIDAY 12TH APRIL 0 - 55 Handicap - 1100m

19 March 2024 - 16:52



MACKAY TURF CLUB

Ooralea Racecourse

Track Rating: Good 4, Weather: Overcast, Rail Position: True

Section	Overall	1000m	800m	600m	400m	200m	Last 600m
Field Times	1:05.11 (0:07.79)	0:57.32 (0:10.97)	0:46.35 (0:11.12)	0:35.23 (0:11.62)	0:23.61 (0:11.49)	0:12.12 (0:12.12)	0:35.23

Rank	TAB	Horse/Jockey	Barrier	Top Speed [km/h]	Fastest Section	Margin	Distance Travelled [m]
11	13	MISHANI PERFECTION	13	66.3	0:08.98	1.36L	0:37.48
		Scott Sheargold		800m	Overall		+0

Scratched: Combat Mission (#16), Mishani Star (#18), Good Girl (#3), Schatzi (#7), Shesabomb (#17), Gracious Garcon (#6), Well Rested (#11), Sensationabull (#19)

[ ] Ranking at each section and finish  
 -:-:- No data available at this section  
 NA No data available

SCN Saddle cloth number  
 DNF Did not finish  
 DNT Did not track



Horse/Jockey Name	Skreatch
Final Rank	1
Fastest Section Time (Section)	0:07.82 (Overall)
Top Speed [km/h] (Section)	66.3 (1000m)
Race State	Finished



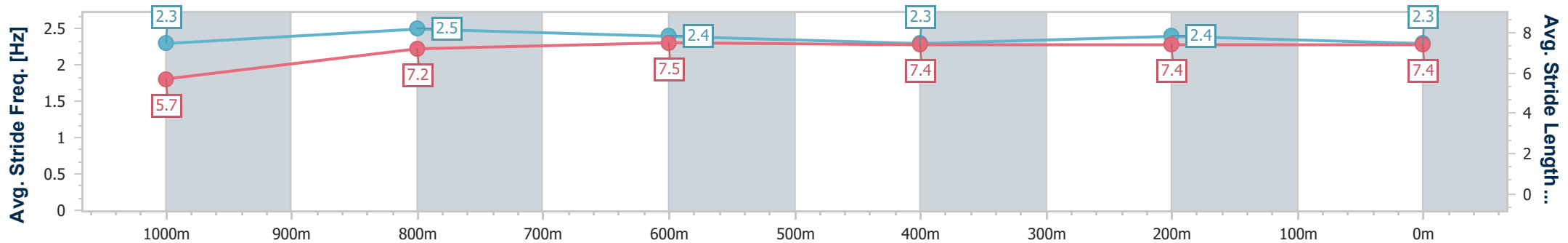
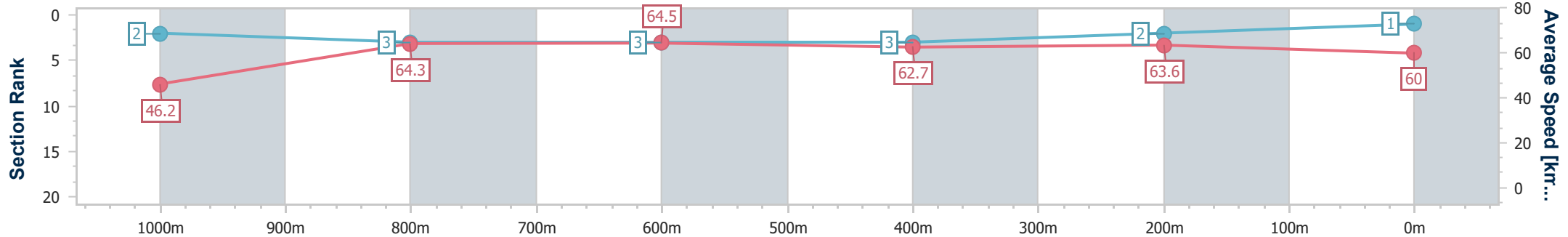
Mackay QLD Professional  
Race 7: RACING AGAIN FRIDAY 12TH APRIL 0 - 55 Handicap - 1100m



19 March 2024 - 16:52

Track Rating: Good 4, Weather: Overcast, Rail Position: True

Section	Overall	1000m	800m	600m	400m	200m
Section Times	1:05.11 [1] (0:07.82)	0:57.29 [2] (0:11.22)	0:46.07 [3] (0:11.22)	0:34.85 [3] (0:11.47)	0:23.38 [3] (0:11.35)	0:12.03 [2] (0:12.03)
Average Speed [km/h]	46.2	64.3	64.5	62.7	63.6	60.0
Top Speed [km/h]	62.7	66.3	66.1	63.5	65.2	63.1
Avg. Dist. to Rail [m]	4.7	1.7	0.9	0.4	2.9	6.7
Avg. Stride Freq. [Hz]	2.3	2.5	2.4	2.3	2.4	2.3
Avg. Stride Length [m]	5.7	7.2	7.5	7.4	7.4	7.4



- [ ] Ranking at each section and finish
- .-.- No data available at this section
- NA No data available



Horse/Jockey Name	Aolani
Final Rank	2
Fastest Section Time (Section)	0:08.18 (Overall)
Top Speed [km/h] (Section)	65.9 (1000m)
Race State	Finished



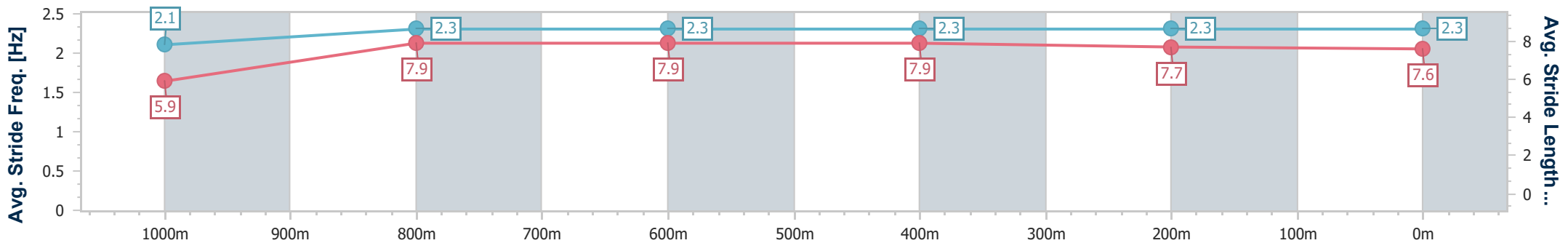
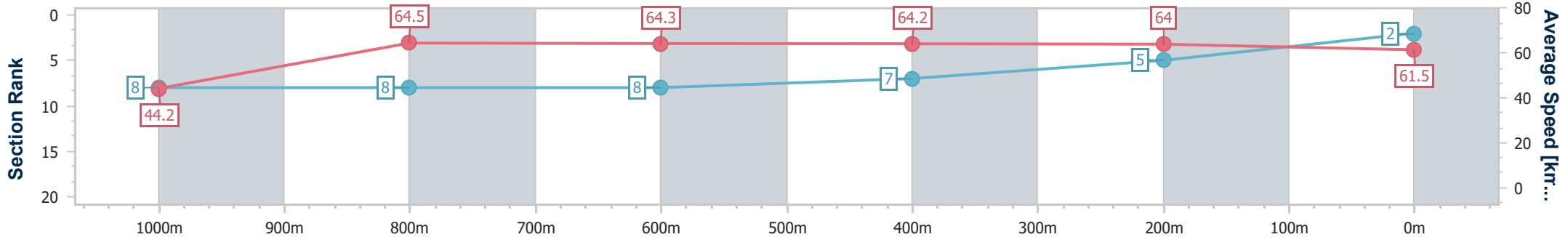
Mackay QLD Professional  
Race 7: RACING AGAIN FRIDAY 12TH APRIL 0 - 55 Handicap - 1100m



19 March 2024 - 16:52

Track Rating: Good 4, Weather: Overcast, Rail Position: True

Section	Overall	1000m	800m	600m	400m	200m
Section Times	1:05.15 [2] (0:08.18)	0:56.97 [8] (0:11.21)	0:45.76 [8] (0:11.27)	0:34.49 [8] (0:11.46)	0:23.03 [7] (0:11.30)	0:11.73 [5] (0:11.73)
Average Speed [km/h]	44.2	64.5	64.3	64.2	64.0	61.5
Top Speed [km/h]	62.0	65.9	65.7	64.6	65.2	64.3
Avg. Dist. to Rail [m]	7.3	1.5	2.6	2.1	6.1	9.4
Avg. Stride Freq. [Hz]	2.1	2.3	2.3	2.3	2.3	2.3
Avg. Stride Length [m]	5.9	7.9	7.9	7.9	7.7	7.6



- [ ] Ranking at each section and finish
- .-.- No data available at this section
- NA No data available



Horse/Jockey Name	Miss Shalaa
Final Rank	3
Fastest Section Time (Section)	0:07.89 (Overall)
Top Speed [km/h] (Section)	66.3 (1000m)
Race State	Finished



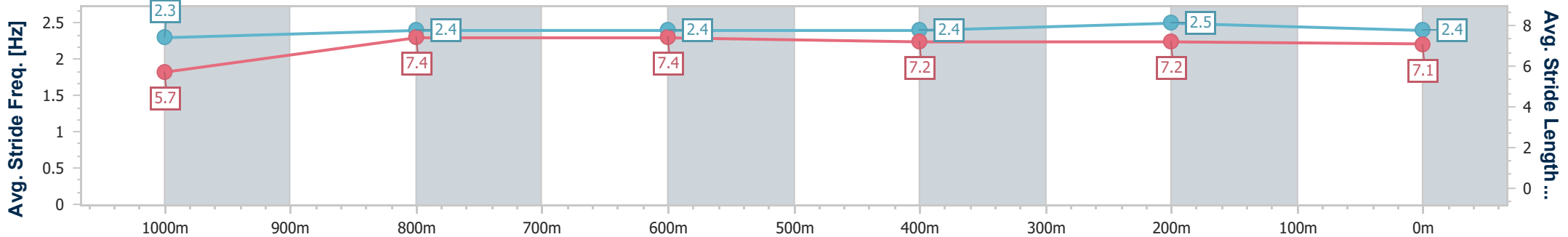
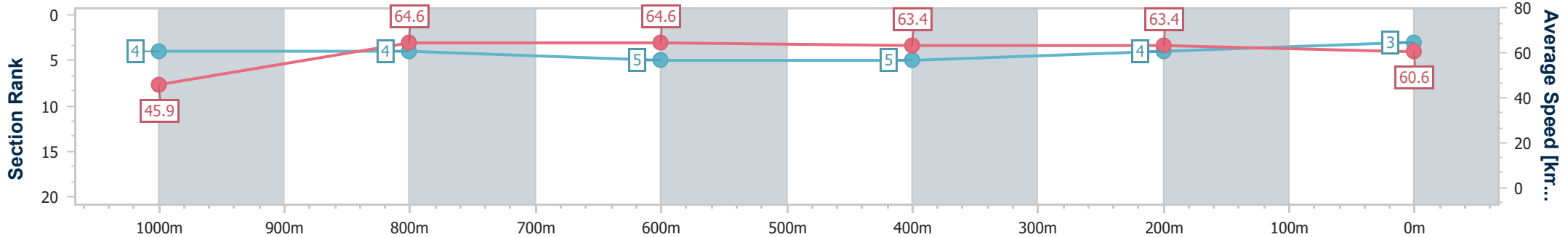
Mackay QLD Professional  
Race 7: RACING AGAIN FRIDAY 12TH APRIL 0 - 55 Handicap - 1100m



19 March 2024 - 16:52

Track Rating: Good 4, Weather: Overcast, Rail Position: True

Section	Overall	1000m	800m	600m	400m	200m
Section Times	1:05.27 [3] (0:07.89)	0:57.38 [4] (0:11.23)	0:46.15 [4] (0:11.23)	0:34.92 [5] (0:11.58)	0:23.34 [5] (0:11.45)	0:11.89 [4] (0:11.89)
Average Speed [km/h]	45.9	64.6	64.6	63.4	63.4	60.6
Top Speed [km/h]	60.4	66.3	65.3	64.1	63.9	63.2
Avg. Dist. to Rail [m]	7.8	3.2	2.5	2.6	5.1	8.2
Avg. Stride Freq. [Hz]	2.3	2.4	2.4	2.4	2.5	2.4
Avg. Stride Length [m]	5.7	7.4	7.4	7.2	7.2	7.1



- [ ] Ranking at each section and finish
- .-.- No data available at this section
- NA No data available



Horse/Jockey Name	Silent Angel
Final Rank	4
Fastest Section Time (Section)	0:07.95 (Overall)
Top Speed [km/h] (Section)	67.1 (400m)
Race State	Finished



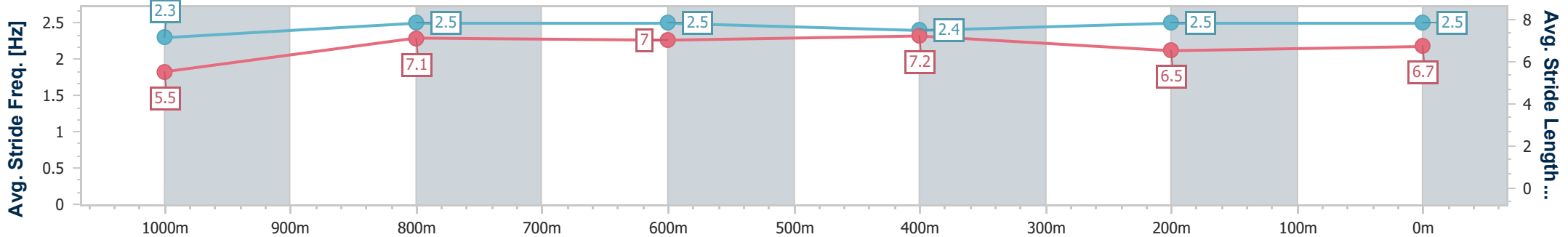
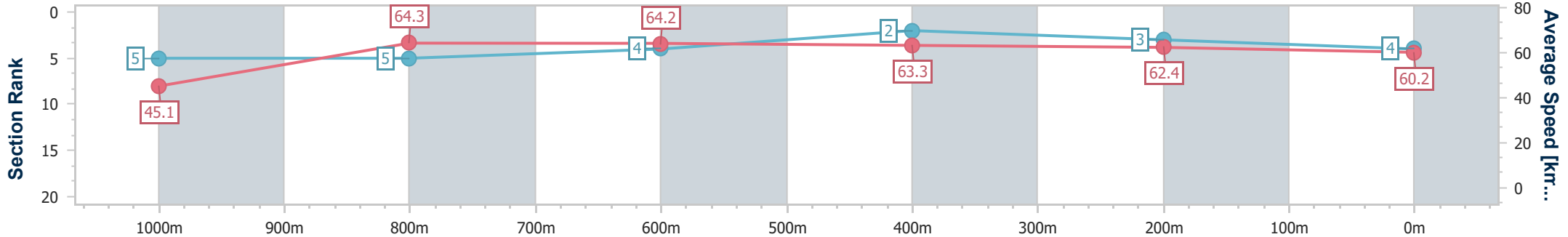
Mackay QLD Professional  
Race 7: RACING AGAIN FRIDAY 12TH APRIL 0 - 55 Handicap - 1100m



19 March 2024 - 16:52

Track Rating: Good 4, Weather: Overcast, Rail Position: True

Section	Overall	1000m	800m	600m	400m	200m
Section Times	1:05.29 [4] (0:07.95)	0:57.34 [5] (0:11.21)	0:46.13 [5] (0:11.18)	0:34.95 [4] (0:11.29)	0:23.66 [2] (0:11.65)	0:12.01 [3] (0:12.01)
Average Speed [km/h]	45.1	64.3	64.2	63.3	62.4	60.2
Top Speed [km/h]	62.3	65.2	66.7	65.2	67.1	64.3
Avg. Dist. to Rail [m]	3.9	0.6	1.0	1.7	4.7	5.2
Avg. Stride Freq. [Hz]	2.3	2.5	2.5	2.4	2.5	2.5
Avg. Stride Length [m]	5.5	7.1	7.0	7.2	6.5	6.7



- [ ] Ranking at each section and finish
- .-.- No data available at this section
- NA No data available



Horse/Jockey Name	Ice Skater
Final Rank	5
Fastest Section Time (Section)	0:07.79 (Overall)
Top Speed [km/h] (Section)	68.2 (1000m)
Race State	Finished



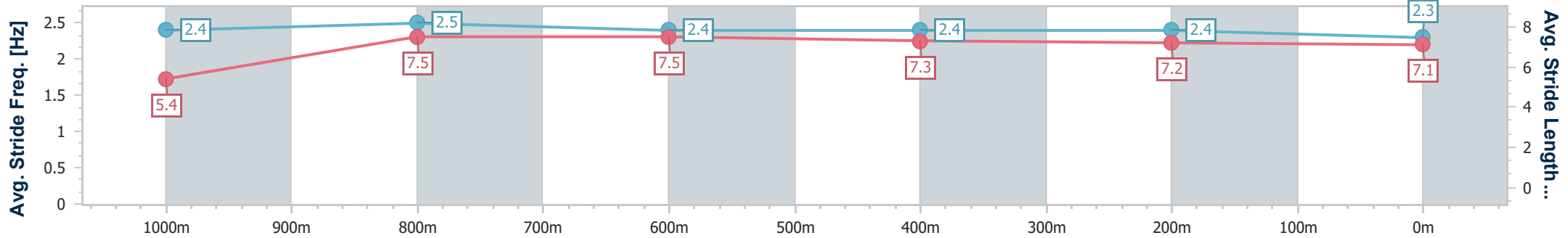
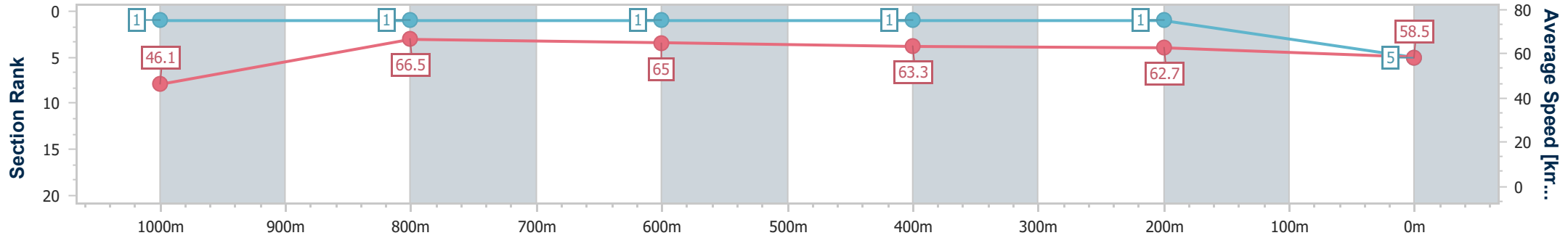
Mackay QLD Professional  
Race 7: RACING AGAIN FRIDAY 12TH APRIL 0 - 55 Handicap - 1100m

19 March 2024 - 16:52

Track Rating: Good 4, Weather: Overcast, Rail Position: True



Section	Overall	1000m	800m	600m	400m	200m
Section Times	1:05.30 [5] (0:07.79)	0:57.51 [1] (0:10.97)	0:46.54 [1] (0:11.12)	0:35.42 [1] (0:11.62)	0:23.80 [1] (0:11.49)	0:12.31 [1] (0:12.31)
Average Speed [km/h]	46.1	66.5	65.0	63.3	62.7	58.5
Top Speed [km/h]	63.0	68.2	67.2	64.7	64.8	61.7
Avg. Dist. to Rail [m]	11.3	3.6	1.7	2.7	2.6	4.4
Avg. Stride Freq. [Hz]	2.4	2.5	2.4	2.4	2.4	2.3
Avg. Stride Length [m]	5.4	7.5	7.5	7.3	7.2	7.1



- [ ] Ranking at each section and finish
- .-.- No data available at this section
- NA No data available





Horse/Jockey Name	lamrustyparker
Final Rank	6
Fastest Section Time (Section)	0:08.04 (Overall)
Top Speed [km/h] (Section)	66.0 (1000m)
Race State	Finished



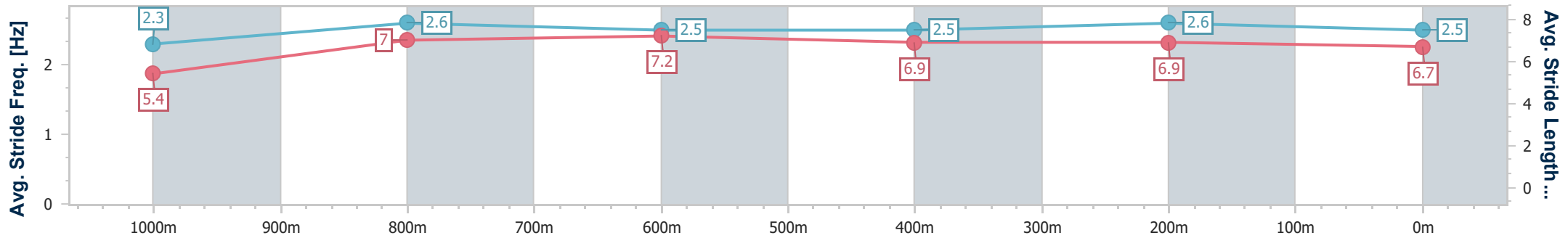
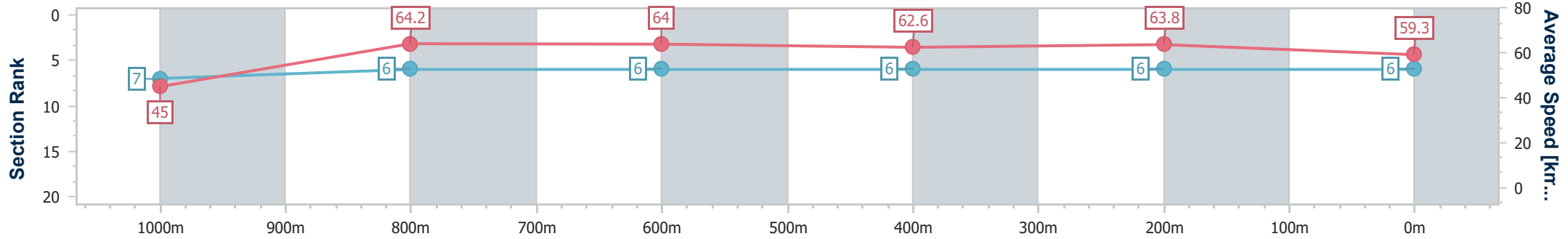
Mackay QLD Professional  
Race 7: RACING AGAIN FRIDAY 12TH APRIL 0 - 55 Handicap - 1100m



19 March 2024 - 16:52

Track Rating: Good 4, Weather: Overcast, Rail Position: True

Section	Overall	1000m	800m	600m	400m	200m
Section Times	1:05.57 [6] (0:08.04)	0:57.53 [7] (0:11.25)	0:46.28 [6] (0:11.25)	0:35.03 [6] (0:11.54)	0:23.49 [6] (0:11.38)	0:12.11 [6] (0:12.11)
Average Speed [km/h]	45.0	64.2	64.0	62.6	63.8	59.3
Top Speed [km/h]	61.1	66.0	65.2	63.6	65.5	63.7
Avg. Dist. to Rail [m]	5.6	1.5	0.8	0.7	3.8	6.1
Avg. Stride Freq. [Hz]	2.3	2.6	2.5	2.5	2.6	2.5
Avg. Stride Length [m]	5.4	7.0	7.2	6.9	6.9	6.7



- [ ] Ranking at each section and finish
- .-.- No data available at this section
- NA No data available



Horse/Jockey Name	Volarchi
Final Rank	7
Fastest Section Time (Section)	0:08.56 (Overall)
Top Speed [km/h] (Section)	66.1 (1000m)
Race State	Finished



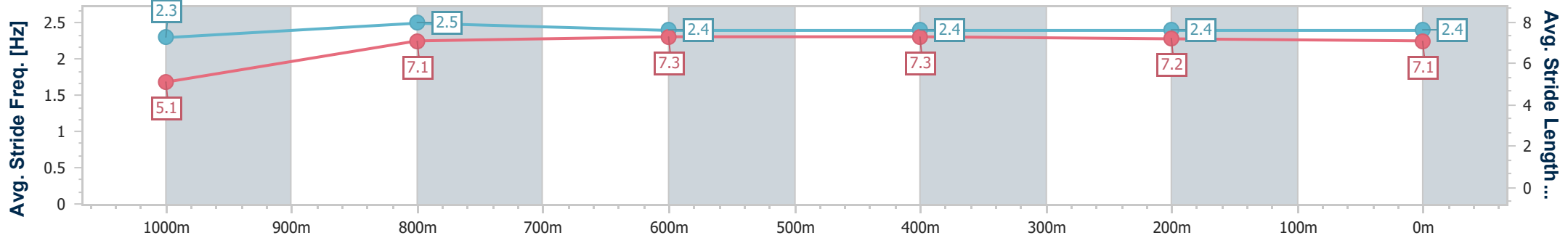
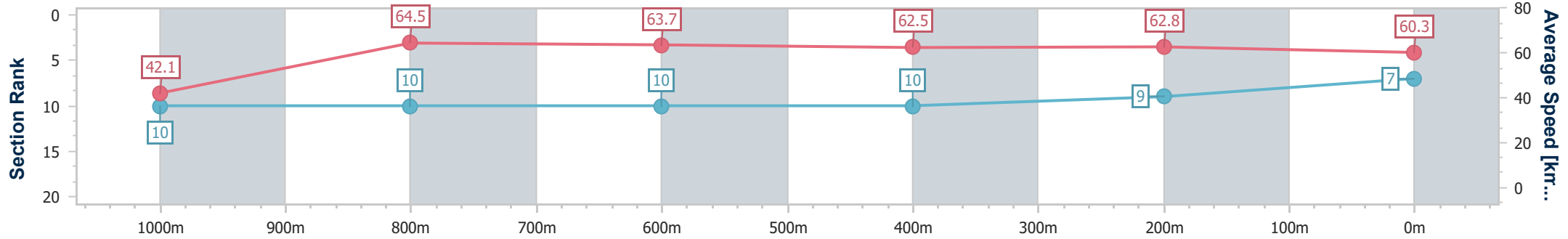
Mackay QLD Professional  
Race 7: RACING AGAIN FRIDAY 12TH APRIL 0 - 55 Handicap - 1100m



19 March 2024 - 16:52

Track Rating: Good 4, Weather: Overcast, Rail Position: True

Section	Overall	1000m	800m	600m	400m	200m
Section Times	1:05.93 [7] (0:08.56)	0:57.37 [10] (0:11.16)	0:46.21 [10] (0:11.29)	0:34.92 [10] (0:11.48)	0:23.44 [10] (0:11.49)	0:11.95 [9] (0:11.95)
Average Speed [km/h]	42.1	64.5	63.7	62.5	62.8	60.3
Top Speed [km/h]	60.6	66.1	64.7	63.3	64.3	62.7
Avg. Dist. to Rail [m]	7.9	0.4	0.5	0.7	2.8	4.8
Avg. Stride Freq. [Hz]	2.3	2.5	2.4	2.4	2.4	2.4
Avg. Stride Length [m]	5.1	7.1	7.3	7.3	7.2	7.1



- [ ] Ranking at each section and finish
- .-.- No data available at this section
- NA No data available



Horse/Jockey Name	Queenslander
Final Rank	8
Fastest Section Time (Section)	0:08.22 (Overall)
Top Speed [km/h] (Section)	66.9 (1000m)
Race State	Finished



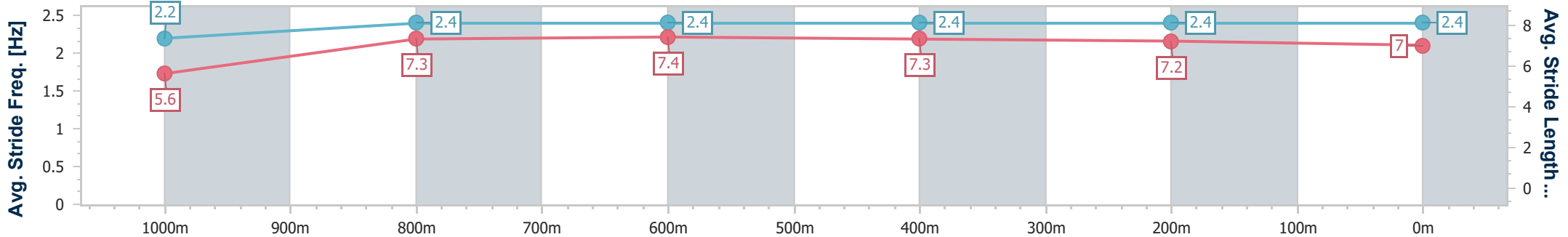
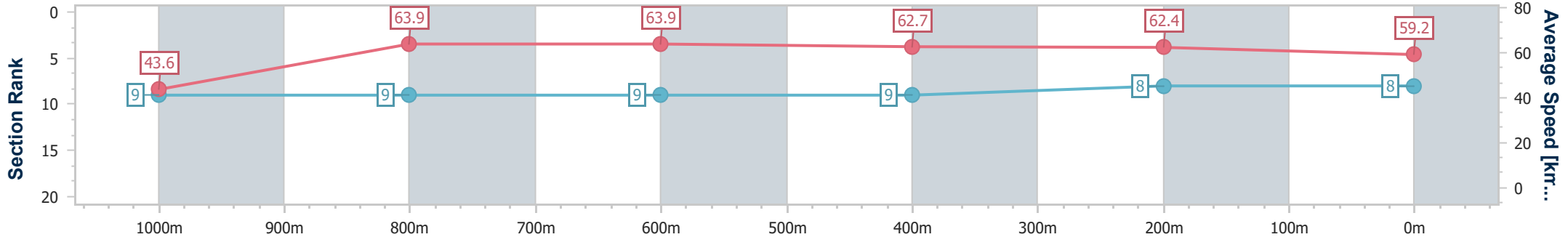
Mackay QLD Professional  
Race 7: RACING AGAIN FRIDAY 12TH APRIL 0 - 55 Handicap - 1100m



19 March 2024 - 16:52

Track Rating: Good 4, Weather: Overcast, Rail Position: True

Section	Overall	1000m	800m	600m	400m	200m
Section Times	1:06.05 [8] (0:08.22)	0:57.83 [9] (0:11.38)	0:46.45 [9] (0:11.27)	0:35.18 [9] (0:11.47)	0:23.71 [9] (0:11.58)	0:12.13 [8] (0:12.13)
Average Speed [km/h]	43.6	63.9	63.9	62.7	62.4	59.2
Top Speed [km/h]	60.4	66.9	65.8	63.8	63.2	62.3
Avg. Dist. to Rail [m]	9.3	2.7	1.1	0.5	2.9	5.2
Avg. Stride Freq. [Hz]	2.2	2.4	2.4	2.4	2.4	2.4
Avg. Stride Length [m]	5.6	7.3	7.4	7.3	7.2	7.0



- [ ] Ranking at each section and finish
- .-.- No data available at this section
- NA No data available



Horse/Jockey Name	Chatilly
Final Rank	9
Fastest Section Time (Section)	0:07.83 (Overall)
Top Speed [km/h] (Section)	67.3 (1000m)
Race State	Finished



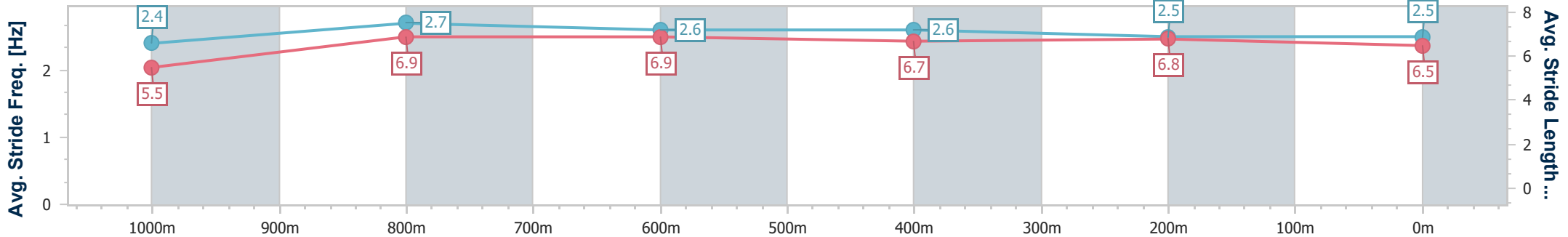
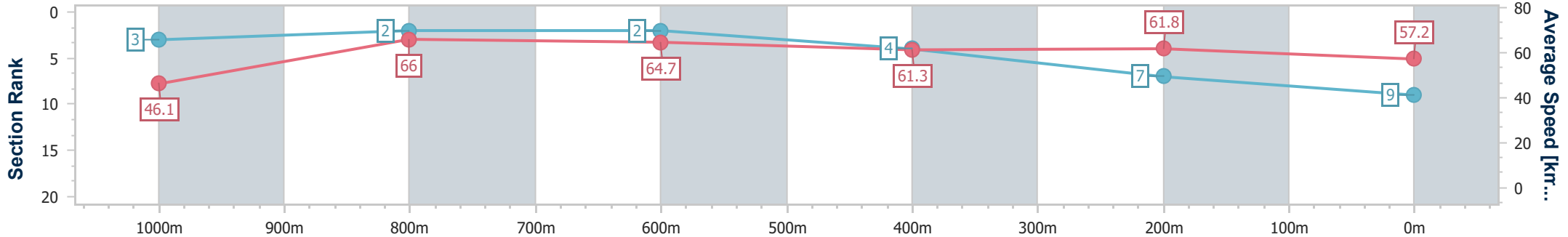
Mackay QLD Professional  
Race 7: RACING AGAIN FRIDAY 12TH APRIL 0 - 55 Handicap - 1100m



19 March 2024 - 16:52

Track Rating: Good 4, Weather: Overcast, Rail Position: True

Section	Overall	1000m	800m	600m	400m	200m
Section Times	1:06.13 [9] (0:07.83)	0:58.30 [3] (0:10.95)	0:47.35 [2] (0:11.15)	0:36.20 [2] (0:11.86)	0:24.34 [4] (0:11.77)	0:12.57 [7] (0:12.57)
Average Speed [km/h]	46.1	66.0	64.7	61.3	61.8	57.2
Top Speed [km/h]	63.8	67.3	66.0	62.2	62.8	60.6
Avg. Dist. to Rail [m]	10.2	2.1	0.3	1.2	4.2	4.7
Avg. Stride Freq. [Hz]	2.4	2.7	2.6	2.6	2.5	2.5
Avg. Stride Length [m]	5.5	6.9	6.9	6.7	6.8	6.5



- [ ] Ranking at each section and finish
- .-.- No data available at this section
- NA No data available



Horse/Jockey Name	Kwinern
Final Rank	10
Fastest Section Time (Section)	0:08.02 (Overall)
Top Speed [km/h] (Section)	64.9 (1000m)
Race State	Finished



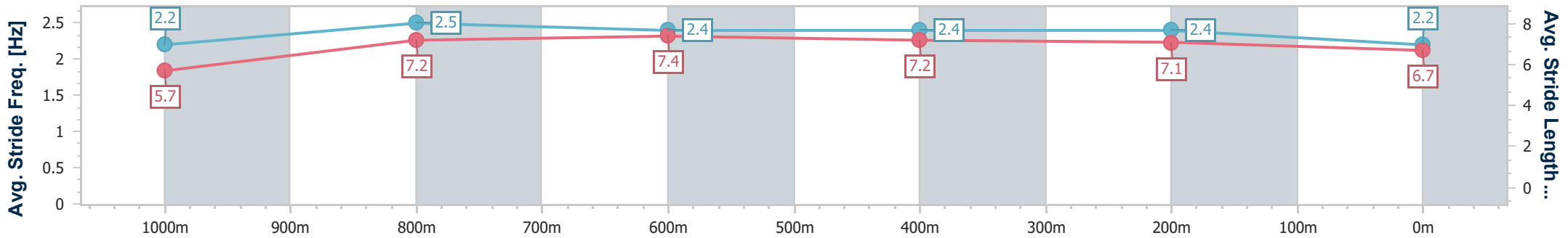
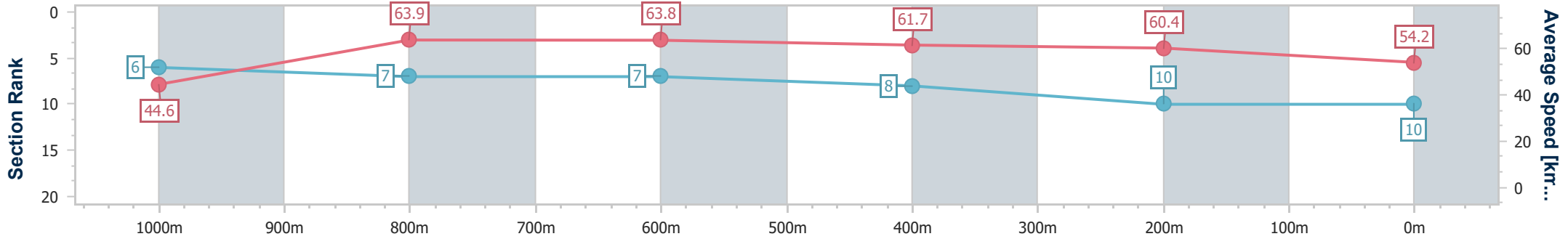
Mackay QLD Professional  
Race 7: RACING AGAIN FRIDAY 12TH APRIL 0 - 55 Handicap - 1100m



19 March 2024 - 16:52

Track Rating: Good 4, Weather: Overcast, Rail Position: True

Section	Overall	1000m	800m	600m	400m	200m
Section Times	1:07.49 [10] (0:08.02)	0:59.47 [6] (0:11.28)	0:48.19 [7] (0:11.24)	0:36.95 [7] (0:11.70)	0:25.25 [8] (0:11.96)	0:13.29 [10] (0:13.29)
Average Speed [km/h]	44.6	63.9	63.8	61.7	60.4	54.2
Top Speed [km/h]	60.9	64.9	64.7	64.0	61.3	58.8
Avg. Dist. to Rail [m]	1.8	0.5	0.4	0.8	2.3	2.0
Avg. Stride Freq. [Hz]	2.2	2.5	2.4	2.4	2.4	2.2
Avg. Stride Length [m]	5.7	7.2	7.4	7.2	7.1	6.7



- [ ] Ranking at each section and finish
- .-.- No data available at this section
- NA No data available



Horse/Jockey Name	Mishani Perfection
Final Rank	11
Fastest Section Time (Section)	0:08.98 (Overall)
Top Speed [km/h] (Section)	66.3 (800m)
Race State	Finished



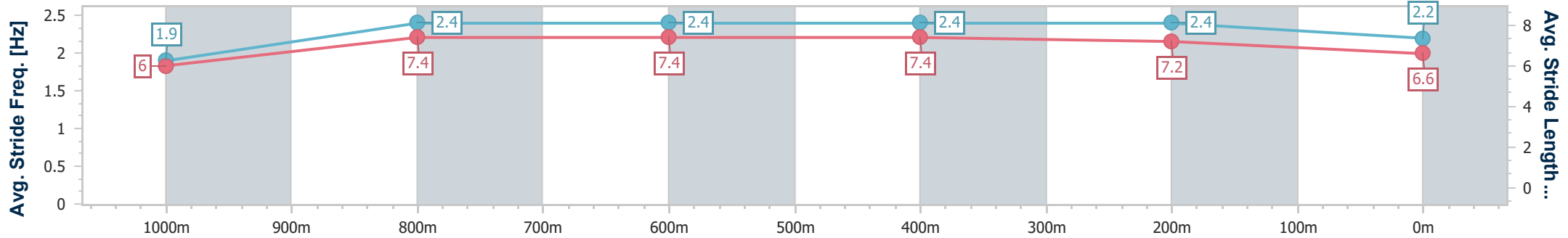
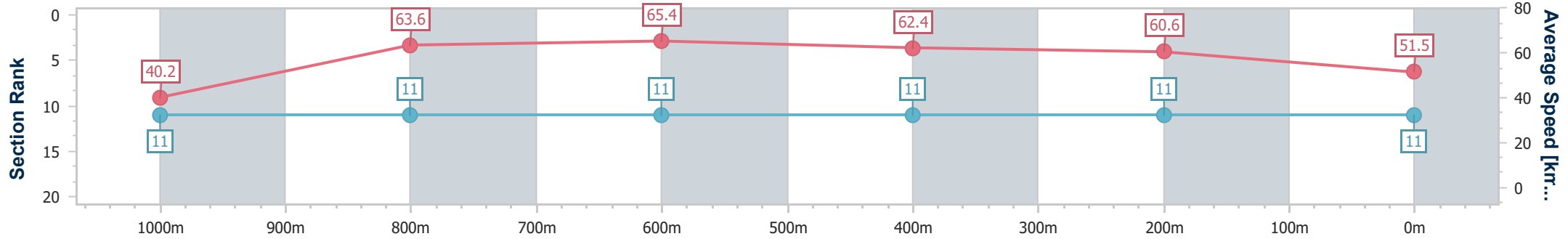
Mackay QLD Professional  
Race 7: RACING AGAIN FRIDAY 12TH APRIL 0 - 55 Handicap - 1100m



19 March 2024 - 16:52

Track Rating: Good 4, Weather: Overcast, Rail Position: True

Section	Overall	1000m	800m	600m	400m	200m
Section Times	1:08.85 [11] (0:08.98)	0:59.87 [11] (0:11.37)	0:48.50 [11] (0:11.02)	0:37.48 [11] (0:11.63)	0:25.85 [11] (0:11.93)	0:13.92 [11] (0:13.92)
Average Speed [km/h]	40.2	63.6	65.4	62.4	60.6	51.5
Top Speed [km/h]	56.7	65.8	66.3	64.4	62.4	58.1
Avg. Dist. to Rail [m]	8.9	1.0	0.8	1.1	2.8	3.1
Avg. Stride Freq. [Hz]	1.9	2.4	2.4	2.4	2.4	2.2
Avg. Stride Length [m]	6.0	7.4	7.4	7.4	7.2	6.6



- [ ] Ranking at each section and finish
- .-.- No data available at this section
- NA No data available