



# Eagle Farm QLD Professional

## Race 1: EVIE NETWORKS BENCHMARK 68 Handicap - 1200m

23 March 2024 - 11:58



BRISBANE  
RACING CLUB

Track Rating: Good 4, Weather: Fine, Rail Position: +2.5m Entire

Section												Last 600m	
Field Times		Overall	1000m	800m	600m	400m	200m						0:34.30
		1:10.03 (0:13.53)	0:56.50 (0:11.03)	0:45.47 (0:11.17)	0:34.30 (0:11.12)	0:23.18 (0:11.12)	0:12.06 (0:12.06)						
Rank	TAB Horse/Jockey	Barrier	Top Speed [km/h]	Fastest Section								Margin	Distance Travelled [m]
1	5 ARGYLE PINK Angela Jones	5	67.2 1000m	0:11.03 1000m	1:10.03 [1] (0:13.60)	0:56.43 [2] (0:11.03)	0:45.40 [2] (0:11.11)	0:34.29 [2] (0:11.11)	0:23.18 [1] (0:11.12)	0:12.06 [1] (0:12.06)	1:10.03	0:34.29	
2	15 AMATHUBA James Orman	15	67.2 Overall	0:10.99 800m	1:10.05 [2] (0:13.69)	0:56.36 [3] (0:11.12)	0:45.24 [3] (0:10.99)	0:34.25 [3] (0:11.16)	0:23.09 [3] (0:11.21)	0:11.88 [4] (0:11.88)	0.11L	0:34.25	-7
3	10 FUMIKO Cejay Graham	10	69.5 400m	0:10.70 400m	1:10.07 [3] (0:14.57)	0:55.50 [11] (0:11.12)	0:44.38 [11] (0:11.04)	0:33.34 [12] (0:11.17)	0:22.17 [12] (0:10.70)	0:11.47 [9] (0:11.47)	0.22L	0:33.34	+1
4	4 STRAPPARSI Bailey Wheeler	4	67.1 800m	0:11.01 400m	1:10.08 [4] (0:13.80)	0:56.28 [4] (0:11.10)	0:45.18 [4] (0:11.07)	0:34.11 [4] (0:11.18)	0:22.93 [4] (0:11.01)	0:11.92 [3] (0:11.92)	0.33L	0:34.11	+0
5	2 STARRY EYES Jake Molloy	2	66.8 800m	0:11.01 800m	1:10.09 [5] (0:13.89)	0:56.20 [5] (0:11.13)	0:45.07 [6] (0:11.01)	0:34.06 [6] (0:11.23)	0:22.83 [6] (0:11.08)	0:11.75 [5] (0:11.75)	0.37L	0:34.06	-2
6	6 COMPELLING TRUTH Michael Rodd	6	67.6 Overall	0:11.03 1000m	1:10.12 [6] (0:13.53)	0:56.59 [1] (0:11.03)	0:45.56 [1] (0:11.17)	0:34.39 [1] (0:11.18)	0:23.21 [2] (0:11.08)	0:12.13 [2] (0:12.13)	0.56L	0:34.39	-3
7	9 FIXATED Jake Bayliss	9	67.8 400m	0:10.95 400m	1:10.23 [7] (0:14.20)	0:56.03 [8] (0:11.08)	0:44.95 [8] (0:10.97)	0:33.98 [8] (0:11.20)	0:22.78 [8] (0:10.95)	0:11.83 [6] (0:11.83)	1.22L	0:33.98	-3
8	1 BROCKY Tahlia Fenlon	1	67.4 800m	0:10.91 800m	1:10.44 [8] (0:14.26)	0:56.18 [9] (0:11.14)	0:45.04 [9] (0:10.91)	0:34.13 [9] (0:11.16)	0:22.97 [9] (0:11.06)	0:11.91 [7] (0:11.91)	2.45L	0:34.13	+0
9	13 HOOT 'N' HOLLER Damien Thornton	13	67.4 400m	0:10.85 400m	1:10.59 [9] (0:14.29)	0:56.30 [10] (0:11.29)	0:45.01 [10] (0:11.00)	0:34.01 [10] (0:11.24)	0:22.77 [11] (0:10.85)	0:11.92 [10] (0:11.92)	3.29L	0:34.01	-2
10	18 ADONISEA Nikita Beriman	18	67.5 800m	0:10.89 800m	1:10.60 [10] (0:14.66)	0:55.94 [12] (0:11.09)	0:44.85 [12] (0:10.89)	0:33.96 [11] (0:11.05)	0:22.91 [10] (0:11.03)	0:11.88 [11] (0:11.88)	3.37L	0:33.96	+0

Scratched: Liberty Steps (#11), Heartoni (#12), Brave Maso (#14), Bad Education (#8), Proud Image (#17), Monte Outlander (#19), Caderas (#16)

[ ] Ranking at each section and finish  
 -:-:- No data available at this section  
 NA No data available

SCN Saddle cloth number  
 DNF Did not finish  
 DNT Did not track



# Eagle Farm QLD Professional

## Race 1: EVIE NETWORKS BENCHMARK 68 Handicap - 1200m

23 March 2024 - 11:58



BRISBANE  
RACING CLUB

Track Rating: Good 4, Weather: Fine, Rail Position: +2.5m Entire

Section	Overall	1000m	800m	600m	400m	200m	Last 600m
Field Times	1:10.03 (0:13.53)	0:56.50 (0:11.03)	0:45.47 (0:11.17)	0:34.30 (0:11.12)	0:23.18 (0:11.12)	0:12.06 (0:12.06)	0:34.30

Rank	TAB	Horse/Jockey	Barrier	Top Speed [km/h]	Fastest Section	Overall	1000m	800m	600m	400m	200m	Margin	Distance Travelled [m]
11	7	KUDU Boris Thornton	7	67.4 1000m	0:11.01 800m	1:11.31 [11] (0:14.04)	0:57.27 [7] (0:11.10)	0:46.17 [7] (0:11.01)	0:35.16 [7] (0:11.17)	0:23.99 [7] (0:11.27)	0:12.72 [8] (0:12.72)	7.54L	0:35.16 +1
12	3	IRING Anthony Allen	3	68.2 800m	0:10.98 1000m	1:11.83 [12] (0:14.03)	0:57.80 [6] (0:10.98)	0:46.82 [5] (0:10.99)	0:35.83 [5] (0:11.24)	0:24.59 [5] (0:11.62)	0:12.97 [12] (0:12.97)	10.57L	0:35.83 +3

Scratched: Liberty Steps (#11), Heartoni (#12), Brave Maso (#14), Bad Education (#8), Proud Image (#17), Monte Outlander (#19), Caderas (#16)

[ ] Ranking at each section and finish  
 -:-:-:- No data available at this section  
 NA No data available

SCN Saddle cloth number  
 DNF Did not finish  
 DNT Did not track



Horse/Jockey Name	Argyle Pink
Final Rank	1
Fastest Section Time (Section)	0:11.03 (1000m)
Top Speed [km/h] (Section)	67.2 (1000m)
Race State	Finished



### Eagle Farm QLD Professional

Race 1: EVIE NETWORKS BENCHMARK 68 Handicap - 1200m

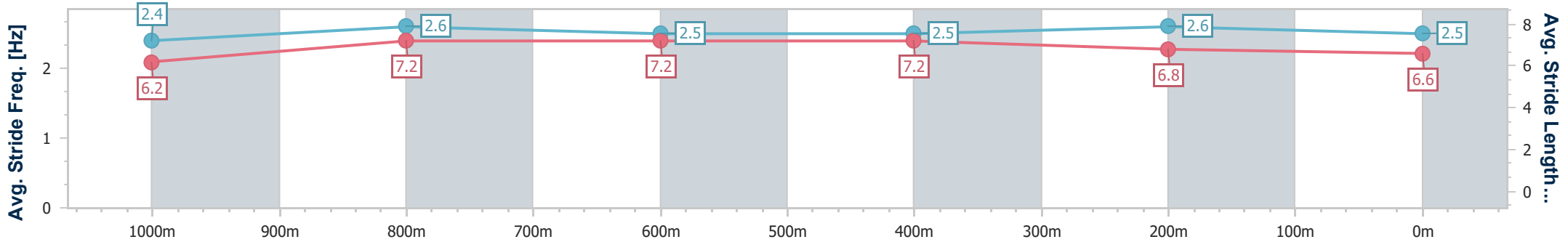
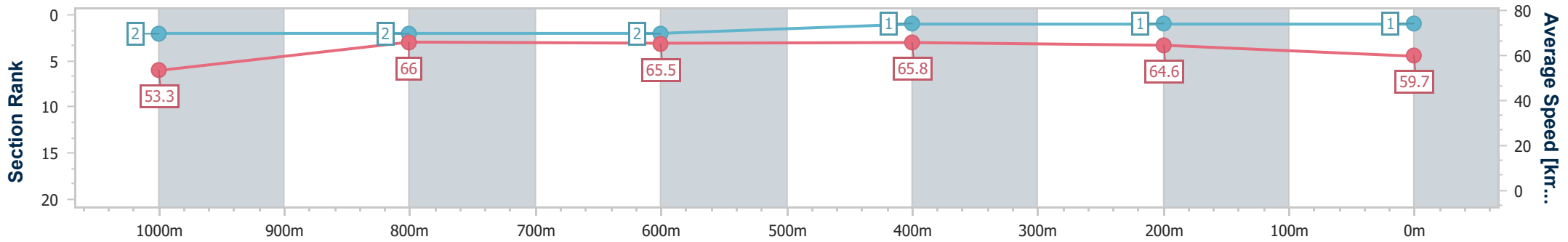
23 March 2024 - 11:58

Track Rating: Good 4, Weather: Fine, Rail Position: +2.5m Entire



BRISBANE RACING CLUB

Section	Overall	1000m	800m	600m	400m	200m
Section Times	1:10.03 [1] (0:13.60)	0:56.43 [2] (0:11.03)	0:45.40 [2] (0:11.11)	0:34.29 [2] (0:11.11)	0:23.18 [1] (0:11.12)	0:12.06 [1] (0:12.06)
Average Speed [km/h]	53.3	66.0	65.5	65.8	64.6	59.7
Top Speed [km/h]	67.1	67.2	67.1	66.4	66.4	62.7
Avg. Dist. to Rail [m]	7.8	3.0	2.6	2.4	4.4	3.9
Avg. Stride Freq. [Hz]	2.4	2.6	2.5	2.5	2.6	2.5
Avg. Stride Length [m]	6.2	7.2	7.2	7.2	6.8	6.6



- [ ] Ranking at each section and finish
- .-.- No data available at this section
- NA No data available



Horse/Jockey Name	Amathuba
Final Rank	2
Fastest Section Time (Section)	0:10.99 (800m)
Top Speed [km/h] (Section)	67.2 (Overall)
Race State	Finished



### Eagle Farm QLD Professional

Race 1: EVIE NETWORKS BENCHMARK 68 Handicap - 1200m

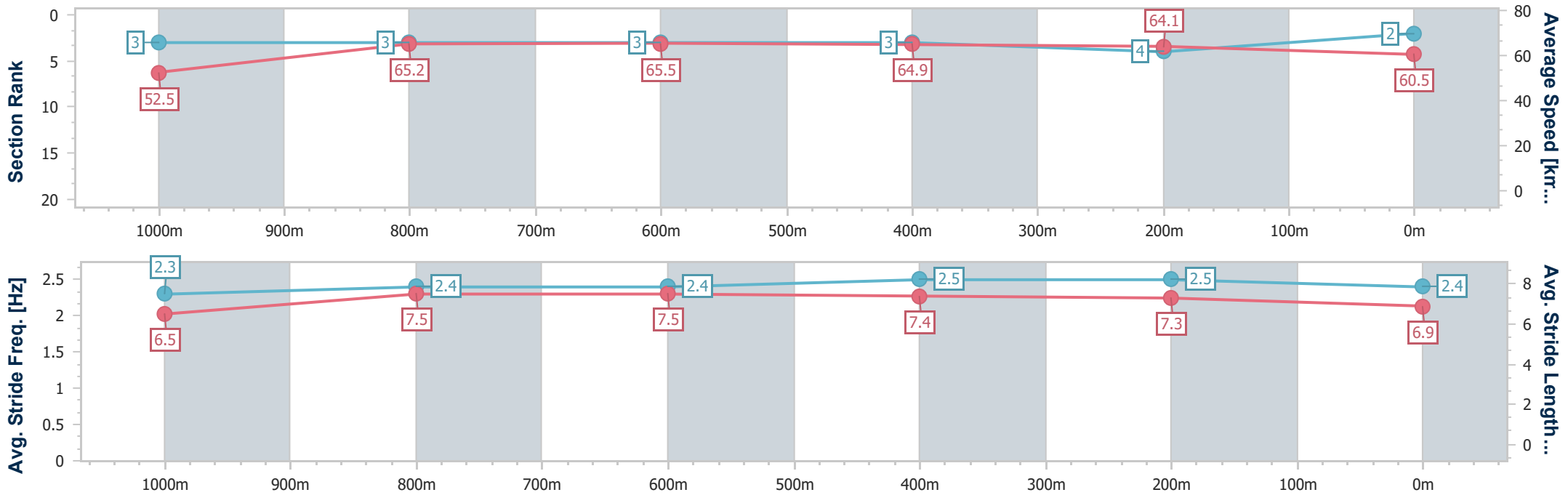
23 March 2024 - 11:58

Track Rating: Good 4, Weather: Fine, Rail Position: +2.5m Entire



BRISBANE RACING CLUB

Section	Overall	1000m	800m	600m	400m	200m
Section Times	1:10.05 [2] (0:13.69)	0:56.36 [3] (0:11.12)	0:45.24 [3] (0:10.99)	0:34.25 [3] (0:11.16)	0:23.09 [3] (0:11.21)	0:11.88 [4] (0:11.88)
Average Speed [km/h]	52.5	65.2	65.5	64.9	64.1	60.5
Top Speed [km/h]	67.2	66.3	66.8	66.0	65.9	63.0
Avg. Dist. to Rail [m]	0.6	1.0	0.5	1.0	3.4	4.8
Avg. Stride Freq. [Hz]	2.3	2.4	2.4	2.5	2.5	2.4
Avg. Stride Length [m]	6.5	7.5	7.5	7.4	7.3	6.9



- [ ] Ranking at each section and finish
- .-.- No data available at this section
- NA No data available



Horse/Jockey Name	Fumiko
Final Rank	3
Fastest Section Time (Section)	0:10.70 (400m)
Top Speed [km/h] (Section)	69.5 (400m)
Race State	Finished



### Eagle Farm QLD Professional

Race 1: EVIE NETWORKS BENCHMARK 68 Handicap - 1200m

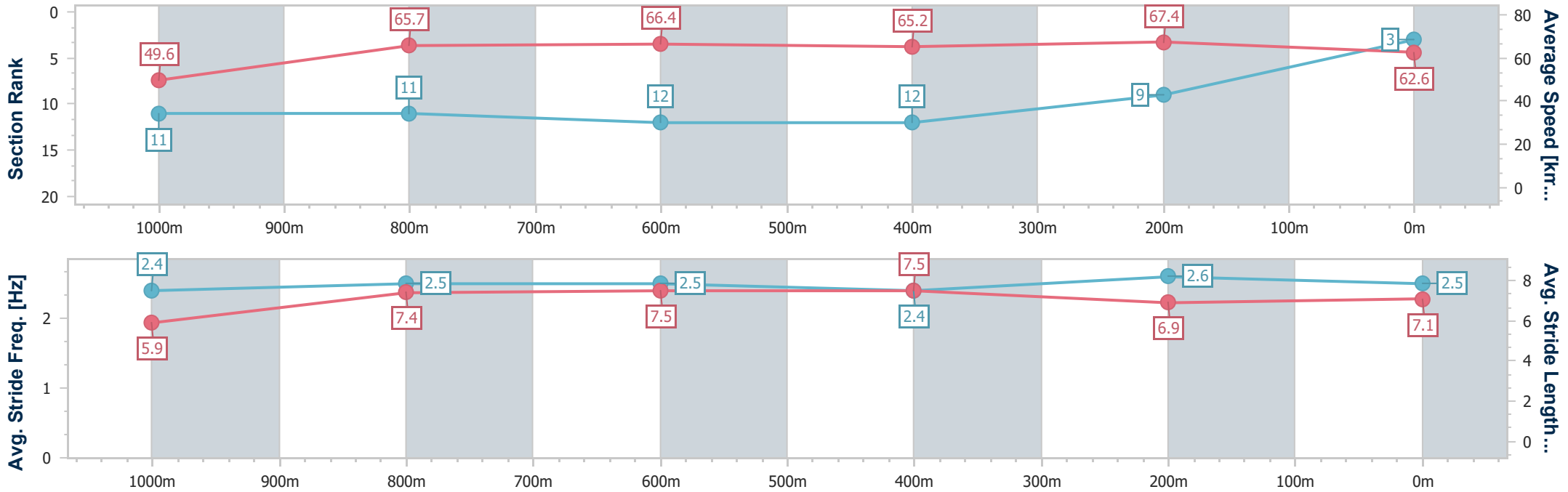
23 March 2024 - 11:58

Track Rating: Good 4, Weather: Fine, Rail Position: +2.5m Entire



BRISBANE RACING CLUB

Section	Overall	1000m	800m	600m	400m	200m
Section Times	1:10.07 [3] (0:14.57)	0:55.50 [11] (0:11.12)	0:44.38 [11] (0:11.04)	0:33.34 [12] (0:11.17)	0:22.17 [12] (0:10.70)	0:11.47 [9] (0:11.47)
Average Speed [km/h]	49.6	65.7	66.4	65.2	67.4	62.6
Top Speed [km/h]	65.1	67.0	68.1	67.2	69.5	67.4
Avg. Dist. to Rail [m]	6.9	2.6	3.6	3.3	6.6	6.5
Avg. Stride Freq. [Hz]	2.4	2.5	2.5	2.4	2.6	2.5
Avg. Stride Length [m]	5.9	7.4	7.5	7.5	6.9	7.1



- [ ] Ranking at each section and finish
- .-.- No data available at this section
- NA No data available



Horse/Jockey Name	Strapparsi
Final Rank	4
Fastest Section Time (Section)	0:11.01 (400m)
Top Speed [km/h] (Section)	67.1 (800m)
Race State	Finished



### Eagle Farm QLD Professional

Race 1: EVIE NETWORKS BENCHMARK 68 Handicap - 1200m

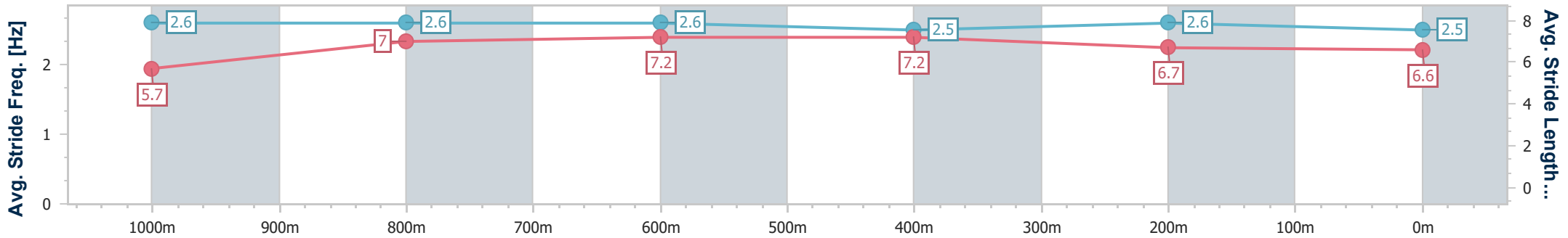
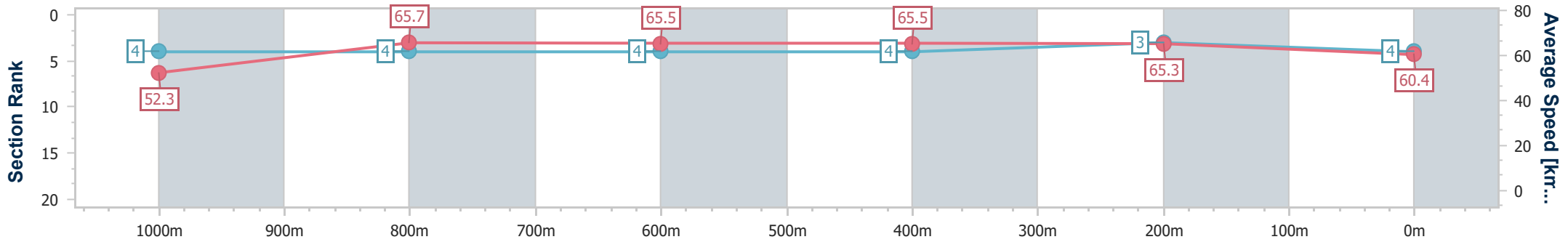
23 March 2024 - 11:58

Track Rating: Good 4, Weather: Fine, Rail Position: +2.5m Entire



BRISBANE RACING CLUB

Section	Overall	1000m	800m	600m	400m	200m
Section Times	1:10.08 [4] (0:13.80)	0:56.28 [4] (0:11.10)	0:45.18 [4] (0:11.07)	0:34.11 [4] (0:11.18)	0:22.93 [4] (0:11.01)	0:11.92 [3] (0:11.92)
Average Speed [km/h]	52.3	65.7	65.5	65.5	65.3	60.4
Top Speed [km/h]	66.7	67.0	67.1	66.6	66.7	63.7
Avg. Dist. to Rail [m]	2.4	2.1	2.6	2.6	3.1	4.3
Avg. Stride Freq. [Hz]	2.6	2.6	2.6	2.5	2.6	2.5
Avg. Stride Length [m]	5.7	7.0	7.2	7.2	6.7	6.6



- [ ] Ranking at each section and finish
- .-.- No data available at this section
- NA No data available



Horse/Jockey Name	Starry Eyes
Final Rank	5
Fastest Section Time (Section)	0:11.01 (800m)
Top Speed [km/h] (Section)	66.8 (800m)
Race State	Finished



Eagle Farm QLD Professional

Race 1: EVIE NETWORKS BENCHMARK 68 Handicap - 1200m

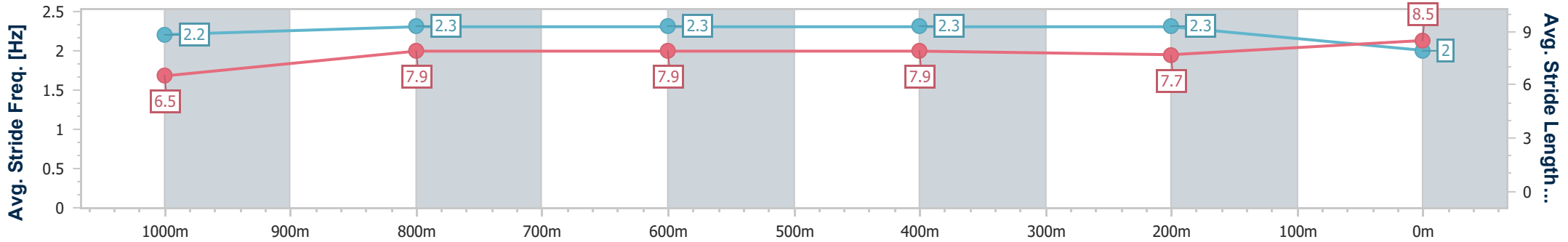
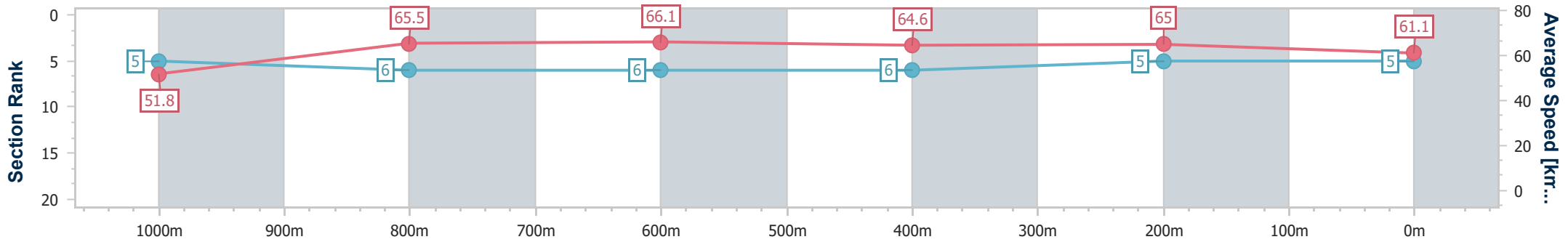
23 March 2024 - 11:58

Track Rating: Good 4, Weather: Fine, Rail Position: +2.5m Entire



BRISBANE RACING CLUB

Section	Overall	1000m	800m	600m	400m	200m
Section Times	1:10.09 [5] (0:13.89)	0:56.20 [5] (0:11.13)	0:45.07 [6] (0:11.01)	0:34.06 [6] (0:11.23)	0:22.83 [6] (0:11.08)	0:11.75 [5] (0:11.75)
Average Speed [km/h]	51.8	65.5	66.1	64.6	65.0	61.1
Top Speed [km/h]	65.0	66.2	66.8	65.1	65.6	64.3
Avg. Dist. to Rail [m]	1.8	2.0	2.4	1.6	3.1	5.2
Avg. Stride Freq. [Hz]	2.2	2.3	2.3	2.3	2.3	2.0
Avg. Stride Length [m]	6.5	7.9	7.9	7.9	7.7	8.5



- [ ] Ranking at each section and finish
- .-.- No data available at this section
- NA No data available



Horse/Jockey Name	Compelling Truth
Final Rank	6
Fastest Section Time (Section)	0:11.03 (1000m)
Top Speed [km/h] (Section)	67.6 (Overall)
Race State	Finished



Eagle Farm QLD Professional

Race 1: EVIE NETWORKS BENCHMARK 68 Handicap - 1200m

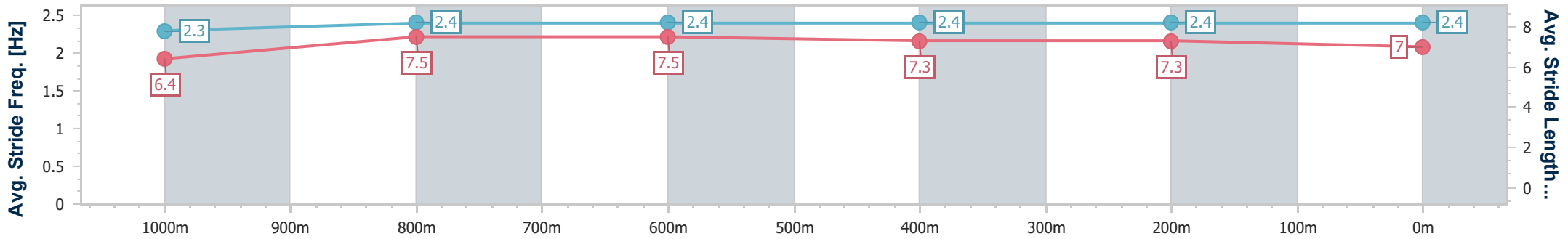
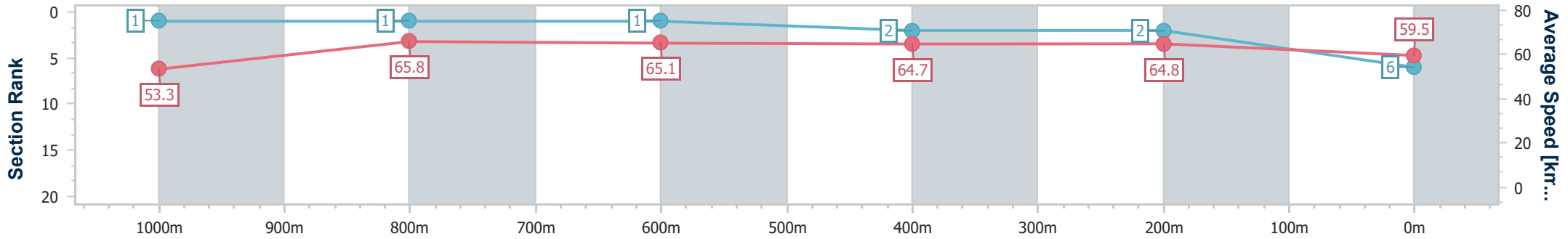
23 March 2024 - 11:58

Track Rating: Good 4, Weather: Fine, Rail Position: +2.5m Entire



BRISBANE RACING CLUB

Section	Overall	1000m	800m	600m	400m	200m
Section Times	1:10.12 [6] (0:13.53)	0:56.59 [1] (0:11.03)	0:45.56 [1] (0:11.17)	0:34.39 [1] (0:11.18)	0:23.21 [2] (0:11.08)	0:12.13 [2]
Average Speed [km/h]	53.3	65.8	65.1	64.7	64.8	59.5
Top Speed [km/h]	67.6	67.0	66.9	65.6	66.2	62.2
Avg. Dist. to Rail [m]	4.3	1.7	2.3	0.6	1.5	0.9
Avg. Stride Freq. [Hz]	2.3	2.4	2.4	2.4	2.4	2.4
Avg. Stride Length [m]	6.4	7.5	7.5	7.3	7.3	7.0



- [ ] Ranking at each section and finish
- .-.- No data available at this section
- NA No data available





Horse/Jockey Name	Fixated
Final Rank	7
Fastest Section Time (Section)	0:10.95 (400m)
Top Speed [km/h] (Section)	67.8 (400m)
Race State	Finished



### Eagle Farm QLD Professional

Race 1: EVIE NETWORKS BENCHMARK 68 Handicap - 1200m

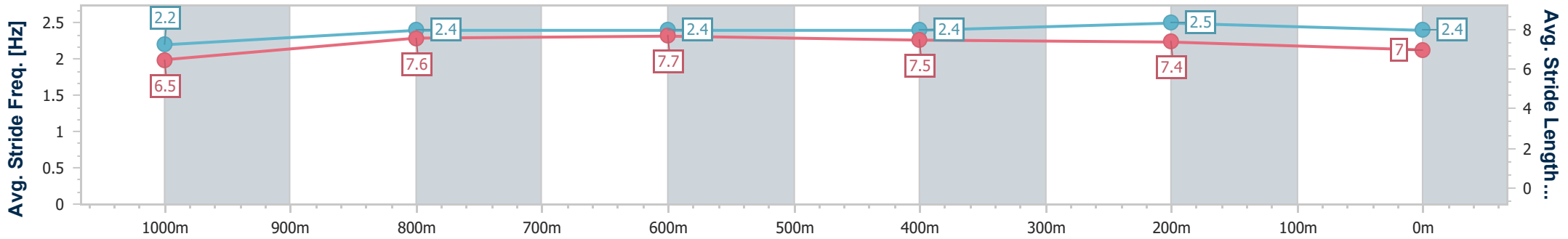
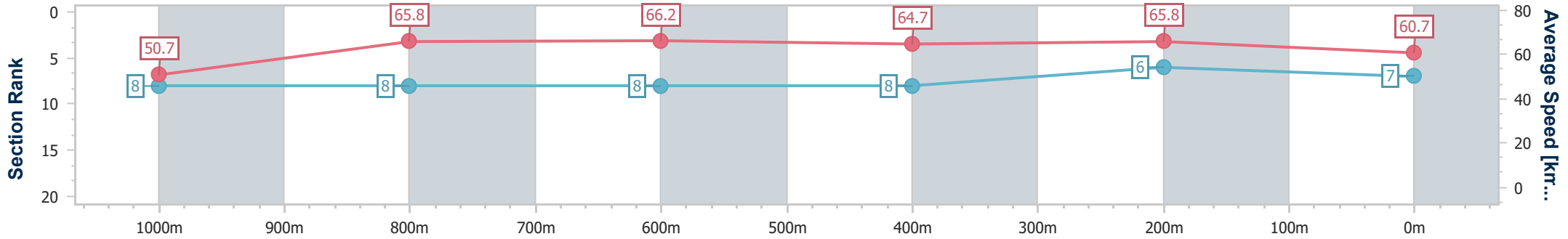
23 March 2024 - 11:58

Track Rating: Good 4, Weather: Fine, Rail Position: +2.5m Entire



BRISBANE RACING CLUB

Section	Overall	1000m	800m	600m	400m	200m
Section Times	1:10.23 [7] (0:14.20)	0:56.03 [8] (0:11.08)	0:44.95 [8] (0:10.97)	0:33.98 [8] (0:11.20)	0:22.78 [8] (0:10.95)	0:11.83 [6] (0:11.83)
Average Speed [km/h]	50.7	65.8	66.2	64.7	65.8	60.7
Top Speed [km/h]	66.6	66.8	66.9	65.8	67.8	65.0
Avg. Dist. to Rail [m]	5.7	2.1	1.8	1.4	1.1	0.8
Avg. Stride Freq. [Hz]	2.2	2.4	2.4	2.4	2.5	2.4
Avg. Stride Length [m]	6.5	7.6	7.7	7.5	7.4	7.0



- [ ] Ranking at each section and finish
- .-.- No data available at this section
- NA No data available



Horse/Jockey Name	Brocky
Final Rank	8
Fastest Section Time (Section)	0:10.91 (800m)
Top Speed [km/h] (Section)	67.4 (800m)
Race State	Finished



### Eagle Farm QLD Professional

Race 1: EVIE NETWORKS BENCHMARK 68 Handicap - 1200m

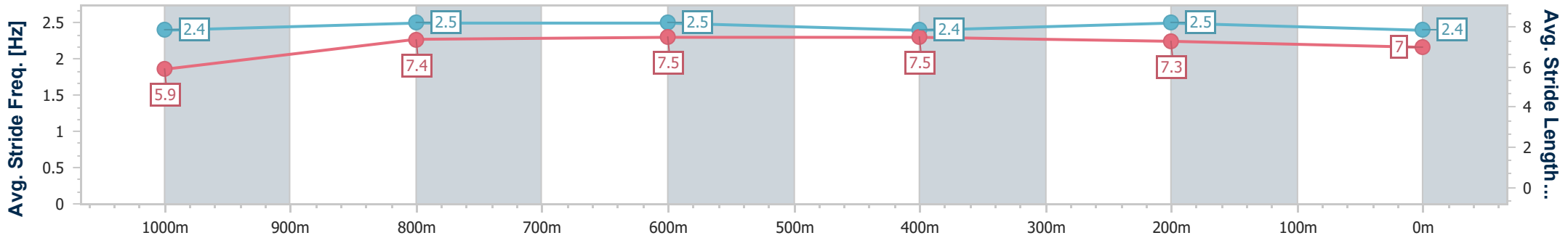
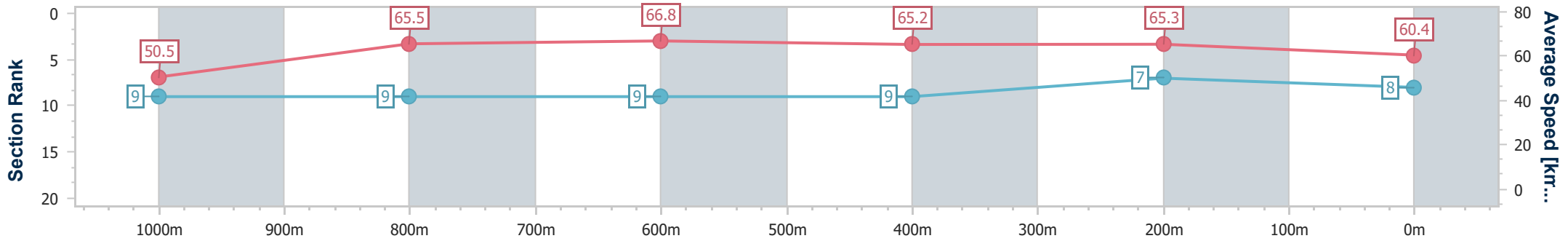
23 March 2024 - 11:58

Track Rating: Good 4, Weather: Fine, Rail Position: +2.5m Entire



BRISBANE RACING CLUB

Section	Overall	1000m	800m	600m	400m	200m
Section Times	1:10.44 [8] (0:14.26)	0:56.18 [9] (0:11.14)	0:45.04 [9] (0:10.91)	0:34.13 [9] (0:11.16)	0:22.97 [9] (0:11.06)	0:11.91 [7] (0:11.91)
Average Speed [km/h]	50.5	65.5	66.8	65.2	65.3	60.4
Top Speed [km/h]	64.6	66.6	67.4	66.0	66.2	64.0
Avg. Dist. to Rail [m]	4.7	2.5	2.2	2.6	4.7	3.6
Avg. Stride Freq. [Hz]	2.4	2.5	2.5	2.4	2.5	2.4
Avg. Stride Length [m]	5.9	7.4	7.5	7.5	7.3	7.0



- [ ] Ranking at each section and finish
- .-.- No data available at this section
- NA No data available



Horse/Jockey Name	Hoot 'N' Holler
Final Rank	9
Fastest Section Time (Section)	0:10.85 (400m)
Top Speed [km/h] (Section)	67.4 (400m)
Race State	Finished



### Eagle Farm QLD Professional

Race 1: EVIE NETWORKS BENCHMARK 68 Handicap - 1200m

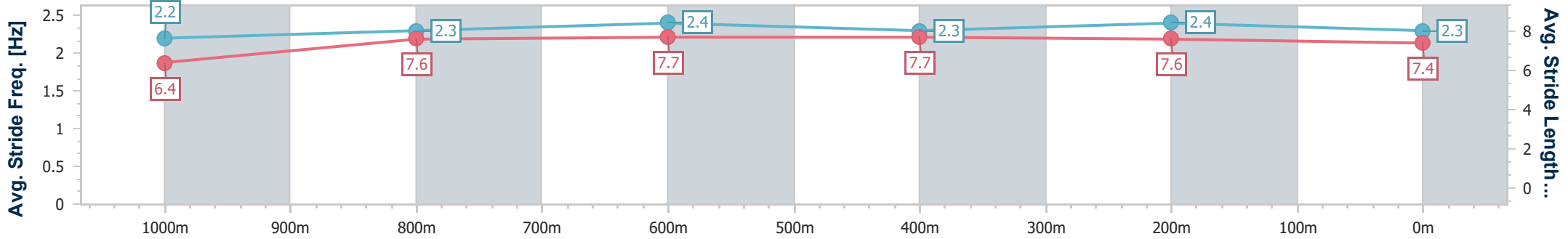
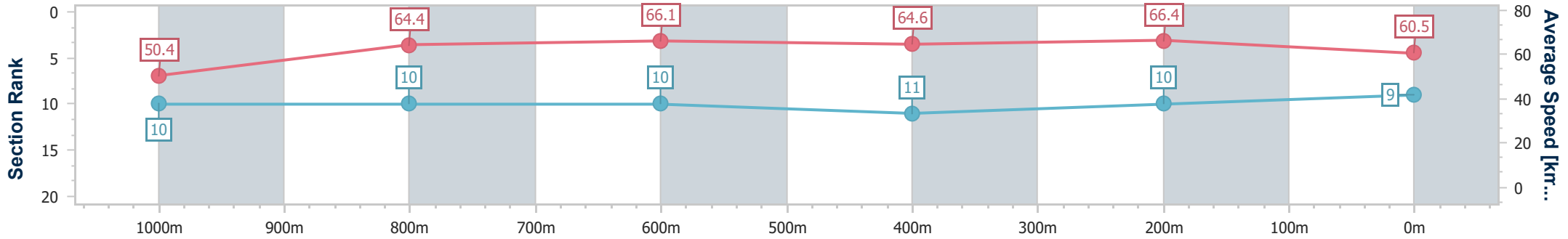
23 March 2024 - 11:58

Track Rating: Good 4, Weather: Fine, Rail Position: +2.5m Entire



BRISBANE RACING CLUB

Section	Overall	1000m	800m	600m	400m	200m
Section Times	1:10.59 [9] (0:14.29)	0:56.30 [10] (0:11.29)	0:45.01 [10] (0:11.00)	0:34.01 [10] (0:11.24)	0:22.77 [11] (0:10.85)	0:11.92 [10]
Average Speed [km/h]	50.4	64.4	66.1	64.6	66.4	60.5
Top Speed [km/h]	65.7	66.1	67.3	65.9	67.4	64.9
Avg. Dist. to Rail [m]	5.6	1.5	2.0	2.2	3.3	1.0
Avg. Stride Freq. [Hz]	2.2	2.3	2.4	2.3	2.4	2.3
Avg. Stride Length [m]	6.4	7.6	7.7	7.7	7.6	7.4



- [ ] Ranking at each section and finish
- .-.- No data available at this section
- NA No data available



Horse/Jockey Name	Adonisea
Final Rank	10
Fastest Section Time (Section)	0:10.89 (800m)
Top Speed [km/h] (Section)	67.5 (800m)
Race State	Finished



Eagle Farm QLD Professional

Race 1: EVIE NETWORKS BENCHMARK 68 Handicap - 1200m

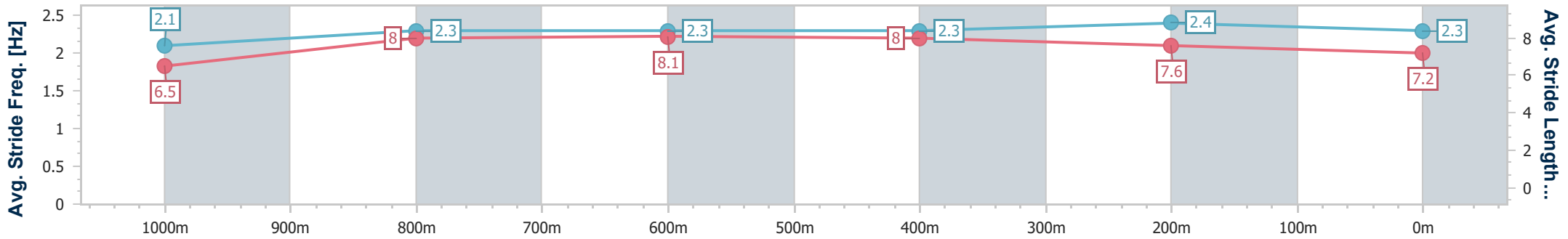
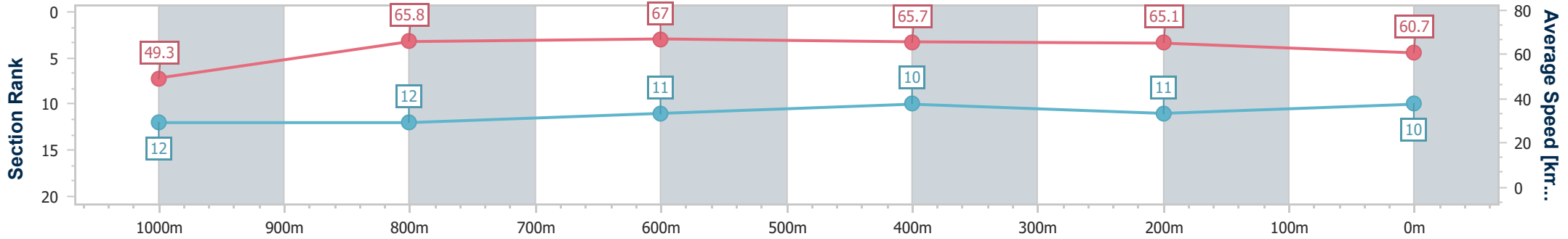
23 March 2024 - 11:58

Track Rating: Good 4, Weather: Fine, Rail Position: +2.5m Entire



BRISBANE RACING CLUB

Section	Overall	1000m	800m	600m	400m	200m
Section Times	1:10.60 [10] (0:14.66)	0:55.94 [12] (0:11.09)	0:44.85 [12] (0:10.89)	0:33.96 [11] (0:11.05)	0:22.91 [10] (0:11.03)	0:11.88 [11] (0:11.88)
Average Speed [km/h]	49.3	65.8	67.0	65.7	65.1	60.7
Top Speed [km/h]	62.6	66.7	67.5	66.4	66.5	63.2
Avg. Dist. to Rail [m]	8.8	2.9	2.1	1.9	6.1	6.1
Avg. Stride Freq. [Hz]	2.1	2.3	2.3	2.3	2.4	2.3
Avg. Stride Length [m]	6.5	8.0	8.1	8.0	7.6	7.2



- [ ] Ranking at each section and finish
- .-.- No data available at this section
- NA No data available



Horse/Jockey Name	Kudu
Final Rank	11
Fastest Section Time (Section)	0:11.01 (800m)
Top Speed [km/h] (Section)	67.4 (1000m)
Race State	Finished



### Eagle Farm QLD Professional

Race 1: EVIE NETWORKS BENCHMARK 68 Handicap - 1200m

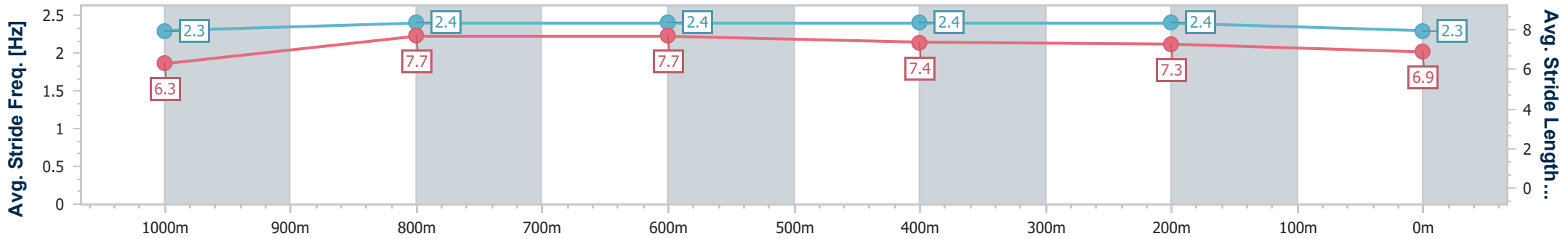
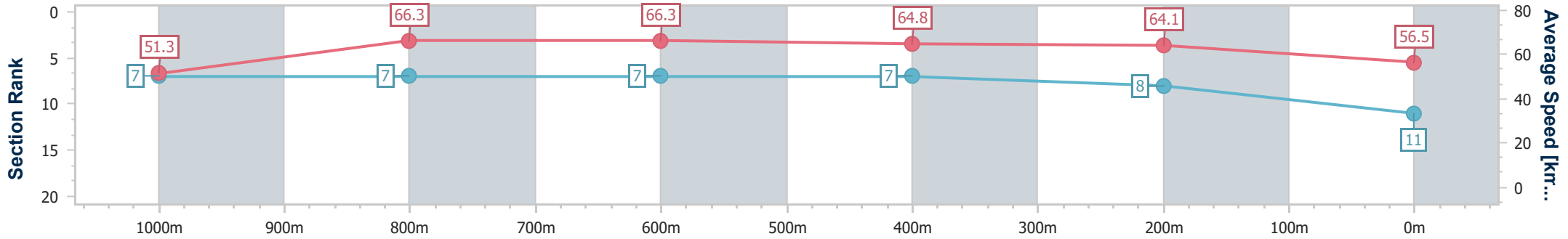
23 March 2024 - 11:58

Track Rating: Good 4, Weather: Fine, Rail Position: +2.5m Entire



BRISBANE RACING CLUB

Section	Overall	1000m	800m	600m	400m	200m
Section Times	1:11.31 [11] (0:14.04)	0:57.27 [7] (0:11.10)	0:46.17 [7] (0:11.01)	0:35.16 [7] (0:11.17)	0:23.99 [7] (0:11.27)	0:12.72 [8] (0:12.72)
Average Speed [km/h]	51.3	66.3	66.3	64.8	64.1	56.5
Top Speed [km/h]	66.6	67.4	67.1	66.7	67.1	61.2
Avg. Dist. to Rail [m]	3.3	3.7	2.9	2.2	5.7	5.3
Avg. Stride Freq. [Hz]	2.3	2.4	2.4	2.4	2.4	2.3
Avg. Stride Length [m]	6.3	7.7	7.7	7.4	7.3	6.9



- [ ] Ranking at each section and finish
- .-.-.- No data available at this section
- NA No data available



Horse/Jockey Name	Iring
Final Rank	12
Fastest Section Time (Section)	0:10.98 (1000m)
Top Speed [km/h] (Section)	68.2 (800m)
Race State	Finished



### Eagle Farm QLD Professional

Race 1: EVIE NETWORKS BENCHMARK 68 Handicap - 1200m

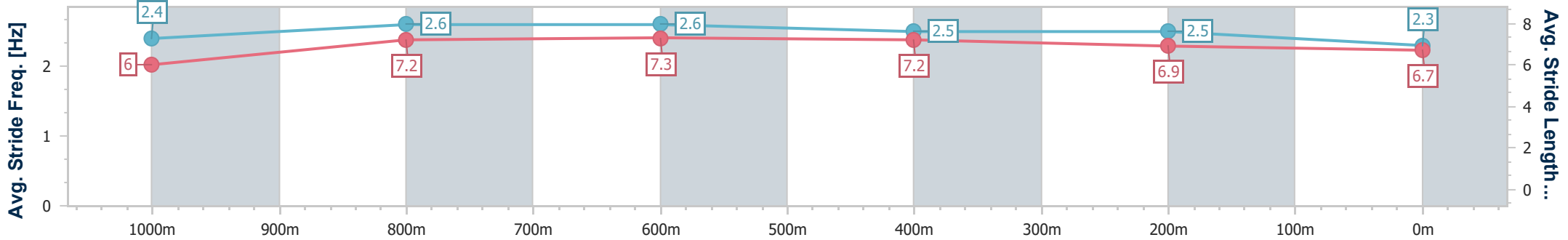
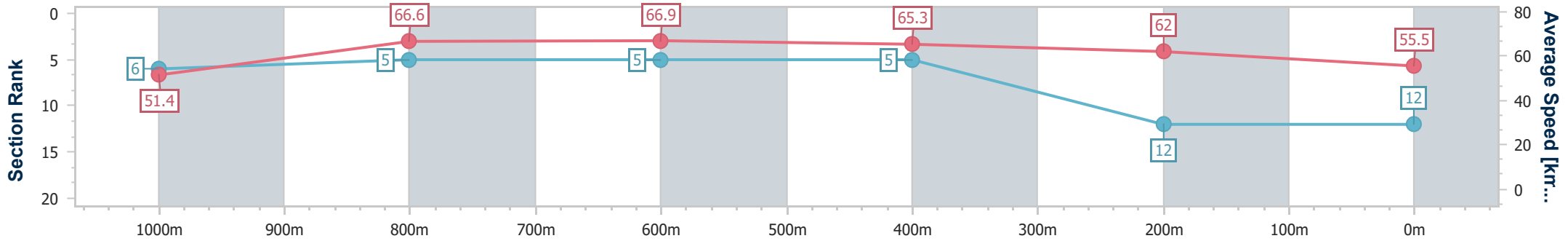
23 March 2024 - 11:58

Track Rating: Good 4, Weather: Fine, Rail Position: +2.5m Entire



BRISBANE RACING CLUB

Section	Overall	1000m	800m	600m	400m	200m
Section Times	1:11.83 [12] (0:14.03)	0:57.80 [6] (0:10.98)	0:46.82 [5] (0:10.99)	0:35.83 [5] (0:11.24)	0:24.59 [5] (0:11.62)	0:12.97 [12] (0:12.97)
Average Speed [km/h]	51.4	66.6	66.9	65.3	62.0	55.5
Top Speed [km/h]	67.8	67.8	68.2	66.2	64.3	60.8
Avg. Dist. to Rail [m]	5.1	3.3	4.2	3.7	7.2	4.7
Avg. Stride Freq. [Hz]	2.4	2.6	2.6	2.5	2.5	2.3
Avg. Stride Length [m]	6.0	7.2	7.3	7.2	6.9	6.7



- [ ] Ranking at each section and finish
- .-.- No data available at this section
- NA No data available



# Eagle Farm QLD Professional

## Race 2: MERCEDES-BENZ BRISBANE Class 1 Handicap - 1600m

23 March 2024 - 12:33



BRISBANE  
RACING CLUB

Track Rating: Good 4, Weather: Fine, Rail Position: +2.5m Entire

Section	Field Times													
Field Times	Overall	1400m	1200m	1000m	800m	600m	400m	Last 600m						
	1:36.28 (0:13.78)	1:22.50 (0:10.99)	1:11.51 (0:11.67)	0:59.84 (0:12.43)	0:47.41 (0:12.21)	0:35.20 (0:11.65)	0:23.55 (0:11.54)	0:35.20						
Rank	TAB	Horse/Jockey	Barrier	Top Speed [km/h]	Fastest Section	Overall	1400m	1200m	1000m	800m	600m	400m	Last 600m	Distance Travelled [m]
1	4	PORT MOURANT Jim Byrne	4	66.1 400m	0:11.20 400m	1:36.28 [1] (0:13.96)	1:22.32 [5] (0:11.30)	1:11.02 [6] (0:11.61)	0:59.41 [5] (0:12.39)	0:47.02 [5] (0:12.19)	0:34.83 [5] (0:11.62)	0:23.21 [5] (0:11.20)	0:34.83	
2	16	CLASSIQUE GAL Samantha Collett	16	67.6 600m	0:10.98 400m	1:36.30 [2] (0:14.31)	1:21.99 [11] (0:11.46)	1:10.53 [11] (0:11.61)	0:58.92 [12] (0:12.43)	0:46.49 [12] (0:12.12)	0:34.37 [10] (0:11.61)	0:22.76 [8] (0:10.98)	0:34.37	+8
3	3	BLUE RAY Justin Huxtable	3	67.3 Overall	0:10.99 1400m	1:36.45 [3] (0:14.07)	1:22.38 [7] (0:10.99)	1:11.39 [4] (0:11.59)	0:59.80 [3] (0:12.42)	0:47.38 [3] (0:12.27)	0:35.11 [3] (0:11.66)	0:23.45 [2] (0:11.43)	0:35.11	-2
4	2	QUOTHQUAN Bailey Wheeler	2	66.7 400m	0:11.05 400m	1:36.45 [4] (0:14.29)	1:22.16 [10] (0:11.48)	1:10.68 [10] (0:11.44)	0:59.24 [9] (0:12.32)	0:46.92 [8] (0:12.30)	0:34.62 [7] (0:11.70)	0:22.92 [6] (0:11.05)	0:34.62	+6
5	10	INTENTIONAL LASS Andrew Mallyon	10	65.9 1400m	0:11.31 1400m	1:36.52 [5] (0:14.09)	1:22.43 [8] (0:11.31)	1:11.12 [8] (0:11.50)	0:59.62 [6] (0:12.38)	0:47.24 [6] (0:12.09)	0:35.15 [4] (0:11.67)	0:23.48 [4] (0:11.40)	0:35.15	+3
6	1	CONNECTICUT James Orman	1	67.6 1400m	0:10.94 1400m	1:36.55 [6] (0:13.83)	1:22.72 [3] (0:10.94)	1:11.78 [1] (0:11.67)	1:00.11 [1] (0:12.43)	0:47.68 [1] (0:12.21)	0:35.47 [1] (0:11.65)	0:23.82 [1] (0:11.59)	0:35.47	-2
7	13	AU REVOIR Robbie Dolan	13	65.9 400m	0:11.10 400m	1:36.56 [7] (0:13.98)	1:22.58 [6] (0:11.39)	1:11.19 [7] (0:11.79)	0:59.40 [8] (0:12.54)	0:46.86 [10] (0:12.20)	0:34.66 [8] (0:11.63)	0:23.03 [7] (0:11.10)	0:34.66	+0
8	6	TAUPO TIGER Micheal Hellyer	6	65.3 600m	0:11.22 400m	1:37.14 [8] (0:14.42)	1:22.72 [12] (0:11.38)	1:11.34 [12] (0:11.51)	0:59.83 [11] (0:12.52)	0:47.31 [13] (0:12.12)	0:35.19 [11] (0:11.89)	0:23.30 [11] (0:11.22)	0:35.19	-3
9	12	ELLE MAGIC Damien Thornton	12	65.4 1400m	0:11.30 400m	1:37.28 [9] (0:14.46)	1:22.82 [13] (0:11.44)	1:11.38 [13] (0:11.57)	0:59.81 [13] (0:12.25)	0:47.56 [11] (0:12.20)	0:35.36 [9] (0:11.88)	0:23.48 [10] (0:11.30)	0:35.36	+9
10	11	SATASHI Michael Rodd	11	66.0 400m	0:11.27 400m	1:37.32 [10] (0:14.24)	1:23.08 [9] (0:11.40)	1:11.68 [9] (0:11.59)	1:00.09 [10] (0:12.46)	0:47.63 [9] (0:12.35)	0:35.28 [12] (0:11.76)	0:23.52 [9] (0:11.27)	0:35.28	+5

Scratched: Kasear (#15), Silent Russian (#5), Luskaire (#7), Cryptic Verse (#14)

Report Created: Sat 23 March 2024 18:10 GMT+10 (Note: Timing is based on position data)

Page 1/16

[ ] Ranking at each section and finish  
 -:-:- No data available at this section  
 NA No data available

SCN Saddle cloth number  
 DNF Did not finish  
 DNT Did not track

data processed by TRIPLES DATA



# Eagle Farm QLD Professional

## Race 2: MERCEDES-BENZ BRISBANE Class 1 Handicap - 1600m

23 March 2024 - 12:33



BRISBANE  
RACING CLUB

Track Rating: Good 4, Weather: Fine, Rail Position: +2.5m Entire

Section	Overall	1400m	1200m	1000m	800m	600m	400m	Last 600m
Field Times	1:36.28 (0:13.78)	1:22.50 (0:10.99)	1:11.51 (0:11.67)	0:59.84 (0:12.43)	0:47.41 (0:12.21)	0:35.20 (0:11.65)	0:23.55 (0:11.54)	0:35.20

Rank	TAB	Horse/Jockey	Barrier	Top Speed [km/h]	Fastest Section	Overall	1400m	1200m	1000m	800m	600m	400m	Last 600m	Distance Travelled [m]
11	8	SEVENTIES HIT	8	67.2	0:11.05	1:37.67 [11]	1:23.82 [4]	1:12.77 [3]	1:01.15 [2]	0:48.65 [2]	0:36.40 [2]	0:24.64 [3]	0:36.40	+6
		Boris Thornton		1400m	1400m	(0:13.85)	(0:11.05)	(0:11.62)	(0:12.50)	(0:12.25)	(0:11.76)	(0:11.82)		
12	9	WHO ORDERED DAFISH	9	65.0	0:11.35	1:40.01 [12]	1:26.23 [2]	1:14.88 [5]	1:03.06 [7]	0:50.59 [7]	0:38.26 [6]	0:25.68 [12]	0:38.26	+1
		Cejay Graham		Overall	1400m	(0:13.78)	(0:11.35)	(0:11.82)	(0:12.47)	(0:12.33)	(0:12.58)	(0:11.97)		

Scratched: Kasear (#15), Silent Russian (#5), Luskaire (#7), Cryptic Verse (#14)





# Eagle Farm QLD Professional

## Race 2: MERCEDES-BENZ BRISBANE Class 1 Handicap - 1600m

23 March 2024 - 12:33



BRISBANE  
RACING CLUB

Track Rating: Good 4, Weather: Fine, Rail Position: +2.5m Entire

Section				200m				Last 600m	
Field Times				0:12.01 (0:12.01)				0:35.20	
Rank	TAB	Horse/Jockey	Barrier	Top Speed [km/h]	Fastest Section	Margin			Distance Travelled [m]
1	4	PORT MOURANT Jim Byrne	4	66.1 400m	0:11.20 400m	0:12.01 [1] (0:12.01)	1:36.28		0:34.83
2	16	CLASSIQUE GAL Samantha Collett	16	67.6 600m	0:10.98 400m	0:11.78 [5] (0:11.78)	0.16L		0:34.37 +8
3	3	BLUE RAY Justin Huxtable	3	67.3 Overall	0:10.99 1400m	0:12.02 [3] (0:12.02)	1.02L		0:35.11 -2
4	2	QUOTHQUAN Bailey Wheeler	2	66.7 400m	0:11.05 400m	0:11.87 [6] (0:11.87)	1.03L		0:34.62 +6
5	10	INTENTIONAL LASS Andrew Mallyon	10	65.9 1400m	0:11.31 1400m	0:12.08 [4] (0:12.08)	1.42L		0:35.15 +3
6	1	CONNECTICUT James Orman	1	67.6 1400m	0:10.94 1400m	0:12.23 [2] (0:12.23)	1.58L		0:35.47 -2
7	13	AU REVOIR Robbie Dolan	13	65.9 400m	0:11.10 400m	0:11.93 [7] (0:11.93)	1.64L		0:34.66 +0
8	6	TAUPO TIGER Micheal Hellyer	6	65.3 600m	0:11.22 400m	0:12.08 [9] (0:12.08)	5.1L		0:35.19 -3
9	12	ELLE MAGIC Damien Thornton	12	65.4 1400m	0:11.30 400m	0:12.18 [11] (0:12.18)	5.92L		0:35.36 +9
10	11	SATASHI Michael Rodd	11	66.0 400m	0:11.27 400m	0:12.25 [10] (0:12.25)	6.15L		0:35.28 +5

Scratched: Kasear (#15), Silent Russian (#5), Luskaire (#7), Cryptic Verse (#14)

Report Created: Sat 23 March 2024 18:10 GMT+10 (Note: Timing is based on position data)

Page 3/16

[ ] Ranking at each section and finish  
 -:-:- No data available at this section  
 NA No data available

SCN Saddle cloth number  
 DNF Did not finish  
 DNT Did not track

data processed by  TRIPLESDATA



# Eagle Farm QLD Professional

## Race 2: MERCEDES-BENZ BRISBANE Class 1 Handicap - 1600m

23 March 2024 - 12:33



BRISBANE  
RACING CLUB

Track Rating: Good 4, Weather: Fine, Rail Position: +2.5m Entire

Section				200m				Last 600m	
Field Times				0:12.01 (0:12.01)				0:35.20	
Rank	TAB Horse/Jockey	Barrier	Top Speed [km/h]	Fastest Section	Margin				Distance Travelled [m]
11	8 SEVENTIES HIT Boris Thornton	8	67.2 1400m	0:11.05 1400m	0:12.82 [8] (0:12.82)	8.18L		0:36.40	+6
12	9 WHO ORDERED DAFISH Cejay Graham	9	65.0 Overall	0:11.35 1400m	0:13.71 [12] (0:13.71)	21.94L		0:38.26	+1

Scratched: Kasear (#15), Silent Russian (#5), Luskaire (#7), Cryptic Verse (#14)

[ ] Ranking at each section and finish  
 -:-:-:- No data available at this section  
 NA No data available

SCN Saddle cloth number  
 DNF Did not finish  
 DNT Did not track



Horse/Jockey Name	Port Mourant
Final Rank	1
Fastest Section Time (Section)	0:11.20 (400m)
Top Speed [km/h] (Section)	66.1 (400m)
Race State	Finished



Eagle Farm QLD Professional  
Race 2: MERCEDES-BENZ BRISBANE Class 1 Handicap - 1600m

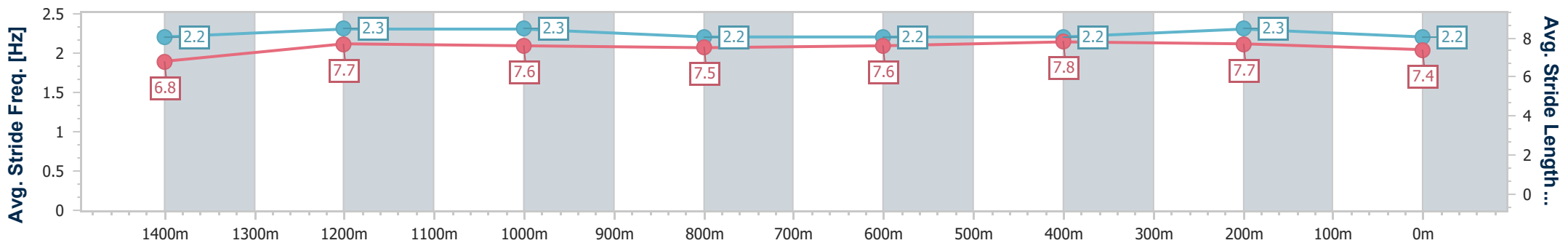
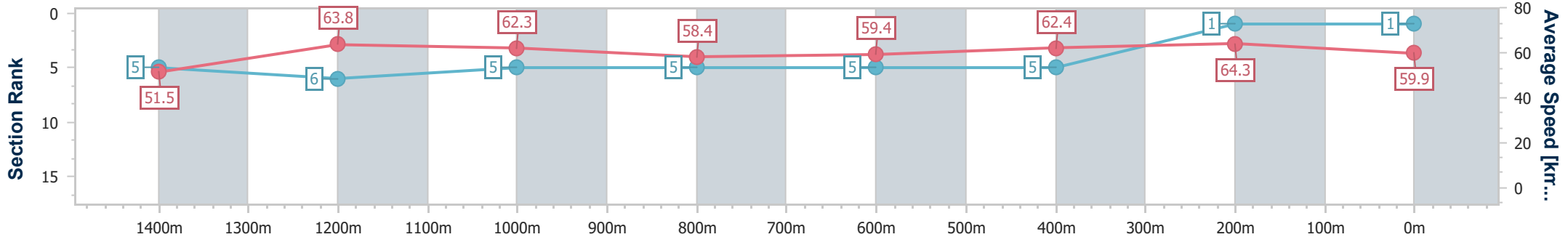
23 March 2024 - 12:33

Track Rating: Good 4, Weather: Fine, Rail Position: +2.5m Entire



BRISBANE RACING CLUB

Section	Overall	1400m	1200m	1000m	800m	600m	400m	200m
Section Times	1:36.28 [1] (0:13.96)	1:22.32 [5] (0:11.30)	1:11.02 [6] (0:11.61)	0:59.41 [5] (0:12.39)	0:47.02 [5] (0:12.19)	0:34.83 [5] (0:11.62)	0:23.21 [5] (0:11.20)	0:12.01 [1] (0:12.01)
Average Speed [km/h]	51.5	63.8	62.3	58.4	59.4	62.4	64.3	59.9
Top Speed [km/h]	63.2	64.8	64.0	59.5	60.2	64.0	66.1	63.4
Avg. Dist. to Rail [m]	5.0	0.9	2.1	1.8	1.0	1.0	3.5	5.3
Avg. Stride Freq. [Hz]	2.2	2.3	2.3	2.2	2.2	2.2	2.3	2.2
Avg. Stride Length [m]	6.8	7.7	7.6	7.5	7.6	7.8	7.7	7.4



- [ ] Ranking at each section and finish
- .-.- No data available at this section
- NA No data available



Horse/Jockey Name	Classique Gal
Final Rank	2
Fastest Section Time (Section)	0:10.98 (400m)
Top Speed [km/h] (Section)	67.6 (600m)
Race State	Finished



Eagle Farm QLD Professional  
Race 2: MERCEDES-BENZ BRISBANE Class 1 Handicap - 1600m

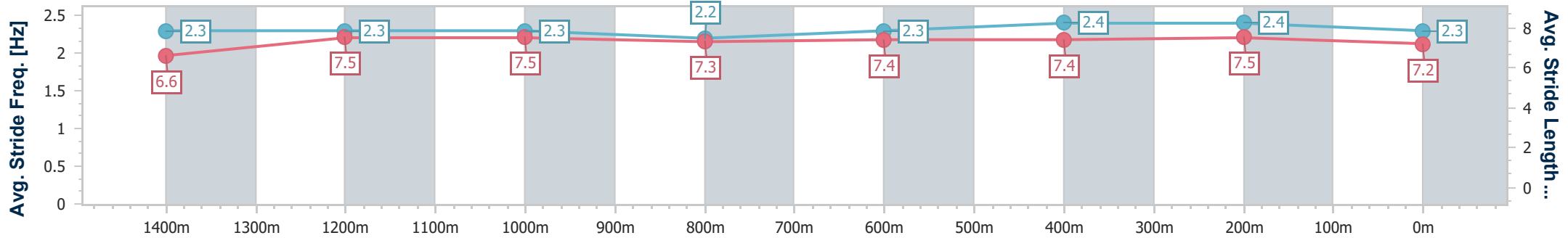
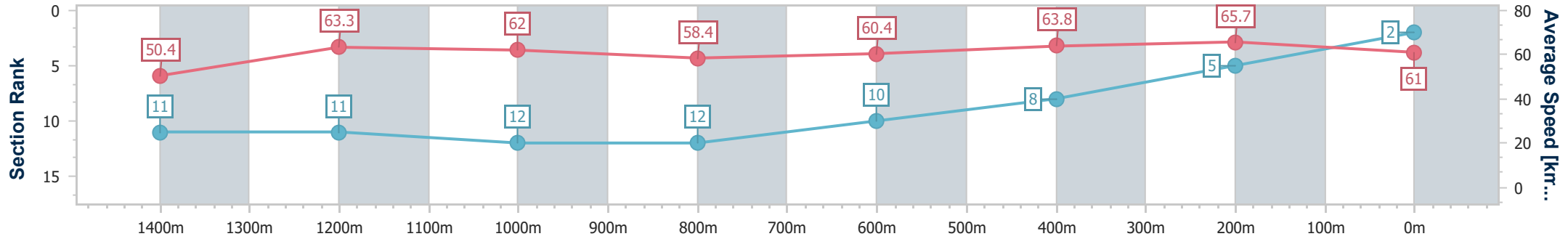
23 March 2024 - 12:33

Track Rating: Good 4, Weather: Fine, Rail Position: +2.5m Entire



BRISBANE RACING CLUB

Section	Overall	1400m	1200m	1000m	800m	600m	400m	200m
Section Times	1:36.30 [2] (0:14.31)	1:21.99 [11] (0:11.46)	1:10.53 [11] (0:11.61)	0:58.92 [12] (0:12.43)	0:46.49 [12] (0:12.12)	0:34.37 [10] (0:11.61)	0:22.76 [8] (0:10.98)	0:11.78 [5] (0:11.78)
Average Speed [km/h]	50.4	63.3	62.0	58.4	60.4	63.8	65.7	61.0
Top Speed [km/h]	62.9	64.8	63.9	60.0	62.5	67.6	67.2	63.8
Avg. Dist. to Rail [m]	11.4	2.0	2.6	2.2	2.8	5.9	7.5	7.6
Avg. Stride Freq. [Hz]	2.3	2.3	2.3	2.2	2.3	2.4	2.4	2.3
Avg. Stride Length [m]	6.6	7.5	7.5	7.3	7.4	7.4	7.5	7.2



- [ ] Ranking at each section and finish
- .-.- No data available at this section
- NA No data available



Horse/Jockey Name	Blue Ray
Final Rank	3
Fastest Section Time (Section)	0:10.99 (1400m)
Top Speed [km/h] (Section)	67.3 (Overall)
Race State	Finished



Eagle Farm QLD Professional  
Race 2: MERCEDES-BENZ BRISBANE Class 1 Handicap - 1600m

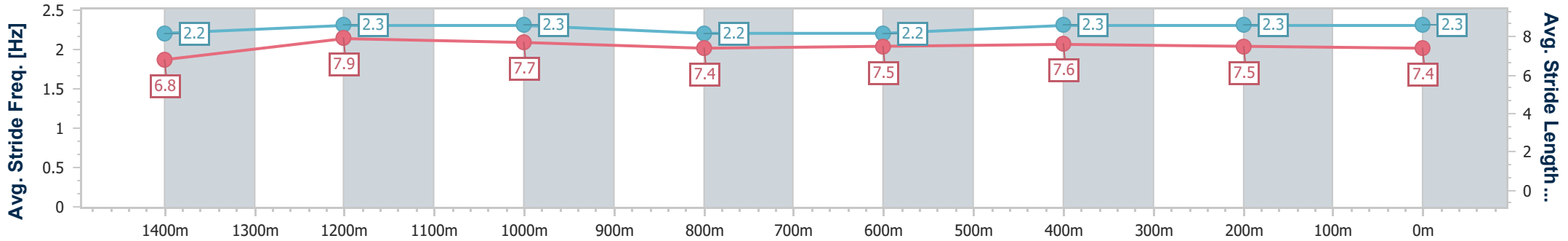
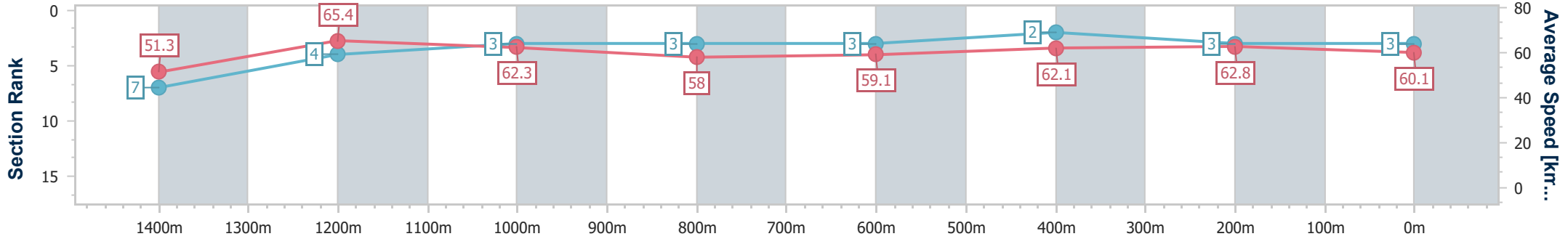
23 March 2024 - 12:33

Track Rating: Good 4, Weather: Fine, Rail Position: +2.5m Entire



BRISBANE RACING CLUB

Section	Overall	1400m	1200m	1000m	800m	600m	400m	200m
Section Times	1:36.45 [3] (0:14.07)	1:22.38 [7] (0:10.99)	1:11.39 [4] (0:11.59)	0:59.80 [3] (0:12.42)	0:47.38 [3] (0:12.27)	0:35.11 [3] (0:11.66)	0:23.45 [2] (0:11.43)	0:12.02 [3] (0:12.02)
Average Speed [km/h]	51.3	65.4	62.3	58.0	59.1	62.1	62.8	60.1
Top Speed [km/h]	67.3	67.0	64.7	60.1	60.2	63.5	64.3	62.6
Avg. Dist. to Rail [m]	6.7	0.6	0.6	1.0	1.4	0.5	1.1	2.6
Avg. Stride Freq. [Hz]	2.2	2.3	2.3	2.2	2.2	2.3	2.3	2.3
Avg. Stride Length [m]	6.8	7.9	7.7	7.4	7.5	7.6	7.5	7.4



- [ ] Ranking at each section and finish
- .-.- No data available at this section
- NA No data available



Horse/Jockey Name	Quothquan
Final Rank	4
Fastest Section Time (Section)	0:11.05 (400m)
Top Speed [km/h] (Section)	66.7 (400m)
Race State	Finished



Eagle Farm QLD Professional  
Race 2: MERCEDES-BENZ BRISBANE Class 1 Handicap - 1600m

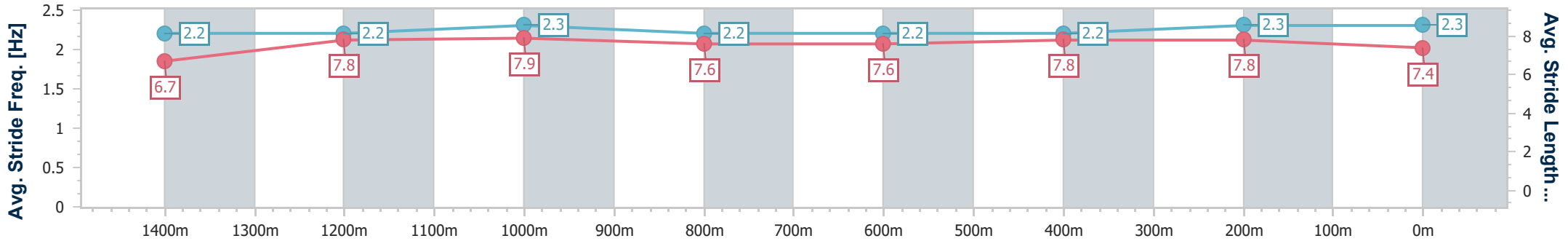
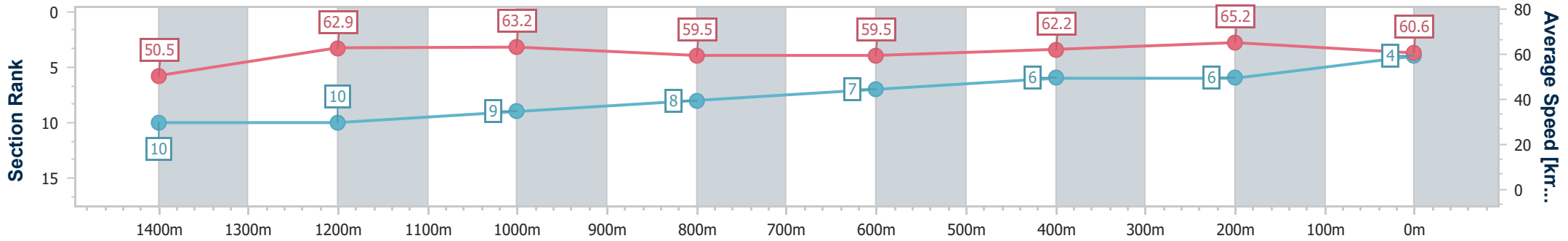
23 March 2024 - 12:33

Track Rating: Good 4, Weather: Fine, Rail Position: +2.5m Entire



BRISBANE RACING CLUB

Section	Overall	1400m	1200m	1000m	800m	600m	400m	200m
Section Times	1:36.45 [4] (0:14.29)	1:22.16 [10] (0:11.48)	1:10.68 [10] (0:11.44)	0:59.24 [9] (0:12.32)	0:46.92 [8] (0:12.30)	0:34.62 [7] (0:11.70)	0:22.92 [6] (0:11.05)	0:11.87 [6] (0:11.87)
Average Speed [km/h]	50.5	62.9	63.2	59.5	59.5	62.2	65.2	60.6
Top Speed [km/h]	65.6	64.8	65.8	62.3	60.6	66.2	66.7	64.4
Avg. Dist. to Rail [m]	8.9	2.3	4.0	3.5	3.6	2.5	7.5	8.8
Avg. Stride Freq. [Hz]	2.2	2.2	2.3	2.2	2.2	2.2	2.3	2.3
Avg. Stride Length [m]	6.7	7.8	7.9	7.6	7.6	7.8	7.8	7.4



- [ ] Ranking at each section and finish
- .-.- No data available at this section
- NA No data available



Horse/Jockey Name	Intentional Lass
Final Rank	5
Fastest Section Time (Section)	0:11.31 (1400m)
Top Speed [km/h] (Section)	65.9 (1400m)
Race State	Finished



Eagle Farm QLD Professional  
Race 2: MERCEDES-BENZ BRISBANE Class 1 Handicap - 1600m

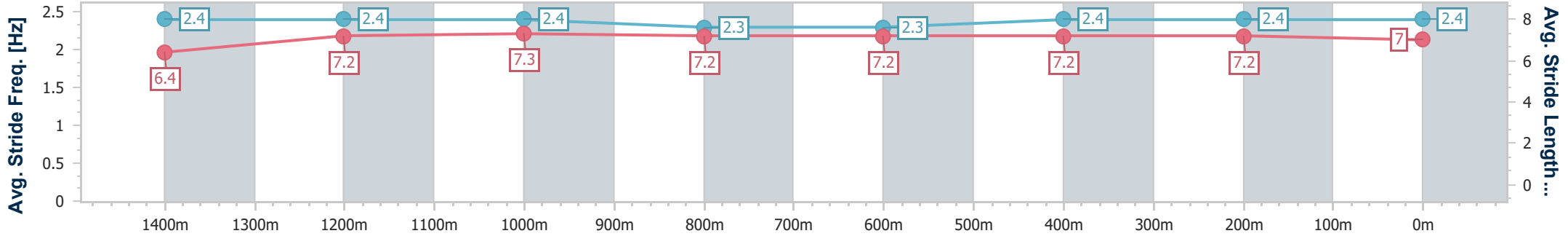
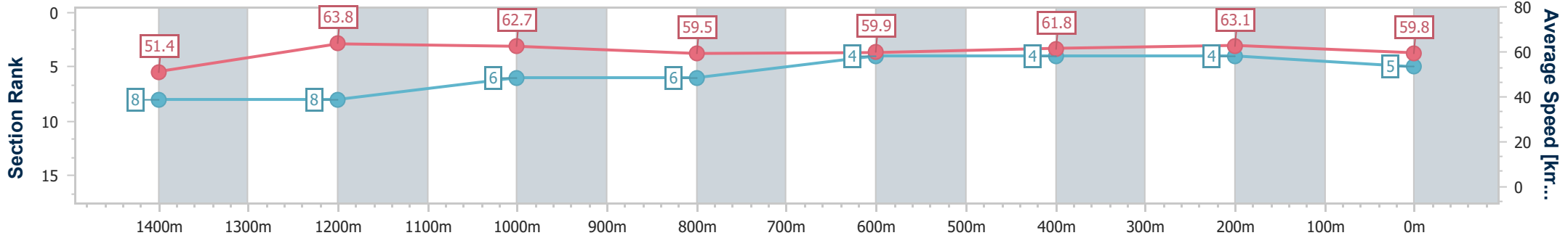
23 March 2024 - 12:33

Track Rating: Good 4, Weather: Fine, Rail Position: +2.5m Entire



BRISBANE RACING CLUB

Section	Overall	1400m	1200m	1000m	800m	600m	400m	200m
Section Times	1:36.52 [5] (0:14.09)	1:22.43 [8] (0:11.31)	1:11.12 [8] (0:11.50)	0:59.62 [6] (0:12.38)	0:47.24 [6] (0:12.09)	0:35.15 [4] (0:11.67)	0:23.48 [4] (0:11.40)	0:12.08 [4] (0:12.08)
Average Speed [km/h]	51.4	63.8	62.7	59.5	59.9	61.8	63.1	59.8
Top Speed [km/h]	65.8	65.9	64.4	61.3	61.2	64.5	63.9	61.4
Avg. Dist. to Rail [m]	10.9	3.1	5.3	3.7	1.5	0.4	1.4	2.4
Avg. Stride Freq. [Hz]	2.4	2.4	2.4	2.3	2.3	2.4	2.4	2.4
Avg. Stride Length [m]	6.4	7.2	7.3	7.2	7.2	7.2	7.2	7.0



- [ ] Ranking at each section and finish
- .-.- No data available at this section
- NA No data available



Horse/Jockey Name	Connecticut
Final Rank	6
Fastest Section Time (Section)	0:10.94 (1400m)
Top Speed [km/h] (Section)	67.6 (1400m)
Race State	Finished



Eagle Farm QLD Professional  
Race 2: MERCEDES-BENZ BRISBANE Class 1 Handicap - 1600m

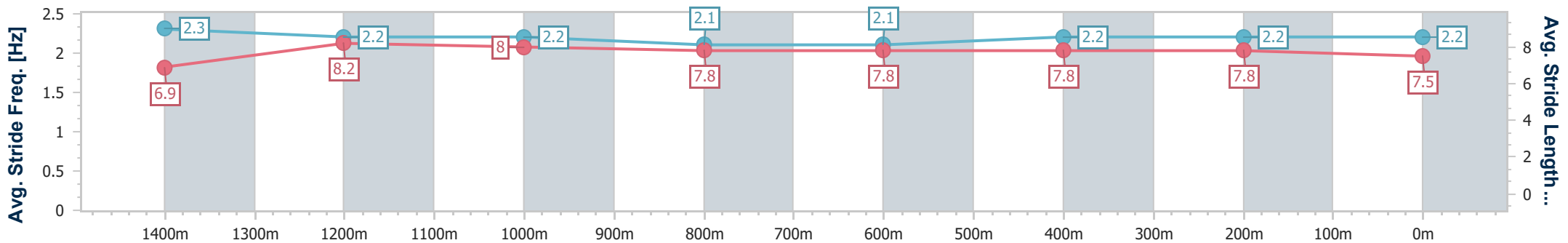
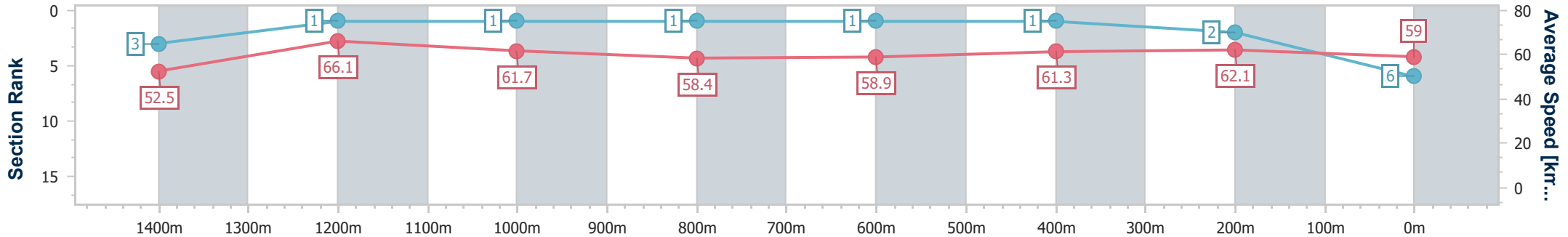
23 March 2024 - 12:33

Track Rating: Good 4, Weather: Fine, Rail Position: +2.5m Entire



BRISBANE RACING CLUB

Section	Overall	1400m	1200m	1000m	800m	600m	400m	200m
Section Times	1:36.55 [6] (0:13.83)	1:22.72 [3] (0:10.94)	1:11.78 [1] (0:11.67)	1:00.11 [1] (0:12.43)	0:47.68 [1] (0:12.21)	0:35.47 [1] (0:11.65)	0:23.82 [1] (0:11.59)	0:12.23 [2] (0:12.23)
Average Speed [km/h]	52.5	66.1	61.7	58.4	58.9	61.3	62.1	59.0
Top Speed [km/h]	67.0	67.6	63.4	59.5	59.8	62.6	63.1	60.9
Avg. Dist. to Rail [m]	13.2	4.4	1.9	1.1	0.3	0.9	1.2	1.4
Avg. Stride Freq. [Hz]	2.3	2.2	2.2	2.1	2.1	2.2	2.2	2.2
Avg. Stride Length [m]	6.9	8.2	8.0	7.8	7.8	7.8	7.8	7.5



- [ ] Ranking at each section and finish
- .-.- No data available at this section
- NA No data available





Horse/Jockey Name	Au Revoir
Final Rank	7
Fastest Section Time (Section)	0:11.10 (400m)
Top Speed [km/h] (Section)	65.9 (400m)
Race State	Finished



Eagle Farm QLD Professional  
Race 2: MERCEDES-BENZ BRISBANE Class 1 Handicap - 1600m

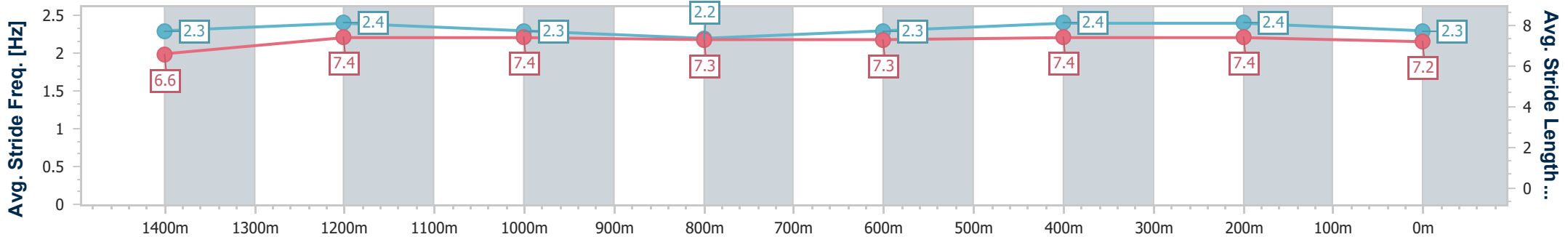
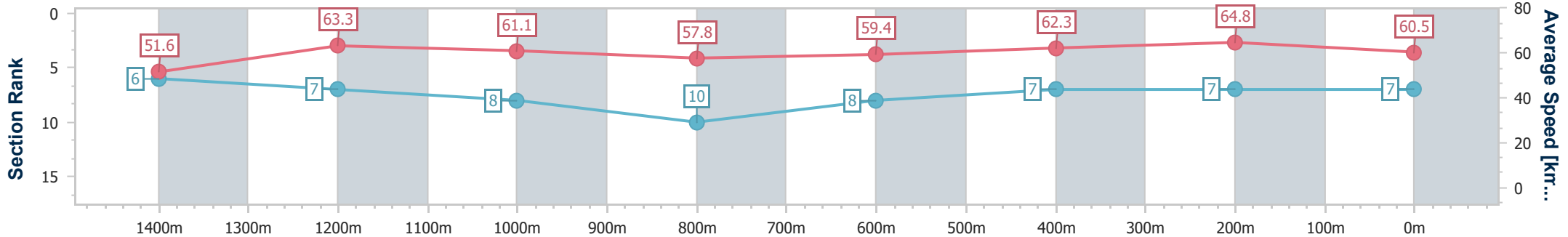
23 March 2024 - 12:33

Track Rating: Good 4, Weather: Fine, Rail Position: +2.5m Entire



BRISBANE RACING CLUB

Section	Overall	1400m	1200m	1000m	800m	600m	400m	200m
Section Times	1:36.56 [7] (0:13.98)	1:22.58 [6] (0:11.39)	1:11.19 [7] (0:11.79)	0:59.40 [8] (0:12.54)	0:46.86 [10] (0:12.20)	0:34.66 [8] (0:11.63)	0:23.03 [7] (0:11.10)	0:11.93 [7] (0:11.93)
Average Speed [km/h]	51.6	63.3	61.1	57.8	59.4	62.3	64.8	60.5
Top Speed [km/h]	63.2	65.4	63.5	59.8	61.1	65.5	65.9	63.2
Avg. Dist. to Rail [m]	6.3	1.7	1.7	1.4	2.1	0.8	4.1	5.8
Avg. Stride Freq. [Hz]	2.3	2.4	2.3	2.2	2.3	2.4	2.4	2.3
Avg. Stride Length [m]	6.6	7.4	7.4	7.3	7.3	7.4	7.4	7.2



- [ ] Ranking at each section and finish
- .-.- No data available at this section
- NA No data available



Horse/Jockey Name	Taupo Tiger
Final Rank	8
Fastest Section Time (Section)	0:11.22 (400m)
Top Speed [km/h] (Section)	65.3 (600m)
Race State	Finished



Eagle Farm QLD Professional  
Race 2: MERCEDES-BENZ BRISBANE Class 1 Handicap - 1600m

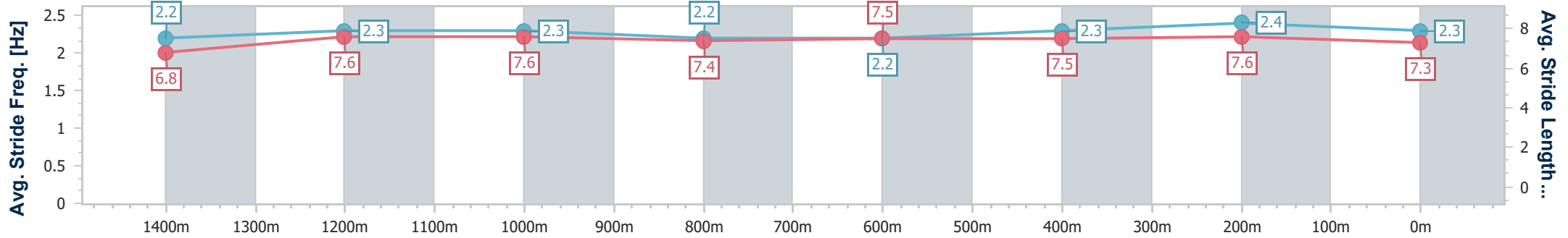
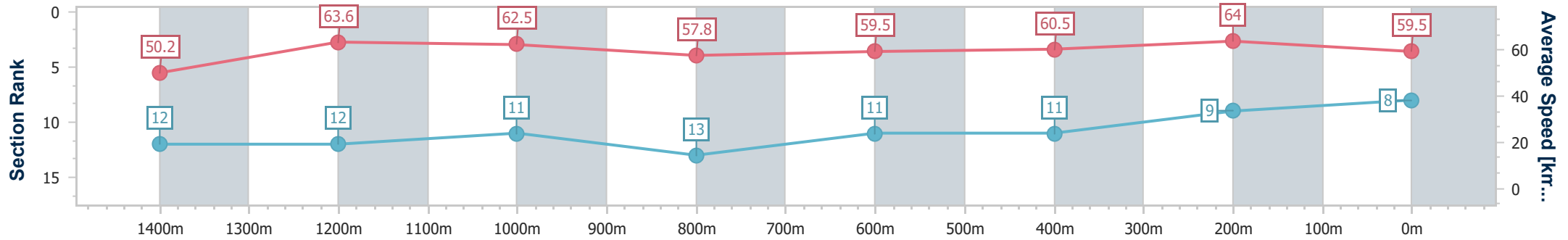
23 March 2024 - 12:33

Track Rating: Good 4, Weather: Fine, Rail Position: +2.5m Entire



BRISBANE RACING CLUB

Section	Overall	1400m	1200m	1000m	800m	600m	400m	200m
Section Times	1:37.14 [8] (0:14.42)	1:22.72 [12] (0:11.38)	1:11.34 [12] (0:11.51)	0:59.83 [11] (0:12.52)	0:47.31 [13] (0:12.12)	0:35.19 [11] (0:11.89)	0:23.30 [11] (0:11.22)	0:12.08 [9] (0:12.08)
Average Speed [km/h]	50.2	63.6	62.5	57.8	59.5	60.5	64.0	59.5
Top Speed [km/h]	63.8	64.0	64.4	59.5	60.4	65.3	65.3	62.5
Avg. Dist. to Rail [m]	10.3	1.3	1.7	1.0	0.5	0.6	0.4	0.5
Avg. Stride Freq. [Hz]	2.2	2.3	2.3	2.2	2.2	2.3	2.4	2.3
Avg. Stride Length [m]	6.8	7.6	7.6	7.4	7.5	7.5	7.6	7.3



- [ ] Ranking at each section and finish
- .-.- No data available at this section
- NA No data available



Horse/Jockey Name	Elle Magic
Final Rank	9
Fastest Section Time (Section)	0:11.30 (400m)
Top Speed [km/h] (Section)	65.4 (1400m)
Race State	Finished



Eagle Farm QLD Professional  
Race 2: MERCEDES-BENZ BRISBANE Class 1 Handicap - 1600m

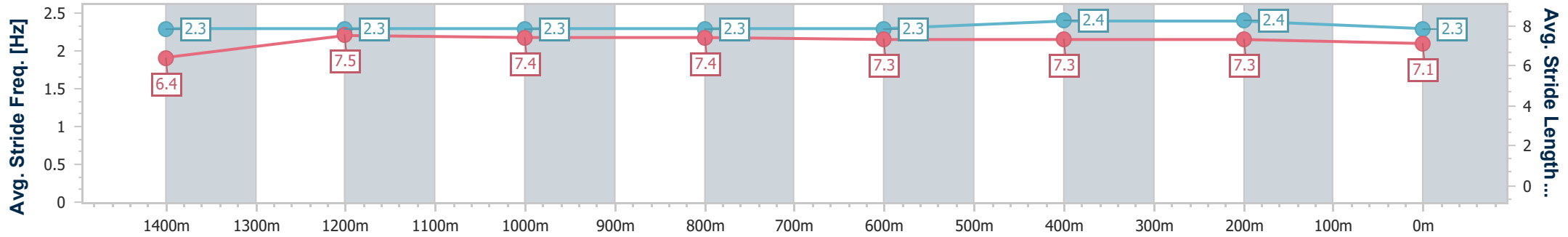
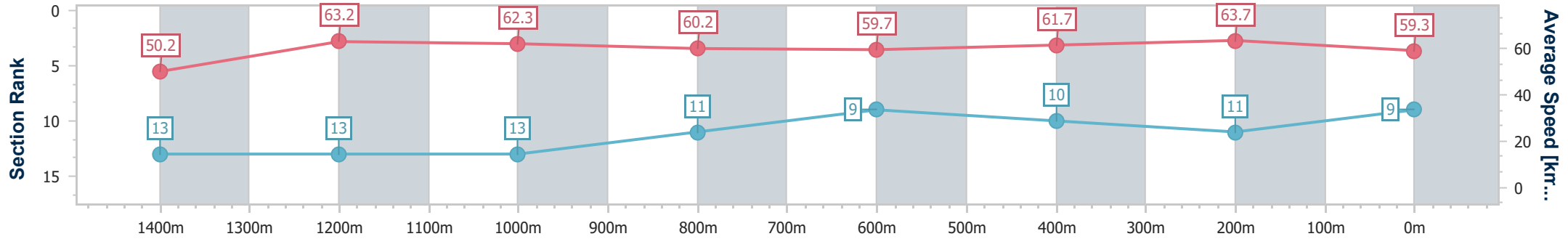
23 March 2024 - 12:33

Track Rating: Good 4, Weather: Fine, Rail Position: +2.5m Entire



BRISBANE RACING CLUB

Section	Overall	1400m	1200m	1000m	800m	600m	400m	200m
Section Times	1:37.28 [9] (0:14.46)	1:22.82 [13] (0:11.44)	1:11.38 [13] (0:11.57)	0:59.81 [13] (0:12.25)	0:47.56 [11] (0:12.20)	0:35.36 [9] (0:11.88)	0:23.48 [10] (0:11.30)	0:12.18 [11] (0:12.18)
Average Speed [km/h]	50.2	63.2	62.3	60.2	59.7	61.7	63.7	59.3
Top Speed [km/h]	62.0	65.4	64.6	61.0	61.2	64.9	65.3	61.1
Avg. Dist. to Rail [m]	15.4	4.5	5.2	4.2	3.1	3.4	6.4	7.1
Avg. Stride Freq. [Hz]	2.3	2.3	2.3	2.3	2.3	2.4	2.4	2.3
Avg. Stride Length [m]	6.4	7.5	7.4	7.4	7.3	7.3	7.3	7.1



- [ ] Ranking at each section and finish
- .-.- No data available at this section
- NA No data available



Horse/Jockey Name	Satashi
Final Rank	10
Fastest Section Time (Section)	0:11.27 (400m)
Top Speed [km/h] (Section)	66.0 (400m)
Race State	Finished



Eagle Farm QLD Professional  
Race 2: MERCEDES-BENZ BRISBANE Class 1 Handicap - 1600m

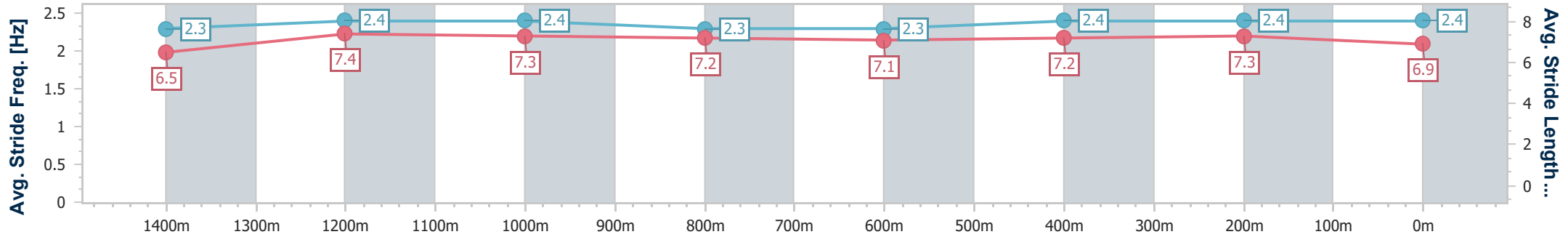
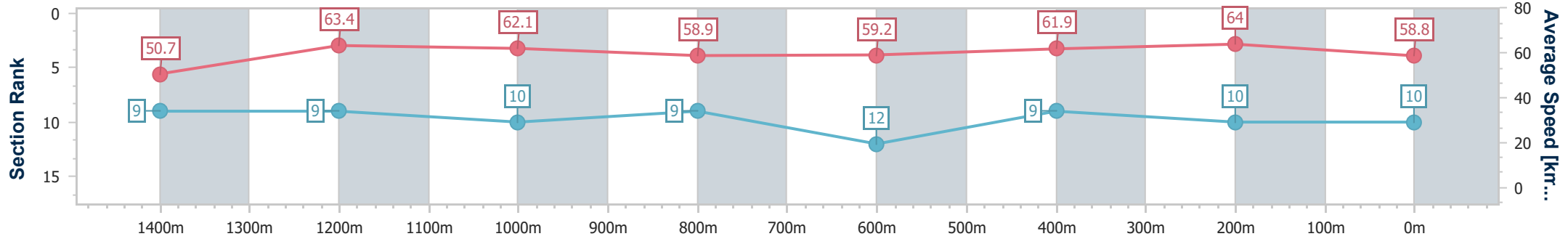
23 March 2024 - 12:33

Track Rating: Good 4, Weather: Fine, Rail Position: +2.5m Entire



BRISBANE RACING CLUB

Section	Overall	1400m	1200m	1000m	800m	600m	400m	200m
Section Times	1:37.32 [10] (0:14.24)	1:23.08 [9] (0:11.40)	1:11.68 [9] (0:11.59)	1:00.09 [10] (0:12.46)	0:47.63 [9] (0:12.35)	0:35.28 [12] (0:11.76)	0:23.52 [9] (0:11.27)	0:12.25 [10] (0:12.25)
Average Speed [km/h]	50.7	63.4	62.1	58.9	59.2	61.9	64.0	58.8
Top Speed [km/h]	64.7	64.9	65.1	60.1	60.7	65.7	66.0	60.8
Avg. Dist. to Rail [m]	5.1	1.7	4.6	3.7	3.1	2.2	6.6	6.9
Avg. Stride Freq. [Hz]	2.3	2.4	2.4	2.3	2.3	2.4	2.4	2.4
Avg. Stride Length [m]	6.5	7.4	7.3	7.2	7.1	7.2	7.3	6.9



- [ ] Ranking at each section and finish
- .-.- No data available at this section
- NA No data available



Horse/Jockey Name	Seventies Hit
Final Rank	11
Fastest Section Time (Section)	0:11.05 (1400m)
Top Speed [km/h] (Section)	67.2 (1400m)
Race State	Finished



Eagle Farm QLD Professional  
Race 2: MERCEDES-BENZ BRISBANE Class 1 Handicap - 1600m

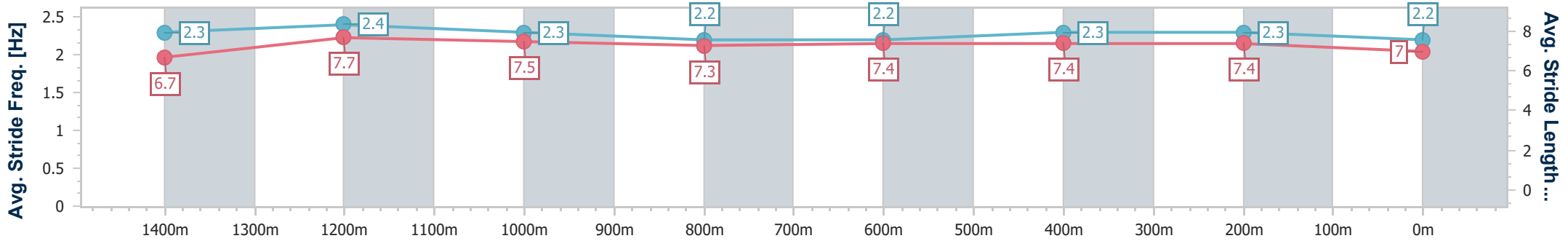
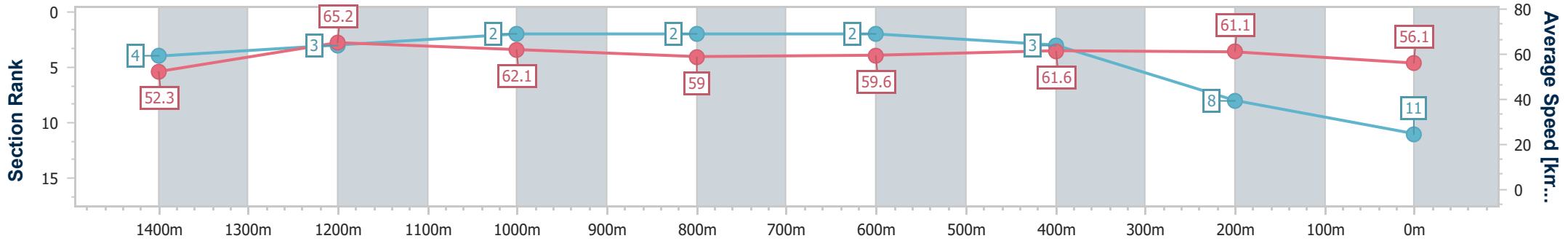
23 March 2024 - 12:33

Track Rating: Good 4, Weather: Fine, Rail Position: +2.5m Entire



BRISBANE RACING CLUB

Section	Overall	1400m	1200m	1000m	800m	600m	400m	200m
Section Times	1:37.67 [11] (0:13.85)	1:23.82 [4] (0:11.05)	1:12.77 [3] (0:11.62)	1:01.15 [2] (0:12.50)	0:48.65 [2] (0:12.25)	0:36.40 [2] (0:11.76)	0:24.64 [3] (0:11.82)	0:12.82 [8] (0:12.82)
Average Speed [km/h]	52.3	65.2	62.1	59.0	59.6	61.6	61.1	56.1
Top Speed [km/h]	65.6	67.2	64.9	59.6	60.7	62.9	63.1	58.1
Avg. Dist. to Rail [m]	12.3	4.9	5.2	4.5	3.4	1.4	1.7	1.4
Avg. Stride Freq. [Hz]	2.3	2.4	2.3	2.2	2.2	2.3	2.3	2.2
Avg. Stride Length [m]	6.7	7.7	7.5	7.3	7.4	7.4	7.4	7.0



- [ ] Ranking at each section and finish
- .-.- No data available at this section
- NA No data available



Horse/Jockey Name	Who Ordered Dafish
Final Rank	12
Fastest Section Time (Section)	0:11.35 (1400m)
Top Speed [km/h] (Section)	65.0 (Overall)
Race State	Finished



Eagle Farm QLD Professional  
Race 2: MERCEDES-BENZ BRISBANE Class 1 Handicap - 1600m

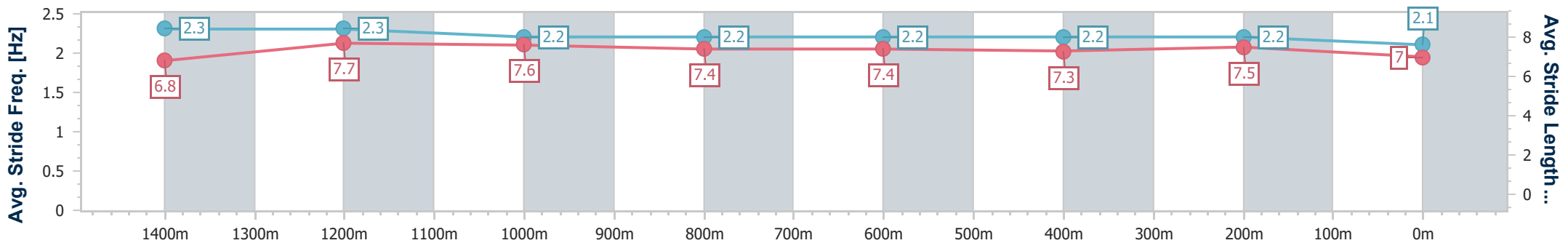
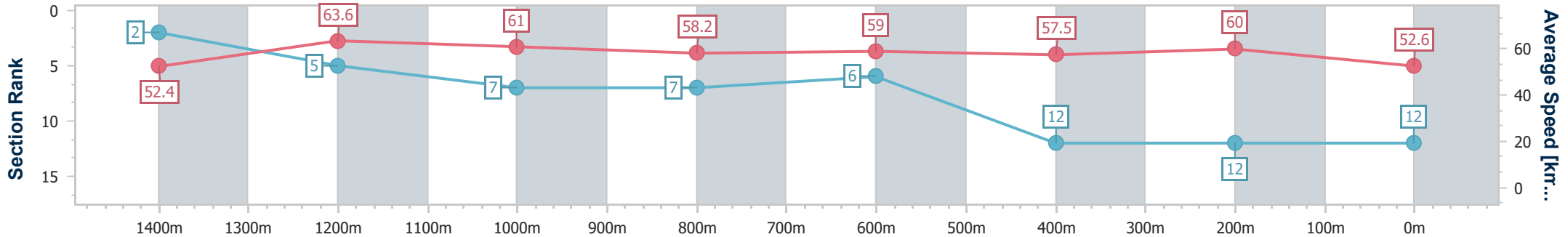
23 March 2024 - 12:33

Track Rating: Good 4, Weather: Fine, Rail Position: +2.5m Entire



BRISBANE RACING CLUB

Section	Overall	1400m	1200m	1000m	800m	600m	400m	200m
Section Times	1:40.01 [12] (0:13.78)	1:26.23 [2] (0:11.35)	1:14.88 [5] (0:11.82)	1:03.06 [7] (0:12.47)	0:50.59 [7] (0:12.33)	0:38.26 [6] (0:12.58)	0:25.68 [12] (0:11.97)	0:13.71 [12] (0:13.71)
Average Speed [km/h]	52.4	63.6	61.0	58.2	59.0	57.5	60.0	52.6
Top Speed [km/h]	65.0	64.8	63.4	59.9	59.8	61.9	62.8	56.4
Avg. Dist. to Rail [m]	8.4	1.1	1.7	1.4	2.2	1.2	0.4	0.8
Avg. Stride Freq. [Hz]	2.3	2.3	2.2	2.2	2.2	2.2	2.2	2.1
Avg. Stride Length [m]	6.8	7.7	7.6	7.4	7.4	7.3	7.5	7.0



- [ ] Ranking at each section and finish
- .-.- No data available at this section
- NA No data available



# Eagle Farm QLD Professional

## Race 3: ACE Class 3 Plate - 1400m

23 March 2024 - 13:09



BRISBANE  
RACING CLUB

Track Rating: Good 4, Weather: Fine, Rail Position: +2.5m Entire

Section		Field Times										Last 600m
		Overall	1200m	1000m	800m	600m	400m					
		1:23.05 (0:13.87)	1:09.18 (0:11.22)	0:57.96 (0:11.31)	0:46.65 (0:11.41)	0:35.24 (0:11.65)	0:23.59 (0:11.68)	0:35.24				
Rank	TAB Horse/Jockey	Barrier	Top Speed [km/h]	Fastest Section								Distance Travelled [m]
1	9 BROOKHAVEN Damien Thornton	9	66.3 1000m	0:11.17 400m	1:23.05 [1] (0:14.62)	1:08.43 [7] (0:11.18)	0:57.25 [7] (0:11.26)	0:45.99 [7] (0:11.50)	0:34.49 [6] (0:11.54)	0:22.95 [7] (0:11.17)	0:34.49	
2	12 KINETIC Angela Jones	12	65.2 1200m	0:11.23 400m	1:23.37 [2] (0:14.35)	1:09.02 [5] (0:11.26)	0:57.76 [6] (0:11.37)	0:46.39 [6] (0:11.64)	0:34.75 [8] (0:11.52)	0:23.23 [8] (0:11.23)	0:34.75 -3	
3	5 SCHMOOZER Marnu Potgieter	5	65.8 1200m	0:11.14 1200m	1:23.42 [3] (0:14.06)	1:09.36 [2] (0:11.14)	0:58.22 [2] (0:11.48)	0:46.74 [4] (0:11.51)	0:35.23 [4] (0:11.52)	0:23.71 [3] (0:11.43)	0:35.23 -3	
4	3 PENTITO Taylor Marshall	3	66.4 1200m	0:11.23 1200m	1:23.47 [4] (0:14.63)	1:08.84 [8] (0:11.23)	0:57.61 [8] (0:11.37)	0:46.24 [8] (0:11.38)	0:34.86 [7] (0:11.43)	0:23.43 [6] (0:11.37)	0:34.86 -2	
5	1 DARK HARMONY Mark Du Plessis	1	65.2 1200m	0:11.22 1200m	1:23.58 [5] (0:13.87)	1:09.71 [1] (0:11.22)	0:58.49 [1] (0:11.31)	0:47.18 [1] (0:11.41)	0:35.77 [1] (0:11.65)	0:24.12 [1] (0:11.73)	0:35.77 -9	
6	4 PERSEVERE Nikita Beriman	4	66.3 1000m	0:11.15 1000m	1:23.81 [6] (0:14.19)	1:09.62 [3] (0:11.31)	0:58.31 [4] (0:11.15)	0:47.16 [3] (0:11.52)	0:35.64 [3] (0:11.61)	0:24.03 [4] (0:11.45)	0:35.64 +1	
7	6 TENZING James Orman	6	67.1 1200m	0:11.21 1200m	1:23.82 [7] (0:14.92)	1:08.90 [10] (0:11.21)	0:57.69 [9] (0:11.30)	0:46.39 [9] (0:11.45)	0:34.94 [9] (0:11.38)	0:23.56 [10] (0:11.34)	0:34.94 -4	
8	7 THUNDER MANIA Robbie Dolan	7	64.8 1000m	0:11.30 1000m	1:23.95 [8] (0:14.22)	1:09.73 [4] (0:11.37)	0:58.36 [5] (0:11.30)	0:47.06 [5] (0:11.52)	0:35.54 [5] (0:11.50)	0:24.04 [5] (0:11.52)	0:35.54 -9	
9	8 WHODAT Martin Harley	8	66.6 800m	0:11.16 1000m	1:24.10 [9] (0:15.11)	1:08.99 [11] (0:11.35)	0:57.64 [10] (0:11.16)	0:46.48 [10] (0:11.33)	0:35.15 [10] (0:11.28)	0:23.87 [9] (0:11.49)	0:35.15 +1	
10	10 VOLDEMORT Stacey Callow	10	68.4 1200m	0:10.86 1200m	1:24.33 [10] (0:14.43)	1:09.90 [6] (0:10.86)	0:59.04 [3] (0:11.26)	0:47.78 [2] (0:11.46)	0:36.32 [2] (0:11.65)	0:24.67 [2] (0:11.86)	0:36.32 -1	

Did Not Finish: Ocean Zar (#15)

Scratched: Demon Delivera (#2), Quothquan (#13), Belle Tycoon (#11), Impressiero (#14)

Report Created: Sat 23 March 2024 13:54 GMT+10 (Note: Timing is based on position data)

Page 1/14

[ ] Ranking at each section and finish  
 -:-:- No data available at this section  
 NA No data available

SCN Saddle cloth number  
 DNF Did not finish  
 DNT Did not track

data processed by TRIPLES DATA



# Eagle Farm QLD Professional

## Race 3: ACE Class 3 Plate - 1400m

23 March 2024 - 13:09



BRISBANE  
RACING CLUB

Track Rating: Good 4, Weather: Fine, Rail Position: +2.5m Entire

Section							200m			Last 600m
Field Times							0:11.91			0:35.24
Rank	TAB	Horse/Jockey	Barrier	Top Speed [km/h]	Fastest Section	Margin			Distance Travelled [m]	
1	9	<b>BROOKHAVEN</b> Damien Thornton	9	66.3 1000m	0:11.17 400m	0:11.78 [4] (0:11.78)	1:23.05		0:34.49	
2	12	<b>KINETIC</b> Angela Jones	12	65.2 1200m	0:11.23 400m	0:12.00 [5] (0:12.00)	1.88L		0:34.75 -3	
3	5	<b>SCHMOOZER</b> Marnu Potgieter	5	65.8 1200m	0:11.14 1200m	0:12.28 [1] (0:12.28)	2.2L		0:35.23 -3	
4	3	<b>PENTITO</b> Taylor Marshall	3	66.4 1200m	0:11.23 1200m	0:12.06 [6] (0:12.06)	2.48L		0:34.86 -2	
5	1	<b>DARK HARMONY</b> Mark Du Plessis	1	65.2 1200m	0:11.22 1200m	0:12.39 [2] (0:12.39)	3.16L		0:35.77 -9	
6	4	<b>PERSEVERE</b> Nikita Beriman	4	66.3 1000m	0:11.15 1000m	0:12.58 [3] (0:12.58)	4.51L		0:35.64 +1	
7	6	<b>TENZING</b> James Orman	6	67.1 1200m	0:11.21 1200m	0:12.22 [9] (0:12.22)	4.52L		0:34.94 -4	
8	7	<b>THUNDER MANIA</b> Robbie Dolan	7	64.8 1000m	0:11.30 1000m	0:12.52 [7] (0:12.52)	5.31L		0:35.54 -9	
9	8	<b>WHODAT</b> Martin Harley	8	66.6 800m	0:11.16 1000m	0:12.38 [10] (0:12.38)	6.22L		0:35.15 +1	
10	10	<b>VOLDEMORT</b> Stacey Callow	10	68.4 1200m	0:10.86 1200m	0:12.81 [8] (0:12.81)	7.56L		0:36.32 -1	

Did Not Finish: Ocean Zar (#15)

Scratched: Demon Delivera (#2), Quothquan (#13), Belle Tycoon (#11), Impressiero (#14)

Report Created: Sat 23 March 2024 13:54 GMT+10 (Note: Timing is based on position data)

Page 2/14

[ ] Ranking at each section and finish  
 -:-:- No data available at this section  
 NA No data available

SCN Saddle cloth number  
 DNF Did not finish  
 DNT Did not track

data processed by  TRIPLESDATA





Horse/Jockey Name	Brookhaven
Final Rank	1
Fastest Section Time (Section)	0:11.17 (400m)
Top Speed [km/h] (Section)	66.3 (1000m)
Race State	Finished



Eagle Farm QLD Professional

Race 3: ACE Class 3 Plate - 1400m

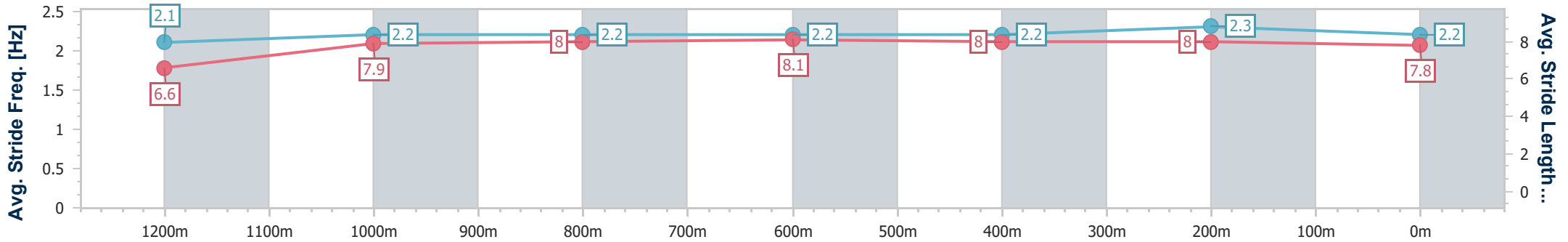
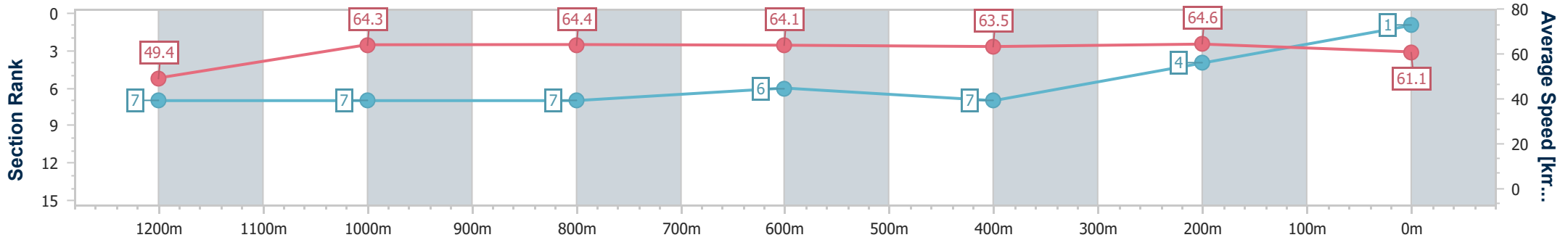
23 March 2024 - 13:09

Track Rating: Good 4, Weather: Fine, Rail Position: +2.5m Entire



BRISBANE RACING CLUB

Section	Overall	1200m	1000m	800m	600m	400m	200m
Section Times	1:23.05 [1] (0:14.62)	1:08.43 [7] (0:11.18)	0:57.25 [7] (0:11.26)	0:45.99 [7] (0:11.50)	0:34.49 [6] (0:11.54)	0:22.95 [7] (0:11.17)	0:11.78 [4] (0:11.78)
Average Speed [km/h]	49.4	64.3	64.4	64.1	63.5	64.6	61.1
Top Speed [km/h]	63.7	65.4	66.3	66.0	64.3	65.7	62.8
Avg. Dist. to Rail [m]	5.0	1.5	1.9	4.2	4.1	5.1	4.1
Avg. Stride Freq. [Hz]	2.1	2.2	2.2	2.2	2.2	2.3	2.2
Avg. Stride Length [m]	6.6	7.9	8.0	8.1	8.0	8.0	7.8



- [ ] Ranking at each section and finish
- .-.- No data available at this section
- NA No data available



Horse/Jockey Name	Kinetic
Final Rank	2
Fastest Section Time (Section)	0:11.23 (400m)
Top Speed [km/h] (Section)	65.2 (1200m)
Race State	Finished



Eagle Farm QLD Professional

Race 3: ACE Class 3 Plate - 1400m

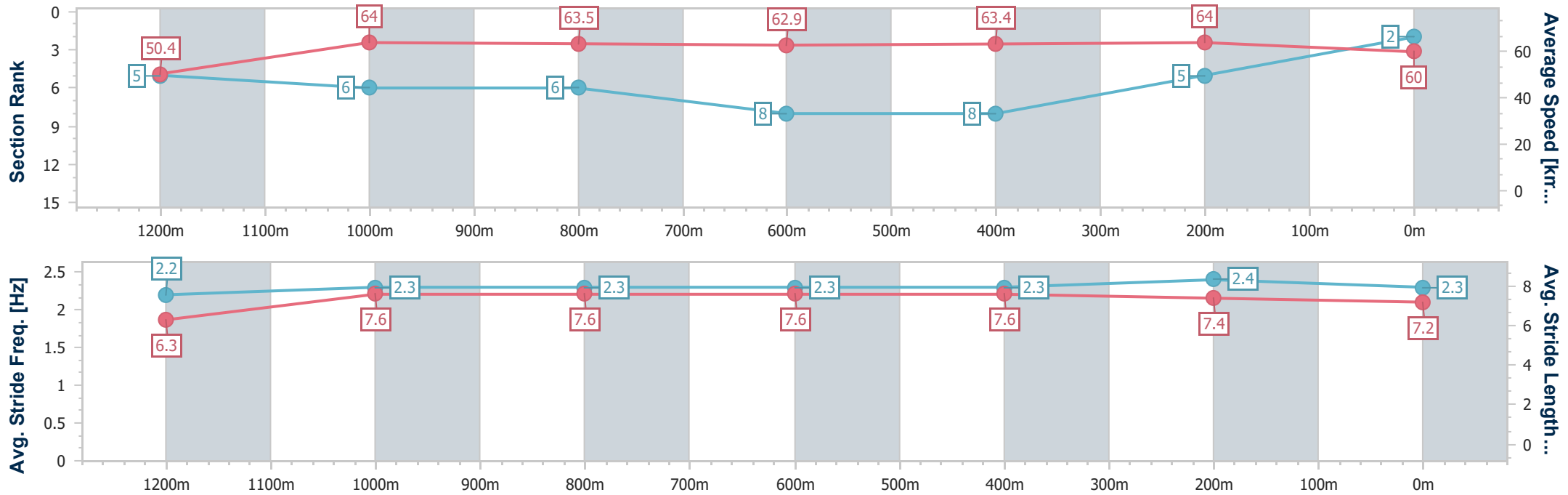
23 March 2024 - 13:09

Track Rating: Good 4, Weather: Fine, Rail Position: +2.5m Entire



BRISBANE RACING CLUB

Section	Overall	1200m	1000m	800m	600m	400m	200m
Section Times	1:23.37 [2] (0:14.35)	1:09.02 [5] (0:11.26)	0:57.76 [6] (0:11.37)	0:46.39 [6] (0:11.64)	0:34.75 [8] (0:11.52)	0:23.23 [8] (0:11.23)	0:12.00 [5] (0:12.00)
Average Speed [km/h]	50.4	64.0	63.5	62.9	63.4	64.0	60.0
Top Speed [km/h]	63.8	65.2	64.5	64.1	65.0	65.2	62.7
Avg. Dist. to Rail [m]	2.7	0.7	1.5	3.1	2.8	4.1	3.6
Avg. Stride Freq. [Hz]	2.2	2.3	2.3	2.3	2.3	2.4	2.3
Avg. Stride Length [m]	6.3	7.6	7.6	7.6	7.6	7.4	7.2



- [ ] Ranking at each section and finish
- .-.- No data available at this section
- NA No data available



Horse/Jockey Name	Schmoozer
Final Rank	3
Fastest Section Time (Section)	0:11.14 (1200m)
Top Speed [km/h] (Section)	65.8 (1200m)
Race State	Finished



Eagle Farm QLD Professional

Race 3: ACE Class 3 Plate - 1400m

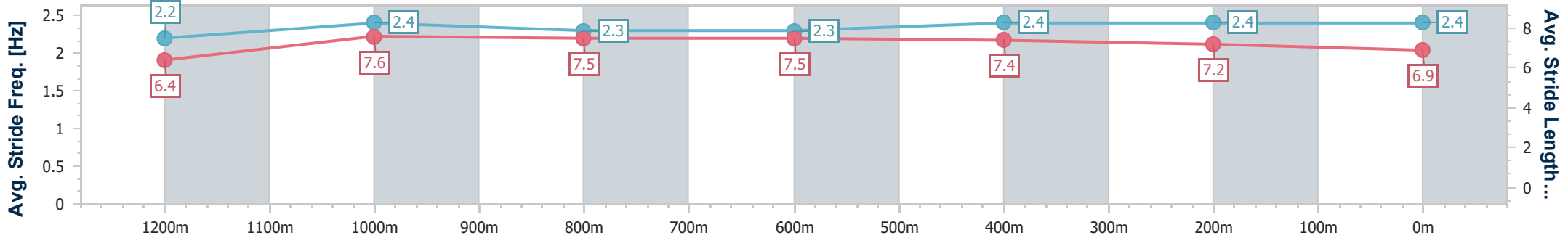
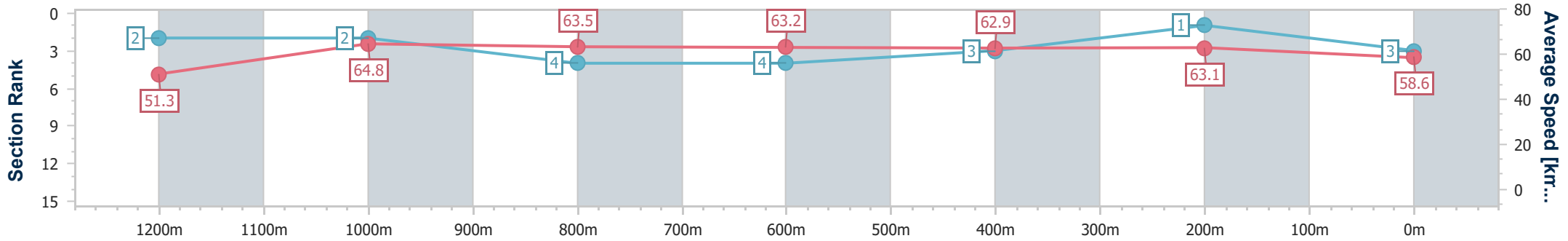
23 March 2024 - 13:09

Track Rating: Good 4, Weather: Fine, Rail Position: +2.5m Entire



BRISBANE RACING CLUB

Section	Overall	1200m	1000m	800m	600m	400m	200m
Section Times	1:23.42 [3] (0:14.06)	1:09.36 [2] (0:11.14)	0:58.22 [2] (0:11.48)	0:46.74 [4] (0:11.51)	0:35.23 [4] (0:11.52)	0:23.71 [3] (0:11.43)	0:12.28 [1] (0:12.28)
Average Speed [km/h]	51.3	64.8	63.5	63.2	62.9	63.1	58.6
Top Speed [km/h]	65.3	65.8	64.1	64.3	65.1	65.1	61.7
Avg. Dist. to Rail [m]	4.5	3.1	2.9	1.7	2.2	3.1	1.7
Avg. Stride Freq. [Hz]	2.2	2.4	2.3	2.3	2.4	2.4	2.4
Avg. Stride Length [m]	6.4	7.6	7.5	7.5	7.4	7.2	6.9



- [ ] Ranking at each section and finish
- .-.- No data available at this section
- NA No data available



Horse/Jockey Name	Pentito
Final Rank	4
Fastest Section Time (Section)	0:11.23 (1200m)
Top Speed [km/h] (Section)	66.4 (1200m)
Race State	Finished



Eagle Farm QLD Professional

Race 3: ACE Class 3 Plate - 1400m

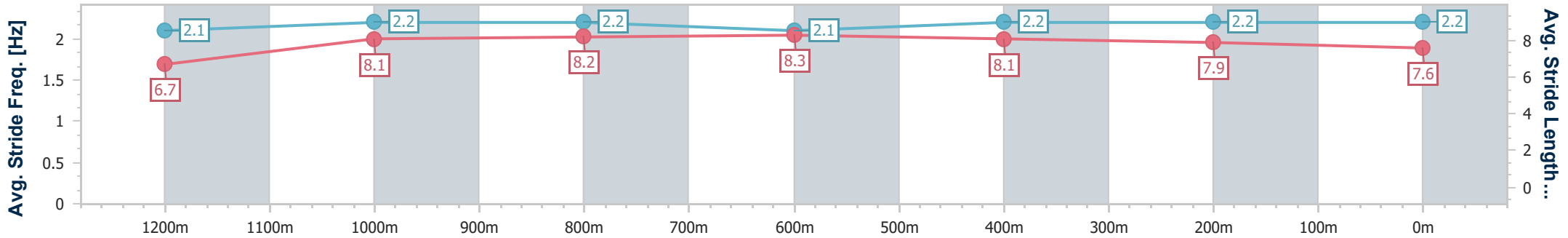
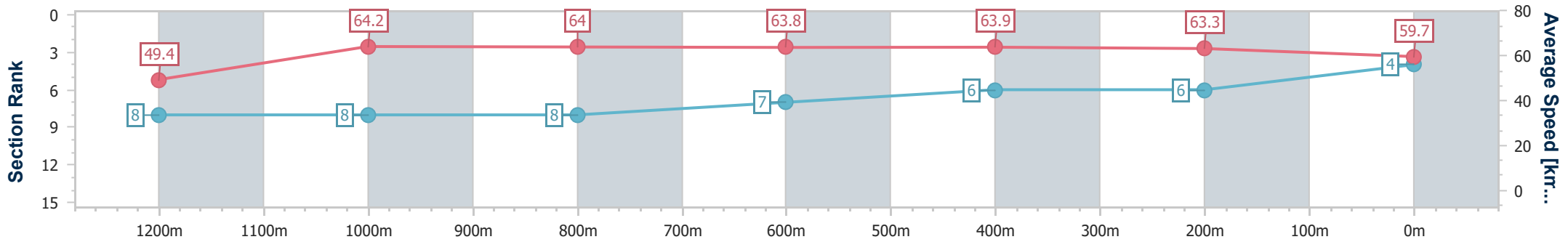
23 March 2024 - 13:09

Track Rating: Good 4, Weather: Fine, Rail Position: +2.5m Entire



BRISBANE RACING CLUB

Section	Overall	1200m	1000m	800m	600m	400m	200m
Section Times	1:23.47 [4] (0:14.63)	1:08.84 [8] (0:11.23)	0:57.61 [8] (0:11.37)	0:46.24 [8] (0:11.38)	0:34.86 [7] (0:11.43)	0:23.43 [6] (0:11.37)	0:12.06 [6] (0:12.06)
Average Speed [km/h]	49.4	64.2	64.0	63.8	63.9	63.3	59.7
Top Speed [km/h]	62.8	66.4	65.0	65.0	64.3	64.3	61.5
Avg. Dist. to Rail [m]	8.0	3.6	2.1	1.8	2.7	8.0	9.6
Avg. Stride Freq. [Hz]	2.1	2.2	2.2	2.1	2.2	2.2	2.2
Avg. Stride Length [m]	6.7	8.1	8.2	8.3	8.1	7.9	7.6



- [ ] Ranking at each section and finish
- .-.- No data available at this section
- NA No data available



Horse/Jockey Name	Dark Harmony
Final Rank	5
Fastest Section Time (Section)	0:11.22 (1200m)
Top Speed [km/h] (Section)	65.2 (1200m)
Race State	Finished



Eagle Farm QLD Professional

Race 3: ACE Class 3 Plate - 1400m

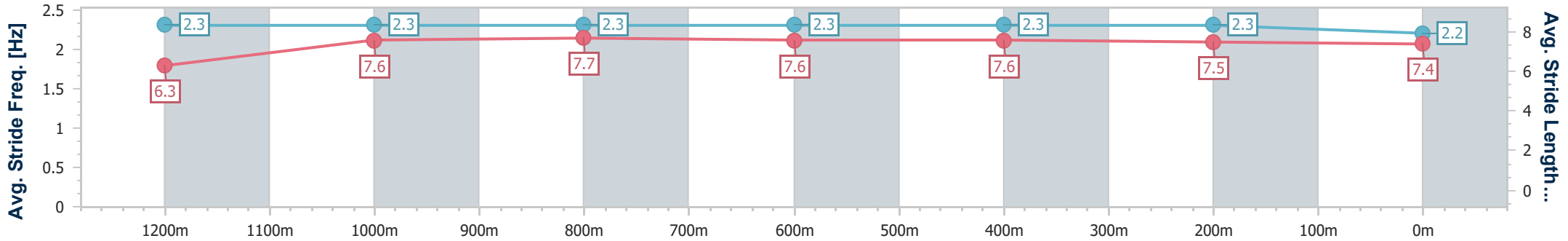
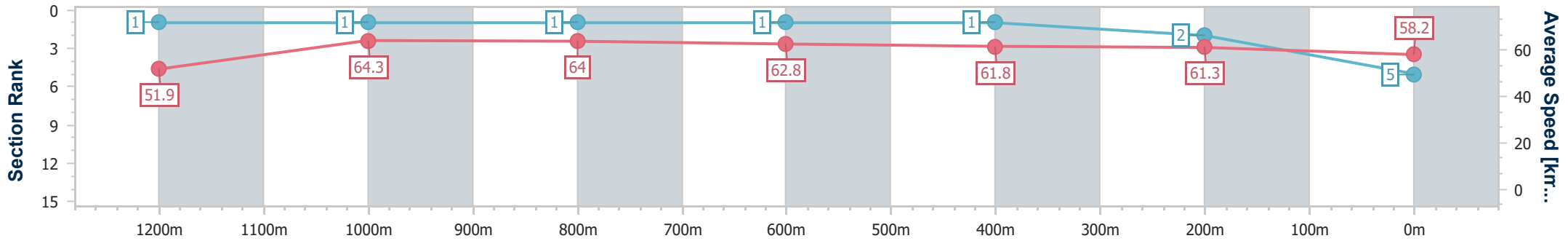
23 March 2024 - 13:09

Track Rating: Good 4, Weather: Fine, Rail Position: +2.5m Entire



BRISBANE RACING CLUB

Section	Overall	1200m	1000m	800m	600m	400m	200m
Section Times	1:23.58 [5] (0:13.87)	1:09.71 [1] (0:11.22)	0:58.49 [1] (0:11.31)	0:47.18 [1] (0:11.41)	0:35.77 [1] (0:11.65)	0:24.12 [1] (0:11.73)	0:12.39 [2] (0:12.39)
Average Speed [km/h]	51.9	64.3	64.0	62.8	61.8	61.3	58.2
Top Speed [km/h]	63.6	65.2	64.7	63.9	62.1	61.9	60.4
Avg. Dist. to Rail [m]	4.8	1.9	0.9	0.5	0.3	0.2	1.4
Avg. Stride Freq. [Hz]	2.3	2.3	2.3	2.3	2.3	2.3	2.2
Avg. Stride Length [m]	6.3	7.6	7.7	7.6	7.6	7.5	7.4



- [ ] Ranking at each section and finish
- .-.- No data available at this section
- NA No data available



Horse/Jockey Name	Persevere
Final Rank	6
Fastest Section Time (Section)	0:11.15 (1000m)
Top Speed [km/h] (Section)	66.3 (1000m)
Race State	Finished



Eagle Farm QLD Professional

Race 3: ACE Class 3 Plate - 1400m

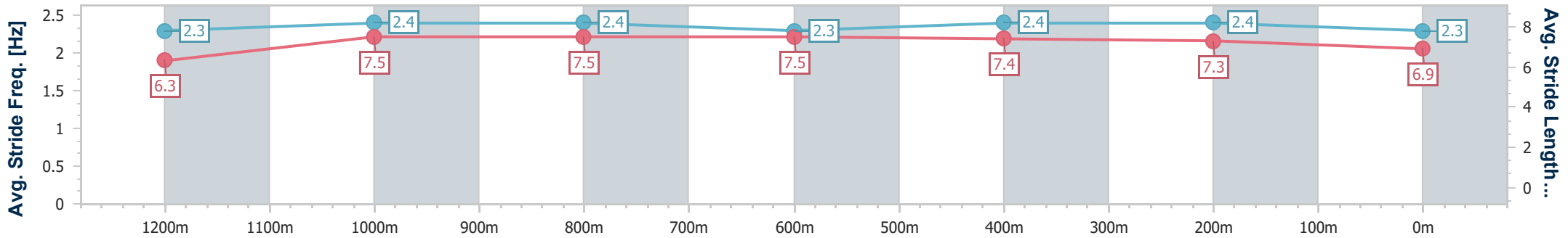
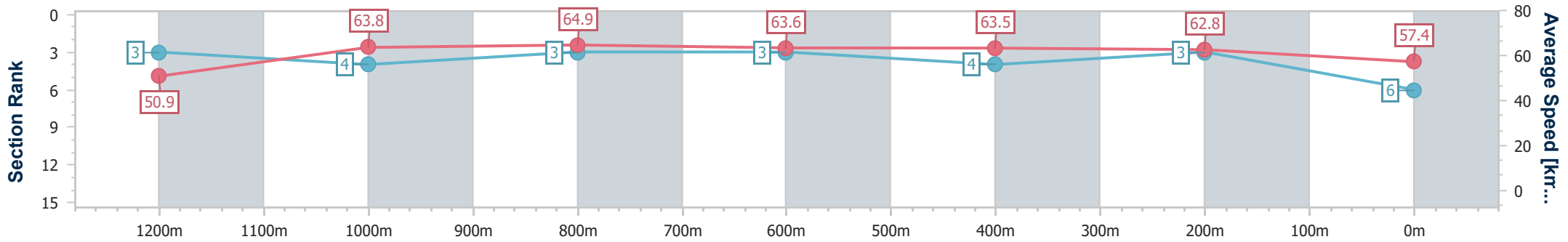
23 March 2024 - 13:09

Track Rating: Good 4, Weather: Fine, Rail Position: +2.5m Entire



BRISBANE RACING CLUB

Section	Overall	1200m	1000m	800m	600m	400m	200m
Section Times	1:23.81 [6] (0:14.19)	1:09.62 [3] (0:11.31)	0:58.31 [4] (0:11.15)	0:47.16 [3] (0:11.52)	0:35.64 [3] (0:11.61)	0:24.03 [4] (0:11.45)	0:12.58 [3] (0:12.58)
Average Speed [km/h]	50.9	63.8	64.9	63.6	63.5	62.8	57.4
Top Speed [km/h]	64.3	64.5	66.3	64.9	64.9	64.6	60.9
Avg. Dist. to Rail [m]	6.7	2.2	1.2	4.3	4.7	6.6	7.1
Avg. Stride Freq. [Hz]	2.3	2.4	2.4	2.3	2.4	2.4	2.3
Avg. Stride Length [m]	6.3	7.5	7.5	7.5	7.4	7.3	6.9



- [ ] Ranking at each section and finish
- .-.- No data available at this section
- NA No data available



Horse/Jockey Name	Tenzing
Final Rank	7
Fastest Section Time (Section)	0:11.21 (1200m)
Top Speed [km/h] (Section)	67.1 (1200m)
Race State	Finished



Eagle Farm QLD Professional

Race 3: ACE Class 3 Plate - 1400m

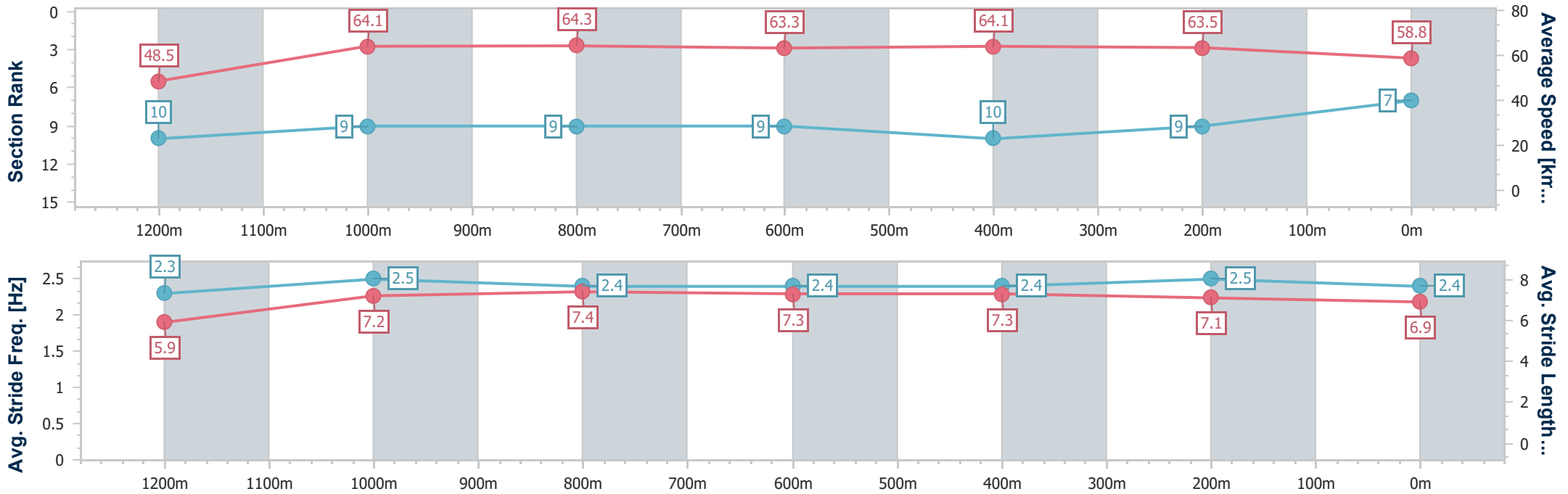
23 March 2024 - 13:09

Track Rating: Good 4, Weather: Fine, Rail Position: +2.5m Entire



BRISBANE RACING CLUB

Section	Overall	1200m	1000m	800m	600m	400m	200m
Section Times	1:23.82 [7] (0:14.92)	1:08.90 [10] (0:11.21)	0:57.69 [9] (0:11.30)	0:46.39 [9] (0:11.45)	0:34.94 [9] (0:11.38)	0:23.56 [10] (0:11.34)	0:12.22 [9] (0:12.22)
Average Speed [km/h]	48.5	64.1	64.3	63.3	64.1	63.5	58.8
Top Speed [km/h]	63.0	67.1	65.7	65.7	65.1	64.6	62.4
Avg. Dist. to Rail [m]	6.7	2.4	1.3	1.6	2.6	6.2	5.9
Avg. Stride Freq. [Hz]	2.3	2.5	2.4	2.4	2.4	2.5	2.4
Avg. Stride Length [m]	5.9	7.2	7.4	7.3	7.3	7.1	6.9



- [ ] Ranking at each section and finish
- .-.- No data available at this section
- NA No data available



Horse/Jockey Name	Thunder Mania
Final Rank	8
Fastest Section Time (Section)	0:11.30 (1000m)
Top Speed [km/h] (Section)	64.8 (1000m)
Race State	Finished



Eagle Farm QLD Professional

Race 3: ACE Class 3 Plate - 1400m

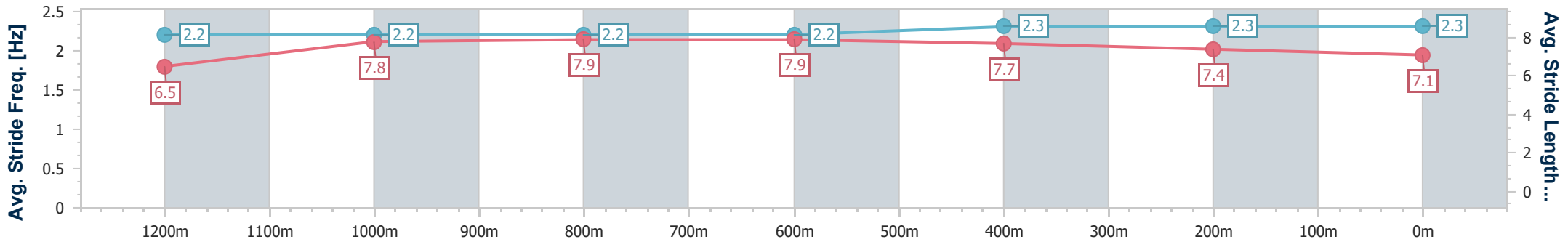
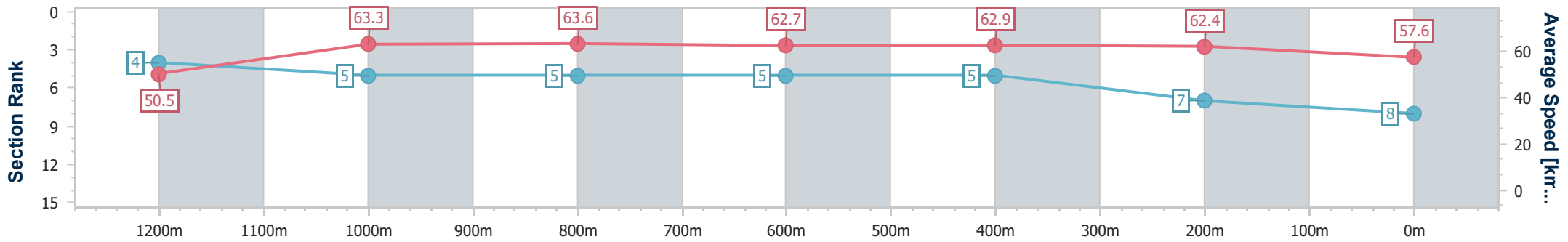
23 March 2024 - 13:09

Track Rating: Good 4, Weather: Fine, Rail Position: +2.5m Entire



BRISBANE RACING CLUB

Section	Overall	1200m	1000m	800m	600m	400m	200m
Section Times	1:23.95 [8] (0:14.22)	1:09.73 [4] (0:11.37)	0:58.36 [5] (0:11.30)	0:47.06 [5] (0:11.52)	0:35.54 [5] (0:11.50)	0:24.04 [5] (0:11.52)	0:12.52 [7] (0:12.52)
Average Speed [km/h]	50.5	63.3	63.6	62.7	62.9	62.4	57.6
Top Speed [km/h]	63.6	64.1	64.8	64.5	63.2	63.7	60.5
Avg. Dist. to Rail [m]	1.1	0.3	0.5	0.7	0.9	2.3	1.7
Avg. Stride Freq. [Hz]	2.2	2.2	2.2	2.2	2.3	2.3	2.3
Avg. Stride Length [m]	6.5	7.8	7.9	7.9	7.7	7.4	7.1



- [ ] Ranking at each section and finish
- .-.- No data available at this section
- NA No data available





Horse/Jockey Name	Whodat
Final Rank	9
Fastest Section Time (Section)	0:11.16 (1000m)
Top Speed [km/h] (Section)	66.6 (800m)
Race State	Finished



Eagle Farm QLD Professional

Race 3: ACE Class 3 Plate - 1400m

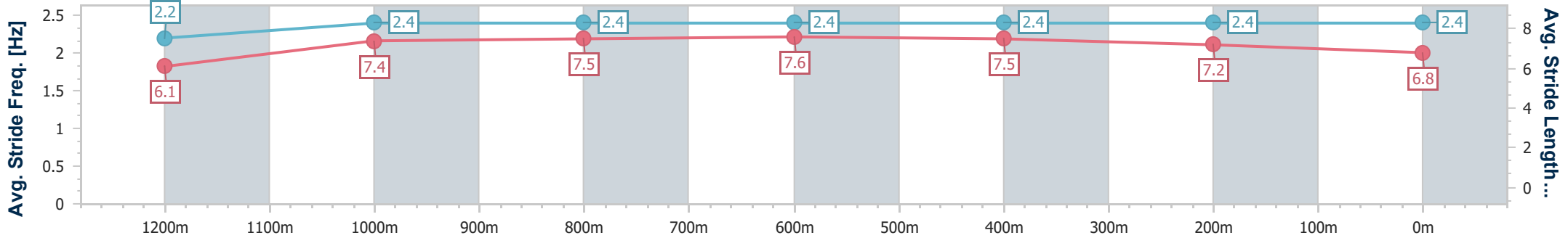
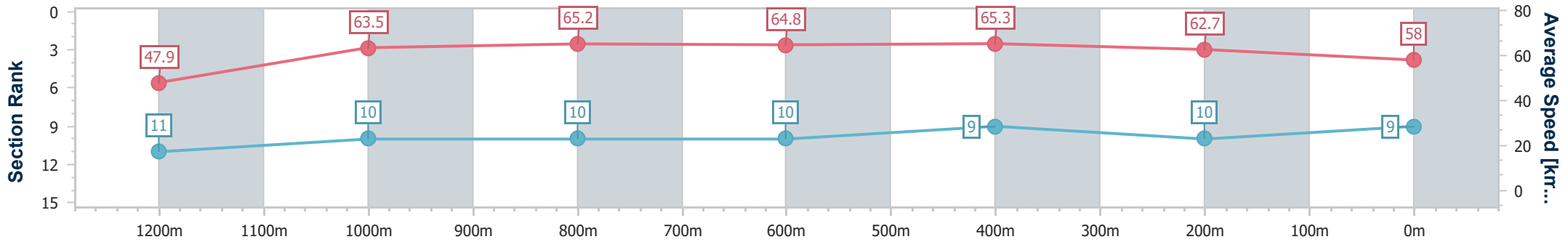
23 March 2024 - 13:09

Track Rating: Good 4, Weather: Fine, Rail Position: +2.5m Entire



BRISBANE RACING CLUB

Section	Overall	1200m	1000m	800m	600m	400m	200m
Section Times	1:24.10 [9] (0:15.11)	1:08.99 [11] (0:11.35)	0:57.64 [10] (0:11.16)	0:46.48 [10] (0:11.33)	0:35.15 [10] (0:11.28)	0:23.87 [9] (0:11.49)	0:12.38 [10] (0:12.38)
Average Speed [km/h]	47.9	63.5	65.2	64.8	65.3	62.7	58.0
Top Speed [km/h]	61.7	66.4	66.4	66.6	66.0	65.0	61.2
Avg. Dist. to Rail [m]	8.0	4.2	2.4	4.0	4.4	8.9	7.3
Avg. Stride Freq. [Hz]	2.2	2.4	2.4	2.4	2.4	2.4	2.4
Avg. Stride Length [m]	6.1	7.4	7.5	7.6	7.5	7.2	6.8



- [ ] Ranking at each section and finish
- .-.- No data available at this section
- NA No data available



Horse/Jockey Name	Voldemort
Final Rank	10
Fastest Section Time (Section)	0:10.86 (1200m)
Top Speed [km/h] (Section)	68.4 (1200m)
Race State	Finished



Eagle Farm QLD Professional

Race 3: ACE Class 3 Plate - 1400m

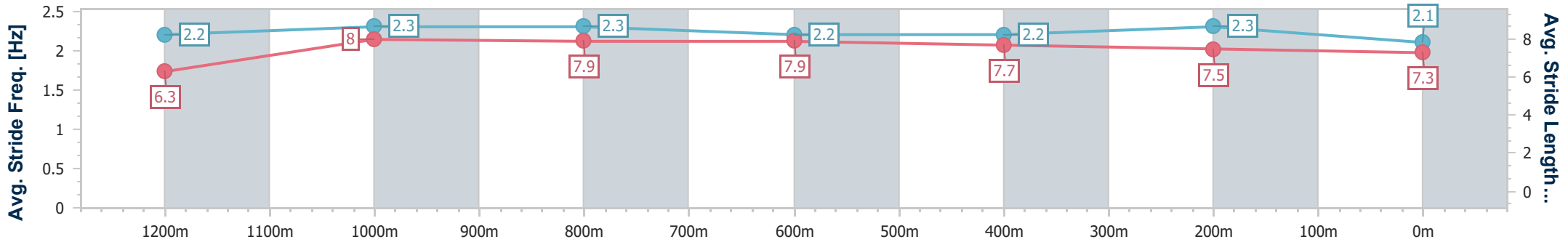
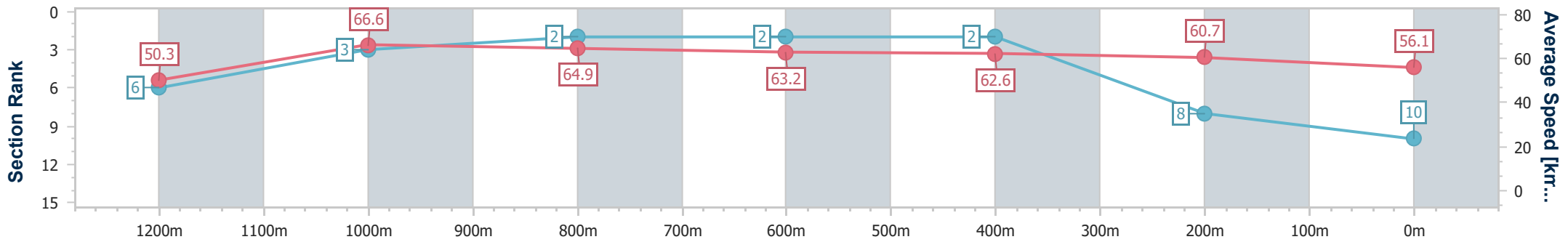
23 March 2024 - 13:09

Track Rating: Good 4, Weather: Fine, Rail Position: +2.5m Entire



BRISBANE RACING CLUB

Section	Overall	1200m	1000m	800m	600m	400m	200m
Section Times	1:24.33 [10] (0:14.43)	1:09.90 [6] (0:10.86)	0:59.04 [3] (0:11.26)	0:47.78 [2] (0:11.46)	0:36.32 [2] (0:11.65)	0:24.67 [2] (0:11.86)	0:12.81 [8] (0:12.81)
Average Speed [km/h]	50.3	66.6	64.9	63.2	62.6	60.7	56.1
Top Speed [km/h]	67.7	68.4	66.1	64.1	63.3	62.5	59.1
Avg. Dist. to Rail [m]	7.0	4.7	3.1	2.0	2.2	2.1	2.9
Avg. Stride Freq. [Hz]	2.2	2.3	2.3	2.2	2.2	2.3	2.1
Avg. Stride Length [m]	6.3	8.0	7.9	7.9	7.7	7.5	7.3



- [ ] Ranking at each section and finish
- .-.- No data available at this section
- NA No data available



Horse/Jockey Name	Ocean Zar
Final Rank	2147483647
Fastest Section Time (Section)	0:11.91 (1200m)
Top Speed [km/h] (Section)	63.5 (1200m)
Race State	DidNotFinish



Eagle Farm QLD Professional

Race 3: ACE Class 3 Plate - 1400m

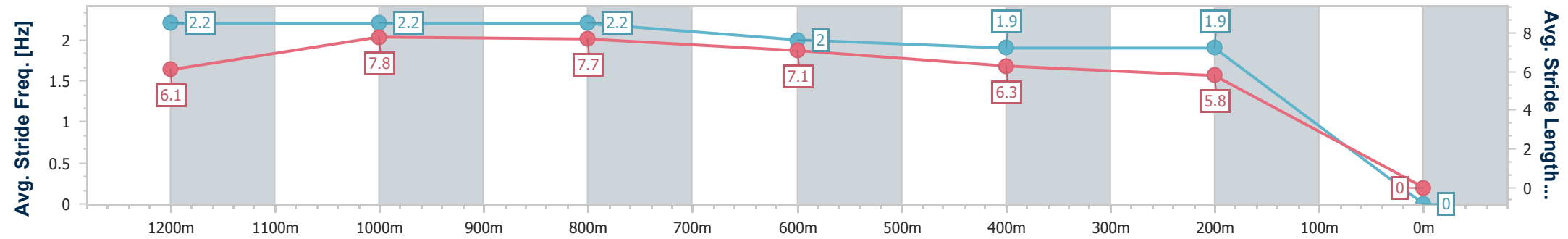
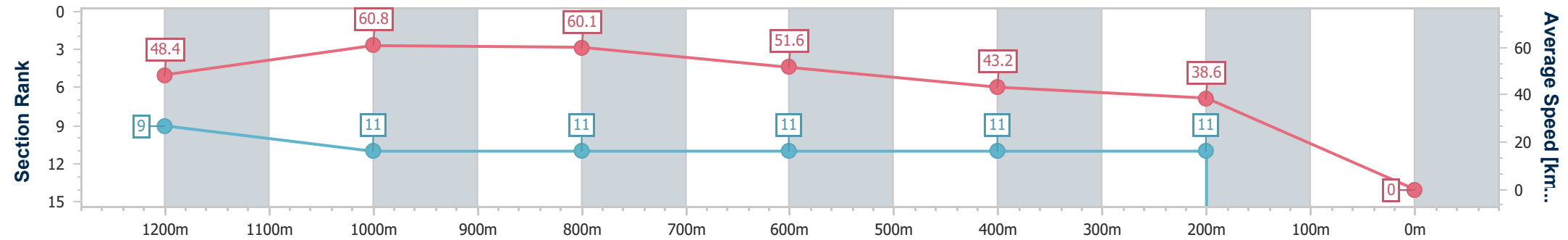
23 March 2024 - 13:09

Track Rating: Good 4, Weather: Fine, Rail Position: +2.5m Entire



BRISBANE RACING CLUB

Section	Overall	1200m	1000m	800m	600m	400m	200m						
Section Times	0:00.00 [2147483647 1 (0:14.90)	0:00.00 [9] (0:11.91)	0:00.00 [11] (0:12.10)	0:00.00 [11] (0:14.08)	0:00.00 [11] (0:16.77)	0:00.00 [11] (0:18.67)	-:--:--						
Average Speed [km/h]	48.4	60.8	60.1	51.6	43.2	38.6	0.0						
Top Speed [km/h]	60.8	63.5	63.4	55.9	46.2	42.1	--:--						
Avg. Dist. to Rail [m]	2.7	2.6	2.0	2.5	1.1	3.8	0.0						
Avg. Stride Freq. [Hz]	2.2	2.2	2.2	2.0	1.9	1.9	--:--						
Avg. Stride Length [m]	6.1	7.8	7.7	7.1	6.3	5.8	--:--						



- [ ] Ranking at each section and finish
- :--:-- No data available at this section
- NA No data available

- [ ] Ranking at each section and finish
- :--:- No data available at this section
- NA No data available



# Eagle Farm QLD Professional

## Race 4: VECCHIO PROPERTY GROUP QTIS Two-Year-Old Handicap - 1000m

23 March 2024 - 13:47



BRISBANE  
RACING CLUB

Track Rating: Good 4, Weather: Fine, Rail Position: +2.5m Entire

Section				Overall	800m	600m	400m	200m	Last 600m			
Field Times				0:57.05 (0:12.93)	0:44.12 (0:10.60)	0:33.52 (0:10.78)	0:22.74 (0:10.64)	0:12.10 (0:12.10)	0:33.52			
Rank	TAB Horse/Jockey	Barrier	Top Speed [km/h]	Fastest Section						Margin	Distance Travelled [m]	
1	4 ZOUNA Adin Thompson	4	69.3 800m	0:10.61 800m	0:57.05 [1] (0:13.32)	0:43.73 [6] (0:10.61)	0:33.12 [4] (0:10.80)	0:22.32 [4] (0:10.73)	0:11.59 [4] (0:11.59)	0:57.05	0:33.12	
2	3 MISHANI LILY James Orman	3	70.1 800m	0:10.60 800m	0:57.11 [2] (0:12.93)	0:44.18 [1] (0:10.60)	0:33.58 [1] (0:10.78)	0:22.80 [1] (0:10.64)	0:12.16 [1] (0:12.16)	0.34L	0:33.58	-1
3	2 EL MORZILLO Cejay Graham	2	73.0 800m	0:10.45 800m	0:57.21 [3] (0:13.24)	0:43.97 [3] (0:10.45)	0:33.52 [3] (0:10.94)	0:22.58 [3] (0:10.71)	0:11.87 [2] (0:11.87)	0.98L	0:33.52	+8
4	1 DEVINE FORCE Robbie Dolan	1	70.3 800m	0:10.71 800m	0:57.63 [4] (0:13.27)	0:44.36 [5] (0:10.71)	0:33.65 [6] (0:10.98)	0:22.67 [8] (0:10.74)	0:11.93 [5] (0:11.93)	3.41L	0:33.65	+7
5	9 PETTICOAT Matthew Bennett	9	70.7 800m	0:10.60 800m	0:57.69 [5] (0:12.98)	0:44.71 [2] (0:10.60)	0:34.11 [2] (0:10.88)	0:23.23 [2] (0:10.92)	0:12.31 [3] (0:12.31)	3.8L	0:34.11	+7
6	6 I'M ZAC Kirk Matheson	6	69.9 Overall	0:10.71 800m	0:57.85 [6] (0:13.38)	0:44.47 [7] (0:10.71)	0:33.76 [8] (0:10.84)	0:22.92 [6] (0:10.95)	0:11.97 [7] (0:11.97)	4.69L	0:33.76	+9
7	5 BUTWEDID Damien Thornton	5	70.0 800m	0:10.60 800m	0:57.88 [7] (0:13.45)	0:44.43 [8] (0:10.60)	0:33.83 [7] (0:10.89)	0:22.94 [7] (0:10.82)	0:12.12 [6] (0:12.12)	4.91L	0:33.83	+1
8	7 MISHANI SUSPECT Samantha Collett	7	69.5 800m	0:10.70 800m	0:57.90 [8] (0:13.24)	0:44.66 [4] (0:10.70)	0:33.96 [5] (0:10.94)	0:23.02 [5] (0:11.00)	0:12.02 [7] (0:12.02)	5.01L	0:33.96	+3
9	14 UNDER THE SHADOW Angela Jones	14	69.0 800m	0:10.76 800m	0:59.26 [9] (0:13.68)	0:45.58 [9] (0:10.76)	0:34.82 [9] (0:11.27)	0:23.55 [9] (0:11.11)	0:12.44 [9] (0:12.44)	13.03L	0:34.82	+2

Scratched: Invading Jilly (#15), Cosmo Centaurus (#11), Ava's Gypsy (#10), Toro Strike (#8), Pumicestone Road (#13), Rocky Blonde (#12)



Horse/Jockey Name	Zouna
Final Rank	1
Fastest Section Time (Section)	0:10.61 (800m)
Top Speed [km/h] (Section)	69.3 (800m)
Race State	Finished



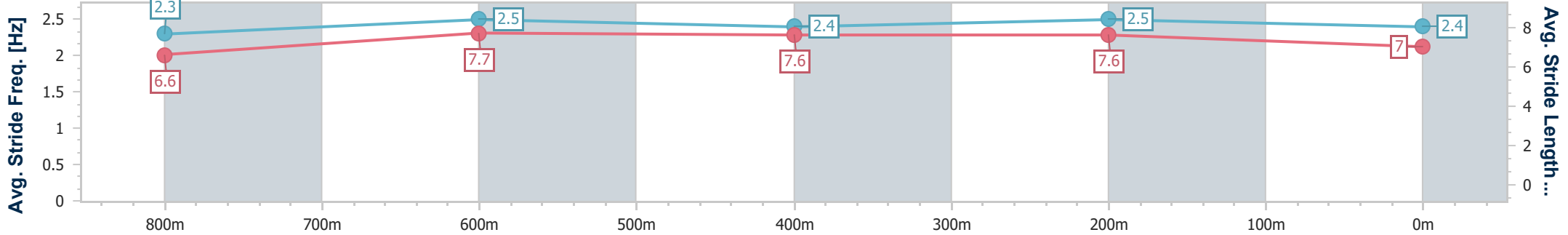
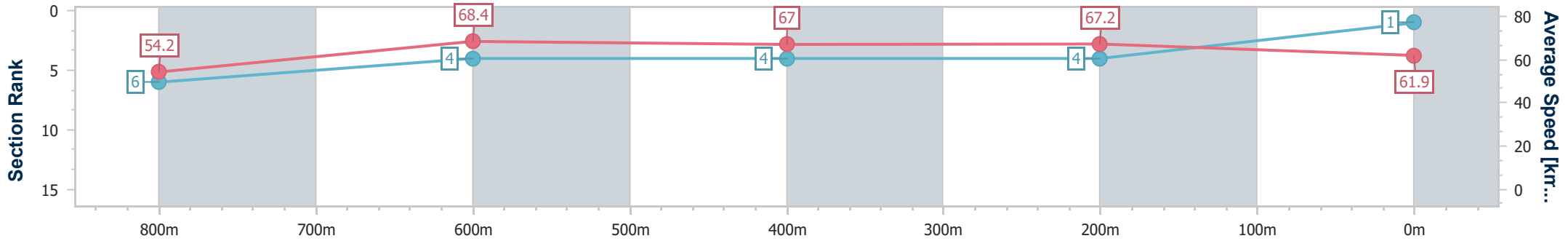
Eagle Farm QLD Professional  
 Race 4: VECCHIO PROPERTY GROUP QTIS Two-Year-Old  
 Handicap - 1000m  
 23 March 2024 - 13:47



BRISBANE  
 RACING CLUB

Track Rating: Good 4, Weather: Fine, Rail Position: +2.5m Entire

Section	Overall	800m	600m	400m	200m
Section Times	0:57.05 [1] (0:13.32)	0:43.73 [6] (0:10.61)	0:33.12 [4] (0:10.80)	0:22.32 [4] (0:10.73)	0:11.59 [4] (0:11.59)
Average Speed [km/h]	54.2	68.4	67.0	67.2	61.9
Top Speed [km/h]	67.8	69.3	67.8	67.8	65.5
Avg. Dist. to Rail [m]	1.6	1.7	0.9	1.8	3.5
Avg. Stride Freq. [Hz]	2.3	2.5	2.4	2.5	2.4
Avg. Stride Length [m]	6.6	7.7	7.6	7.6	7.0



- [ ] Ranking at each section and finish
- .-.- No data available at this section
- NA No data available



Horse/Jockey Name	Mishani Lily
Final Rank	2
Fastest Section Time (Section)	0:10.60 (800m)
Top Speed [km/h] (Section)	70.1 (800m)
Race State	Finished



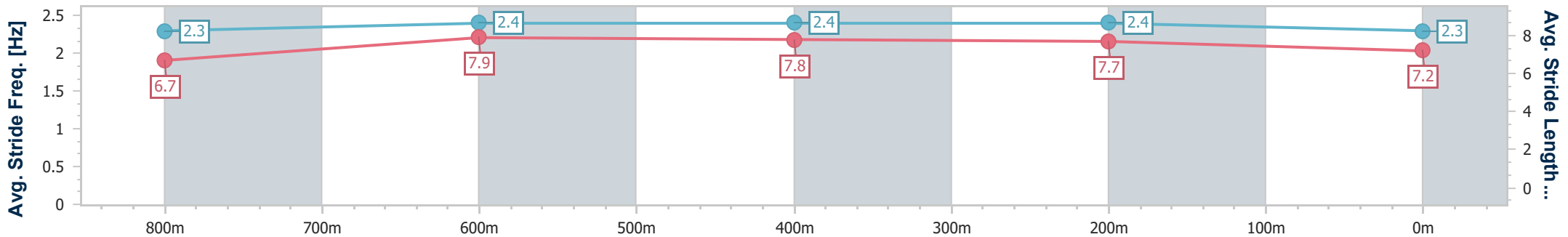
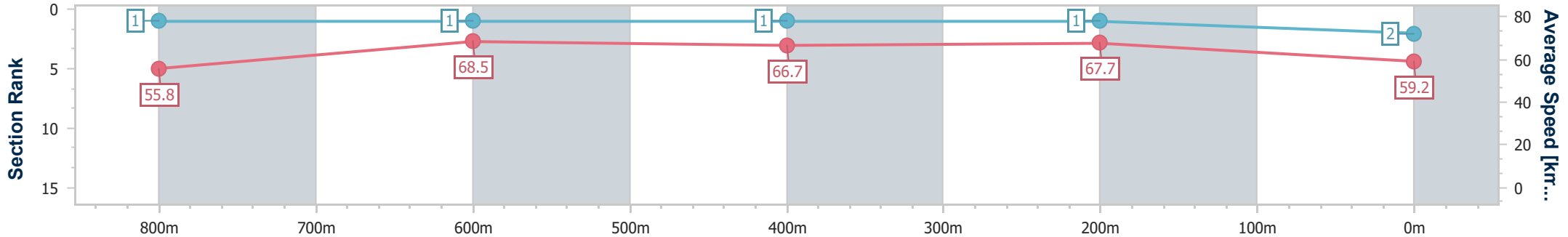
Eagle Farm QLD Professional  
 Race 4: VECCHIO PROPERTY GROUP QTIS Two-Year-Old  
 Handicap - 1000m  
 23 March 2024 - 13:47



BRISBANE  
 RACING CLUB

Track Rating: Good 4, Weather: Fine, Rail Position: +2.5m Entire

Section	Overall	800m	600m	400m	200m
Section Times	0:57.11 [2] (0:12.93)	0:44.18 [1] (0:10.60)	0:33.58 [1] (0:10.78)	0:22.80 [1] (0:10.64)	0:12.16 [1] (0:12.16)
Average Speed [km/h]	55.8	68.5	66.7	67.7	59.2
Top Speed [km/h]	69.9	70.1	68.9	69.0	66.3
Avg. Dist. to Rail [m]	4.1	1.5	0.8	0.6	0.5
Avg. Stride Freq. [Hz]	2.3	2.4	2.4	2.4	2.3
Avg. Stride Length [m]	6.7	7.9	7.8	7.7	7.2



- [ ] Ranking at each section and finish
- .-.- No data available at this section
- NA No data available



Horse/Jockey Name	El Morzillo
Final Rank	3
Fastest Section Time (Section)	0:10.45 (800m)
Top Speed [km/h] (Section)	73.0 (800m)
Race State	Finished



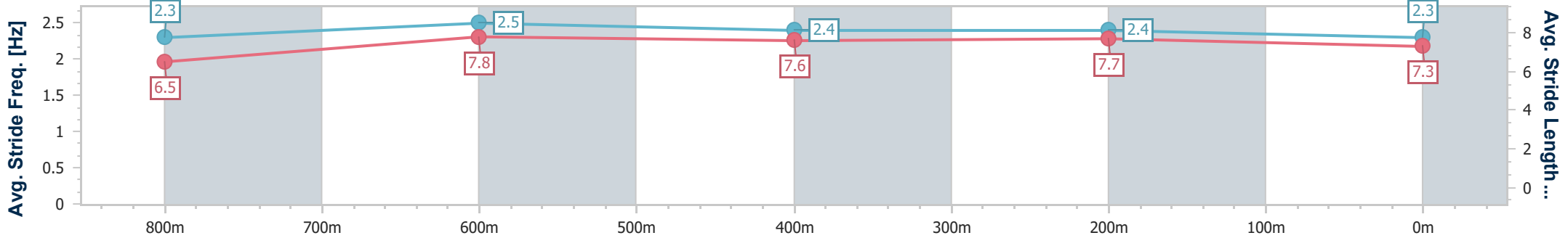
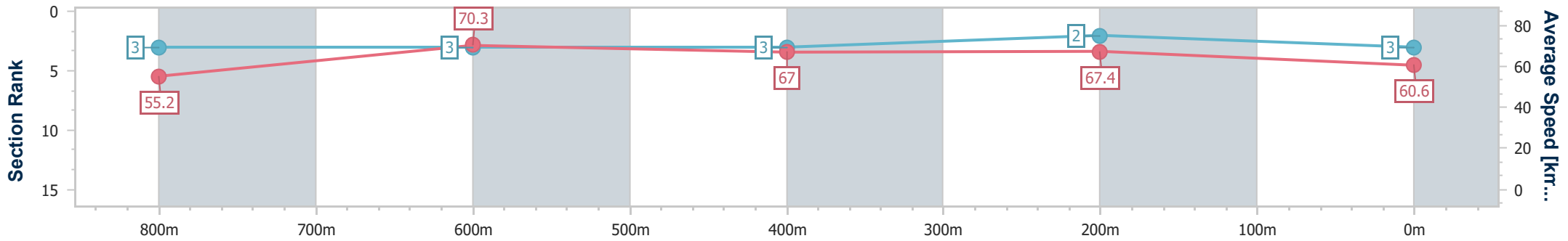
Eagle Farm QLD Professional  
 Race 4: VECCHIO PROPERTY GROUP QTIS Two-Year-Old  
 Handicap - 1000m  
 23 March 2024 - 13:47



BRISBANE  
 RACING CLUB

Track Rating: Good 4, Weather: Fine, Rail Position: +2.5m Entire

Section	Overall	800m	600m	400m	200m
Section Times	0:57.21 [3] (0:13.24)	0:43.97 [3] (0:10.45)	0:33.52 [3] (0:10.94)	0:22.58 [3] (0:10.71)	0:11.87 [2] (0:11.87)
Average Speed [km/h]	55.2	70.3	67.0	67.4	60.6
Top Speed [km/h]	72.1	73.0	68.6	68.7	63.4
Avg. Dist. to Rail [m]	8.3	4.2	4.3	5.2	3.6
Avg. Stride Freq. [Hz]	2.3	2.5	2.4	2.4	2.3
Avg. Stride Length [m]	6.5	7.8	7.6	7.7	7.3



- [ ] Ranking at each section and finish
- .-.- No data available at this section
- NA No data available





Horse/Jockey Name	Devine Force
Final Rank	4
Fastest Section Time (Section)	0:10.71 (800m)
Top Speed [km/h] (Section)	70.3 (800m)
Race State	Finished



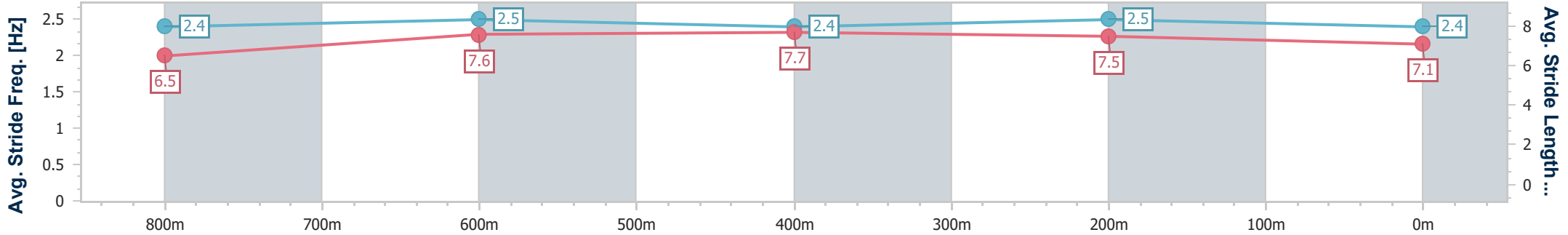
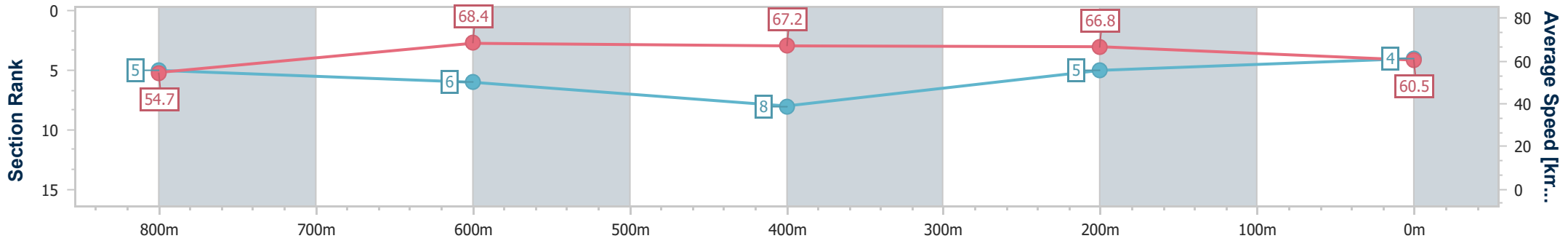
Eagle Farm QLD Professional  
 Race 4: VECCHIO PROPERTY GROUP QTIS Two-Year-Old  
 Handicap - 1000m  
 23 March 2024 - 13:47



BRISBANE  
 RACING CLUB

Track Rating: Good 4, Weather: Fine, Rail Position: +2.5m Entire

Section	Overall	800m	600m	400m	200m
Section Times	0:57.63 [4] (0:13.27)	0:44.36 [5] (0:10.71)	0:33.65 [6] (0:10.98)	0:22.67 [8] (0:10.74)	0:11.93 [5] (0:11.93)
Average Speed [km/h]	54.7	68.4	67.2	66.8	60.5
Top Speed [km/h]	69.6	70.3	69.3	69.9	64.1
Avg. Dist. to Rail [m]	5.5	4.0	4.6	6.8	5.8
Avg. Stride Freq. [Hz]	2.4	2.5	2.4	2.5	2.4
Avg. Stride Length [m]	6.5	7.6	7.7	7.5	7.1



- [ ] Ranking at each section and finish
- .-.- No data available at this section
- NA No data available



Horse/Jockey Name	Petticoat
Final Rank	5
Fastest Section Time (Section)	0:10.60 (800m)
Top Speed [km/h] (Section)	70.7 (800m)
Race State	Finished



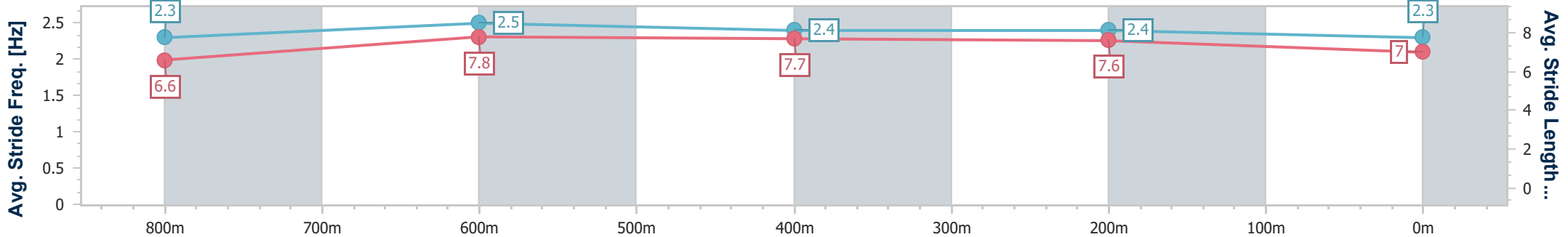
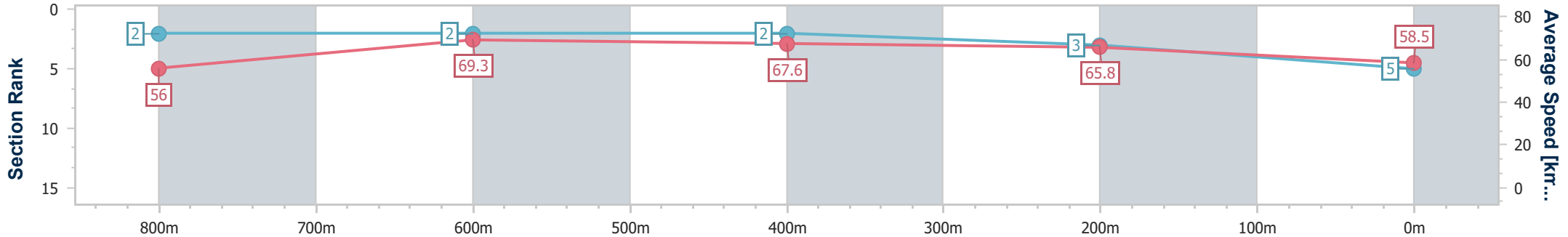
Eagle Farm QLD Professional  
 Race 4: VECCHIO PROPERTY GROUP QTIS Two-Year-Old  
 Handicap - 1000m  
 23 March 2024 - 13:47



BRISBANE  
 RACING CLUB

Track Rating: Good 4, Weather: Fine, Rail Position: +2.5m Entire

Section	Overall	800m	600m	400m	200m
Section Times	0:57.69 [5] (0:12.98)	0:44.71 [2] (0:10.60)	0:34.11 [2] (0:10.88)	0:23.23 [2] (0:10.92)	0:12.31 [3] (0:12.31)
Average Speed [km/h]	56.0	69.3	67.6	65.8	58.5
Top Speed [km/h]	69.8	70.7	69.1	69.2	63.5
Avg. Dist. to Rail [m]	4.8	4.3	4.0	4.4	3.1
Avg. Stride Freq. [Hz]	2.3	2.5	2.4	2.4	2.3
Avg. Stride Length [m]	6.6	7.8	7.7	7.6	7.0



- [ ] Ranking at each section and finish
- .-.- No data available at this section
- NA No data available



Horse/Jockey Name	I'm Zac
Final Rank	6
Fastest Section Time (Section)	0:10.71 (800m)
Top Speed [km/h] (Section)	69.9 (Overall)
Race State	Finished



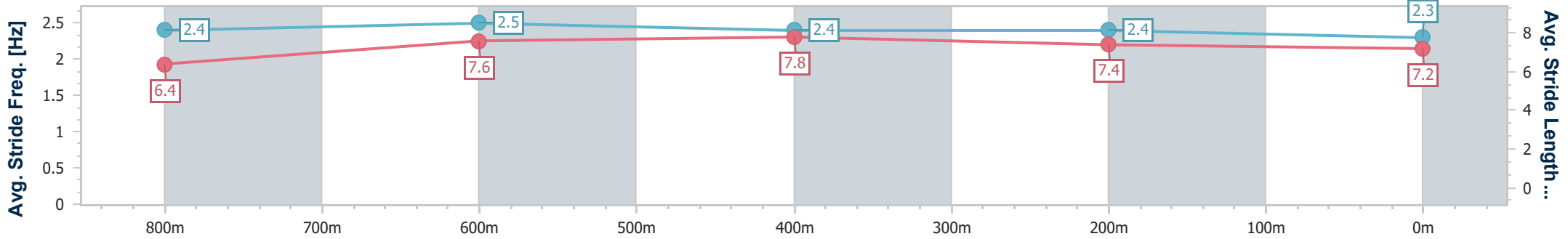
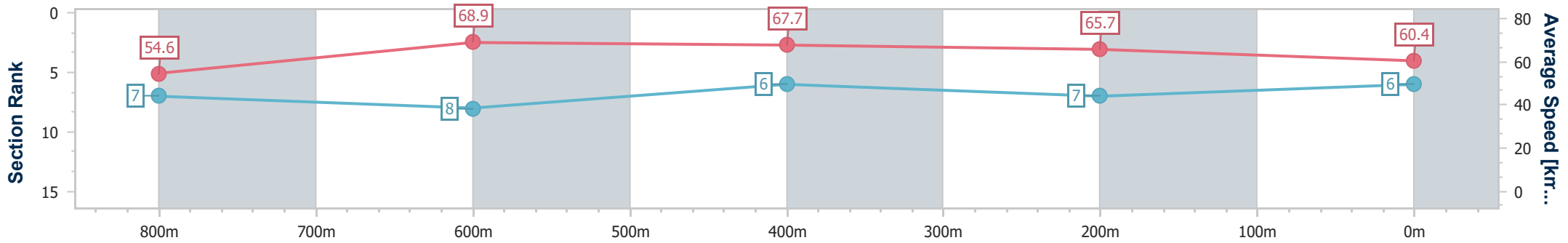
Eagle Farm QLD Professional  
 Race 4: VECCHIO PROPERTY GROUP QTIS Two-Year-Old  
 Handicap - 1000m  
 23 March 2024 - 13:47



BRISBANE  
 RACING CLUB

Track Rating: Good 4, Weather: Fine, Rail Position: +2.5m Entire

Section	Overall	800m	600m	400m	200m
Section Times	0:57.85 [6] (0:13.38)	0:44.47 [7] (0:10.71)	0:33.76 [8] (0:10.84)	0:22.92 [6] (0:10.95)	0:11.97 [7] (0:11.97)
Average Speed [km/h]	54.6	68.9	67.7	65.7	60.4
Top Speed [km/h]	69.9	69.7	68.9	68.7	63.8
Avg. Dist. to Rail [m]	8.0	5.3	4.0	5.6	4.9
Avg. Stride Freq. [Hz]	2.4	2.5	2.4	2.4	2.3
Avg. Stride Length [m]	6.4	7.6	7.8	7.4	7.2



- [ ] Ranking at each section and finish
- .-.- No data available at this section
- NA No data available



Horse/Jockey Name	Butwedid
Final Rank	7
Fastest Section Time (Section)	0:10.60 (800m)
Top Speed [km/h] (Section)	70.0 (800m)
Race State	Finished



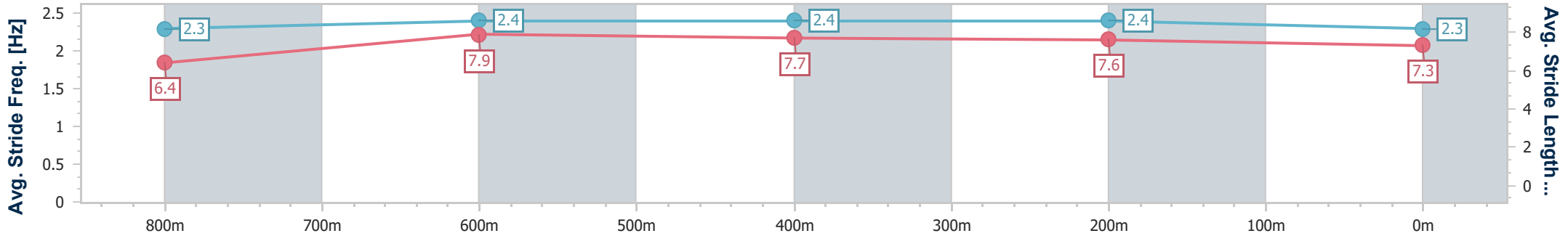
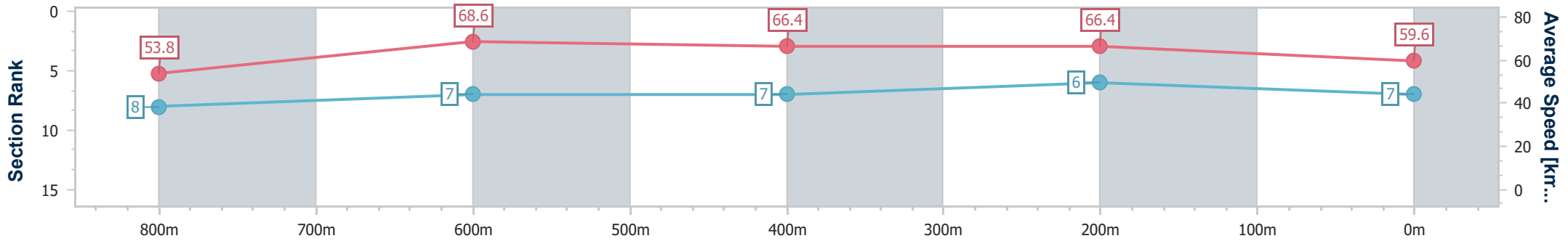
Eagle Farm QLD Professional  
 Race 4: VECCHIO PROPERTY GROUP QTIS Two-Year-Old  
 Handicap - 1000m  
 23 March 2024 - 13:47



BRISBANE  
 RACING CLUB

Track Rating: Good 4, Weather: Fine, Rail Position: +2.5m Entire

Section	Overall	800m	600m	400m	200m
Section Times	0:57.88 [7] (0:13.45)	0:44.43 [8] (0:10.60)	0:33.83 [7] (0:10.89)	0:22.94 [7] (0:10.82)	0:12.12 [6] (0:12.12)
Average Speed [km/h]	53.8	68.6	66.4	66.4	59.6
Top Speed [km/h]	67.6	70.0	67.5	68.3	64.5
Avg. Dist. to Rail [m]	2.6	1.8	1.1	0.4	1.2
Avg. Stride Freq. [Hz]	2.3	2.4	2.4	2.4	2.3
Avg. Stride Length [m]	6.4	7.9	7.7	7.6	7.3



- [ ] Ranking at each section and finish
- .-.- No data available at this section
- NA No data available



Horse/Jockey Name	Mishani Suspect
Final Rank	8
Fastest Section Time (Section)	0:10.70 (800m)
Top Speed [km/h] (Section)	69.5 (800m)
Race State	Finished



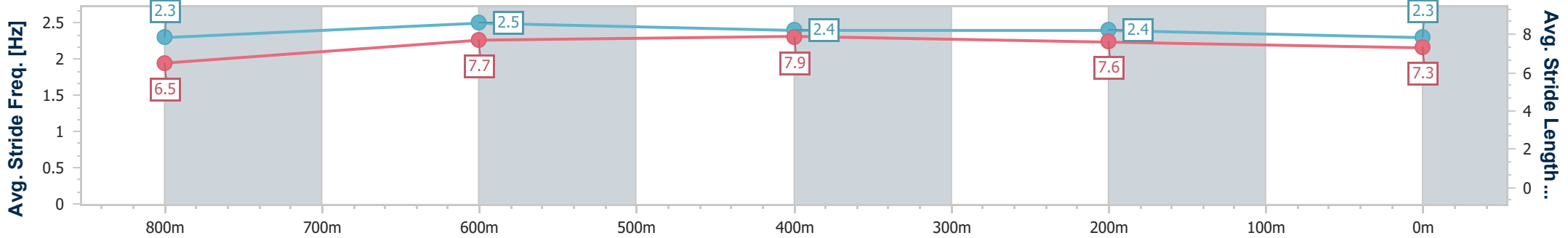
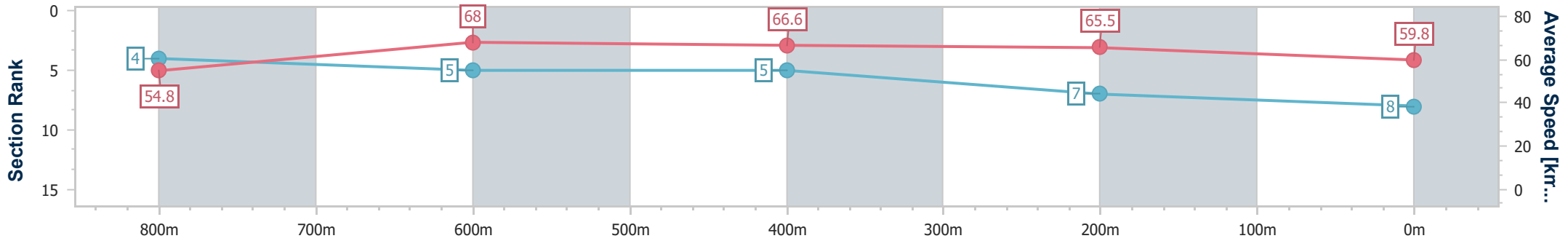
Eagle Farm QLD Professional  
 Race 4: VECCHIO PROPERTY GROUP QTIS Two-Year-Old  
 Handicap - 1000m  
 23 March 2024 - 13:47



BRISBANE  
 RACING CLUB

Track Rating: Good 4, Weather: Fine, Rail Position: +2.5m Entire

Section	Overall	800m	600m	400m	200m
Section Times	0:57.90 [8] (0:13.24)	0:44.66 [4] (0:10.70)	0:33.96 [5] (0:10.94)	0:23.02 [5] (0:11.00)	0:12.02 [7] (0:12.02)
Average Speed [km/h]	54.8	68.0	66.6	65.5	59.8
Top Speed [km/h]	68.1	69.5	67.7	67.0	63.1
Avg. Dist. to Rail [m]	2.8	2.6	2.2	2.1	0.9
Avg. Stride Freq. [Hz]	2.3	2.5	2.4	2.4	2.3
Avg. Stride Length [m]	6.5	7.7	7.9	7.6	7.3



- [ ] Ranking at each section and finish
- .-.- No data available at this section
- NA No data available



Horse/Jockey Name	Under The Shadow
Final Rank	9
Fastest Section Time (Section)	0:10.76 (800m)
Top Speed [km/h] (Section)	69.0 (800m)
Race State	Finished



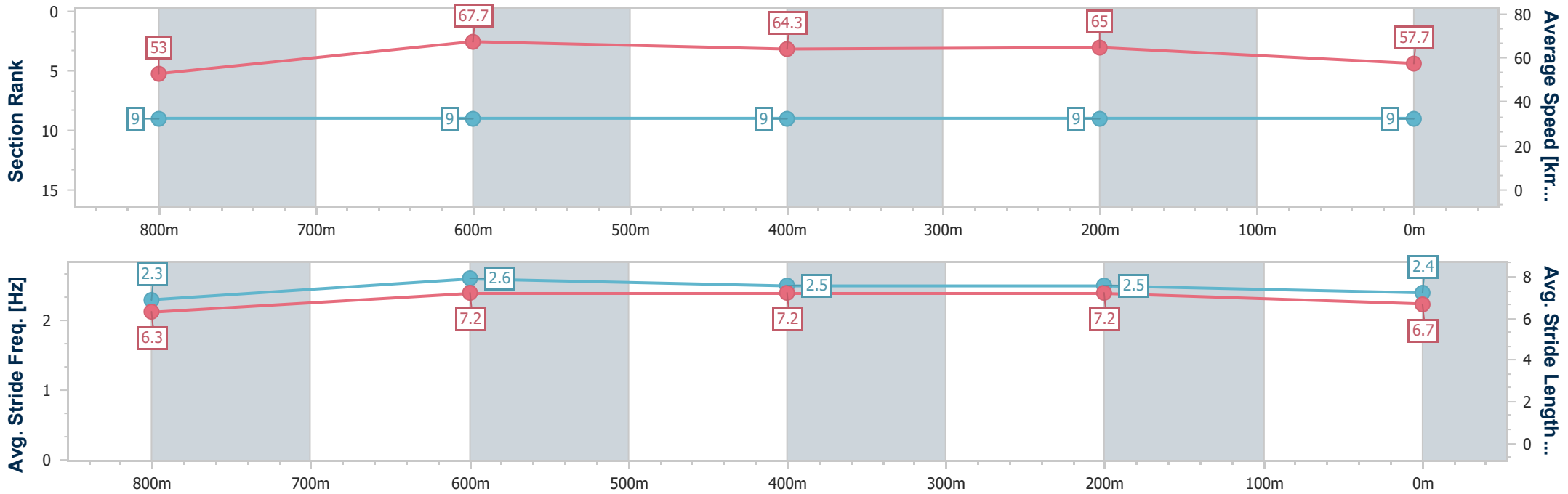
Eagle Farm QLD Professional  
 Race 4: VECCHIO PROPERTY GROUP QTIS Two-Year-Old  
 Handicap - 1000m  
 23 March 2024 - 13:47



BRISBANE  
 RACING CLUB

Track Rating: Good 4, Weather: Fine, Rail Position: +2.5m Entire

Section	Overall	800m	600m	400m	200m
Section Times	0:59.26 [9] (0:13.68)	0:45.58 [9] (0:10.76)	0:34.82 [9] (0:11.27)	0:23.55 [9] (0:11.11)	0:12.44 [9] (0:12.44)
Average Speed [km/h]	53.0	67.7	64.3	65.0	57.7
Top Speed [km/h]	68.9	69.0	66.1	65.6	63.2
Avg. Dist. to Rail [m]	5.1	2.5	2.0	4.0	1.4
Avg. Stride Freq. [Hz]	2.3	2.6	2.5	2.5	2.4
Avg. Stride Length [m]	6.3	7.2	7.2	7.2	6.7



- [ ] Ranking at each section and finish
- .-.- No data available at this section
- NA No data available



# Eagle Farm QLD Professional

## Race 5: CHEMIST WAREHOUSE QTIS Three-Year-Old Handicap - 1000m

23 March 2024 - 14:27



BRISBANE  
RACING CLUB

Track Rating: Good 4, Weather: Fine, Rail Position: +2.5m Entire

Section		Overall									Last 600m		
Field Times		0:57.38 (0:13.16)									0:34.00		
		800m			600m			400m			200m		
		0:44.22 (0:10.22)			0:34.00 (0:10.74)			0:23.26 (0:11.13)			0:12.13 (0:12.13)		
Rank	TAB Horse/Jockey	Barrier	Top Speed [km/h]	Fastest Section	Overall	800m	600m	400m	200m	Margin	Last 600m	Distance Travelled [m]	
1	3 HEARTONI Cejay Graham	3	70.9 800m	0:10.32 800m	0:57.38 [1] (0:13.39)	0:43.99 [5] (0:10.32)	0:33.67 [4] (0:10.68)	0:22.99 [4] (0:11.00)	0:11.99 [2] (0:11.99)	0:57.38	0:33.67		
2	4 MALABOOM James Orman	4	71.3 800m	0:10.32 800m	0:57.39 [2] (0:13.17)	0:44.22 [2] (0:10.32)	0:33.90 [2] (0:10.84)	0:23.06 [2] (0:10.92)	0:12.14 [1] (0:12.14)	0.07L	0:33.90	-3	
3	1 OUTWEIGHED Bailey Wheeler	1	70.6 800m	0:10.60 800m	0:57.46 [3] (0:13.41)	0:44.05 [6] (0:10.60)	0:33.45 [6] (0:10.68)	0:22.77 [6] (0:10.90)	0:11.87 [5] (0:11.87)	0.51L	0:33.45	+3	
4	6 CONNEWARRE Jason Taylor	6	68.4 800m	0:10.66 800m	0:57.51 [4] (0:13.48)	0:44.03 [7] (0:10.66)	0:33.37 [8] (0:10.71)	0:22.66 [8] (0:10.88)	0:11.78 [8] (0:11.78)	0.76L	0:33.37	-4	
5	7 NORTH OF ELI Jake Bayliss	7	69.6 800m	0:10.50 800m	0:57.57 [5] (0:13.57)	0:44.00 [8] (0:10.50)	0:33.50 [7] (0:10.64)	0:22.86 [7] (0:10.86)	0:12.00 [4] (0:12.00)	1.16L	0:33.50	+2	
6	12 DON'T CHA WISH Robbie Dolan	12	70.2 Overall	0:10.55 800m	0:57.79 [6] (0:13.35)	0:44.44 [4] (0:10.55)	0:33.89 [5] (0:10.78)	0:23.11 [5] (0:10.93)	0:12.18 [6] (0:12.18)	2.41L	0:33.89	-4	
7	5 SUNNYCOAST Mark Du Plessis	5	72.5 Overall	0:10.22 800m	0:58.08 [7] (0:13.16)	0:44.92 [1] (0:10.22)	0:34.70 [1] (0:10.74)	0:23.96 [1] (0:11.27)	0:12.69 [3] (0:12.69)	4.15L	0:34.70	+0	
8	11 SZABO Luke Tarrant	11	70.3 800m	0:10.42 800m	0:58.24 [8] (0:13.27)	0:44.97 [3] (0:10.42)	0:34.55 [3] (0:10.67)	0:23.88 [3] (0:11.27)	0:12.61 [7] (0:12.61)	5.09L	0:34.55	-5	

Scratched: Flag Hall (#2), Booming Lad (#8), Beachside Babe (#10), La Petite Maison (#9)

[ ] Ranking at each section and finish  
 -:-:- No data available at this section  
 NA No data available

SCN Saddle cloth number  
 DNF Did not finish  
 DNT Did not track



Horse/Jockey Name	Heartoni
Final Rank	1
Fastest Section Time (Section)	0:10.32 (800m)
Top Speed [km/h] (Section)	70.9 (800m)
Race State	Finished



Eagle Farm QLD Professional  
Race 5: CHEMIST WAREHOUSE QTIS Three-Year-Old Handicap  
- 1000m

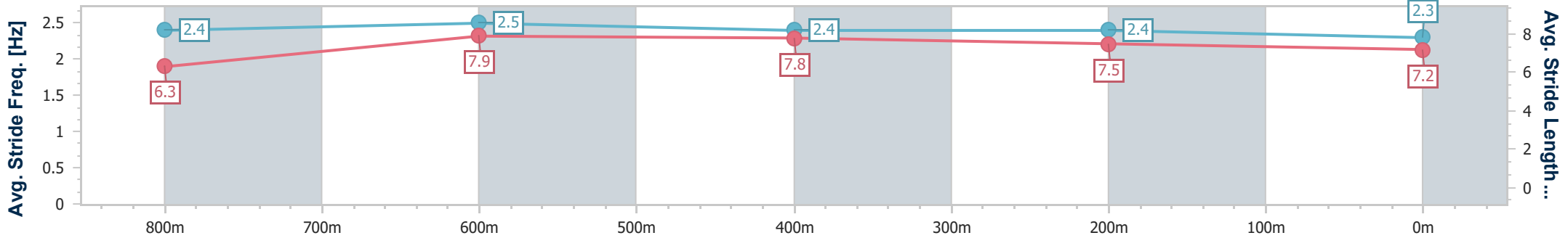
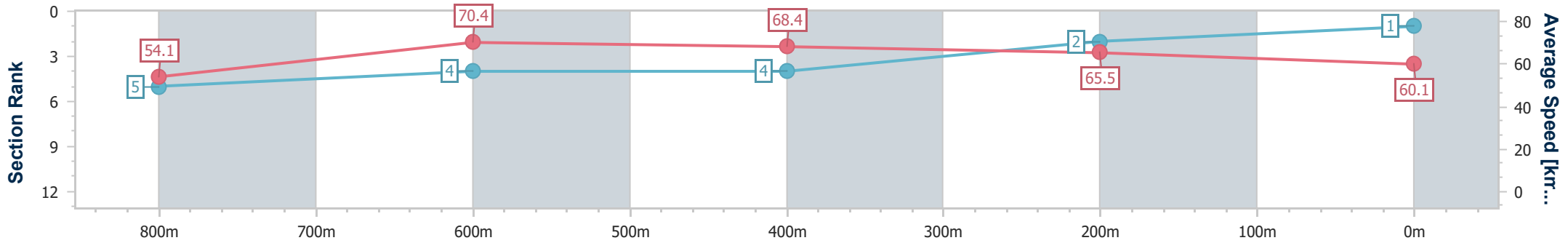


23 March 2024 - 14:27

BRISBANE RACING CLUB

Track Rating: Good 4, Weather: Fine, Rail Position: +2.5m Entire

Section	Overall	800m	600m	400m	200m
Section Times	0:57.38 [1] (0:13.39)	0:43.99 [5] (0:10.32)	0:33.67 [4] (0:10.68)	0:22.99 [4] (0:11.00)	0:11.99 [2] (0:11.99)
Average Speed [km/h]	54.1	70.4	68.4	65.5	60.1
Top Speed [km/h]	70.5	70.9	70.2	68.9	62.6
Avg. Dist. to Rail [m]	4.4	2.3	3.0	6.5	4.7
Avg. Stride Freq. [Hz]	2.4	2.5	2.4	2.4	2.3
Avg. Stride Length [m]	6.3	7.9	7.8	7.5	7.2



- [ ] Ranking at each section and finish
- .-.- No data available at this section
- NA No data available





Horse/Jockey Name	Malaboom
Final Rank	2
Fastest Section Time (Section)	0:10.32 (800m)
Top Speed [km/h] (Section)	71.3 (800m)
Race State	Finished



Eagle Farm QLD Professional  
Race 5: CHEMIST WAREHOUSE QTIS Three-Year-Old Handicap  
- 1000m

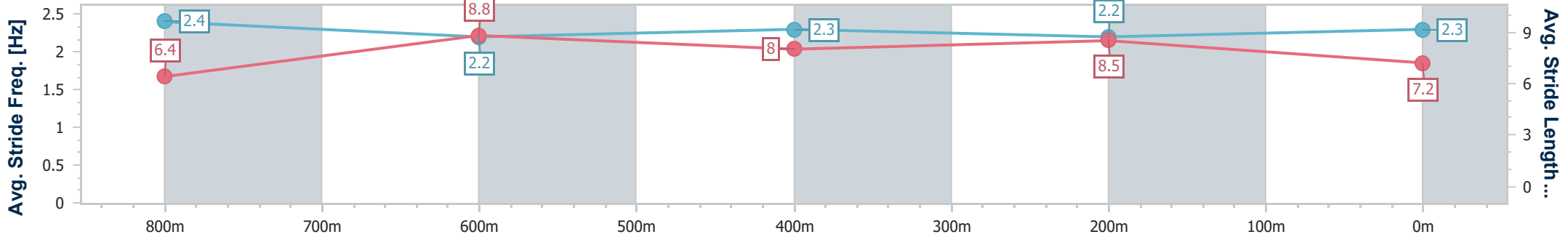
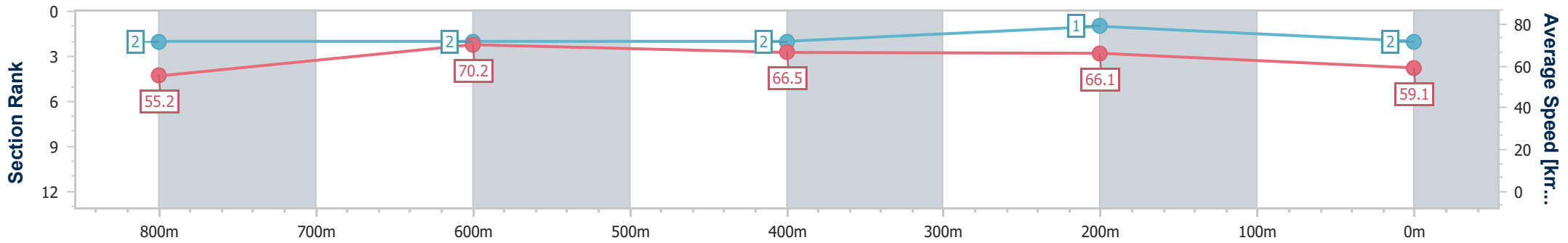


23 March 2024 - 14:27

BRISBANE  
RACING CLUB

Track Rating: Good 4, Weather: Fine, Rail Position: +2.5m Entire

Section	Overall	800m	600m	400m	200m
Section Times	0:57.39 [2] (0:13.17)	0:44.22 [2] (0:10.32)	0:33.90 [2] (0:10.84)	0:23.06 [2] (0:10.92)	0:12.14 [1] (0:12.14)
Average Speed [km/h]	55.2	70.2	66.5	66.1	59.1
Top Speed [km/h]	71.1	71.3	69.1	67.6	63.7
Avg. Dist. to Rail [m]	3.8	2.0	0.5	1.5	1.8
Avg. Stride Freq. [Hz]	2.4	2.2	2.3	2.2	2.3
Avg. Stride Length [m]	6.4	8.8	8.0	8.5	7.2



- [ ] Ranking at each section and finish
- .-.- No data available at this section
- NA No data available



Horse/Jockey Name	Outweighed
Final Rank	3
Fastest Section Time (Section)	0:10.60 (800m)
Top Speed [km/h] (Section)	70.6 (800m)
Race State	Finished



Eagle Farm QLD Professional  
Race 5: CHEMIST WAREHOUSE QTIS Three-Year-Old Handicap  
- 1000m

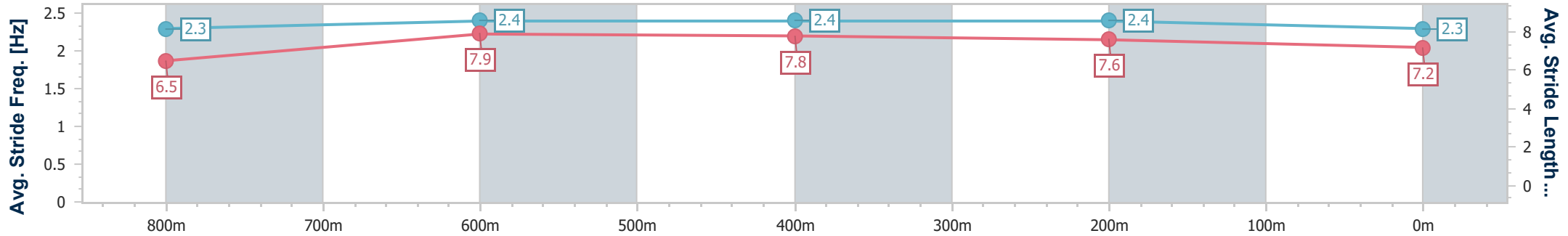
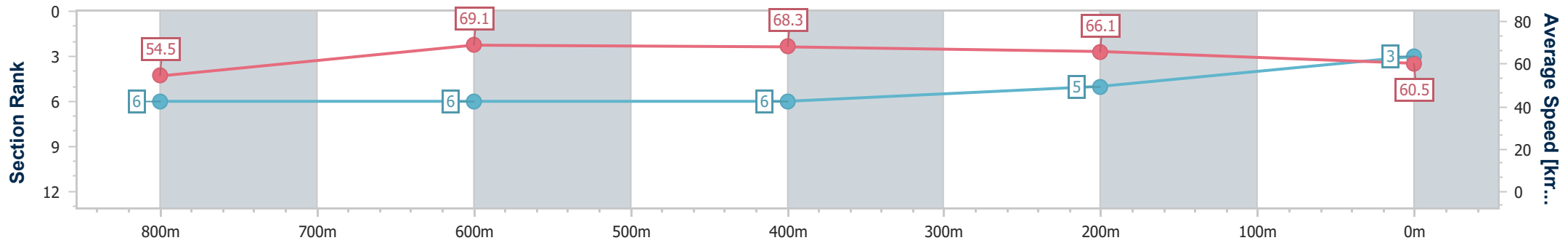


23 March 2024 - 14:27

BRISBANE  
RACING CLUB

Track Rating: Good 4, Weather: Fine, Rail Position: +2.5m Entire

Section	Overall	800m	600m	400m	200m
Section Times	0:57.46 [3] (0:13.41)	0:44.05 [6] (0:10.60)	0:33.45 [6] (0:10.68)	0:22.77 [6] (0:10.90)	0:11.87 [5] (0:11.87)
Average Speed [km/h]	54.5	69.1	68.3	66.1	60.5
Top Speed [km/h]	69.5	70.6	70.3	68.8	64.1
Avg. Dist. to Rail [m]	6.3	3.4	2.9	7.8	7.8
Avg. Stride Freq. [Hz]	2.3	2.4	2.4	2.4	2.3
Avg. Stride Length [m]	6.5	7.9	7.8	7.6	7.2



- [ ] Ranking at each section and finish
- .-.- No data available at this section
- NA No data available



Horse/Jockey Name	Connewarre
Final Rank	4
Fastest Section Time (Section)	0:10.66 (800m)
Top Speed [km/h] (Section)	68.4 (800m)
Race State	Finished



Eagle Farm QLD Professional  
Race 5: CHEMIST WAREHOUSE QTIS Three-Year-Old Handicap  
- 1000m

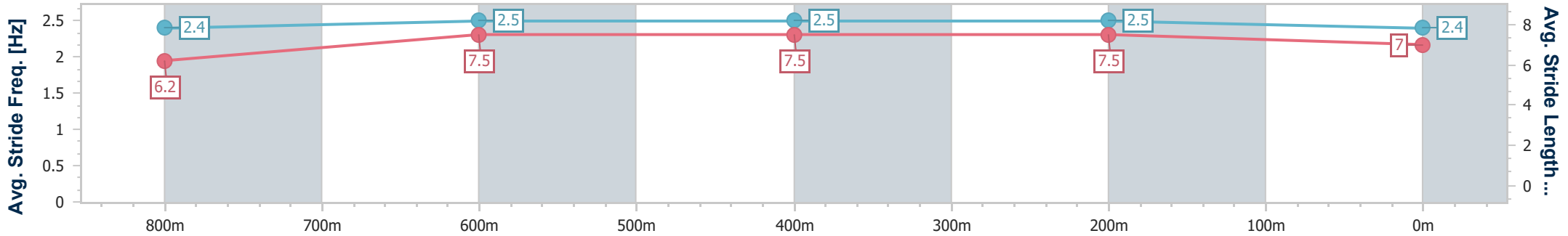
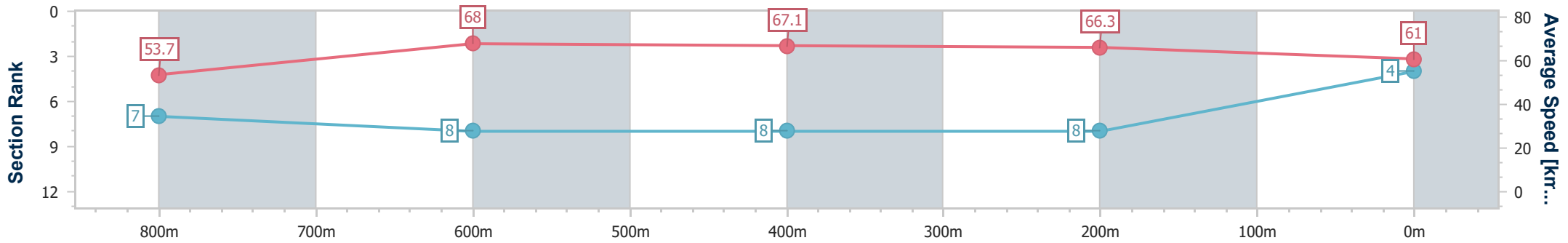


23 March 2024 - 14:27

BRISBANE RACING CLUB

Track Rating: Good 4, Weather: Fine, Rail Position: +2.5m Entire

Section	Overall	800m	600m	400m	200m
Section Times	0:57.51 [4] (0:13.48)	0:44.03 [7] (0:10.66)	0:33.37 [8] (0:10.71)	0:22.66 [8] (0:10.88)	0:11.78 [8] (0:11.78)
Average Speed [km/h]	53.7	68.0	67.1	66.3	61.0
Top Speed [km/h]	68.0	68.4	68.2	67.2	62.9
Avg. Dist. to Rail [m]	4.0	1.1	0.7	4.5	5.1
Avg. Stride Freq. [Hz]	2.4	2.5	2.5	2.5	2.4
Avg. Stride Length [m]	6.2	7.5	7.5	7.5	7.0



- [ ] Ranking at each section and finish
- .-.- No data available at this section
- NA No data available



Horse/Jockey Name	North Of Eli
Final Rank	5
Fastest Section Time (Section)	0:10.50 (800m)
Top Speed [km/h] (Section)	69.6 (800m)
Race State	Finished



Eagle Farm QLD Professional  
Race 5: CHEMIST WAREHOUSE QTIS Three-Year-Old Handicap  
- 1000m

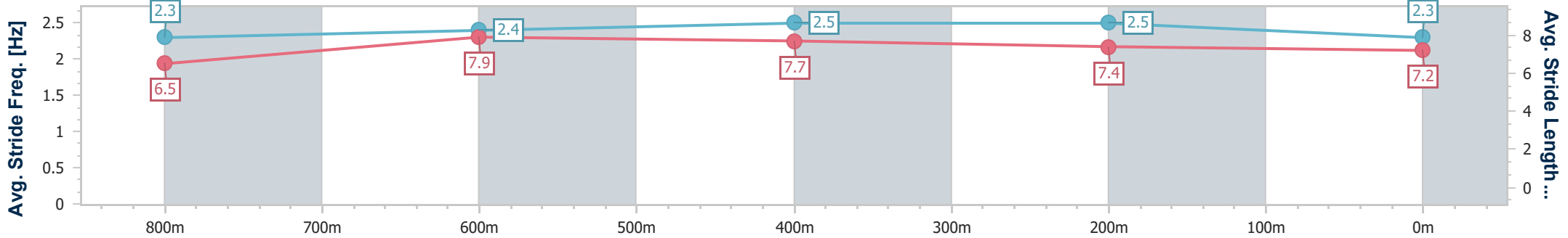
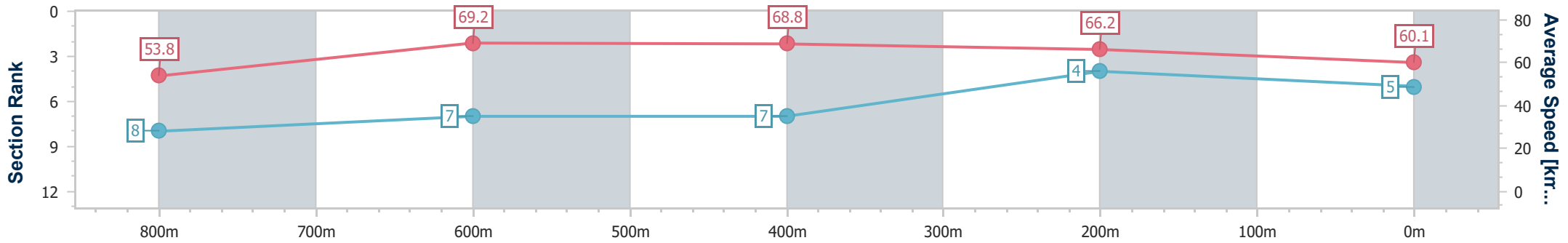


23 March 2024 - 14:27

BRISBANE  
RACING CLUB

Track Rating: Good 4, Weather: Fine, Rail Position: +2.5m Entire

Section	Overall	800m	600m	400m	200m
Section Times	0:57.57 [5] (0:13.57)	0:44.00 [8] (0:10.50)	0:33.50 [7] (0:10.64)	0:22.86 [7] (0:10.86)	0:12.00 [4] (0:12.00)
Average Speed [km/h]	53.8	69.2	68.8	66.2	60.1
Top Speed [km/h]	68.5	69.6	69.0	68.1	63.3
Avg. Dist. to Rail [m]	8.0	2.0	3.1	9.4	7.7
Avg. Stride Freq. [Hz]	2.3	2.4	2.5	2.5	2.3
Avg. Stride Length [m]	6.5	7.9	7.7	7.4	7.2



- [ ] Ranking at each section and finish
- .-.- No data available at this section
- NA No data available



Horse/Jockey Name	Don't Cha Wish
Final Rank	6
Fastest Section Time (Section)	0:10.55 (800m)
Top Speed [km/h] (Section)	70.2 (Overall)
Race State	Finished



Eagle Farm QLD Professional  
Race 5: CHEMIST WAREHOUSE QTIS Three-Year-Old Handicap  
- 1000m

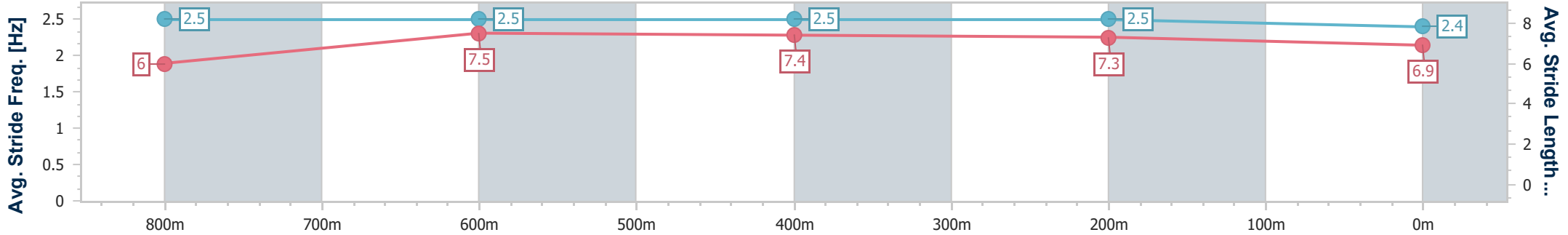
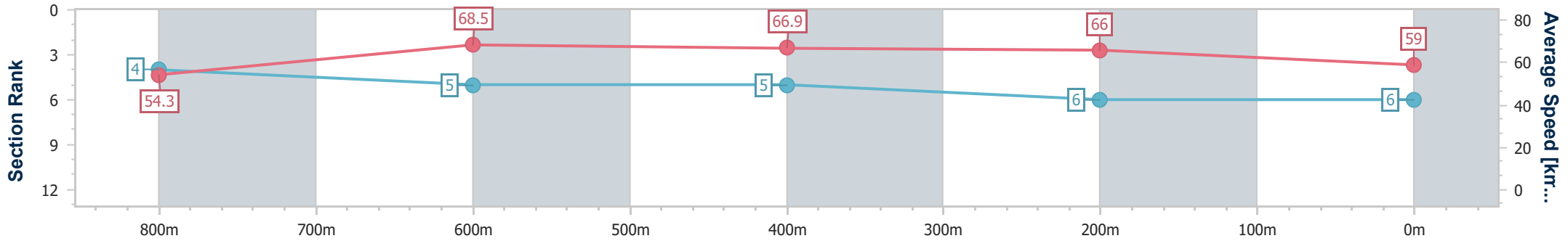


23 March 2024 - 14:27

BRISBANE RACING CLUB

Track Rating: Good 4, Weather: Fine, Rail Position: +2.5m Entire

Section	Overall	800m	600m	400m	200m
Section Times	0:57.79 [6] (0:13.35)	0:44.44 [4] (0:10.55)	0:33.89 [5] (0:10.78)	0:23.11 [5] (0:10.93)	0:12.18 [6] (0:12.18)
Average Speed [km/h]	54.3	68.5	66.9	66.0	59.0
Top Speed [km/h]	70.2	70.1	68.1	67.7	63.0
Avg. Dist. to Rail [m]	2.1	1.1	0.6	1.2	0.9
Avg. Stride Freq. [Hz]	2.5	2.5	2.5	2.5	2.4
Avg. Stride Length [m]	6.0	7.5	7.4	7.3	6.9



- [ ] Ranking at each section and finish
- .-.- No data available at this section
- NA No data available



Horse/Jockey Name	Sunnycoast
Final Rank	7
Fastest Section Time (Section)	0:10.22 (800m)
Top Speed [km/h] (Section)	72.5 (Overall)
Race State	Finished



Eagle Farm QLD Professional  
Race 5: CHEMIST WAREHOUSE QTIS Three-Year-Old Handicap  
- 1000m

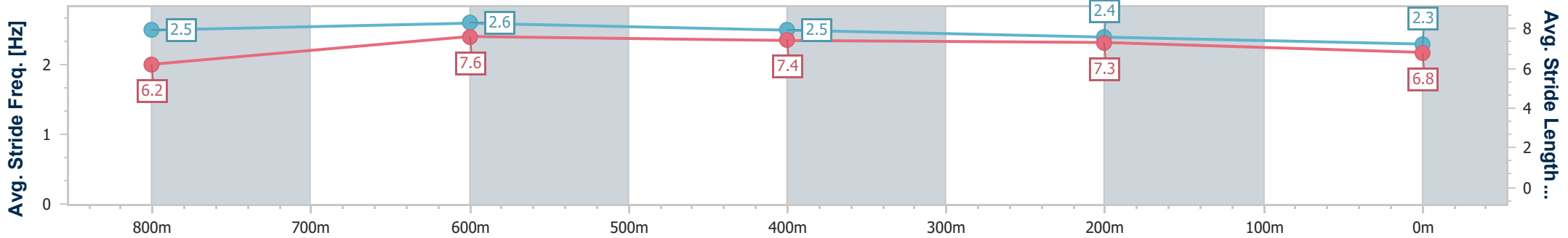
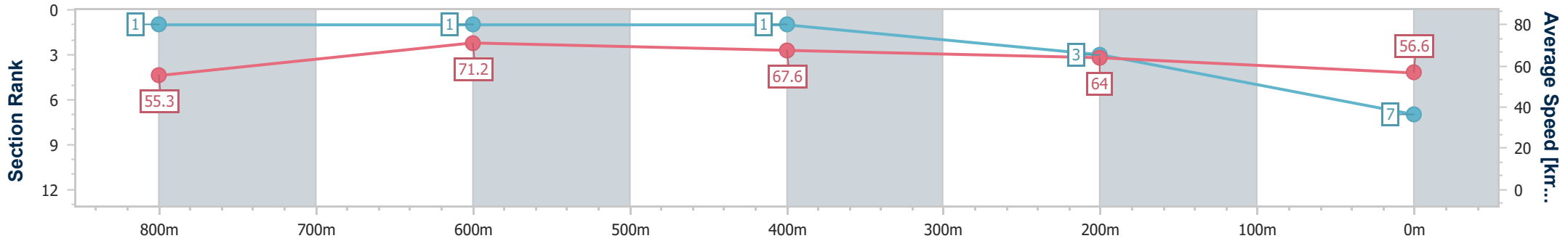


23 March 2024 - 14:27

BRISBANE  
RACING CLUB

Track Rating: Good 4, Weather: Fine, Rail Position: +2.5m Entire

Section	Overall	800m	600m	400m	200m
Section Times	0:58.08 [7] (0:13.16)	0:44.92 [1] (0:10.22)	0:34.70 [1] (0:10.74)	0:23.96 [1] (0:11.27)	0:12.69 [3] (0:12.69)
Average Speed [km/h]	55.3	71.2	67.6	64.0	56.6
Top Speed [km/h]	72.5	72.3	70.5	65.8	61.0
Avg. Dist. to Rail [m]	6.7	1.8	1.8	3.8	3.6
Avg. Stride Freq. [Hz]	2.5	2.6	2.5	2.4	2.3
Avg. Stride Length [m]	6.2	7.6	7.4	7.3	6.8



- [ ] Ranking at each section and finish
- .-.- No data available at this section
- NA No data available



Horse/Jockey Name	Szabo
Final Rank	8
Fastest Section Time (Section)	0:10.42 (800m)
Top Speed [km/h] (Section)	70.3 (800m)
Race State	Finished



Eagle Farm QLD Professional  
Race 5: CHEMIST WAREHOUSE QTIS Three-Year-Old Handicap  
- 1000m

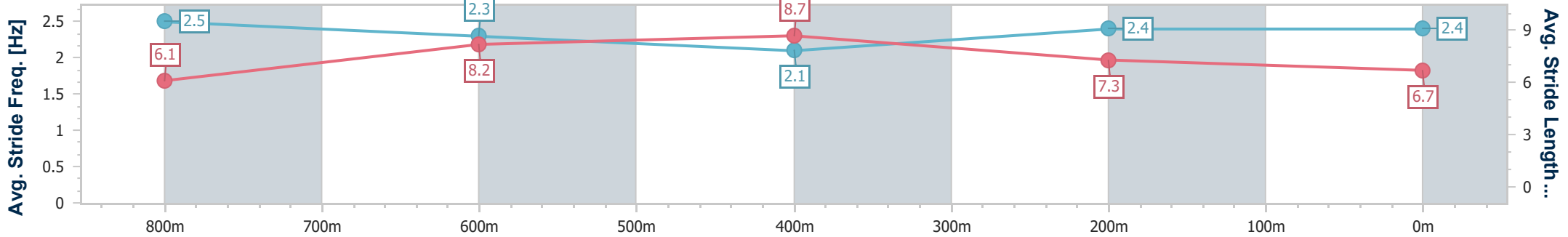
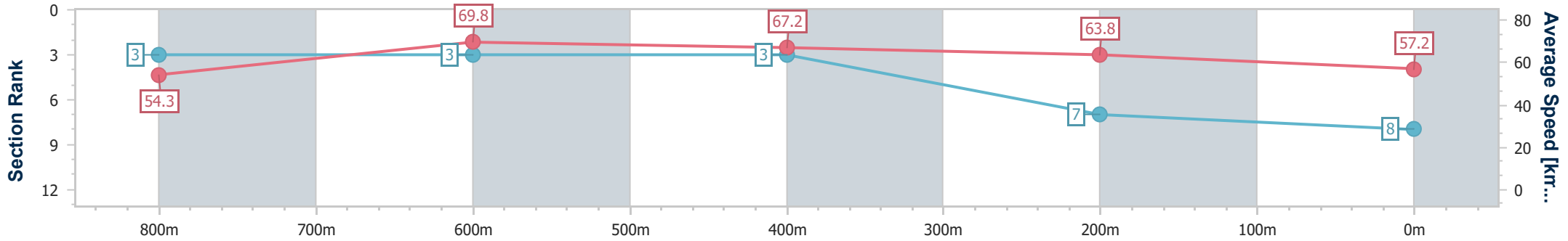


23 March 2024 - 14:27

BRISBANE  
RACING CLUB

Track Rating: Good 4, Weather: Fine, Rail Position: +2.5m Entire

Section	Overall	800m	600m	400m	200m
Section Times	0:58.24 [8] (0:13.27)	0:44.97 [3] (0:10.42)	0:34.55 [3] (0:10.67)	0:23.88 [3] (0:11.27)	0:12.61 [7] (0:12.61)
Average Speed [km/h]	54.3	69.8	67.2	63.8	57.2
Top Speed [km/h]	70.1	70.3	69.0	65.8	61.5
Avg. Dist. to Rail [m]	1.0	1.3	0.6	0.5	1.6
Avg. Stride Freq. [Hz]	2.5	2.3	2.1	2.4	2.4
Avg. Stride Length [m]	6.1	8.2	8.7	7.3	6.7



- [ ] Ranking at each section and finish
- .-.- No data available at this section
- NA No data available



# Eagle Farm QLD Professional

## Race 6: PITCHER PARTNERS Class 6 Handicap - 1000m

23 March 2024 - 15:08



BRISBANE  
RACING CLUB

Track Rating: Good 4, Weather: Fine, Rail Position: +2.5m Entire

Section		Overall						800m		600m		400m		200m		Last 600m	
Field Times		0:56.44						0:43.83		0:33.49		0:22.84		0:12.00		0:33.49	
		(0:12.61)						(0:10.34)		(0:10.65)		(0:10.84)		(0:12.00)			
Rank	TAB	Horse/Jockey	Barrier	Top Speed [km/h]	Fastest Section	Overall	800m	600m	400m	200m	Margin	Last 600m	Distance Travelled [m]				
1	9	BRING ME KASH Dale Smith	9	71.0	800m	0:10.34	0:56.44 [1]	0:43.54 [4]	0:33.20 [4]	0:22.52 [4]	0:11.80 [2]	0:56.44	0:33.20				
2	8	RED RUBI Nikita Beriman	8	71.6	800m	0:10.30	0:56.56 [2]	0:42.95 [11]	0:32.65 [10]	0:22.14 [10]	0:11.62 [7]	0.73L	0:32.65	+3			
3	3	MAXIMUM OUTPUT Bailey Wheeler	3	72.0	800m	0:10.45	0:56.78 [3]	0:43.72 [5]	0:33.27 [6]	0:22.58 [7]	0:11.78 [9]	2.02L	0:33.27	+5			
4	7	SHAMROCK LU Michael Rodd	7	69.8	800m	0:10.44	0:56.79 [4]	0:43.56 [8]	0:33.06 [9]	0:22.62 [6]	0:11.89 [5]	2.06L	0:33.06	-3			
5	4	NASHIRA Justin Huxtable	4	71.5	800m	0:10.37	0:56.81 [5]	0:43.50 [9]	0:33.13 [7]	0:22.56 [8]	0:11.90 [6]	2.19L	0:33.13	+3			
6	1	OSAMU Tahlia Fenlon	1	71.6	800m	0:10.35	0:56.81 [6]	0:44.20 [1]	0:33.85 [2]	0:23.21 [1]	0:12.37 [1]	2.2L	0:33.85	-2			
7	5	GEMELON BOLT Marnu Potgieter	5	71.3	Overall	0:10.32	0:56.88 [7]	0:44.25 [2]	0:33.93 [1]	0:23.15 [3]	0:12.24 [2]	2.6L	0:33.93	+2			
8	11	IMMORAL Angela Jones	11	72.5	800m	0:10.39	0:56.94 [8]	0:43.36 [10]	0:32.97 [11]	0:22.39 [11]	0:11.74 [11]	2.92L	0:32.97	+7			
9	14	READY FOR ANYTHING Robbie Dolan	14	71.3	800m	0:10.39	0:56.98 [9]	0:43.29 [12]	0:32.90 [12]	0:22.27 [12]	0:11.55 [12]	3.15L	0:32.90	+5			
10	6	MUSCHIALLI James Orman	6	71.5	600m	0:10.51	0:57.02 [10]	0:43.82 [7]	0:33.31 [8]	0:22.63 [9]	0:11.91 [10]	3.43L	0:33.31	+6			

Scratched: Jemeldi (#12), Charge On (#10)

[ ] Ranking at each section and finish  
 -:-:- No data available at this section  
 NA No data available

SCN Saddle cloth number  
 DNF Did not finish  
 DNT Did not track





# Eagle Farm QLD Professional

## Race 6: PITCHER PARTNERS Class 6 Handicap - 1000m

23 March 2024 - 15:08



BRISBANE  
RACING CLUB

Track Rating: Good 4, Weather: Fine, Rail Position: +2.5m Entire

Section		Overall	800m	600m	400m	200m	Last 600m					
Field Times		0:56.44 (0:12.61)	0:43.83 (0:10.34)	0:33.49 (0:10.65)	0:22.84 (0:10.84)	0:12.00 (0:12.00)	0:33.49					
Rank	TAB Horse/Jockey	Barrier	Top Speed [km/h]	Fastest Section	Margin					Distance Travelled [m]		
11	13 APOPHIS Georgina Cartwright	13	72.0 800m	0:10.38 800m	0:57.09 [11] (0:13.10)	0:43.99 [6] (0:10.38)	0:33.61 [5] (0:10.66)	0:22.95 [5] (0:10.85)	0:12.10 [8] (0:12.10)	3.8L	0:33.61	+2
12	2 HOLD ON HONEY Cejay Graham	2	72.1 800m	0:10.34 800m	0:57.54 [12] (0:12.79)	0:44.75 [3] (0:10.34)	0:34.41 [3] (0:10.52)	0:23.89 [2] (0:11.01)	0:12.88 [4] (0:12.88)	6.46L	0:34.41	+2

Scratched: Jemeldi (#12), Charge On (#10)

[ ] Ranking at each section and finish  
 -:-:-:- No data available at this section  
 NA No data available

SCN Saddle cloth number  
 DNF Did not finish  
 DNT Did not track



Horse/Jockey Name	Bring Me Kash
Final Rank	1
Fastest Section Time (Section)	0:10.34 (800m)
Top Speed [km/h] (Section)	71.0 (800m)
Race State	Finished



Eagle Farm QLD Professional

Race 6: PITCHER PARTNERS Class 6 Handicap - 1000m

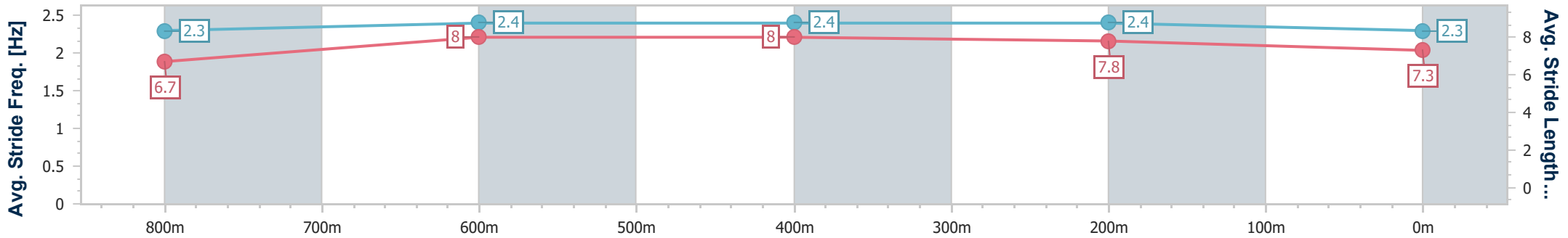
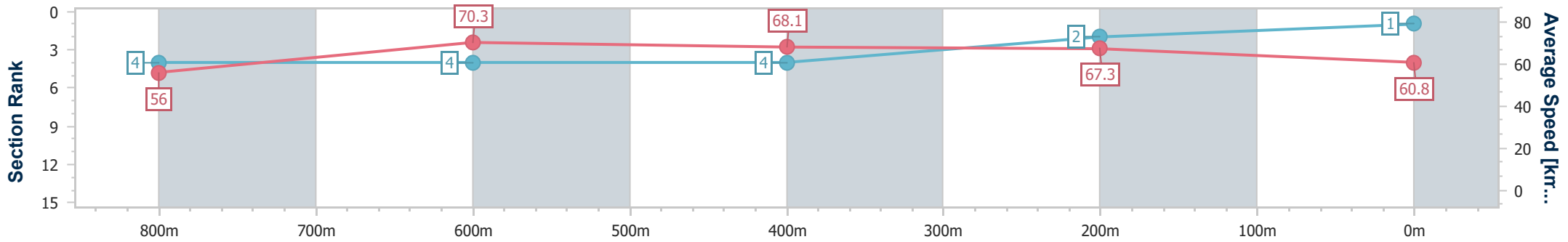
23 March 2024 - 15:08

Track Rating: Good 4, Weather: Fine, Rail Position: +2.5m Entire



BRISBANE RACING CLUB

Section	Overall	800m	600m	400m	200m
Section Times	0:56.44 [1] (0:12.90)	0:43.54 [4] (0:10.34)	0:33.20 [4] (0:10.68)	0:22.52 [4] (0:10.72)	0:11.80 [2] (0:11.80)
Average Speed [km/h]	56.0	70.3	68.1	67.3	60.8
Top Speed [km/h]	69.8	71.0	70.3	69.0	65.7
Avg. Dist. to Rail [m]	2.1	1.7	2.4	3.9	2.6
Avg. Stride Freq. [Hz]	2.3	2.4	2.4	2.4	2.3
Avg. Stride Length [m]	6.7	8.0	8.0	7.8	7.3



- [ ] Ranking at each section and finish
- .-.- No data available at this section
- NA No data available



Horse/Jockey Name	Red Rubi
Final Rank	2
Fastest Section Time (Section)	0:10.30 (800m)
Top Speed [km/h] (Section)	71.6 (800m)
Race State	Finished



### Eagle Farm QLD Professional

Race 6: PITCHER PARTNERS Class 6 Handicap - 1000m

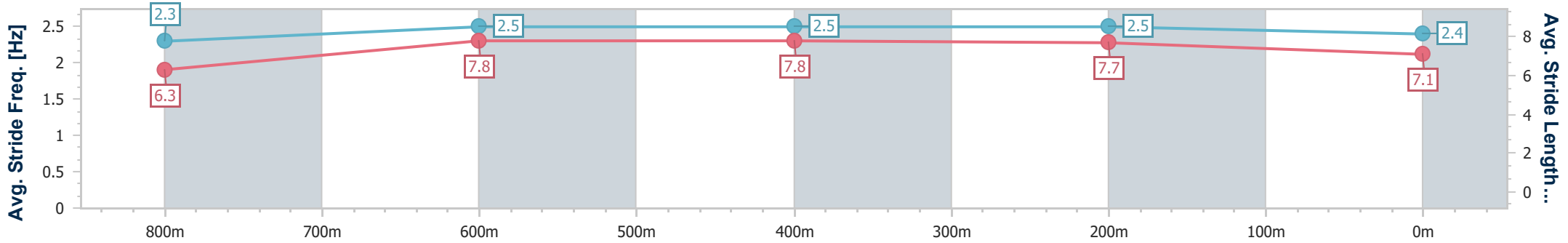
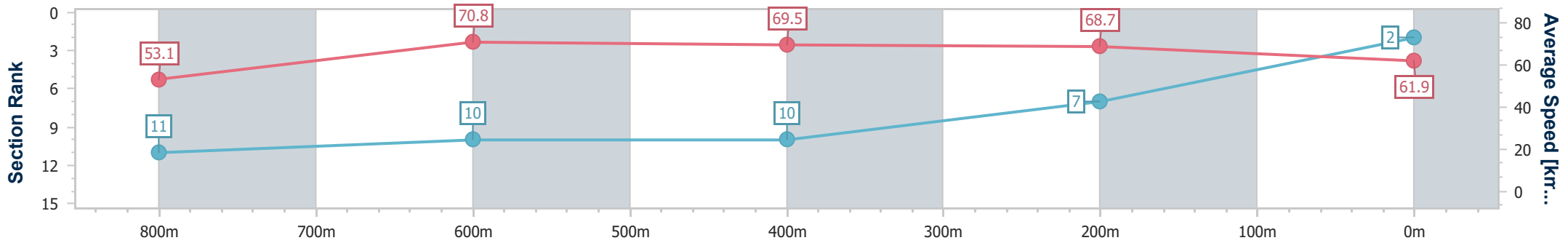
23 March 2024 - 15:08

Track Rating: Good 4, Weather: Fine, Rail Position: +2.5m Entire



BRISBANE RACING CLUB

Section	Overall	800m	600m	400m	200m
Section Times	0:56.56 [2] (0:13.61)	0:42.95 [11] (0:10.30)	0:32.65 [10] (0:10.51)	0:22.14 [10] (0:10.52)	0:11.62 [7] (0:11.62)
Average Speed [km/h]	53.1	70.8	69.5	68.7	61.9
Top Speed [km/h]	71.4	71.6	70.2	70.2	66.7
Avg. Dist. to Rail [m]	4.3	2.6	3.2	3.9	1.1
Avg. Stride Freq. [Hz]	2.3	2.5	2.5	2.5	2.4
Avg. Stride Length [m]	6.3	7.8	7.8	7.7	7.1



- [ ] Ranking at each section and finish
- .-.- No data available at this section
- NA No data available



Horse/Jockey Name	Maximum Output
Final Rank	3
Fastest Section Time (Section)	0:10.45 (800m)
Top Speed [km/h] (Section)	72.0 (800m)
Race State	Finished



### Eagle Farm QLD Professional

Race 6: PITCHER PARTNERS Class 6 Handicap - 1000m

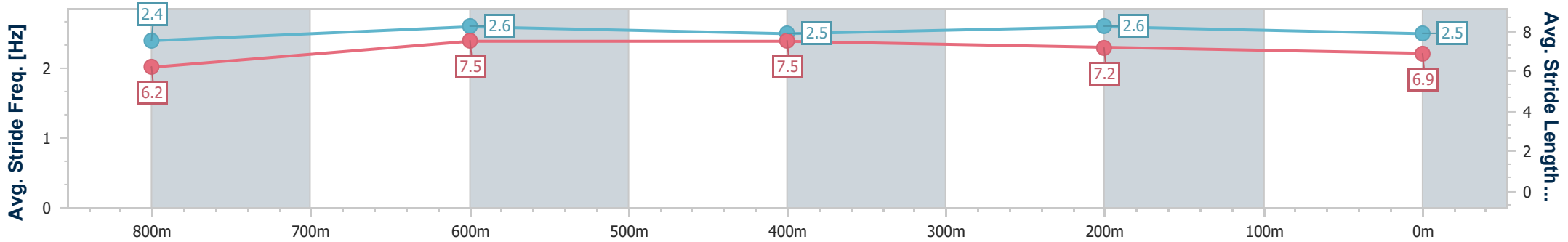
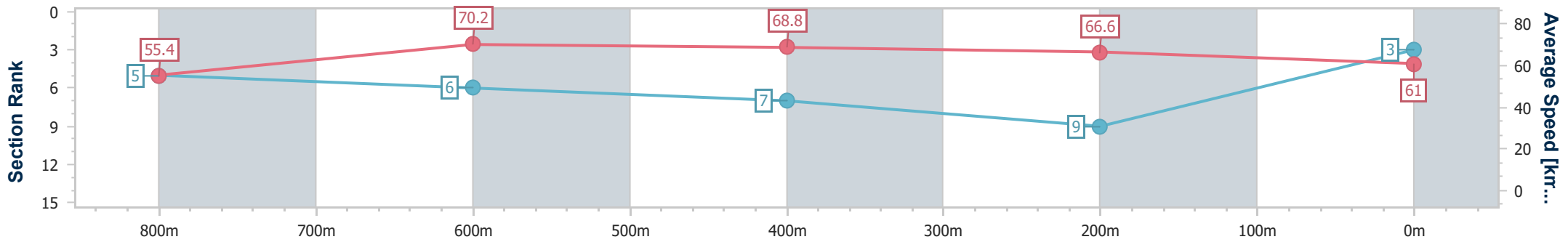
23 March 2024 - 15:08

Track Rating: Good 4, Weather: Fine, Rail Position: +2.5m Entire



BRISBANE RACING CLUB

Section	Overall	800m	600m	400m	200m
Section Times	0:56.78 [3] (0:13.06)	0:43.72 [5] (0:10.45)	0:33.27 [6] (0:10.69)	0:22.58 [7] (0:10.80)	0:11.78 [9] (0:11.78)
Average Speed [km/h]	55.4	70.2	68.8	66.6	61.0
Top Speed [km/h]	71.2	72.0	70.2	69.6	65.3
Avg. Dist. to Rail [m]	4.0	3.5	4.4	7.5	5.9
Avg. Stride Freq. [Hz]	2.4	2.6	2.5	2.6	2.5
Avg. Stride Length [m]	6.2	7.5	7.5	7.2	6.9



- [ ] Ranking at each section and finish
- .-.- No data available at this section
- NA No data available



Horse/Jockey Name	Shamrock Lu
Final Rank	4
Fastest Section Time (Section)	0:10.44 (600m)
Top Speed [km/h] (Section)	69.8 (800m)
Race State	Finished



Eagle Farm QLD Professional

Race 6: PITCHER PARTNERS Class 6 Handicap - 1000m

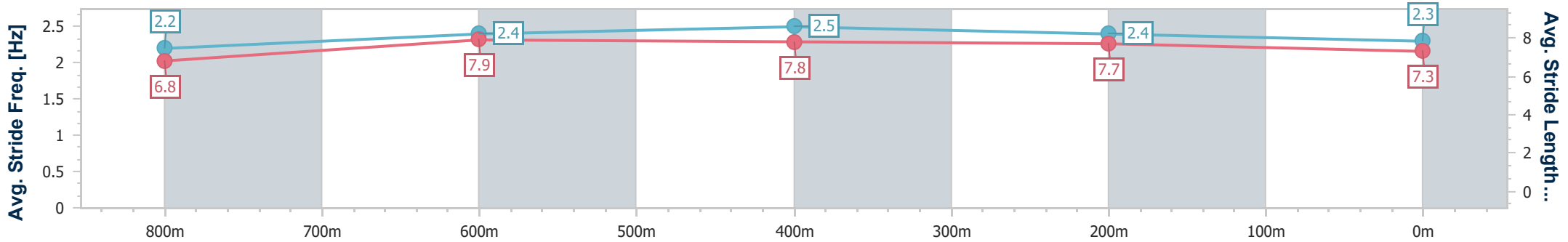
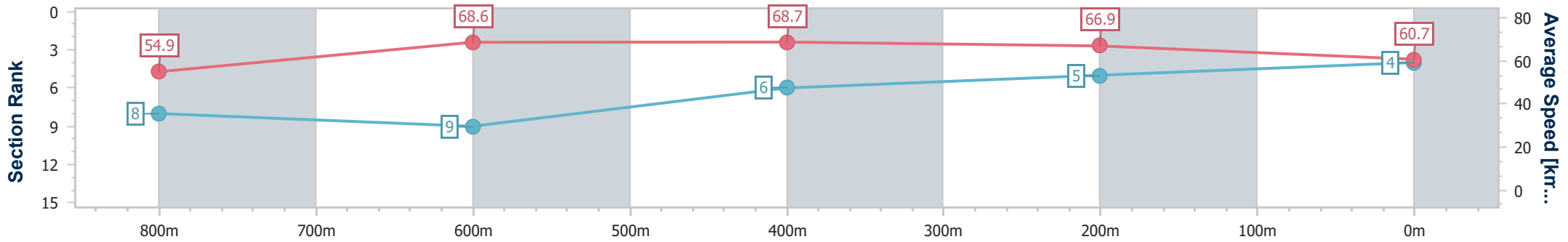
23 March 2024 - 15:08

Track Rating: Good 4, Weather: Fine, Rail Position: +2.5m Entire



BRISBANE RACING CLUB

Section	Overall	800m	600m	400m	200m
Section Times	0:56.79 [4] (0:13.23)	0:43.56 [8] (0:10.50)	0:33.06 [9] (0:10.44)	0:22.62 [6] (0:10.73)	0:11.89 [5] (0:11.89)
Average Speed [km/h]	54.9	68.6	68.7	66.9	60.7
Top Speed [km/h]	68.2	69.8	69.3	69.1	63.6
Avg. Dist. to Rail [m]	1.7	0.5	1.3	4.4	6.2
Avg. Stride Freq. [Hz]	2.2	2.4	2.5	2.4	2.3
Avg. Stride Length [m]	6.8	7.9	7.8	7.7	7.3



- [ ] Ranking at each section and finish
- .-.- No data available at this section
- NA No data available



Horse/Jockey Name	Nashira
Final Rank	5
Fastest Section Time (Section)	0:10.37 (800m)
Top Speed [km/h] (Section)	71.5 (800m)
Race State	Finished



### Eagle Farm QLD Professional

Race 6: PITCHER PARTNERS Class 6 Handicap - 1000m

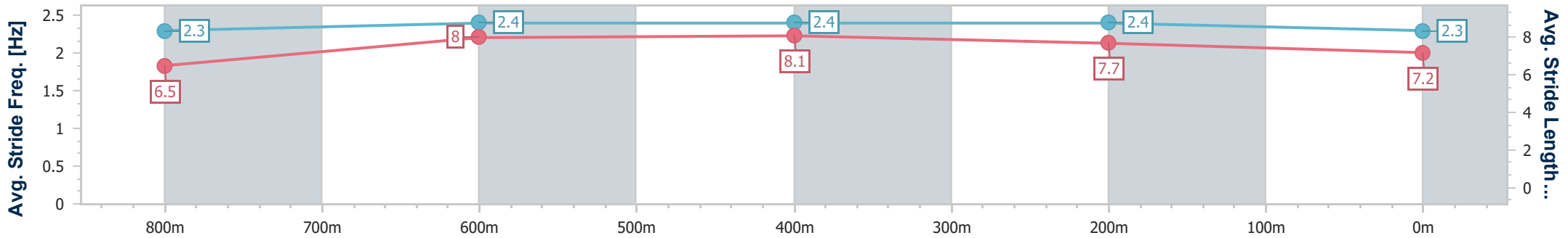
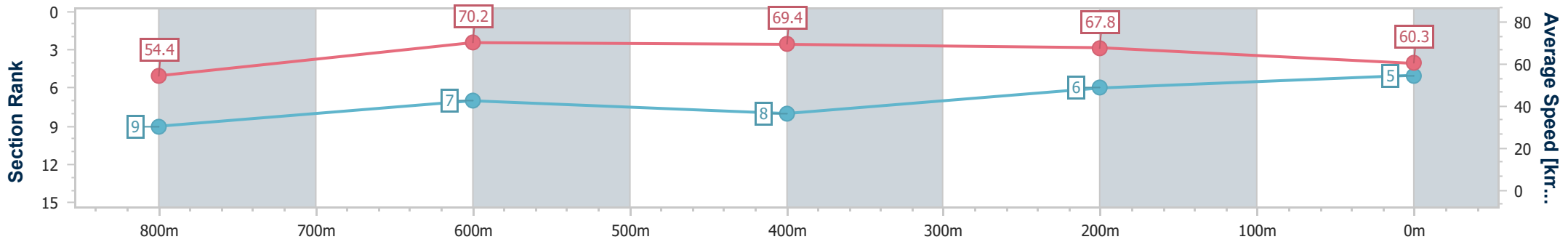
23 March 2024 - 15:08

Track Rating: Good 4, Weather: Fine, Rail Position: +2.5m Entire



BRISBANE RACING CLUB

Section	Overall	800m	600m	400m	200m
Section Times	0:56.81 [5] (0:13.31)	0:43.50 [9] (0:10.37)	0:33.13 [7] (0:10.57)	0:22.56 [8] (0:10.66)	0:11.90 [6] (0:11.90)
Average Speed [km/h]	54.4	70.2	69.4	67.8	60.3
Top Speed [km/h]	70.8	71.5	70.2	69.5	65.1
Avg. Dist. to Rail [m]	3.8	2.4	4.2	7.9	5.8
Avg. Stride Freq. [Hz]	2.3	2.4	2.4	2.4	2.3
Avg. Stride Length [m]	6.5	8.0	8.1	7.7	7.2



- [ ] Ranking at each section and finish
- .-.- No data available at this section
- NA No data available



Horse/Jockey Name	Osamu
Final Rank	6
Fastest Section Time (Section)	0:10.35 (800m)
Top Speed [km/h] (Section)	71.6 (800m)
Race State	Finished



Eagle Farm QLD Professional

Race 6: PITCHER PARTNERS Class 6 Handicap - 1000m

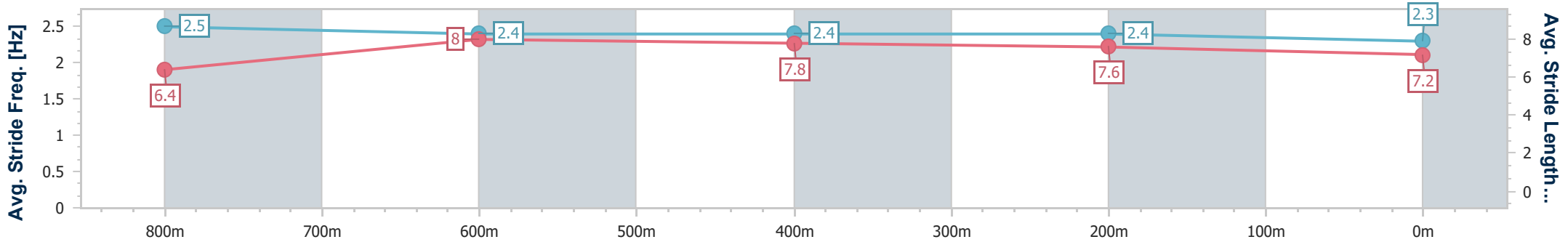
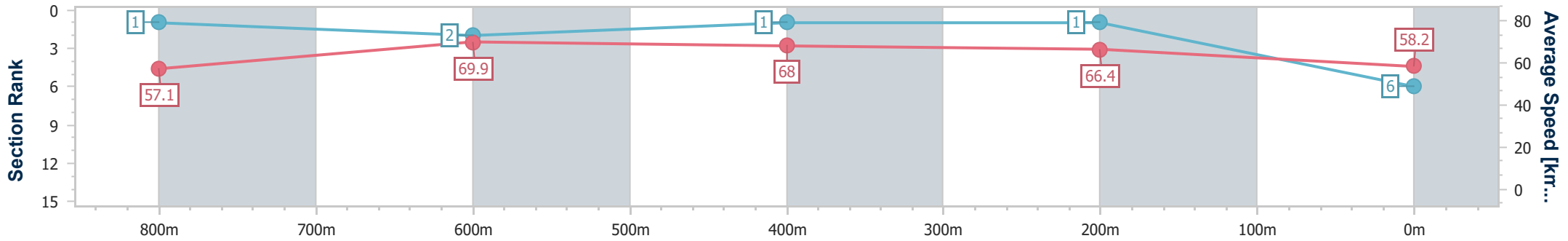
23 March 2024 - 15:08

Track Rating: Good 4, Weather: Fine, Rail Position: +2.5m Entire



BRISBANE RACING CLUB

Section	Overall	800m	600m	400m	200m
Section Times	0:56.81 [6] (0:12.61)	0:44.20 [1] (0:10.35)	0:33.85 [2] (0:10.64)	0:23.21 [1] (0:10.84)	0:12.37 [1] (0:12.37)
Average Speed [km/h]	57.1	69.9	68.0	66.4	58.2
Top Speed [km/h]	71.0	71.6	69.3	67.6	63.0
Avg. Dist. to Rail [m]	3.8	0.4	1.2	1.4	1.1
Avg. Stride Freq. [Hz]	2.5	2.4	2.4	2.4	2.3
Avg. Stride Length [m]	6.4	8.0	7.8	7.6	7.2



- [ ] Ranking at each section and finish
- .-.- No data available at this section
- NA No data available



Horse/Jockey Name	Gemelon Bolt
Final Rank	7
Fastest Section Time (Section)	0:10.32 (800m)
Top Speed [km/h] (Section)	71.3 (Overall)
Race State	Finished



### Eagle Farm QLD Professional

Race 6: PITCHER PARTNERS Class 6 Handicap - 1000m

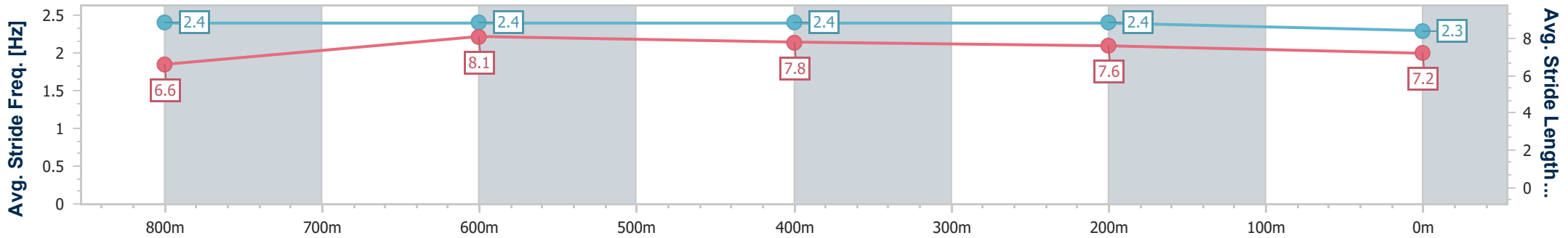
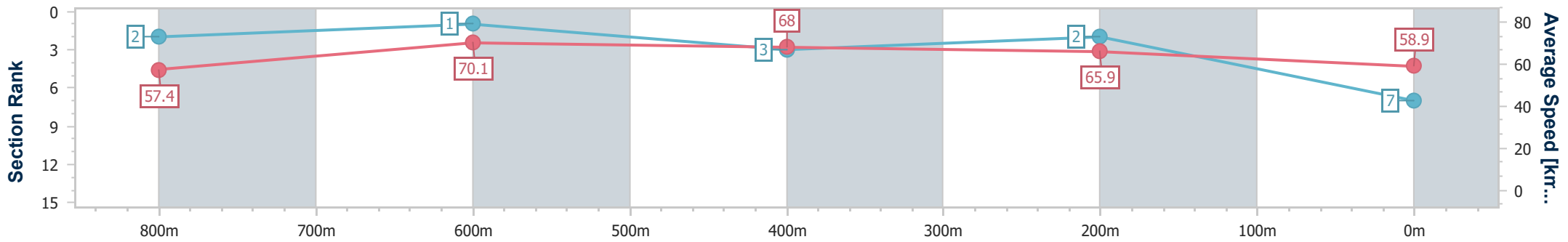
23 March 2024 - 15:08

Track Rating: Good 4, Weather: Fine, Rail Position: +2.5m Entire



BRISBANE RACING CLUB

Section	Overall	800m	600m	400m	200m
Section Times	0:56.88 [7] (0:12.63)	0:44.25 [2] (0:10.32)	0:33.93 [1] (0:10.78)	0:23.15 [3] (0:10.91)	0:12.24 [2] (0:12.24)
Average Speed [km/h]	57.4	70.1	68.0	65.9	58.9
Top Speed [km/h]	71.3	71.2	69.3	68.3	63.0
Avg. Dist. to Rail [m]	5.8	1.1	3.1	2.5	1.9
Avg. Stride Freq. [Hz]	2.4	2.4	2.4	2.4	2.3
Avg. Stride Length [m]	6.6	8.1	7.8	7.6	7.2



- [ ] Ranking at each section and finish
- .-.- No data available at this section
- NA No data available





Horse/Jockey Name	Immoral
Final Rank	8
Fastest Section Time (Section)	0:10.39 (800m)
Top Speed [km/h] (Section)	72.5 (800m)
Race State	Finished



### Eagle Farm QLD Professional

Race 6: PITCHER PARTNERS Class 6 Handicap - 1000m

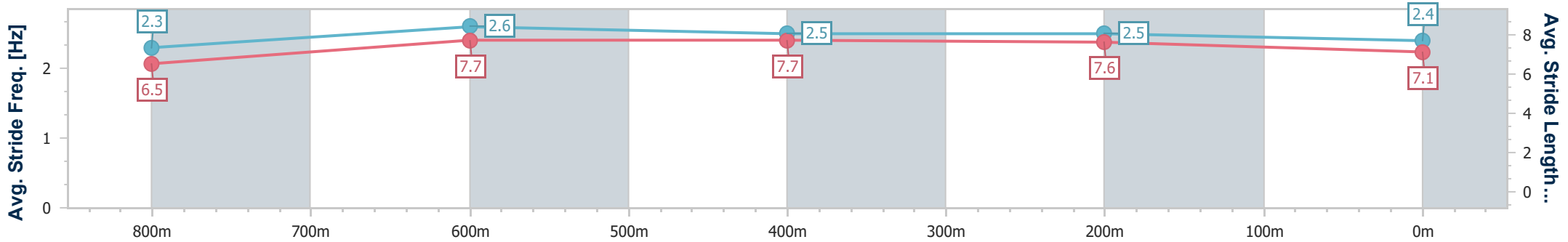
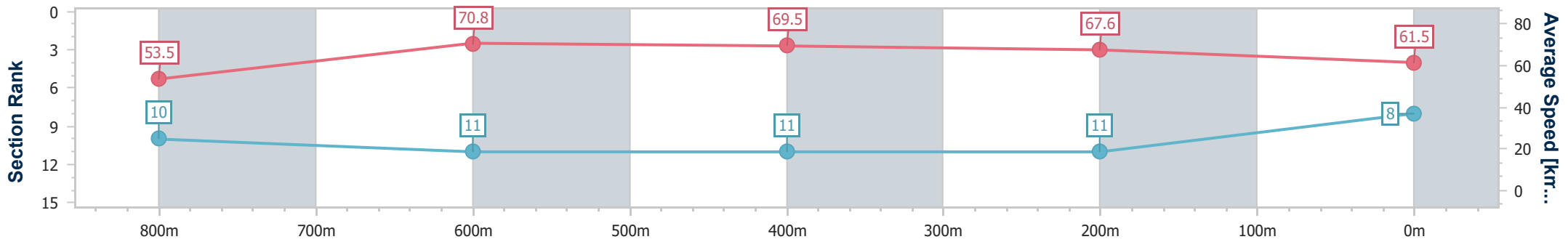
23 March 2024 - 15:08

Track Rating: Good 4, Weather: Fine, Rail Position: +2.5m Entire



BRISBANE RACING CLUB

Section	Overall	800m	600m	400m	200m
Section Times	0:56.94 [8] (0:13.58)	0:43.36 [10] (0:10.39)	0:32.97 [11] (0:10.58)	0:22.39 [11] (0:10.65)	0:11.74 [11] (0:11.74)
Average Speed [km/h]	53.5	70.8	69.5	67.6	61.5
Top Speed [km/h]	71.0	72.5	71.1	70.3	64.2
Avg. Dist. to Rail [m]	6.8	4.2	4.6	7.1	3.6
Avg. Stride Freq. [Hz]	2.3	2.6	2.5	2.5	2.4
Avg. Stride Length [m]	6.5	7.7	7.7	7.6	7.1



- [ ] Ranking at each section and finish
- .-.- No data available at this section
- NA No data available



Horse/Jockey Name	Ready For Anything
Final Rank	9
Fastest Section Time (Section)	0:10.39 (800m)
Top Speed [km/h] (Section)	71.3 (800m)
Race State	Finished



### Eagle Farm QLD Professional

Race 6: PITCHER PARTNERS Class 6 Handicap - 1000m

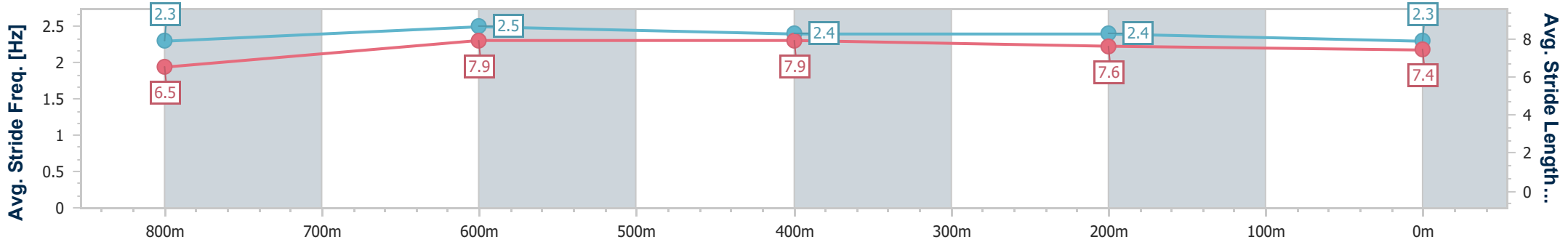
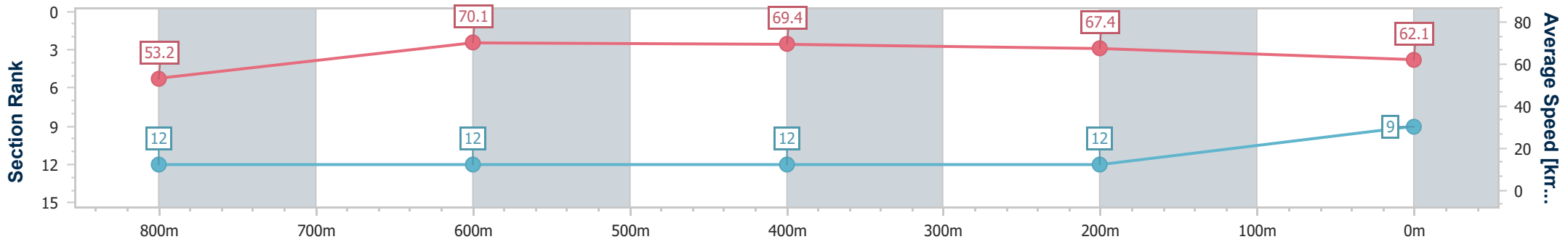
23 March 2024 - 15:08

Track Rating: Good 4, Weather: Fine, Rail Position: +2.5m Entire



BRISBANE RACING CLUB

Section	Overall	800m	600m	400m	200m
Section Times	0:56.98 [9] (0:13.69)	0:43.29 [12] (0:10.39)	0:32.90 [12] (0:10.63)	0:22.27 [12] (0:10.72)	0:11.55 [12] (0:11.55)
Average Speed [km/h]	53.2	70.1	69.4	67.4	62.1
Top Speed [km/h]	69.8	71.3	70.5	69.9	65.5
Avg. Dist. to Rail [m]	8.1	2.8	4.9	8.0	7.1
Avg. Stride Freq. [Hz]	2.3	2.5	2.4	2.4	2.3
Avg. Stride Length [m]	6.5	7.9	7.9	7.6	7.4



- [ ] Ranking at each section and finish
- .-.- No data available at this section
- NA No data available



Horse/Jockey Name	Muschialli
Final Rank	10
Fastest Section Time (Section)	0:10.51 (800m)
Top Speed [km/h] (Section)	71.5 (600m)
Race State	Finished



Eagle Farm QLD Professional

Race 6: PITCHER PARTNERS Class 6 Handicap - 1000m

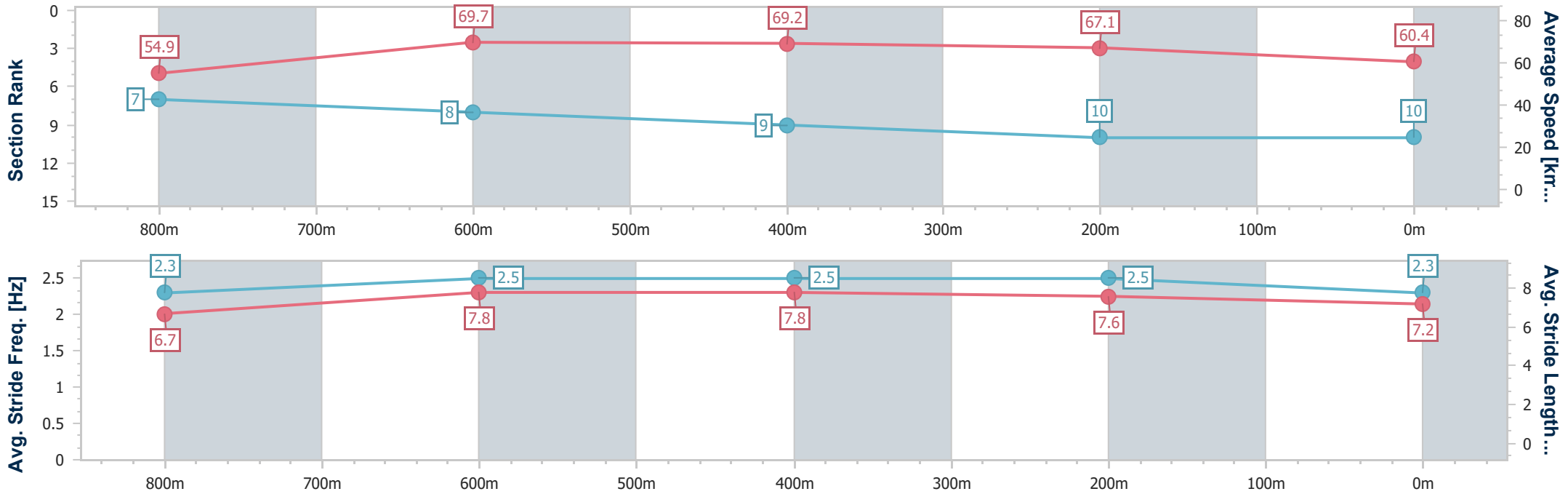
23 March 2024 - 15:08

Track Rating: Good 4, Weather: Fine, Rail Position: +2.5m Entire



BRISBANE RACING CLUB

Section	Overall	800m	600m	400m	200m
Section Times	0:57.02 [10] (0:13.20)	0:43.82 [7] (0:10.51)	0:33.31 [8] (0:10.68)	0:22.63 [9] (0:10.72)	0:11.91 [10] (0:11.91)
Average Speed [km/h]	54.9	69.7	69.2	67.1	60.4
Top Speed [km/h]	69.3	70.9	71.5	69.6	64.5
Avg. Dist. to Rail [m]	4.7	3.6	6.0	10.0	7.8
Avg. Stride Freq. [Hz]	2.3	2.5	2.5	2.5	2.3
Avg. Stride Length [m]	6.7	7.8	7.8	7.6	7.2



- [ ] Ranking at each section and finish
- .-.- No data available at this section
- NA No data available



Horse/Jockey Name	Apophis
Final Rank	11
Fastest Section Time (Section)	0:10.38 (800m)
Top Speed [km/h] (Section)	72.0 (800m)
Race State	Finished



### Eagle Farm QLD Professional

Race 6: PITCHER PARTNERS Class 6 Handicap - 1000m

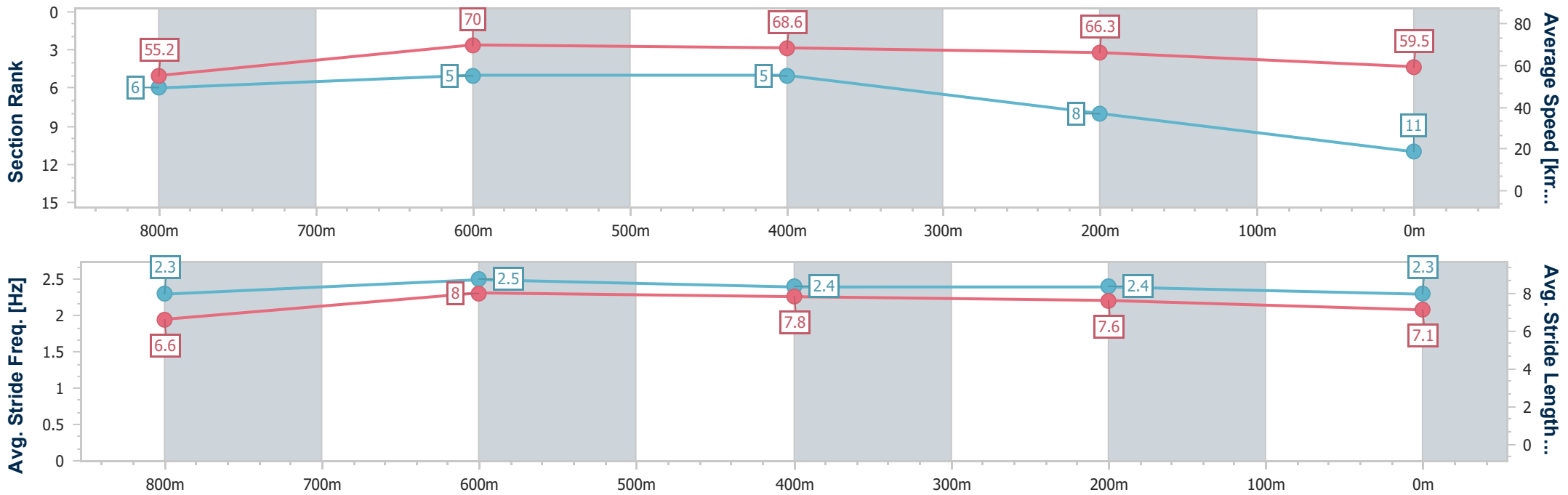
23 March 2024 - 15:08

Track Rating: Good 4, Weather: Fine, Rail Position: +2.5m Entire



BRISBANE RACING CLUB

Section	Overall	800m	600m	400m	200m
Section Times	0:57.09 [11] (0:13.10)	0:43.99 [6] (0:10.38)	0:33.61 [5] (0:10.66)	0:22.95 [5] (0:10.85)	0:12.10 [8] (0:12.10)
Average Speed [km/h]	55.2	70.0	68.6	66.3	59.5
Top Speed [km/h]	71.4	72.0	70.8	68.7	63.5
Avg. Dist. to Rail [m]	1.2	2.2	3.2	6.5	4.0
Avg. Stride Freq. [Hz]	2.3	2.5	2.4	2.4	2.3
Avg. Stride Length [m]	6.6	8.0	7.8	7.6	7.1



- [ ] Ranking at each section and finish
- .-.- No data available at this section
- NA No data available



Horse/Jockey Name	Hold On Honey
Final Rank	12
Fastest Section Time (Section)	0:10.34 (800m)
Top Speed [km/h] (Section)	72.1 (800m)
Race State	Finished



### Eagle Farm QLD Professional

Race 6: PITCHER PARTNERS Class 6 Handicap - 1000m

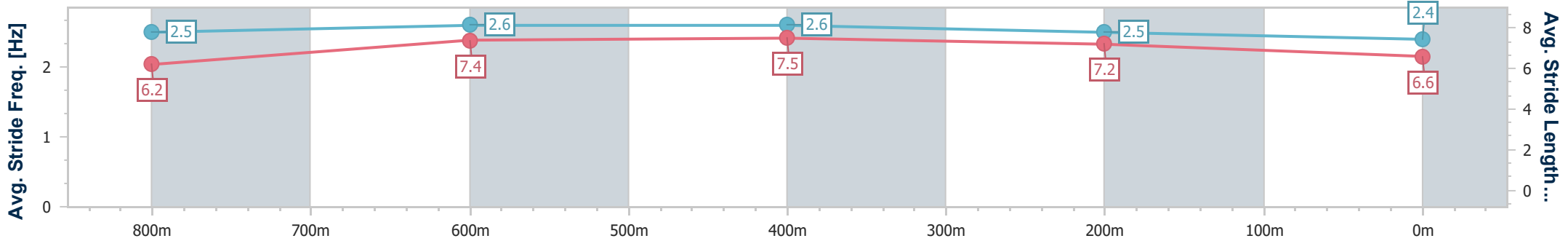
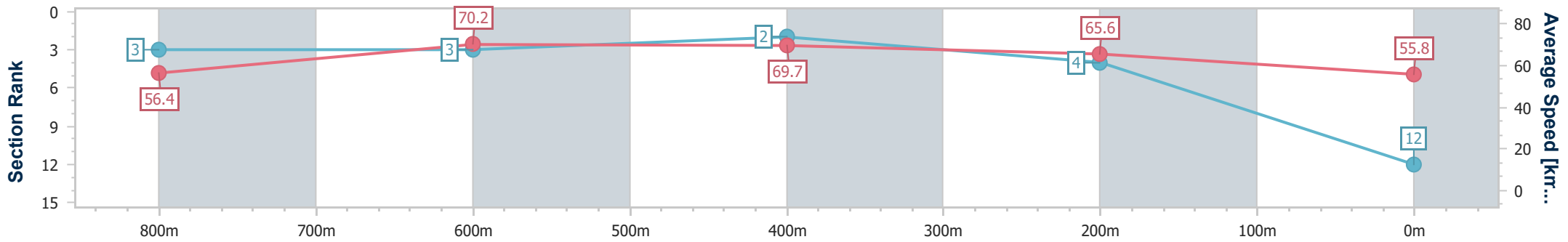
23 March 2024 - 15:08

Track Rating: Good 4, Weather: Fine, Rail Position: +2.5m Entire



BRISBANE RACING CLUB

Section	Overall	800m	600m	400m	200m
Section Times	0:57.54 [12] (0:12.79)	0:44.75 [3] (0:10.34)	0:34.41 [3] (0:10.52)	0:23.89 [2] (0:11.01)	0:12.88 [4] (0:12.88)
Average Speed [km/h]	56.4	70.2	69.7	65.6	55.8
Top Speed [km/h]	71.5	72.1	70.9	68.2	62.3
Avg. Dist. to Rail [m]	3.1	1.8	3.7	4.5	2.4
Avg. Stride Freq. [Hz]	2.5	2.6	2.6	2.5	2.4
Avg. Stride Length [m]	6.2	7.4	7.5	7.2	6.6



- [ ] Ranking at each section and finish
- .-.- No data available at this section
- NA No data available



**Eagle Farm QLD Professional**  
**Race 7: ETHOS ORTHODONTICS Fillies & Mares BENCHMARK 78**  
**Handicap - 1200m**  
**23 March 2024 - 15:49**



BRISBANE  
RACING CLUB

Track Rating: Good 4, Weather: Fine, Rail Position: +2.5m Entire

Section		Field Times											Last 600m	
		Overall	1000m	800m	600m	400m	200m						0:34.15	
		1:10.42 (0:13.31)	0:57.11 (0:11.33)	0:45.78 (0:11.63)	0:34.15 (0:11.42)	0:22.73 (0:10.89)	0:11.84 (0:11.84)							
Rank	TAB Horse/Jockey	Barrier	Top Speed [km/h]	Fastest Section									Margin	Distance Travelled [m]
1	1 BUBBA'S BAY Bailey Wheeler	1	67.5 400m	0:10.99 400m	1:10.42 [1] (0:13.58)	0:56.84 [2] (0:11.25)	0:45.59 [2] (0:11.44)	0:34.15 [1] (0:11.42)	0:22.73 [1] (0:10.99)	0:11.74 [2] (0:11.74)	1:10.42	0:34.15		
2	6 PRINCESS TENKO Justin Stanley	6	68.7 Overall	0:10.88 400m	1:10.44 [2] (0:13.31)	0:57.13 [1] (0:11.33)	0:45.80 [1] (0:11.70)	0:34.10 [2] (0:11.36)	0:22.74 [2] (0:10.88)	0:11.86 [1] (0:11.86)	0.15L	0:34.10	-2	
3	3 CRAZY TRAIN Martin Harley	3	67.1 600m	0:10.96 400m	1:10.55 [3] (0:13.59)	0:56.96 [3] (0:11.28)	0:45.68 [3] (0:11.67)	0:34.01 [4] (0:11.18)	0:22.83 [3] (0:10.96)	0:11.87 [3] (0:11.87)	0.81L	0:34.01	+6	
4	7 TOJAKI Robbie Dolan	7	68.5 400m	0:10.81 400m	1:10.62 [4] (0:14.21)	0:56.41 [9] (0:11.16)	0:45.25 [8] (0:11.60)	0:33.65 [9] (0:11.23)	0:22.42 [9] (0:10.81)	0:11.61 [7] (0:11.61)	1.19L	0:33.65	+6	
5	4 OUTLAWED Jake Molloy	4	67.2 400m	0:10.88 400m	1:10.69 [5] (0:14.06)	0:56.63 [8] (0:11.14)	0:45.49 [6] (0:11.69)	0:33.80 [8] (0:11.24)	0:22.56 [7] (0:10.88)	0:11.68 [6] (0:11.68)	1.62L	0:33.80	+0	
6	17 MISHANI ROYALE Jim Byrne	17	67.5 400m	0:10.78 400m	1:10.73 [6] (0:14.02)	0:56.71 [6] (0:11.39)	0:45.32 [9] (0:11.32)	0:34.00 [6] (0:11.33)	0:22.67 [6] (0:10.78)	0:11.89 [4] (0:11.89)	1.85L	0:34.00	+5	
7	15 BRAVE MASO Nikita Beriman	15	66.1 1000m	0:11.13 1000m	1:10.74 [7] (0:13.78)	0:56.96 [4] (0:11.13)	0:45.83 [4] (0:11.62)	0:34.21 [3] (0:11.26)	0:22.95 [4] (0:11.16)	0:11.79 [5] (0:11.79)	1.92L	0:34.21	+0	
8	14 BARISTASISTA Angela Jones	14	66.8 400m	0:11.13 400m	1:11.07 [8] (0:13.83)	0:57.24 [5] (0:11.25)	0:45.99 [5] (0:11.64)	0:34.35 [5] (0:11.29)	0:23.06 [5] (0:11.13)	0:11.93 [8] (0:11.93)	3.81L	0:34.35	+5	
9	2 MAHBABY Tahlia Fenlon	2	66.8 400m	0:11.04 400m	1:11.29 [9] (0:14.05)	0:57.24 [7] (0:11.28)	0:45.96 [7] (0:11.49)	0:34.47 [7] (0:11.34)	0:23.13 [8] (0:11.04)	0:12.09 [9] (0:12.09)	5.15L	0:34.47	+4	

Scratched: Fumiko (#13), The Lioness (#10), April In Augusta (#9), Argyle Pink (#12), Poetic Drama (#5), Strapparsi (#11), Caderas (#16), Alamira (#8)

[ ] Ranking at each section and finish  
 -:-:- No data available at this section  
 NA No data available

SCN Saddle cloth number  
 DNF Did not finish  
 DNT Did not track



Horse/Jockey Name	Bubba's Bay
Final Rank	1
Fastest Section Time (Section)	0:10.99 (400m)
Top Speed [km/h] (Section)	67.5 (400m)
Race State	Finished

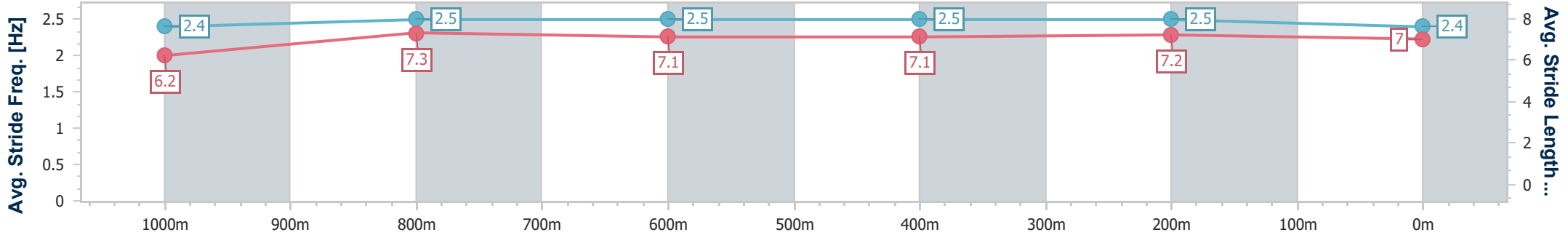
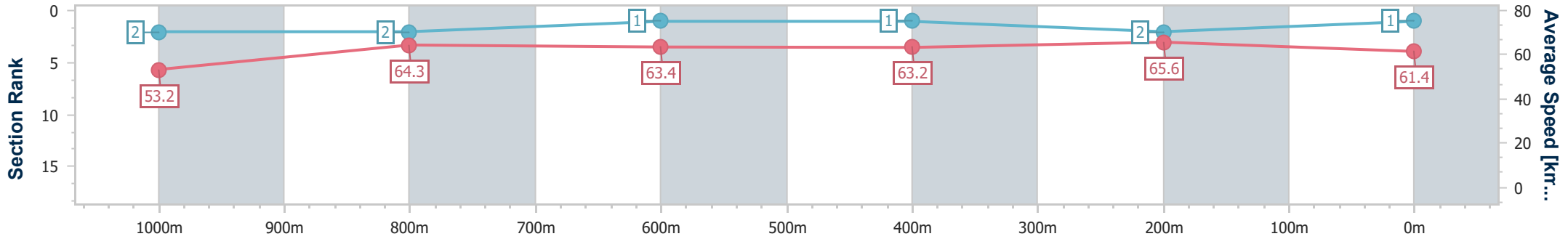


Eagle Farm QLD Professional  
 Race 7: ETHOS ORTHODONTICS Fillies & Mares BENCHMARK  
 78 Handicap - 1200m  
 23 March 2024 - 15:49  
 Track Rating: Good 4, Weather: Fine, Rail Position: +2.5m Entire



BRISBANE  
 RACING CLUB

Section	Overall	1000m	800m	600m	400m	200m
Section Times	1:10.42 [1] (0:13.58)	0:56.84 [2] (0:11.25)	0:45.59 [2] (0:11.44)	0:34.15 [1] (0:11.42)	0:22.73 [1] (0:10.99)	0:11.74 [2] (0:11.74)
Average Speed [km/h]	53.2	64.3	63.4	63.2	65.6	61.4
Top Speed [km/h]	66.5	65.8	63.9	65.3	67.5	63.8
Avg. Dist. to Rail [m]	2.5	1.0	1.4	0.9	4.4	3.4
Avg. Stride Freq. [Hz]	2.4	2.5	2.5	2.5	2.5	2.4
Avg. Stride Length [m]	6.2	7.3	7.1	7.1	7.2	7.0



- [ ] Ranking at each section and finish
- .-.- No data available at this section
- NA No data available



Horse/Jockey Name	Princess Tenko
Final Rank	2
Fastest Section Time (Section)	0:10.88 (400m)
Top Speed [km/h] (Section)	68.7 (Overall)
Race State	Finished

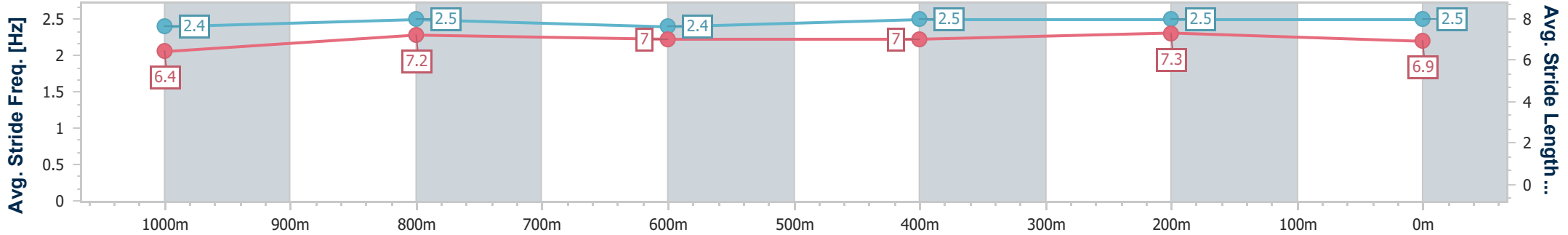
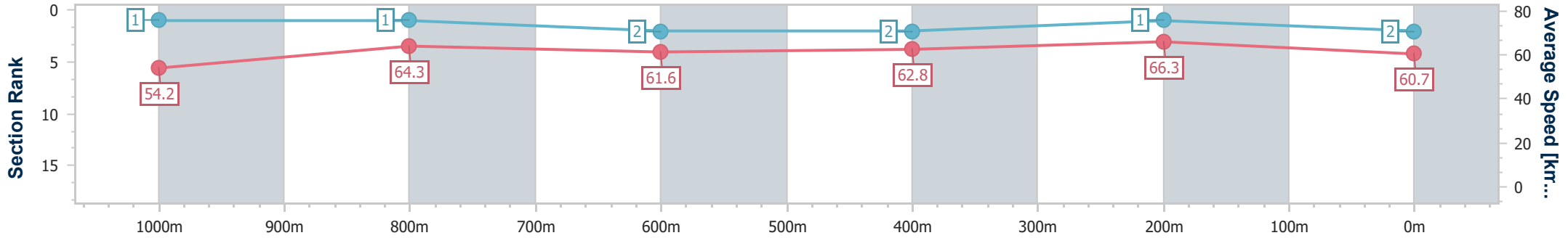


Eagle Farm QLD Professional  
 Race 7: ETHOS ORTHODONTICS Fillies & Mares BENCHMARK  
 78 Handicap - 1200m  
 23 March 2024 - 15:49  
 Track Rating: Good 4, Weather: Fine, Rail Position: +2.5m Entire



BRISBANE  
 RACING CLUB

Section	Overall	1000m	800m	600m	400m	200m
Section Times	1:10.44 [2] (0:13.31)	0:57.13 [1] (0:11.33)	0:45.80 [1] (0:11.70)	0:34.10 [2] (0:11.36)	0:22.74 [2] (0:10.88)	0:11.86 [1] (0:11.86)
Average Speed [km/h]	54.2	64.3	61.6	62.8	66.3	60.7
Top Speed [km/h]	68.7	68.3	63.2	64.3	67.5	64.5
Avg. Dist. to Rail [m]	6.3	2.2	1.0	1.3	1.6	2.2
Avg. Stride Freq. [Hz]	2.4	2.5	2.4	2.5	2.5	2.5
Avg. Stride Length [m]	6.4	7.2	7.0	7.0	7.3	6.9



- [ ] Ranking at each section and finish
- .-.- No data available at this section
- NA No data available





Horse/Jockey Name	Crazy Train
Final Rank	3
Fastest Section Time (Section)	0:10.96 (400m)
Top Speed [km/h] (Section)	67.1 (600m)
Race State	Finished

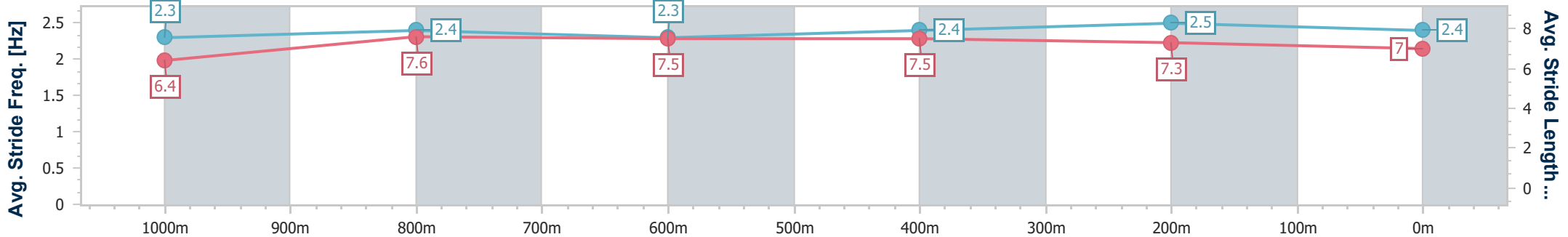
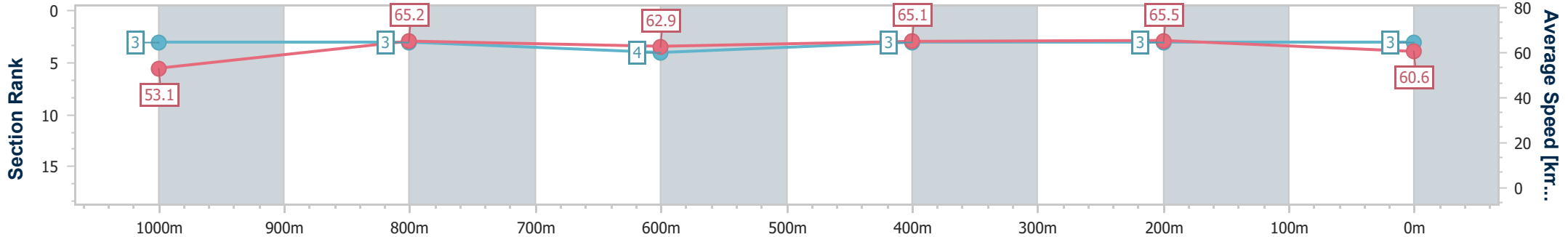


Eagle Farm QLD Professional  
 Race 7: ETHOS ORTHODONTICS Fillies & Mares BENCHMARK  
 78 Handicap - 1200m  
 23 March 2024 - 15:49  
 Track Rating: Good 4, Weather: Fine, Rail Position: +2.5m Entire



BRISBANE  
 RACING CLUB

Section	Overall	1000m	800m	600m	400m	200m
Section Times	1:10.55 [3] (0:13.59)	0:56.96 [3] (0:11.28)	0:45.68 [3] (0:11.67)	0:34.01 [4] (0:11.18)	0:22.83 [3] (0:10.96)	0:11.87 [3] (0:11.87)
Average Speed [km/h]	53.1	65.2	62.9	65.1	65.5	60.6
Top Speed [km/h]	64.8	65.6	64.9	67.1	67.0	63.9
Avg. Dist. to Rail [m]	5.6	3.8	4.5	1.4	3.0	3.9
Avg. Stride Freq. [Hz]	2.3	2.4	2.3	2.4	2.5	2.4
Avg. Stride Length [m]	6.4	7.6	7.5	7.5	7.3	7.0



- [ ] Ranking at each section and finish
- .-.- No data available at this section
- NA No data available



Horse/Jockey Name	Tojaki
Final Rank	4
Fastest Section Time (Section)	0:10.81 (400m)
Top Speed [km/h] (Section)	68.5 (400m)
Race State	Finished

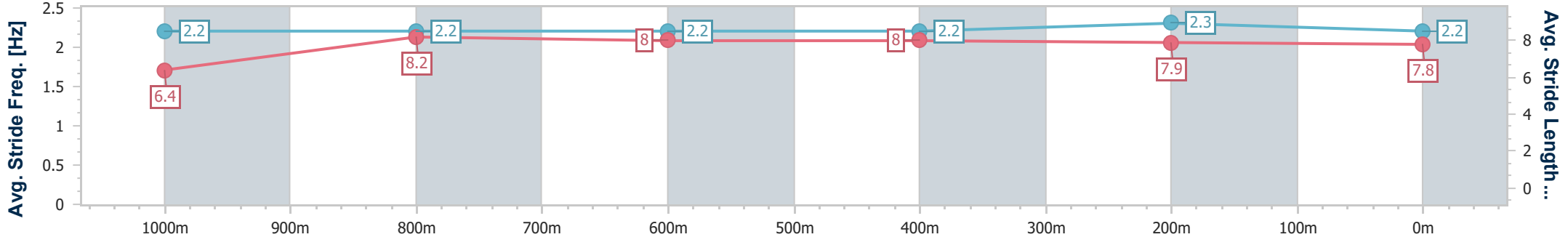
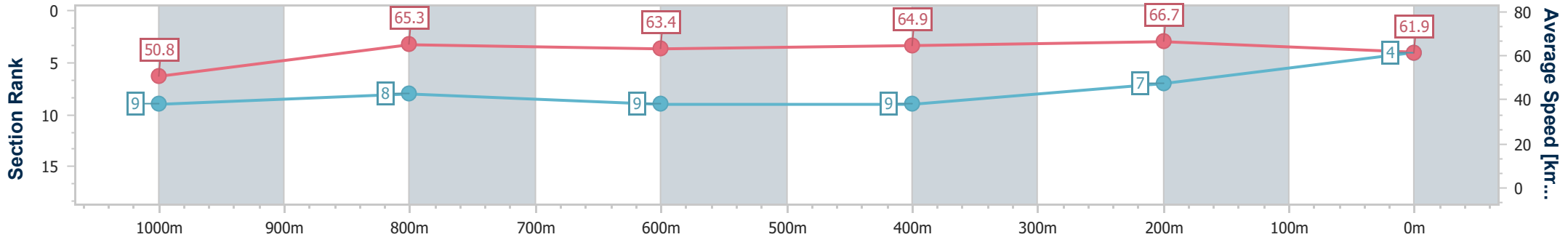


Eagle Farm QLD Professional  
 Race 7: ETHOS ORTHODONTICS Fillies & Mares BENCHMARK  
 78 Handicap - 1200m  
 23 March 2024 - 15:49  
 Track Rating: Good 4, Weather: Fine, Rail Position: +2.5m Entire



BRISBANE  
 RACING CLUB

Section	Overall	1000m	800m	600m	400m	200m
Section Times	1:10.62 [4] (0:14.21)	0:56.41 [9] (0:11.16)	0:45.25 [8] (0:11.60)	0:33.65 [9] (0:11.23)	0:22.42 [9] (0:10.81)	0:11.61 [7] (0:11.61)
Average Speed [km/h]	50.8	65.3	63.4	64.9	66.7	61.9
Top Speed [km/h]	63.4	66.9	65.5	66.6	68.5	64.2
Avg. Dist. to Rail [m]	3.8	2.6	4.5	2.3	3.6	6.6
Avg. Stride Freq. [Hz]	2.2	2.2	2.2	2.2	2.3	2.2
Avg. Stride Length [m]	6.4	8.2	8.0	8.0	7.9	7.8



- [ ] Ranking at each section and finish
- .-.- No data available at this section
- NA No data available



Horse/Jockey Name	Outlawed
Final Rank	5
Fastest Section Time (Section)	0:10.88 (400m)
Top Speed [km/h] (Section)	67.2 (400m)
Race State	Finished

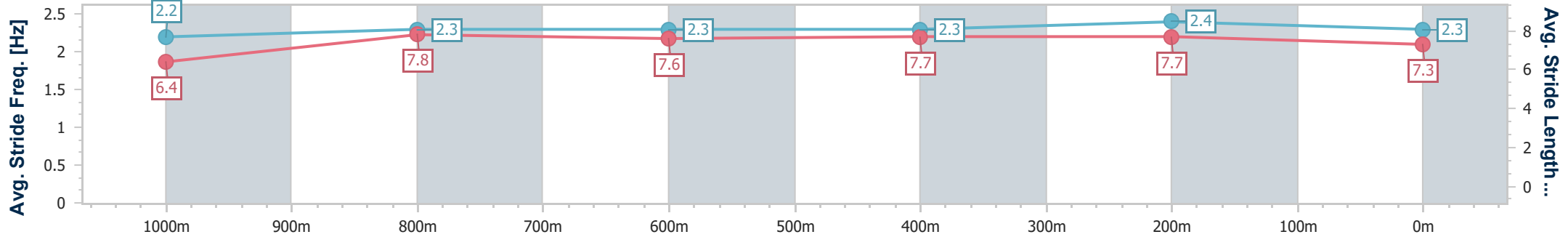
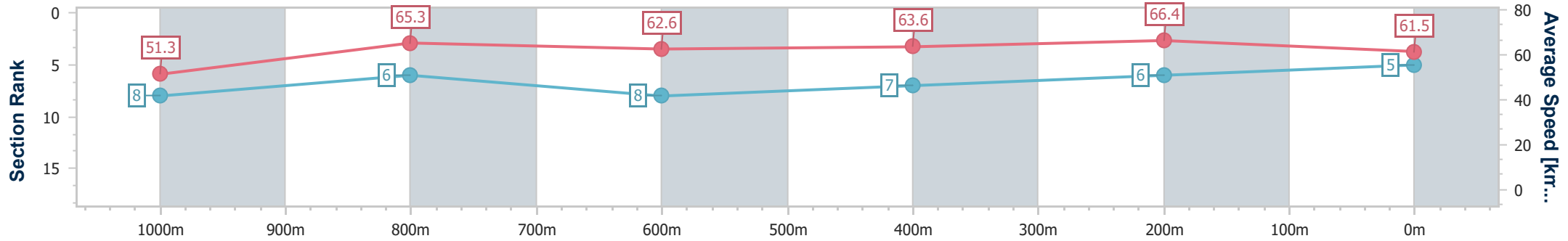


Eagle Farm QLD Professional  
 Race 7: ETHOS ORTHODONTICS Fillies & Mares BENCHMARK  
 78 Handicap - 1200m  
 23 March 2024 - 15:49  
 Track Rating: Good 4, Weather: Fine, Rail Position: +2.5m Entire



BRISBANE  
 RACING CLUB

Section	Overall	1000m	800m	600m	400m	200m
Section Times	1:10.69 [5] (0:14.06)	0:56.63 [8] (0:11.14)	0:45.49 [6] (0:11.69)	0:33.80 [8] (0:11.24)	0:22.56 [7] (0:10.88)	0:11.68 [6] (0:11.68)
Average Speed [km/h]	51.3	65.3	62.6	63.6	66.4	61.5
Top Speed [km/h]	66.0	65.8	64.8	64.8	67.2	64.8
Avg. Dist. to Rail [m]	2.3	1.8	3.1	1.2	0.4	0.4
Avg. Stride Freq. [Hz]	2.2	2.3	2.3	2.3	2.4	2.3
Avg. Stride Length [m]	6.4	7.8	7.6	7.7	7.7	7.3



- [ ] Ranking at each section and finish
- .-.- No data available at this section
- NA No data available



Horse/Jockey Name	Mishani Royale
Final Rank	6
Fastest Section Time (Section)	0:10.78 (400m)
Top Speed [km/h] (Section)	67.5 (400m)
Race State	Finished

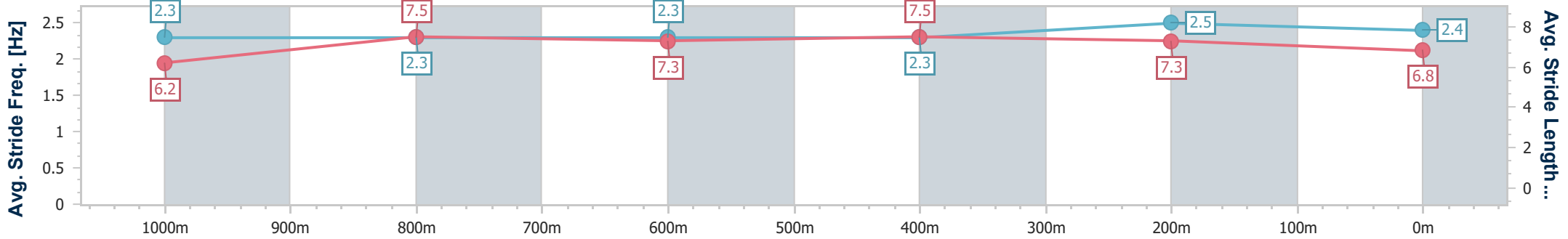
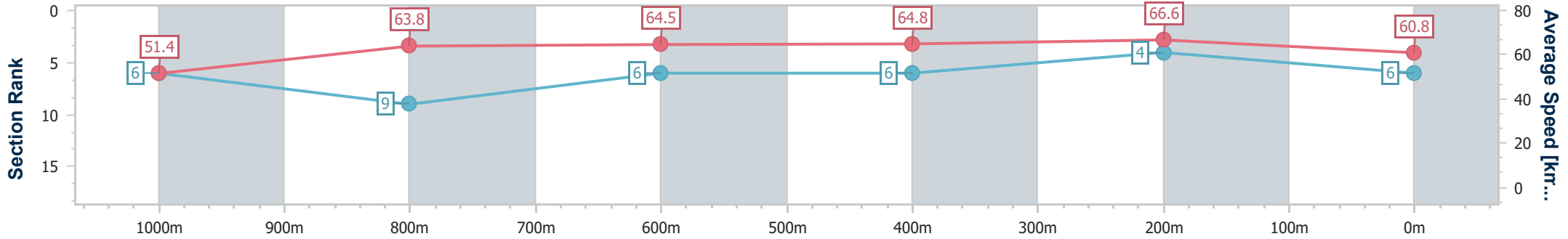


Eagle Farm QLD Professional  
 Race 7: ETHOS ORTHODONTICS Fillies & Mares BENCHMARK  
 78 Handicap - 1200m  
 23 March 2024 - 15:49  
 Track Rating: Good 4, Weather: Fine, Rail Position: +2.5m Entire



BRISBANE  
 RACING CLUB

Section	Overall	1000m	800m	600m	400m	200m
Section Times	1:10.73 [6] (0:14.02)	0:56.71 [6] (0:11.39)	0:45.32 [9] (0:11.32)	0:34.00 [6] (0:11.33)	0:22.67 [6] (0:10.78)	0:11.89 [4] (0:11.89)
Average Speed [km/h]	51.4	63.8	64.5	64.8	66.6	60.8
Top Speed [km/h]	63.9	66.1	65.7	66.6	67.5	64.7
Avg. Dist. to Rail [m]	5.6	1.9	2.9	4.2	7.3	5.7
Avg. Stride Freq. [Hz]	2.3	2.3	2.3	2.3	2.5	2.4
Avg. Stride Length [m]	6.2	7.5	7.3	7.5	7.3	6.8



- [ ] Ranking at each section and finish
- .-.- No data available at this section
- NA No data available



Horse/Jockey Name	Brave Maso
Final Rank	7
Fastest Section Time (Section)	0:11.13 (1000m)
Top Speed [km/h] (Section)	66.1 (1000m)
Race State	Finished

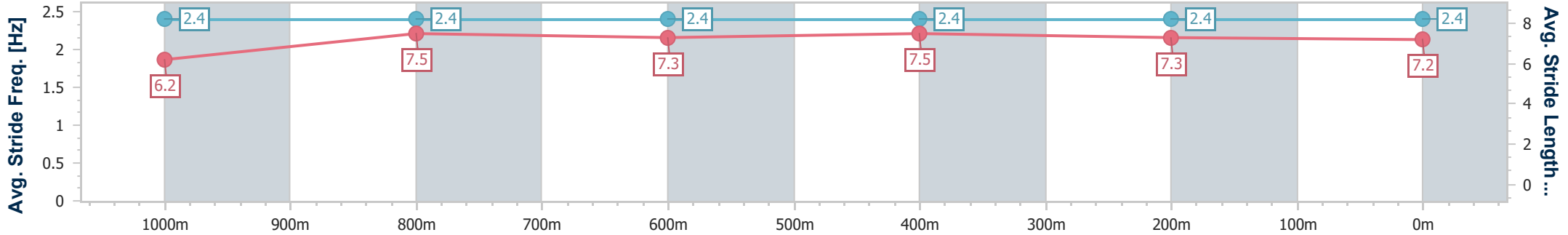
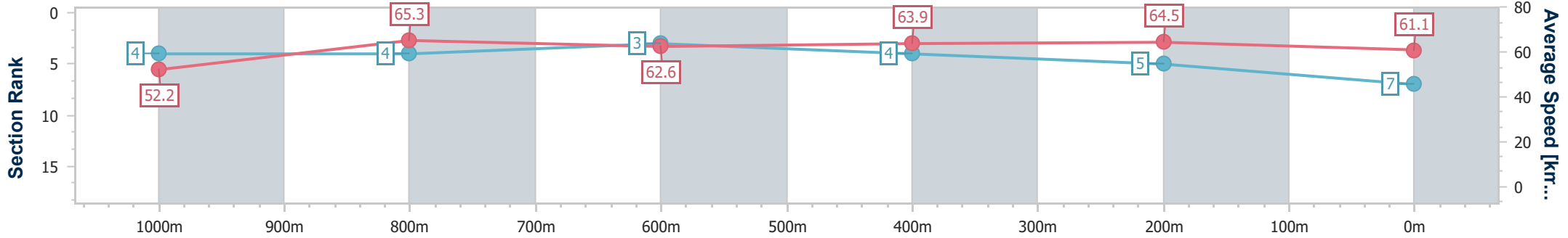


Eagle Farm QLD Professional  
 Race 7: ETHOS ORTHODONTICS Fillies & Mares BENCHMARK  
 78 Handicap - 1200m  
 23 March 2024 - 15:49  
 Track Rating: Good 4, Weather: Fine, Rail Position: +2.5m Entire



BRISBANE  
 RACING CLUB

Section	Overall	1000m	800m	600m	400m	200m
Section Times	1:10.74 [7] (0:13.78)	0:56.96 [4] (0:11.13)	0:45.83 [4] (0:11.62)	0:34.21 [3] (0:11.26)	0:22.95 [4] (0:11.16)	0:11.79 [5] (0:11.79)
Average Speed [km/h]	52.2	65.3	62.6	63.9	64.5	61.1
Top Speed [km/h]	65.4	66.1	64.6	65.3	65.9	63.9
Avg. Dist. to Rail [m]	1.8	1.7	1.7	0.3	2.0	4.6
Avg. Stride Freq. [Hz]	2.4	2.4	2.4	2.4	2.4	2.4
Avg. Stride Length [m]	6.2	7.5	7.3	7.5	7.3	7.2



- [ ] Ranking at each section and finish
- .-.- No data available at this section
- NA No data available



Horse/Jockey Name	Baristasista
Final Rank	8
Fastest Section Time (Section)	0:11.13 (400m)
Top Speed [km/h] (Section)	66.8 (400m)
Race State	Finished

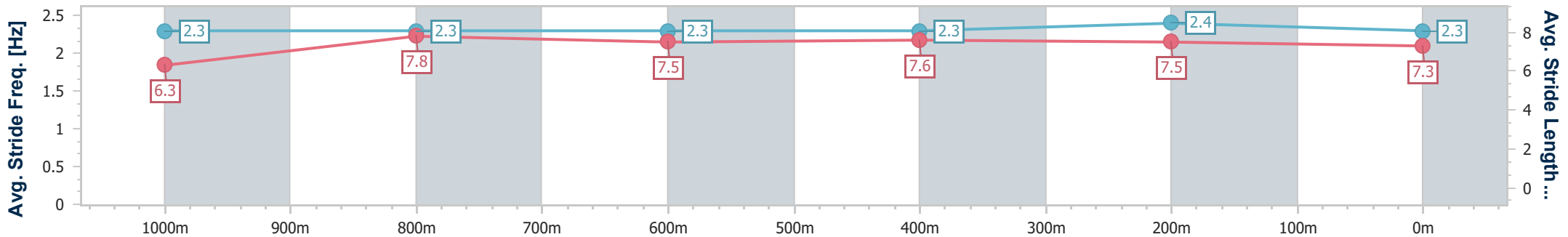
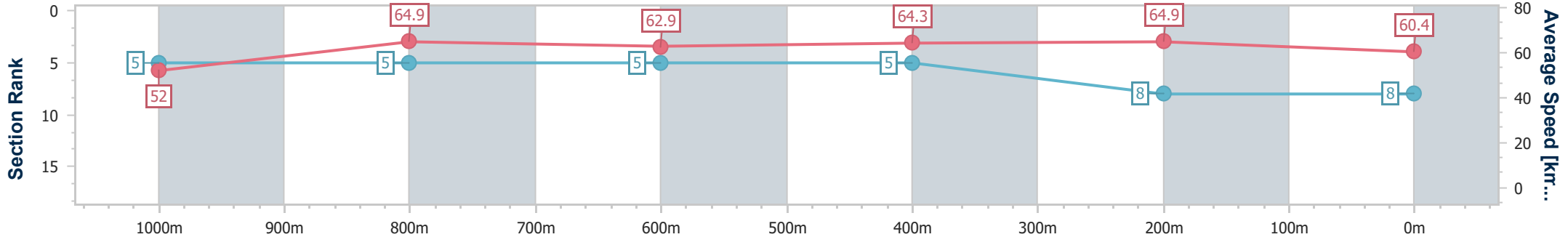


Eagle Farm QLD Professional  
 Race 7: ETHOS ORTHODONTICS Fillies & Mares BENCHMARK  
 78 Handicap - 1200m  
 23 March 2024 - 15:49  
 Track Rating: Good 4, Weather: Fine, Rail Position: +2.5m Entire



BRISBANE  
 RACING CLUB

Section	Overall	1000m	800m	600m	400m	200m
Section Times	1:11.07 [8] (0:13.83)	0:57.24 [5] (0:11.25)	0:45.99 [5] (0:11.64)	0:34.35 [5] (0:11.29)	0:23.06 [5] (0:11.13)	0:11.93 [8] (0:11.93)
Average Speed [km/h]	52.0	64.9	62.9	64.3	64.9	60.4
Top Speed [km/h]	64.4	65.6	64.9	66.8	66.8	63.5
Avg. Dist. to Rail [m]	4.0	2.3	3.9	1.9	6.4	8.0
Avg. Stride Freq. [Hz]	2.3	2.3	2.3	2.3	2.4	2.3
Avg. Stride Length [m]	6.3	7.8	7.5	7.6	7.5	7.3



- [ ] Ranking at each section and finish
- .-.- No data available at this section
- NA No data available



Horse/Jockey Name	Mahbaby
Final Rank	9
Fastest Section Time (Section)	0:11.04 (400m)
Top Speed [km/h] (Section)	66.8 (400m)
Race State	Finished

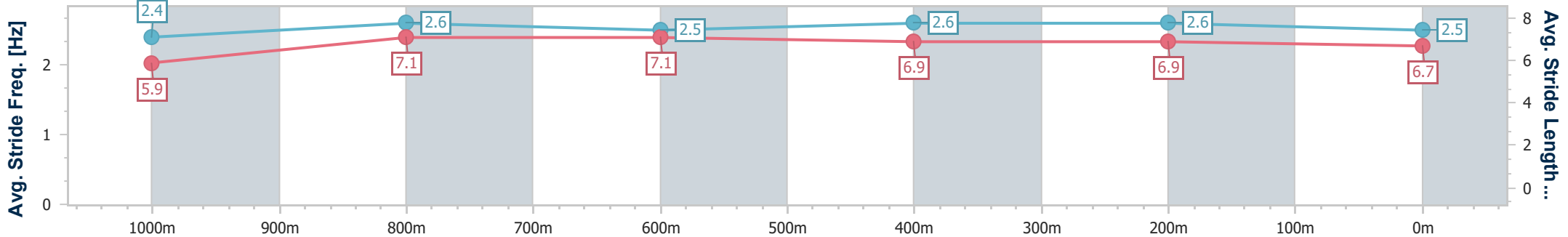
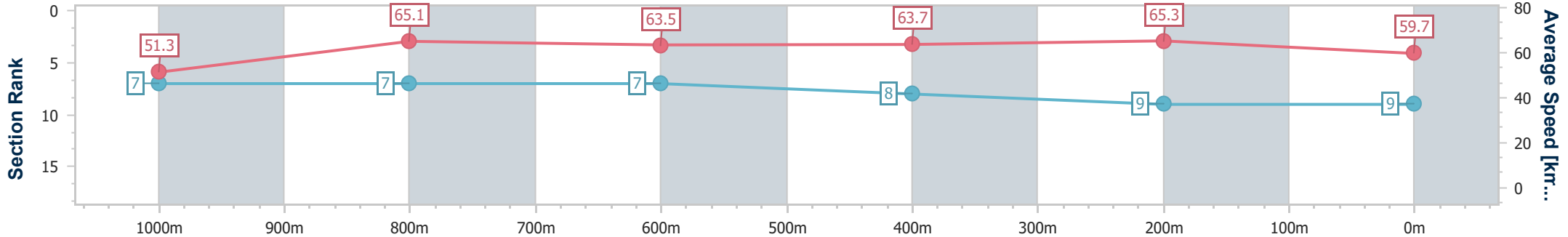


Eagle Farm QLD Professional  
 Race 7: ETHOS ORTHODONTICS Fillies & Mares BENCHMARK  
 78 Handicap - 1200m  
 23 March 2024 - 15:49  
 Track Rating: Good 4, Weather: Fine, Rail Position: +2.5m Entire



BRISBANE  
 RACING CLUB

Section	Overall	1000m	800m	600m	400m	200m
Section Times	1:11.29 [9] (0:14.05)	0:57.24 [7] (0:11.28)	0:45.96 [7] (0:11.49)	0:34.47 [7] (0:11.34)	0:23.13 [8] (0:11.04)	0:12.09 [9] (0:12.09)
Average Speed [km/h]	51.3	65.1	63.5	63.7	65.3	59.7
Top Speed [km/h]	65.0	65.8	65.7	65.4	66.8	64.0
Avg. Dist. to Rail [m]	3.1	3.5	2.6	1.4	5.7	5.9
Avg. Stride Freq. [Hz]	2.4	2.6	2.5	2.6	2.6	2.5
Avg. Stride Length [m]	5.9	7.1	7.1	6.9	6.9	6.7



- [ ] Ranking at each section and finish
- .-.- No data available at this section
- NA No data available



**Eagle Farm QLD Professional**  
**Race 8: GO TRANSIT MEDIA GROUP Colts, Geldings & Entires**  
**BENCHMARK 78 Handicap - 1200m**  
**23 March 2024 - 16:29**



BRISBANE  
RACING CLUB

Track Rating: Good 4, Weather: Fine, Rail Position: +2.5m Entire

Section												Last 600m		
Field Times												0:34.71		
	Overall	1000m	800m	600m	400m	200m								
	1:09.83 (0:13.21)	0:56.62 (0:10.82)	0:45.80 (0:11.09)	0:34.71 (0:11.30)	0:23.41 (0:11.24)	0:12.17 (0:12.17)								
Rank	TAB	Horse/Jockey	Barrier	Top Speed [km/h]	Fastest Section								Margin	Distance Travelled [m]
1	3	<b>OVIDIUS</b> Melea Castle	3	67.6 1000m	0:10.94 1000m	1:09.83 [1] (0:13.43)	0:56.40 [3] (0:10.94)	0:45.46 [5] (0:11.16)	0:34.30 [5] (0:11.30)	0:23.00 [6] (0:11.06)	0:11.94 [3] (0:11.94)	1:09.83	0:34.30	
2	4	<b>SIR WARWICK</b> Martin Harley	4	68.2 1000m	0:10.89 1000m	1:09.85 [2] (0:13.44)	0:56.41 [4] (0:10.89)	0:45.52 [4] (0:11.04)	0:34.48 [3] (0:11.18)	0:23.30 [2] (0:11.11)	0:12.19 [1] (0:12.19)	0.09L	0:34.48	-7
3	2	<b>MILLANE</b> James Orman	2	67.5 1000m	0:10.97 1000m	1:10.01 [3] (0:13.71)	0:56.30 [8] (0:10.97)	0:45.33 [8] (0:11.07)	0:34.26 [8] (0:11.16)	0:23.10 [7] (0:10.99)	0:12.11 [4] (0:12.11)	1.05L	0:34.26	-7
4	17	<b>LIBERTY STEPS</b> Nikita Beriman	17	68.7 1000m	0:10.96 1000m	1:10.10 [4] (0:13.75)	0:56.35 [9] (0:10.96)	0:45.39 [9] (0:11.09)	0:34.30 [9] (0:11.35)	0:22.95 [9] (0:11.01)	0:11.94 [7] (0:11.94)	1.57L	0:34.30	+3
5	11	<b>STARZAM</b> Cejay Graham	11	67.6 400m	0:10.96 400m	1:10.16 [5] (0:14.04)	0:56.12 [10] (0:11.03)	0:45.09 [11] (0:11.20)	0:33.89 [11] (0:11.00)	0:22.89 [10] (0:10.96)	0:11.93 [10] (0:11.93)	1.91L	0:33.89	-2
6	8	<b>OUR MAGNUS</b> Michael Rodd	8	68.5 1000m	0:10.89 1000m	1:10.19 [6] (0:13.61)	0:56.58 [7] (0:10.89)	0:45.69 [7] (0:11.23)	0:34.46 [7] (0:11.33)	0:23.13 [8] (0:11.13)	0:12.00 [8] (0:12.00)	2.11L	0:34.46	+2
7	12	<b>FASTCONI</b> Damien Thornton	12	68.7 1000m	0:10.84 1000m	1:10.26 [7] (0:14.20)	0:56.06 [11] (0:10.84)	0:45.22 [10] (0:11.06)	0:34.16 [10] (0:11.20)	0:22.96 [11] (0:10.92)	0:12.04 [9] (0:12.04)	2.49L	0:34.16	-5
8	14	<b>ZINGALONG</b> Jim Byrne	14	68.2 Overall	0:11.04 1000m	1:10.30 [8] (0:13.28)	0:57.02 [2] (0:11.04)	0:45.98 [3] (0:11.20)	0:34.78 [4] (0:11.19)	0:23.59 [4] (0:11.27)	0:12.32 [5] (0:12.32)	2.72L	0:34.78	+0
9	15	<b>THIS IS ONE</b> Les Tilley	15	67.7 1000m	0:10.82 1000m	1:10.65 [9] (0:13.21)	0:57.44 [1] (0:10.82)	0:46.62 [1] (0:11.09)	0:35.53 [1] (0:11.30)	0:24.23 [1] (0:11.43)	0:12.80 [2] (0:12.80)	4.82L	0:35.53	-5
10	1	<b>LA AMIGO</b> Jake Molloy	1	69.5 1000m	0:10.95 1000m	1:11.19 [10] (0:13.51)	0:57.68 [6] (0:10.95)	0:46.73 [6] (0:11.11)	0:35.62 [6] (0:11.24)	0:24.38 [5] (0:11.57)	0:12.81 [11] (0:12.81)	8.01L	0:35.62	+3

Scratched: Perseids (#9), Bring Me Kash (#5), Charge On (#6), Brocky (#16), Kooled (#7), Rockribbed (#10)

[ ] Ranking at each section and finish  
 -:-:- No data available at this section  
 NA No data available

SCN Saddle cloth number  
 DNF Did not finish  
 DNT Did not track





**Eagle Farm QLD Professional**  
**Race 8: GO TRANSIT MEDIA GROUP Colts, Geldings & Entires**  
**BENCHMARK 78 Handicap - 1200m**  
**23 March 2024 - 16:29**



Track Rating: Good 4, Weather: Fine, Rail Position: +2.5m Entire

Section	Overall	1000m	800m	600m	400m	200m	Last 600m
Field Times	1:09.83 (0:13.21)	0:56.62 (0:10.82)	0:45.80 (0:11.09)	0:34.71 (0:11.30)	0:23.41 (0:11.24)	0:12.17 (0:12.17)	0:34.71

Rank	TAB	Horse/Jockey	Barrier	Top Speed [km/h]	Fastest Section	Margin	Distance Travelled [m]							
11	13	JAMAICAN RUMBA	13	69.7	0:10.81	1:11.21 [11]	0:57.77 [4]	0:46.96 [2]	0:35.87 [2]	0:24.57 [3]	0:13.10 [6]	8.12L	0:35.87	+3
		Robbie Dolan		1000m	1000m	(0:13.44)	(0:10.81)	(0:11.09)	(0:11.30)	(0:11.47)	(0:13.10)			

Scratched: Perseids (#9), Bring Me Kash (#5), Charge On (#6), Brocky (#16), Kooled (#7), Rockribbed (#10)

[ ] Ranking at each section and finish  
 -:-:- No data available at this section  
 NA No data available

SCN Saddle cloth number  
 DNF Did not finish  
 DNT Did not track



Horse/Jockey Name	Ovidius
Final Rank	1
Fastest Section Time (Section)	0:10.94 (1000m)
Top Speed [km/h] (Section)	67.6 (1000m)
Race State	Finished



Eagle Farm QLD Professional  
 Race 8: GO TRANSIT MEDIA GROUP Colts, Geldings & Entires  
 BENCHMARK 78 Handicap - 1200m

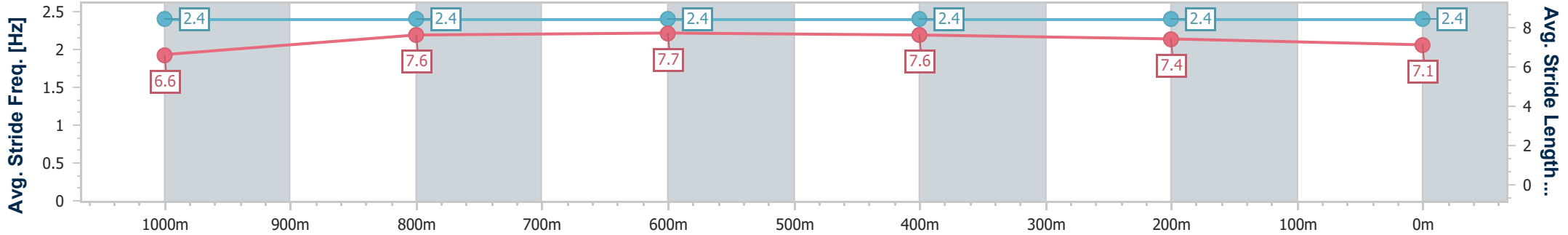
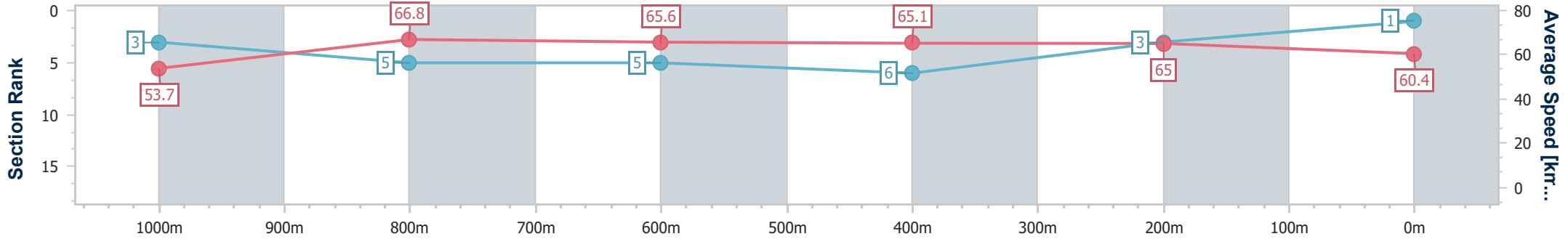


BRISBANE  
 RACING CLUB

23 March 2024 - 16:29

Track Rating: Good 4, Weather: Fine, Rail Position: +2.5m Entire

Section	Overall	1000m	800m	600m	400m	200m
Section Times	1:09.83 [1] (0:13.43)	0:56.40 [3] (0:10.94)	0:45.46 [5] (0:11.16)	0:34.30 [5] (0:11.30)	0:23.00 [6] (0:11.06)	0:11.94 [3] (0:11.94)
Average Speed [km/h]	53.7	66.8	65.6	65.1	65.0	60.4
Top Speed [km/h]	67.0	67.6	67.0	65.9	66.7	62.8
Avg. Dist. to Rail [m]	3.1	2.5	4.4	4.1	5.6	4.6
Avg. Stride Freq. [Hz]	2.4	2.4	2.4	2.4	2.4	2.4
Avg. Stride Length [m]	6.6	7.6	7.7	7.6	7.4	7.1



- [ ] Ranking at each section and finish
- .-.- No data available at this section
- NA No data available



Horse/Jockey Name	Sir Warwick
Final Rank	2
Fastest Section Time (Section)	0:10.89 (1000m)
Top Speed [km/h] (Section)	68.2 (1000m)
Race State	Finished



Eagle Farm QLD Professional  
 Race 8: GO TRANSIT MEDIA GROUP Colts, Geldings & Entires  
 BENCHMARK 78 Handicap - 1200m

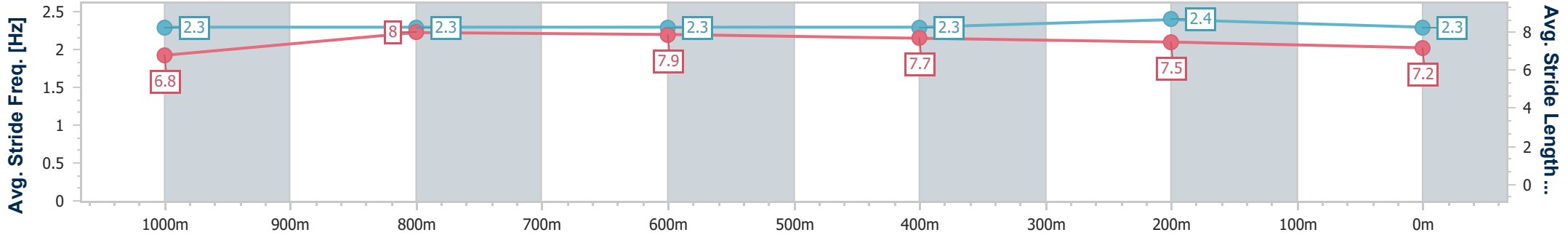
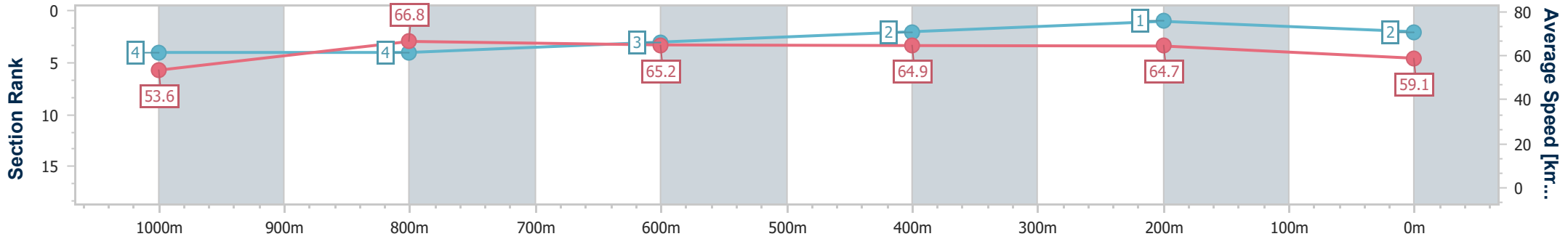


23 March 2024 - 16:29

BRISBANE  
 RACING CLUB

Track Rating: Good 4, Weather: Fine, Rail Position: +2.5m Entire

Section	Overall	1000m	800m	600m	400m	200m
Section Times	1:09.85 [2] (0:13.44)	0:56.41 [4] (0:10.89)	0:45.52 [4] (0:11.04)	0:34.48 [3] (0:11.18)	0:23.30 [2] (0:11.11)	0:12.19 [1] (0:12.19)
Average Speed [km/h]	53.6	66.8	65.2	64.9	64.7	59.1
Top Speed [km/h]	66.2	68.2	66.0	66.6	66.9	63.1
Avg. Dist. to Rail [m]	2.3	1.1	0.6	1.0	1.2	2.0
Avg. Stride Freq. [Hz]	2.3	2.3	2.3	2.3	2.4	2.3
Avg. Stride Length [m]	6.8	8.0	7.9	7.7	7.5	7.2



- [ ] Ranking at each section and finish
- .-.- No data available at this section
- NA No data available



Horse/Jockey Name	Millane
Final Rank	3
Fastest Section Time (Section)	0:10.97 (1000m)
Top Speed [km/h] (Section)	67.5 (1000m)
Race State	Finished



Eagle Farm QLD Professional  
Race 8: GO TRANSIT MEDIA GROUP Colts, Geldings & Entires  
BENCHMARK 78 Handicap - 1200m

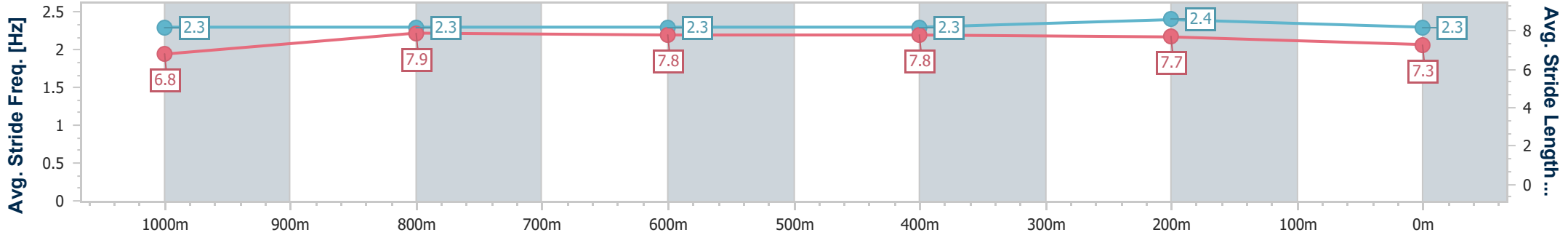
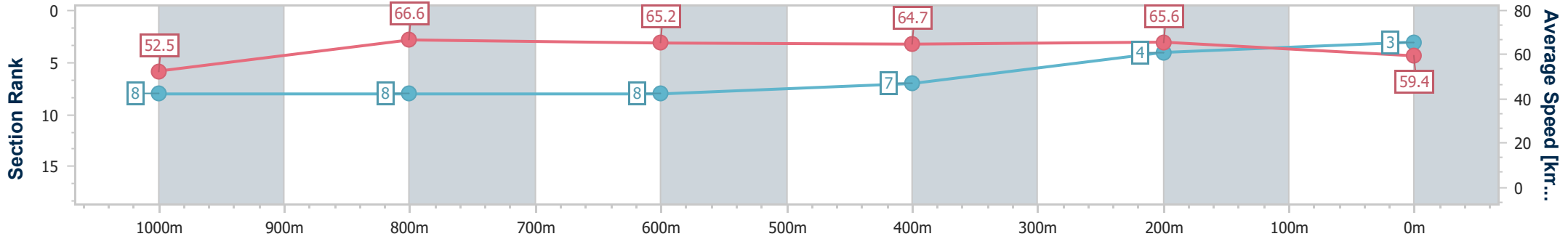


23 March 2024 - 16:29

BRISBANE  
RACING CLUB

Track Rating: Good 4, Weather: Fine, Rail Position: +2.5m Entire

Section	Overall	1000m	800m	600m	400m	200m
Section Times	1:10.01 [3] (0:13.71)	0:56.30 [8] (0:10.97)	0:45.33 [8] (0:11.07)	0:34.26 [8] (0:11.16)	0:23.10 [7] (0:10.99)	0:12.11 [4]
Average Speed [km/h]	52.5	66.6	65.2	64.7	65.6	59.4
Top Speed [km/h]	66.2	67.5	66.1	66.6	67.0	64.0
Avg. Dist. to Rail [m]	2.0	2.0	1.0	0.8	1.7	1.1
Avg. Stride Freq. [Hz]	2.3	2.3	2.3	2.3	2.4	2.3
Avg. Stride Length [m]	6.8	7.9	7.8	7.8	7.7	7.3



- [ ] Ranking at each section and finish
- .-.- No data available at this section
- NA No data available



Horse/Jockey Name	Liberty Steps
Final Rank	4
Fastest Section Time (Section)	0:10.96 (1000m)
Top Speed [km/h] (Section)	68.7 (1000m)
Race State	Finished



Eagle Farm QLD Professional  
 Race 8: GO TRANSIT MEDIA GROUP Colts, Geldings & Entires  
 BENCHMARK 78 Handicap - 1200m

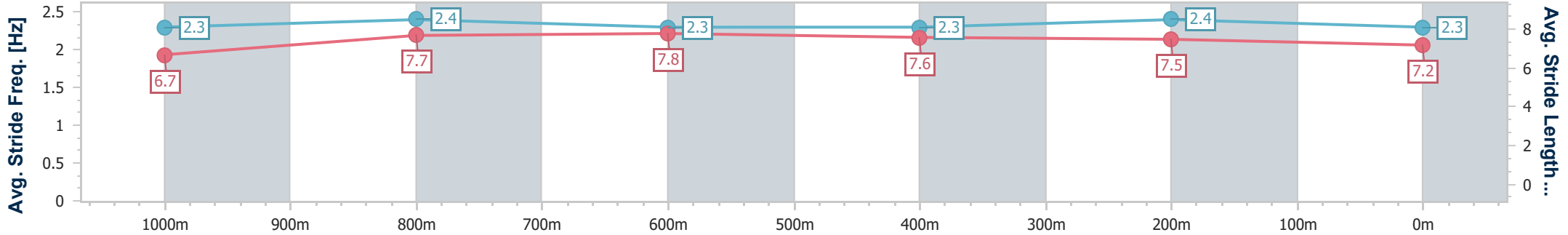
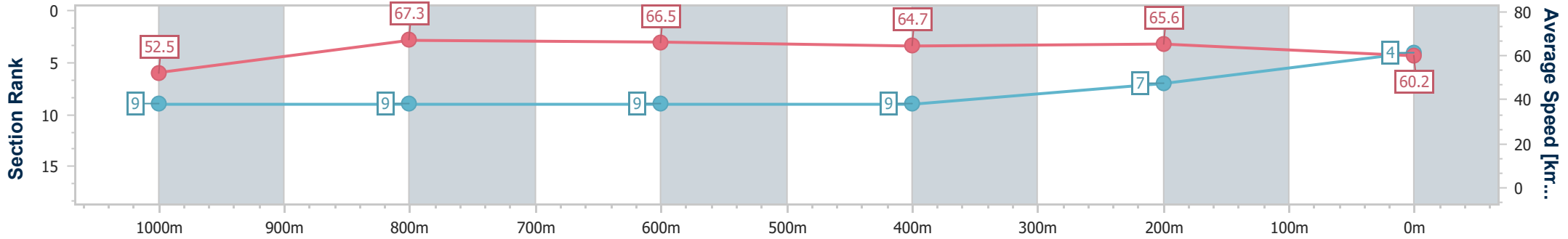


BRISBANE  
 RACING CLUB

23 March 2024 - 16:29

Track Rating: Good 4, Weather: Fine, Rail Position: +2.5m Entire

Section	Overall	1000m	800m	600m	400m	200m
Section Times	1:10.10 [4] (0:13.75)	0:56.35 [9] (0:10.96)	0:45.39 [9] (0:11.09)	0:34.30 [9] (0:11.35)	0:22.95 [9] (0:11.01)	0:11.94 [7] (0:11.94)
Average Speed [km/h]	52.5	67.3	66.5	64.7	65.6	60.2
Top Speed [km/h]	66.9	68.7	67.3	66.4	66.9	63.0
Avg. Dist. to Rail [m]	3.3	4.5	5.2	4.4	6.8	7.1
Avg. Stride Freq. [Hz]	2.3	2.4	2.3	2.3	2.4	2.3
Avg. Stride Length [m]	6.7	7.7	7.8	7.6	7.5	7.2



- [ ] Ranking at each section and finish
- .-.- No data available at this section
- NA No data available



Horse/Jockey Name	Starzam
Final Rank	5
Fastest Section Time (Section)	0:10.96 (400m)
Top Speed [km/h] (Section)	67.6 (400m)
Race State	Finished



Eagle Farm QLD Professional  
 Race 8: GO TRANSIT MEDIA GROUP Colts, Geldings & Entires  
 BENCHMARK 78 Handicap - 1200m

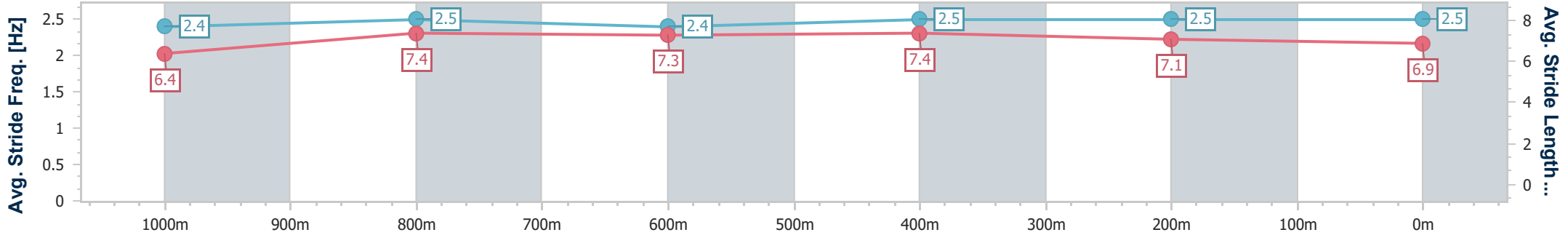
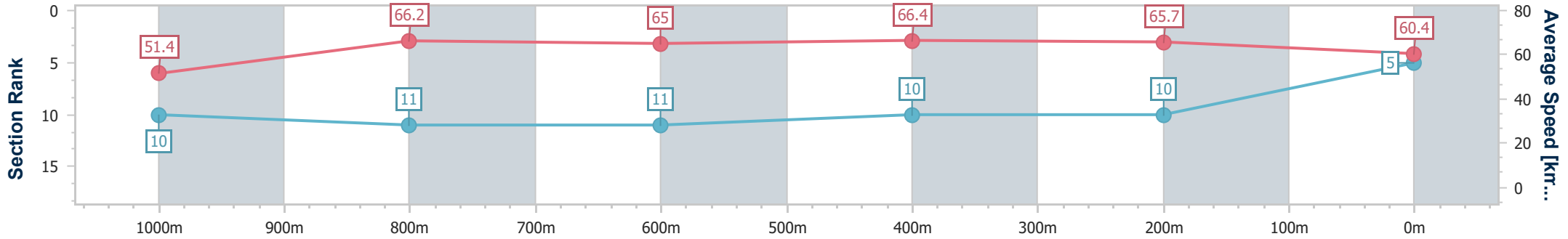


23 March 2024 - 16:29

BRISBANE  
 RACING CLUB

Track Rating: Good 4, Weather: Fine, Rail Position: +2.5m Entire

Section	Overall	1000m	800m	600m	400m	200m
Section Times	1:10.16 [5] (0:14.04)	0:56.12 [10] (0:11.03)	0:45.09 [11] (0:11.20)	0:33.89 [11] (0:11.00)	0:22.89 [10] (0:10.96)	0:11.93 [10] (0:11.93)
Average Speed [km/h]	51.4	66.2	65.0	66.4	65.7	60.4
Top Speed [km/h]	66.0	67.2	66.5	67.2	67.6	63.6
Avg. Dist. to Rail [m]	7.5	2.9	1.8	3.0	10.3	9.8
Avg. Stride Freq. [Hz]	2.4	2.5	2.4	2.5	2.5	2.5
Avg. Stride Length [m]	6.4	7.4	7.3	7.4	7.1	6.9



- [ ] Ranking at each section and finish
- .-.- No data available at this section
- NA No data available



Horse/Jockey Name	Our Magnus
Final Rank	6
Fastest Section Time (Section)	0:10.89 (1000m)
Top Speed [km/h] (Section)	68.5 (1000m)
Race State	Finished



Eagle Farm QLD Professional  
 Race 8: GO TRANSIT MEDIA GROUP Colts, Geldings & Entires  
 BENCHMARK 78 Handicap - 1200m

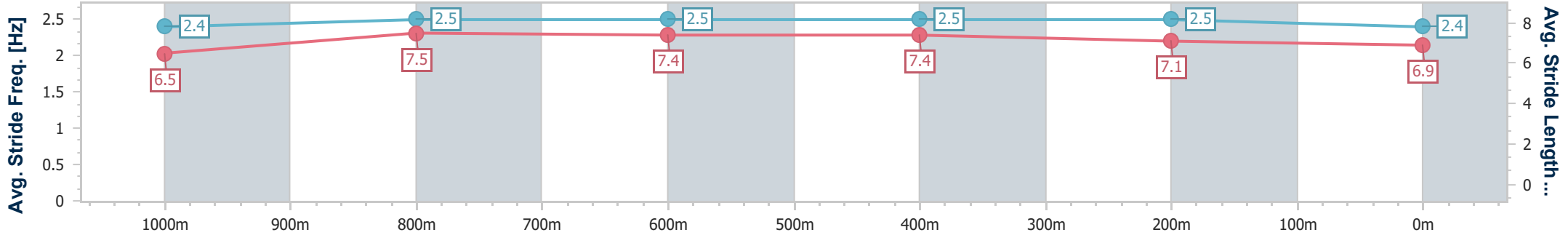
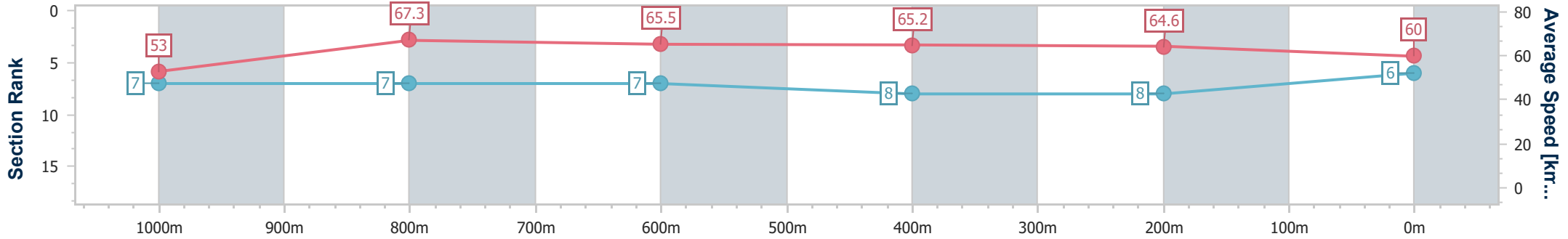


BRISBANE  
 RACING CLUB

23 March 2024 - 16:29

Track Rating: Good 4, Weather: Fine, Rail Position: +2.5m Entire

Section	Overall	1000m	800m	600m	400m	200m
Section Times	1:10.19 [6] (0:13.61)	0:56.58 [7] (0:10.89)	0:45.69 [7] (0:11.23)	0:34.46 [7] (0:11.33)	0:23.13 [8] (0:11.13)	0:12.00 [8] (0:12.00)
Average Speed [km/h]	53.0	67.3	65.5	65.2	64.6	60.0
Top Speed [km/h]	66.1	68.5	67.4	66.1	66.2	62.4
Avg. Dist. to Rail [m]	4.8	3.3	5.2	4.5	7.0	6.3
Avg. Stride Freq. [Hz]	2.4	2.5	2.5	2.5	2.5	2.4
Avg. Stride Length [m]	6.5	7.5	7.4	7.4	7.1	6.9



- [ ] Ranking at each section and finish
- .-.- No data available at this section
- NA No data available



Horse/Jockey Name	Fastconi
Final Rank	7
Fastest Section Time (Section)	0:10.84 (1000m)
Top Speed [km/h] (Section)	68.7 (1000m)
Race State	Finished



Eagle Farm QLD Professional  
 Race 8: GO TRANSIT MEDIA GROUP Colts, Geldings & Entires  
 BENCHMARK 78 Handicap - 1200m

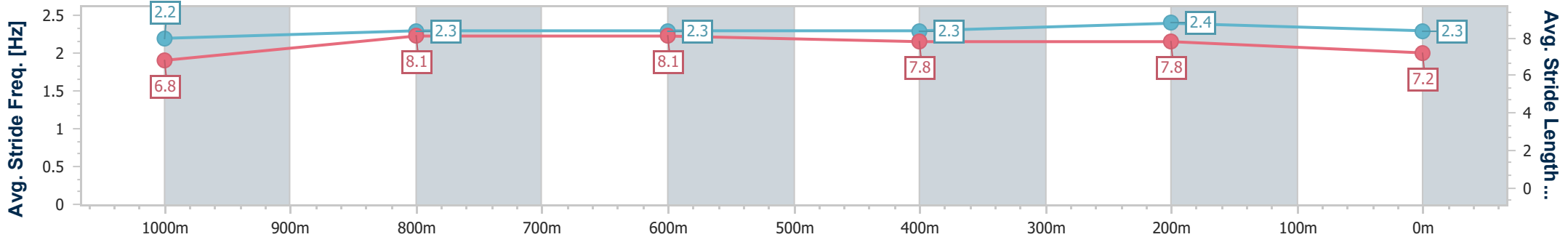
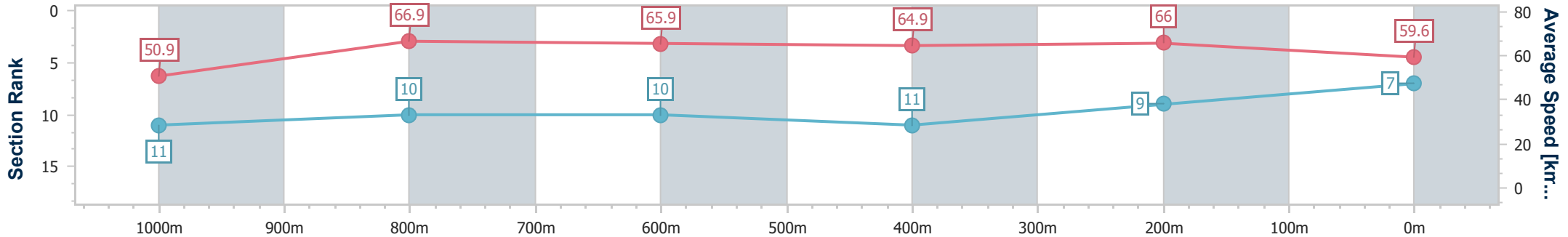


BRISBANE  
 RACING CLUB

23 March 2024 - 16:29

Track Rating: Good 4, Weather: Fine, Rail Position: +2.5m Entire

Section	Overall	1000m	800m	600m	400m	200m
Section Times	1:10.26 [7] (0:14.20)	0:56.06 [11] (0:10.84)	0:45.22 [10] (0:11.06)	0:34.16 [10] (0:11.20)	0:22.96 [11] (0:10.92)	0:12.04 [9] (0:12.04)
Average Speed [km/h]	50.9	66.9	65.9	64.9	66.0	59.6
Top Speed [km/h]	64.8	68.7	66.8	66.2	68.0	62.7
Avg. Dist. to Rail [m]	3.6	1.8	2.4	2.4	5.0	4.3
Avg. Stride Freq. [Hz]	2.2	2.3	2.3	2.3	2.4	2.3
Avg. Stride Length [m]	6.8	8.1	8.1	7.8	7.8	7.2



- [ ] Ranking at each section and finish
- .-.- No data available at this section
- NA No data available





Horse/Jockey Name	Zingalong
Final Rank	8
Fastest Section Time (Section)	0:11.04 (1000m)
Top Speed [km/h] (Section)	68.2 (Overall)
Race State	Finished



Eagle Farm QLD Professional  
Race 8: GO TRANSIT MEDIA GROUP Colts, Geldings & Entires  
BENCHMARK 78 Handicap - 1200m

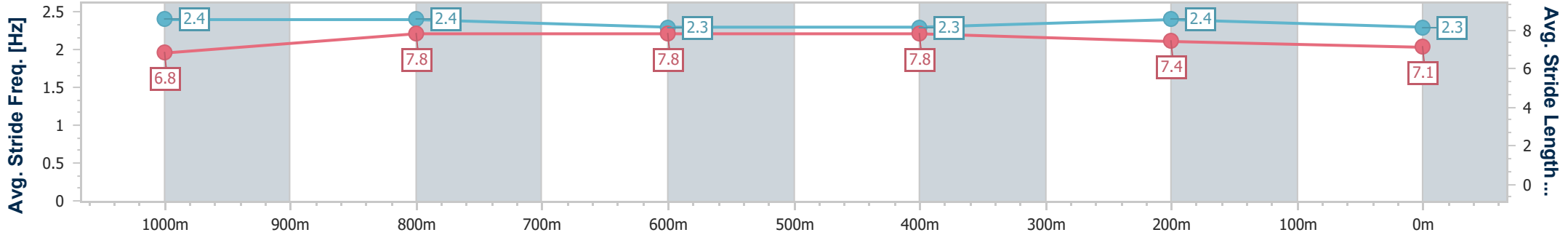
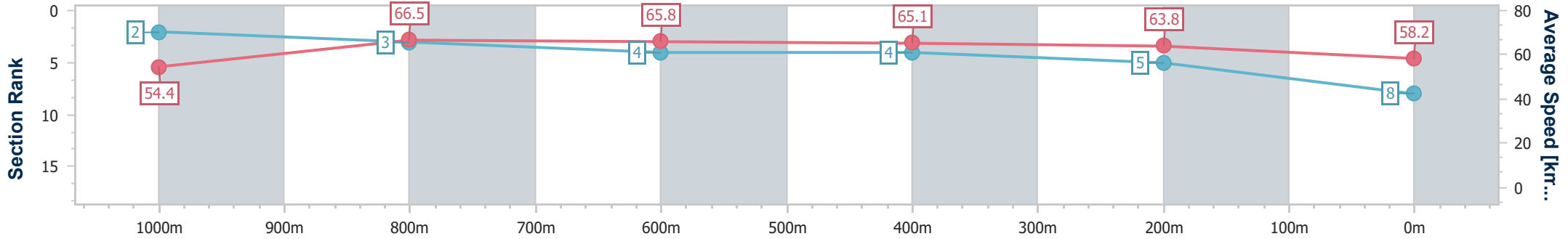


23 March 2024 - 16:29

BRISBANE  
RACING CLUB

Track Rating: Good 4, Weather: Fine, Rail Position: +2.5m Entire

Section	Overall	1000m	800m	600m	400m	200m
Section Times	1:10.30 [8] (0:13.28)	0:57.02 [2] (0:11.04)	0:45.98 [3] (0:11.20)	0:34.78 [4] (0:11.19)	0:23.59 [4] (0:11.27)	0:12.32 [5]
Average Speed [km/h]	54.4	66.5	65.8	65.1	63.8	58.2
Top Speed [km/h]	68.2	67.5	66.6	66.1	66.1	62.7
Avg. Dist. to Rail [m]	8.2	3.9	4.5	2.3	1.3	0.4
Avg. Stride Freq. [Hz]	2.4	2.4	2.3	2.3	2.4	2.3
Avg. Stride Length [m]	6.8	7.8	7.8	7.8	7.4	7.1



- [ ] Ranking at each section and finish
- .-.- No data available at this section
- NA No data available



Horse/Jockey Name	This Is One
Final Rank	9
Fastest Section Time (Section)	0:10.82 (1000m)
Top Speed [km/h] (Section)	67.7 (1000m)
Race State	Finished



Eagle Farm QLD Professional  
 Race 8: GO TRANSIT MEDIA GROUP Colts, Geldings & Entires  
 BENCHMARK 78 Handicap - 1200m

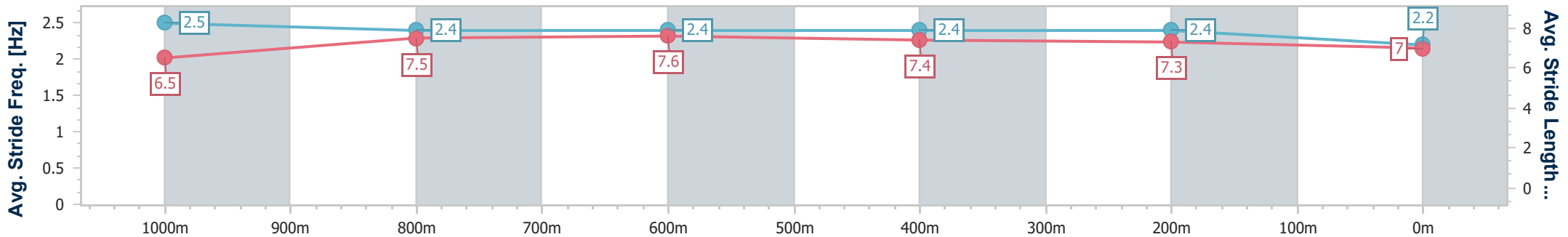
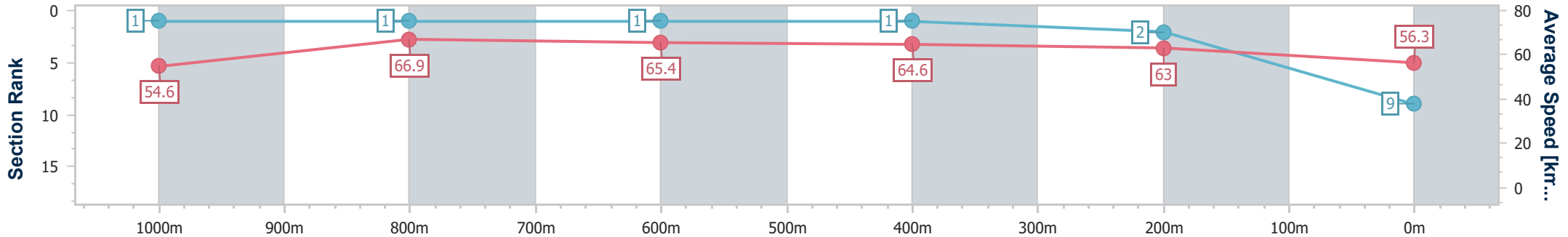


23 March 2024 - 16:29

BRISBANE  
 RACING CLUB

Track Rating: Good 4, Weather: Fine, Rail Position: +2.5m Entire

Section	Overall	1000m	800m	600m	400m	200m
Section Times	1:10.65 [9] (0:13.21)	0:57.44 [1] (0:10.82)	0:46.62 [1] (0:11.09)	0:35.53 [1] (0:11.30)	0:24.23 [1] (0:11.43)	0:12.80 [2] (0:12.80)
Average Speed [km/h]	54.6	66.9	65.4	64.6	63.0	56.3
Top Speed [km/h]	66.7	67.7	67.3	66.8	66.7	60.6
Avg. Dist. to Rail [m]	6.4	0.6	1.9	2.6	1.9	0.7
Avg. Stride Freq. [Hz]	2.5	2.4	2.4	2.4	2.4	2.2
Avg. Stride Length [m]	6.5	7.5	7.6	7.4	7.3	7.0



- [ ] Ranking at each section and finish
- .-.- No data available at this section
- NA No data available



Horse/Jockey Name	La Amigo
Final Rank	10
Fastest Section Time (Section)	0:10.95 (1000m)
Top Speed [km/h] (Section)	69.5 (1000m)
Race State	Finished



Eagle Farm QLD Professional  
 Race 8: GO TRANSIT MEDIA GROUP Colts, Geldings & Entires  
 BENCHMARK 78 Handicap - 1200m

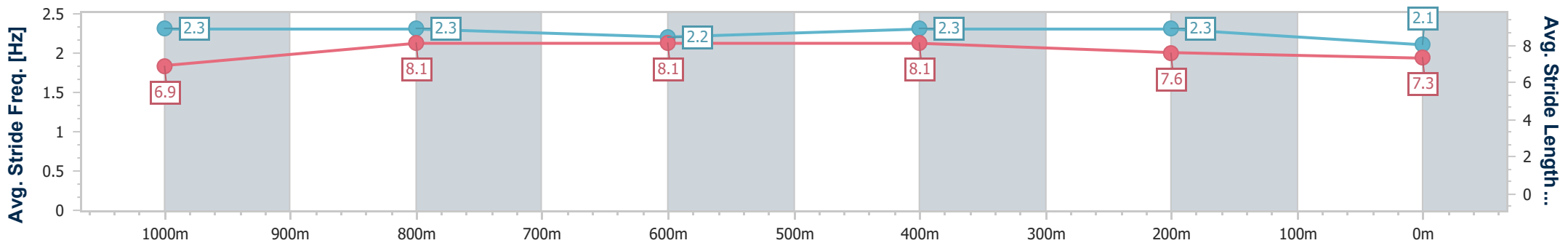
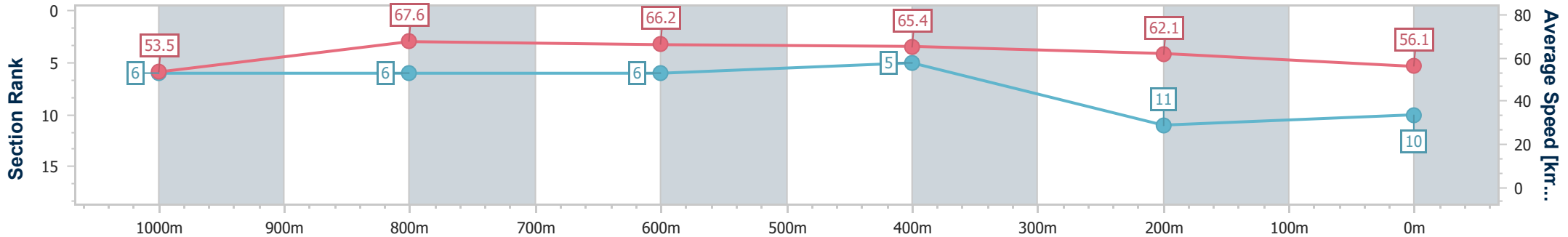


23 March 2024 - 16:29

BRISBANE  
 RACING CLUB

Track Rating: Good 4, Weather: Fine, Rail Position: +2.5m Entire

Section	Overall	1000m	800m	600m	400m	200m
Section Times	1:11.19 [10] (0:13.51)	0:57.68 [6] (0:10.95)	0:46.73 [6] (0:11.11)	0:35.62 [6] (0:11.24)	0:24.38 [5] (0:11.57)	0:12.81 [11] (0:12.81)
Average Speed [km/h]	53.5	67.6	66.2	65.4	62.1	56.1
Top Speed [km/h]	68.1	69.5	66.9	65.7	65.5	59.9
Avg. Dist. to Rail [m]	6.9	5.9	4.9	3.3	4.8	3.1
Avg. Stride Freq. [Hz]	2.3	2.3	2.2	2.3	2.3	2.1
Avg. Stride Length [m]	6.9	8.1	8.1	8.1	7.6	7.3



- [ ] Ranking at each section and finish
- .-.- No data available at this section
- NA No data available



Horse/Jockey Name	Jamaican Rumba
Final Rank	11
Fastest Section Time (Section)	0:10.81 (1000m)
Top Speed [km/h] (Section)	69.7 (1000m)
Race State	Finished



Eagle Farm QLD Professional  
 Race 8: GO TRANSIT MEDIA GROUP Colts, Geldings & Entires  
 BENCHMARK 78 Handicap - 1200m

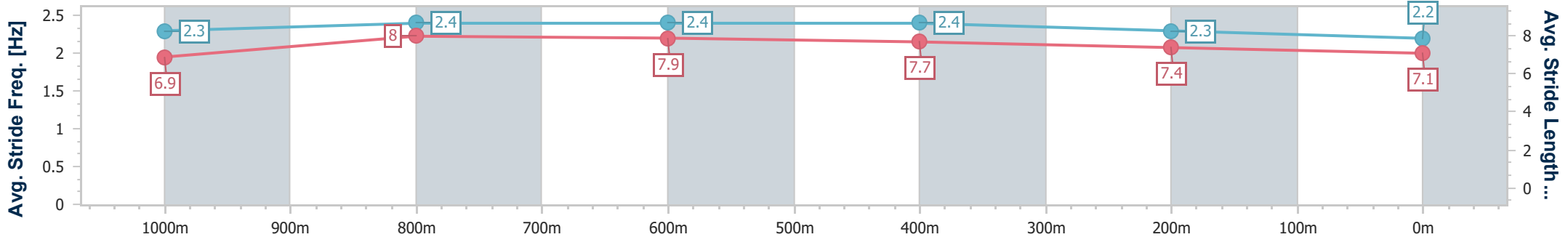
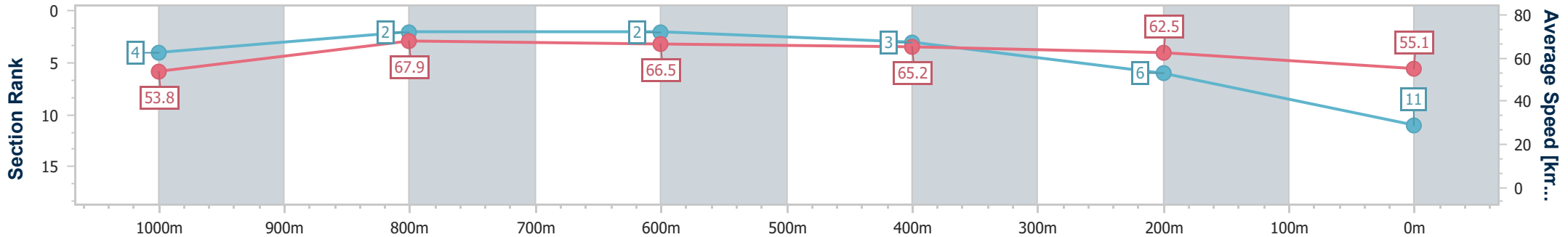


23 March 2024 - 16:29

BRISBANE  
 RACING CLUB

Track Rating: Good 4, Weather: Fine, Rail Position: +2.5m Entire

Section	Overall	1000m	800m	600m	400m	200m
Section Times	1:11.21 [11] (0:13.44)	0:57.77 [4] (0:10.81)	0:46.96 [2] (0:11.09)	0:35.87 [2] (0:11.30)	0:24.57 [3] (0:11.47)	0:13.10 [6] (0:13.10)
Average Speed [km/h]	53.8	67.9	66.5	65.2	62.5	55.1
Top Speed [km/h]	68.9	69.7	68.1	66.3	65.6	58.9
Avg. Dist. to Rail [m]	5.2	3.9	6.2	4.0	4.0	2.0
Avg. Stride Freq. [Hz]	2.3	2.4	2.4	2.4	2.3	2.2
Avg. Stride Length [m]	6.9	8.0	7.9	7.7	7.4	7.1



- [ ] Ranking at each section and finish
- .-.- No data available at this section
- NA No data available



# Eagle Farm QLD Professional

## Race 9: LADBROKES RACING CLUB OPEN Handicap - 1600m

23 March 2024 - 17:08



BRISBANE  
RACING CLUB

Track Rating: Good 4, Weather: Fine, Rail Position: +2.5m Entire

Section		Field Times												
Overall	1400m	1200m	1000m	800m	600m	400m	Last 600m							
1:35.29 (0:13.61)	1:21.68 (0:11.27)	1:10.41 (0:11.59)	0:58.82 (0:11.90)	0:46.92 (0:12.10)	0:34.82 (0:11.70)	0:23.12 (0:11.31)	0:34.82							
Rank	TAB	Horse/Jockey	Barrier	Top Speed [km/h]	Fastest Section								Distance Travelled [m]	
1	2	DAYTONA BAY James Orman	2	67.7 400m	0:10.90 400m	1:35.29 [1] (0:13.90)	1:21.39 [4] (0:11.45)	1:09.94 [5] (0:11.69)	0:58.25 [5] (0:12.07)	0:46.18 [5] (0:11.86)	0:34.32 [6] (0:11.66)	0:22.66 [6] (0:10.90)	0:34.32	
2	11	WAIRERE FALLS Mark Du Plessis	11	65.2 400m	0:11.23 400m	1:35.40 [2] (0:14.13)	1:21.27 [7] (0:11.44)	1:09.83 [7] (0:11.68)	0:58.15 [7] (0:11.97)	0:46.18 [6] (0:11.69)	0:34.49 [5] (0:11.59)	0:22.90 [5] (0:11.23)	0:34.49	-5
3	3	DARK DREAM Bailey Wheeler	3	65.3 1200m	0:11.20 1200m	1:35.47 [3] (0:14.03)	1:21.44 [6] (0:11.24)	1:10.20 [4] (0:11.20)	0:59.00 [1] (0:11.90)	0:47.10 [1] (0:12.10)	0:35.00 [1] (0:11.70)	0:23.30 [1] (0:11.31)	0:35.00	-3
4	8	RED WAVE Robbie Dolan	8	65.7 400m	0:11.19 400m	1:35.55 [4] (0:13.94)	1:21.61 [5] (0:11.45)	1:10.16 [6] (0:11.83)	0:58.33 [6] (0:12.10)	0:46.23 [7] (0:11.80)	0:34.43 [7] (0:11.58)	0:22.85 [7] (0:11.19)	0:34.43	+2
5	9	WAPITI Nikita Beriman	9	65.6 400m	0:11.08 400m	1:35.61 [5] (0:14.19)	1:21.42 [8] (0:11.51)	1:09.91 [8] (0:11.76)	0:58.15 [8] (0:12.03)	0:46.12 [8] (0:11.88)	0:34.24 [9] (0:11.44)	0:22.80 [8] (0:11.08)	0:34.24	+4
6	7	PERFECT THOUGHT Damien Thornton	7	66.8 Overall	0:11.21 400m	1:35.93 [6] (0:13.79)	1:22.14 [3] (0:11.36)	1:10.78 [3] (0:11.63)	0:59.15 [3] (0:12.11)	0:47.04 [4] (0:11.94)	0:35.10 [4] (0:11.62)	0:23.48 [4] (0:11.21)	0:35.10	+2
7	4	BONNY EZRA Jake Bayliss	4	65.9 400m	0:11.20 400m	1:35.98 [7] (0:14.37)	1:21.61 [10] (0:11.54)	1:10.07 [10] (0:11.77)	0:58.30 [9] (0:11.82)	0:46.48 [9] (0:11.78)	0:34.70 [8] (0:11.57)	0:23.13 [9] (0:11.20)	0:34.70	-5
8	12	OSTERMEIER Cejay Graham	12	66.1 400m	0:11.08 400m	1:36.02 [8] (0:14.21)	1:21.81 [9] (0:11.68)	1:10.13 [9] (0:11.80)	0:58.33 [10] (0:11.99)	0:46.34 [10] (0:12.03)	0:34.31 [11] (0:11.43)	0:22.88 [11] (0:11.08)	0:34.31	+4
9	6	STAR OF MICHELIN Samantha Collett	6	68.2 1400m	0:11.13 1400m	1:36.07 [9] (0:13.75)	1:22.32 [2] (0:11.13)	1:11.19 [1] (0:11.60)	0:59.59 [2] (0:12.08)	0:47.51 [2] (0:11.96)	0:35.55 [2] (0:11.73)	0:23.82 [2] (0:11.52)	0:35.55	-2
10	13	SO DAPPER Luke Tarrant	13	64.7 1400m	0:11.47 1400m	1:36.19 [10] (0:13.61)	1:22.58 [1] (0:11.47)	1:11.11 [2] (0:11.70)	0:59.41 [4] (0:12.05)	0:47.36 [3] (0:11.81)	0:35.55 [3] (0:11.75)	0:23.80 [3] (0:11.50)	0:35.55	-2

Scratched: Oscar Zulu (#1), Chateaux Park (#5)

[ ] Ranking at each section and finish  
 -:-:- No data available at this section  
 NA No data available

SCN Saddle cloth number  
 DNF Did not finish  
 DNT Did not track



# Eagle Farm QLD Professional

## Race 9: LADBROKES RACING CLUB OPEN Handicap - 1600m

23 March 2024 - 17:08



BRISBANE  
RACING CLUB

Track Rating: Good 4, Weather: Fine, Rail Position: +2.5m Entire

Section	Overall	1400m	1200m	1000m	800m	600m	400m	Last 600m					
Field Times	1:35.29 (0:13.61)	1:21.68 (0:11.27)	1:10.41 (0:11.59)	0:58.82 (0:11.90)	0:46.92 (0:12.10)	0:34.82 (0:11.70)	0:23.12 (0:11.31)	0:34.82					
Rank	TAB Horse/Jockey	Barrier	Top Speed [km/h]	Fastest Section					Distance Travelled [m]				
11	10 FIFTH POSITION Angela Jones	10	64.8 600m	0:11.34 400m	1:36.39 [11] (0:14.48)	1:21.91 [11] (0:11.54)	1:10.37 [11] (0:11.86)	0:58.51 [11] (0:11.90)	0:46.61 [11] (0:11.74)	0:34.87 [10] (0:11.43)	0:23.44 [10] (0:11.34)	0:34.87	-6

Scratched: Oscar Zulu (#1), Chateaux Park (#5)

[ ] Ranking at each section and finish  
 -:-:- No data available at this section  
 NA No data available

SCN Saddle cloth number  
 DNF Did not finish  
 DNT Did not track



# Eagle Farm QLD Professional

## Race 9: LADBROKES RACING CLUB OPEN Handicap - 1600m

23 March 2024 - 17:08



BRISBANE  
RACING CLUB

Track Rating: Good 4, Weather: Fine, Rail Position: +2.5m Entire

Section				200m				Last 600m	
Field Times				0:11.81 (0:11.81)				0:34.82	
Rank	TAB	Horse/Jockey	Barrier	Top Speed [km/h]	Fastest Section	Margin			Distance Travelled [m]
1	2	<b>DAYTONA BAY</b> James Orman	2	67.7 400m	0:10.90 400m	0:11.76 [2] (0:11.76)	1:35.29		0:34.32
2	11	<b>WAIRERE FALLS</b> Mark Du Plessis	11	65.2 400m	0:11.23 400m	0:11.67 [4] (0:11.67)	0.63L		0:34.49 -5
3	3	<b>DARK DREAM</b> Bailey Wheeler	3	65.3 1200m	0:11.20 1200m	0:11.99 [1] (0:11.99)	1.03L		0:35.00 -3
4	8	<b>RED WAVE</b> Robbie Dolan	8	65.7 400m	0:11.19 400m	0:11.66 [6] (0:11.66)	1.5L		0:34.43 +2
5	9	<b>WAPITI</b> Nikita Beriman	9	65.6 400m	0:11.08 400m	0:11.72 [8] (0:11.72)	1.87L		0:34.24 +4
6	7	<b>PERFECT THOUGHT</b> Damien Thornton	7	66.8 Overall	0:11.21 400m	0:12.27 [3] (0:12.27)	3.74L		0:35.10 +2
7	4	<b>BONNY EZRA</b> Jake Bayliss	4	65.9 400m	0:11.20 400m	0:11.93 [9] (0:11.93)	4.06L		0:34.70 -5
8	12	<b>OSTERMEIER</b> Cejay Graham	12	66.1 400m	0:11.08 400m	0:11.80 [10] (0:11.80)	4.29L		0:34.31 +4
9	6	<b>STAR OF MICHELIN</b> Samantha Collett	6	68.2 1400m	0:11.13 1400m	0:12.30 [5] (0:12.30)	4.58L		0:35.55 -2
10	13	<b>SO DAPPER</b> Luke Tarrant	13	64.7 1400m	0:11.47 1400m	0:12.30 [7] (0:12.30)	5.25L		0:35.55 -2

Scratched: Oscar Zulu (#1), Chateaux Park (#5)

[ ] Ranking at each section and finish  
 -:-:- No data available at this section  
 NA No data available

SCN Saddle cloth number  
 DNF Did not finish  
 DNT Did not track



# Eagle Farm QLD Professional

## Race 9: LADBROKES RACING CLUB OPEN Handicap - 1600m

23 March 2024 - 17:08



BRISBANE  
RACING CLUB

Track Rating: Good 4, Weather: Fine, Rail Position: +2.5m Entire

Section								200m	Last 600m	
Field Times								0:11.81 (0:11.81)	0:34.82	
Rank	TAB	Horse/Jockey	Barrier	Top Speed [km/h]	Fastest Section	Margin		Distance Travelled [m]		
11	10	FIFTH POSITION	10	64.8	0:11.34	0:12.10 [11]	6.47L		0:34.87	-6
		Angela Jones		600m	400m	(0:12.10)				

Scratched: Oscar Zulu (#1), Chateaux Park (#5)

[ ] Ranking at each section and finish  
 -:-:- No data available at this section  
 NA No data available

SCN Saddle cloth number  
 DNF Did not finish  
 DNT Did not track





Horse/Jockey Name	Daytona Bay
Final Rank	1
Fastest Section Time (Section)	0:10.90 (400m)
Top Speed [km/h] (Section)	67.7 (400m)
Race State	Finished



Eagle Farm QLD Professional

Race 9: LADBROKES RACING CLUB OPEN Handicap - 1600m

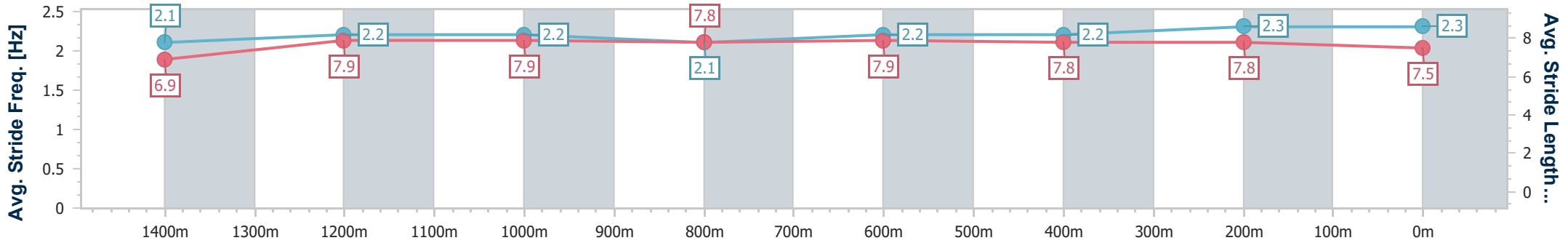
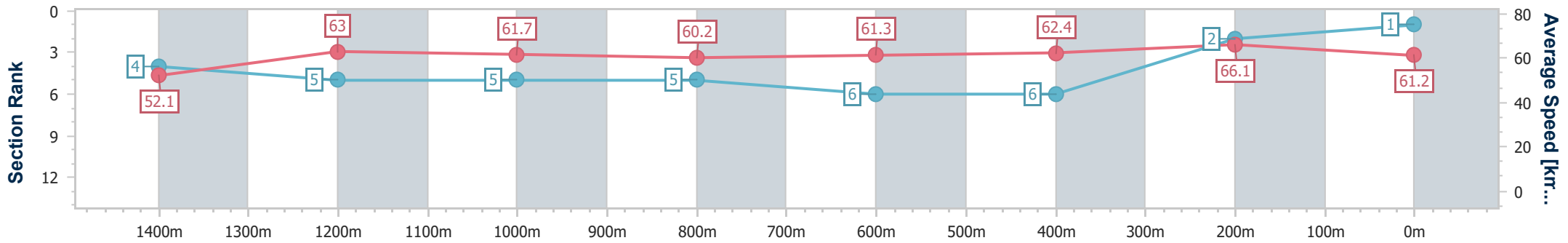
23 March 2024 - 17:08

Track Rating: Good 4, Weather: Fine, Rail Position: +2.5m Entire



BRISBANE RACING CLUB

Section	Overall	1400m	1200m	1000m	800m	600m	400m	200m
Section Times	1:35.29 [1] (0:13.90)	1:21.39 [4] (0:11.45)	1:09.94 [5] (0:11.69)	0:58.25 [5] (0:12.07)	0:46.18 [5] (0:11.86)	0:34.32 [6] (0:11.66)	0:22.66 [6] (0:10.90)	0:11.76 [2] (0:11.76)
Average Speed [km/h]	52.1	63.0	61.7	60.2	61.3	62.4	66.1	61.2
Top Speed [km/h]	64.5	64.3	63.8	61.3	62.0	64.9	67.7	64.8
Avg. Dist. to Rail [m]	6.5	0.9	2.6	2.0	2.1	2.4	6.4	5.0
Avg. Stride Freq. [Hz]	2.1	2.2	2.2	2.1	2.2	2.2	2.3	2.3
Avg. Stride Length [m]	6.9	7.9	7.9	7.8	7.9	7.8	7.8	7.5



- [ ] Ranking at each section and finish
- .-.- No data available at this section
- NA No data available



Horse/Jockey Name	Wairere Falls
Final Rank	2
Fastest Section Time (Section)	0:11.23 (400m)
Top Speed [km/h] (Section)	65.2 (400m)
Race State	Finished



### Eagle Farm QLD Professional

Race 9: LADBROKES RACING CLUB OPEN Handicap - 1600m

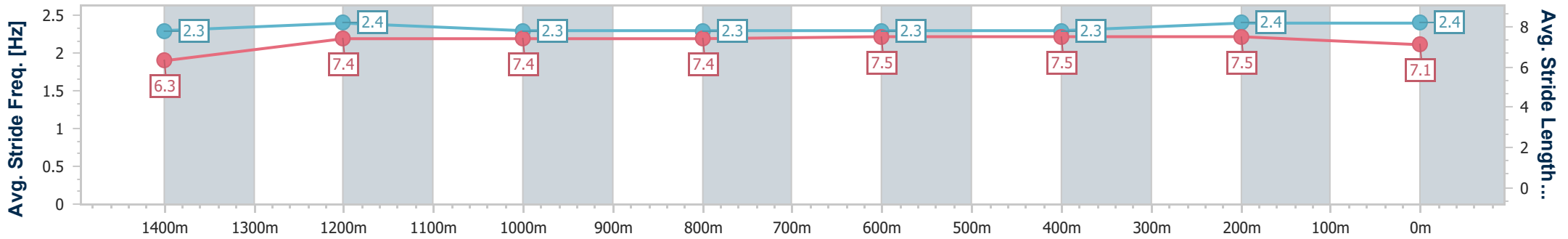
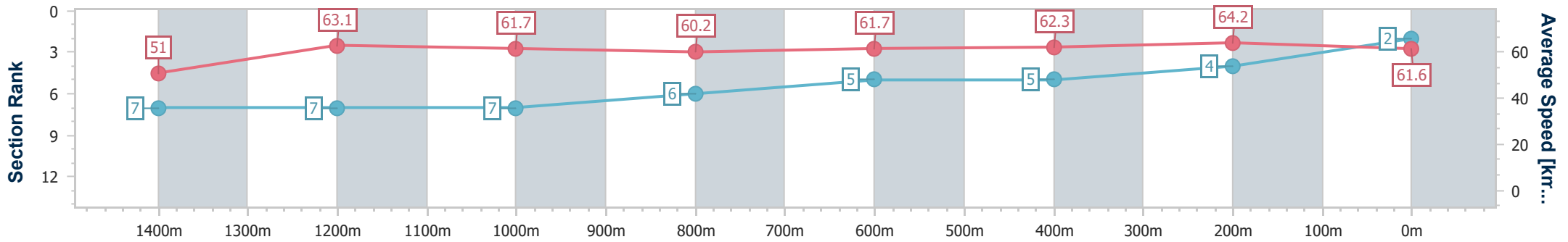
23 March 2024 - 17:08

Track Rating: Good 4, Weather: Fine, Rail Position: +2.5m Entire



BRISBANE RACING CLUB

Section	Overall	1400m	1200m	1000m	800m	600m	400m	200m
Section Times	1:35.40 [2] (0:14.13)	1:21.27 [7] (0:11.44)	1:09.83 [7] (0:11.68)	0:58.15 [7] (0:11.97)	0:46.18 [6] (0:11.69)	0:34.49 [5] (0:11.59)	0:22.90 [5] (0:11.23)	0:11.67 [4] (0:11.67)
Average Speed [km/h]	51.0	63.1	61.7	60.2	61.7	62.3	64.2	61.6
Top Speed [km/h]	63.2	64.9	62.6	62.0	63.2	64.2	65.2	63.2
Avg. Dist. to Rail [m]	5.4	1.2	1.9	0.7	0.2	0.5	5.1	6.6
Avg. Stride Freq. [Hz]	2.3	2.4	2.3	2.3	2.3	2.3	2.4	2.4
Avg. Stride Length [m]	6.3	7.4	7.4	7.4	7.5	7.5	7.5	7.1



- [ ] Ranking at each section and finish
- .-.- No data available at this section
- NA No data available



Horse/Jockey Name	Dark Dream
Final Rank	3
Fastest Section Time (Section)	0:11.20 (1200m)
Top Speed [km/h] (Section)	65.3 (1200m)
Race State	Finished



### Eagle Farm QLD Professional

Race 9: LADBROKES RACING CLUB OPEN Handicap - 1600m

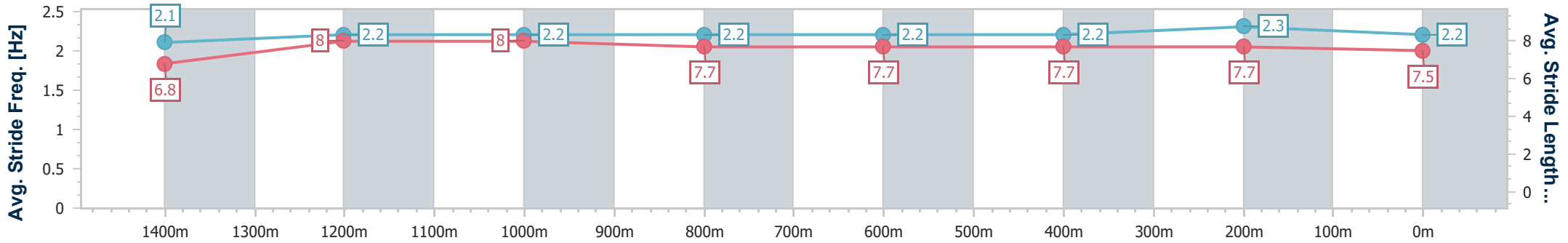
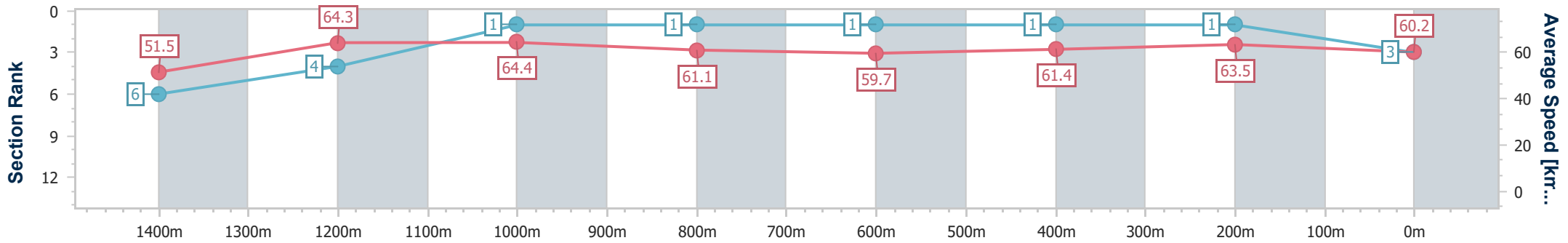
23 March 2024 - 17:08

Track Rating: Good 4, Weather: Fine, Rail Position: +2.5m Entire



BRISBANE RACING CLUB

Section	Overall	1400m	1200m	1000m	800m	600m	400m	200m
Section Times	1:35.47 [3] (0:14.03)	1:21.44 [6] (0:11.24)	1:10.20 [4] (0:11.20)	0:59.00 [1] (0:11.90)	0:47.10 [1] (0:12.10)	0:35.00 [1] (0:11.70)	0:23.30 [1] (0:11.31)	0:11.99 [1] (0:11.99)
Average Speed [km/h]	51.5	64.3	64.4	61.1	59.7	61.4	63.5	60.2
Top Speed [km/h]	65.1	65.3	65.3	62.5	61.0	62.6	64.2	62.3
Avg. Dist. to Rail [m]	11.0	3.4	3.9	1.9	0.7	0.8	1.3	2.0
Avg. Stride Freq. [Hz]	2.1	2.2	2.2	2.2	2.2	2.2	2.3	2.2
Avg. Stride Length [m]	6.8	8.0	8.0	7.7	7.7	7.7	7.7	7.5



- [ ] Ranking at each section and finish
- .-.- No data available at this section
- NA No data available



Horse/Jockey Name	Red Wave
Final Rank	4
Fastest Section Time (Section)	0:11.19 (400m)
Top Speed [km/h] (Section)	65.7 (400m)
Race State	Finished



### Eagle Farm QLD Professional

Race 9: LADBROKES RACING CLUB OPEN Handicap - 1600m

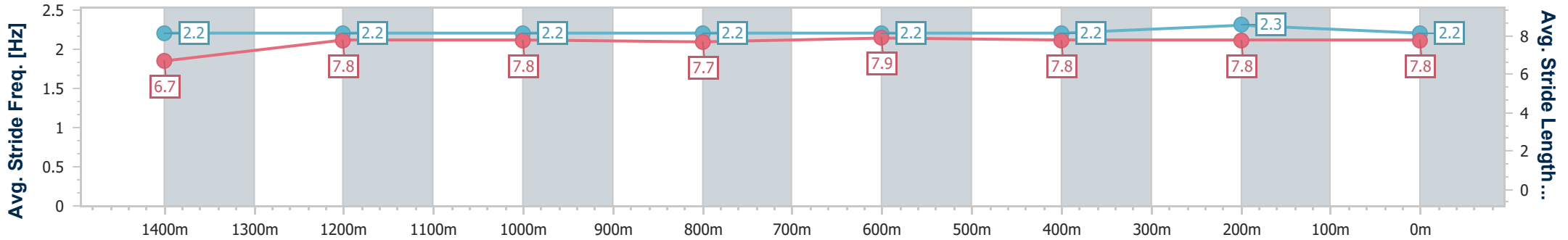
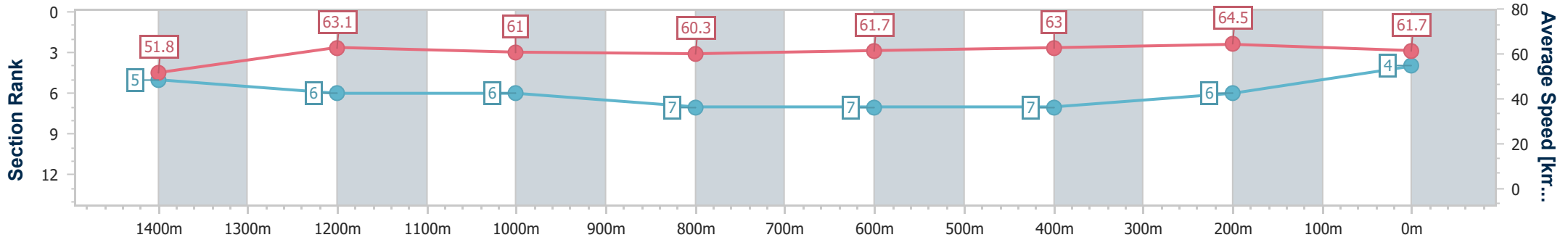
23 March 2024 - 17:08

Track Rating: Good 4, Weather: Fine, Rail Position: +2.5m Entire



BRISBANE RACING CLUB

Section	Overall	1400m	1200m	1000m	800m	600m	400m	200m
Section Times	1:35.55 [4] (0:13.94)	1:21.61 [5] (0:11.45)	1:10.16 [6] (0:11.83)	0:58.33 [6] (0:12.10)	0:46.23 [7] (0:11.80)	0:34.43 [7] (0:11.58)	0:22.85 [7] (0:11.19)	0:11.66 [6] (0:11.66)
Average Speed [km/h]	51.8	63.1	61.0	60.3	61.7	63.0	64.5	61.7
Top Speed [km/h]	63.1	64.2	61.9	61.3	63.0	64.1	65.7	63.9
Avg. Dist. to Rail [m]	7.2	2.2	3.3	2.5	2.6	3.2	8.0	9.7
Avg. Stride Freq. [Hz]	2.2	2.2	2.2	2.2	2.2	2.2	2.3	2.2
Avg. Stride Length [m]	6.7	7.8	7.8	7.7	7.9	7.8	7.8	7.8



- [ ] Ranking at each section and finish
- .-.-.- No data available at this section
- NA No data available



Horse/Jockey Name	Wapiti
Final Rank	5
Fastest Section Time (Section)	0:11.08 (400m)
Top Speed [km/h] (Section)	65.6 (400m)
Race State	Finished



### Eagle Farm QLD Professional

Race 9: LADBROKES RACING CLUB OPEN Handicap - 1600m

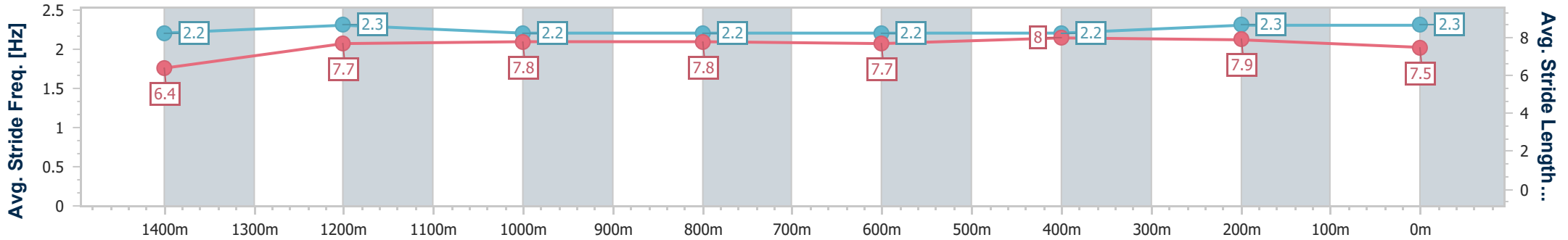
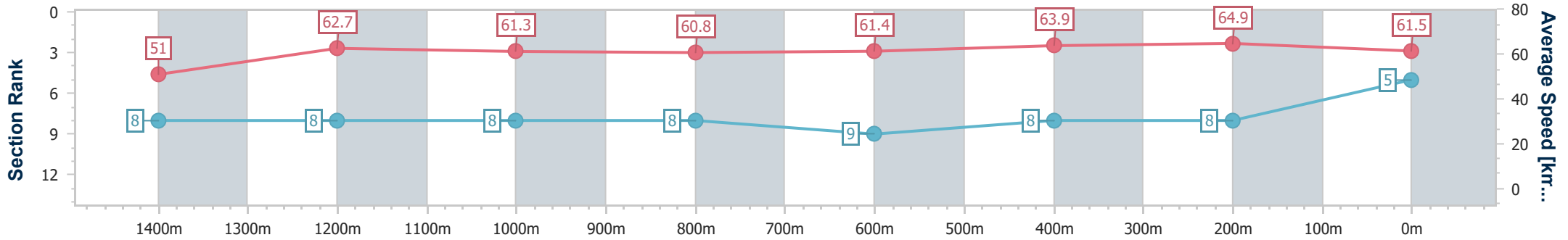
23 March 2024 - 17:08

Track Rating: Good 4, Weather: Fine, Rail Position: +2.5m Entire



BRISBANE RACING CLUB

Section	Overall	1400m	1200m	1000m	800m	600m	400m	200m
Section Times	1:35.61 [5] (0:14.19)	1:21.42 [8] (0:11.51)	1:09.91 [8] (0:11.76)	0:58.15 [8] (0:12.03)	0:46.12 [8] (0:11.88)	0:34.24 [9] (0:11.44)	0:22.80 [8] (0:11.08)	0:11.72 [8] (0:11.72)
Average Speed [km/h]	51.0	62.7	61.3	60.8	61.4	63.9	64.9	61.5
Top Speed [km/h]	62.6	64.3	62.2	61.2	64.2	65.2	65.6	63.7
Avg. Dist. to Rail [m]	9.2	2.9	3.3	2.9	3.3	2.8	7.4	8.4
Avg. Stride Freq. [Hz]	2.2	2.3	2.2	2.2	2.2	2.2	2.3	2.3
Avg. Stride Length [m]	6.4	7.7	7.8	7.8	7.7	8.0	7.9	7.5



- [ ] Ranking at each section and finish
- .-.- No data available at this section
- NA No data available



Horse/Jockey Name	Perfect Thought
Final Rank	6
Fastest Section Time (Section)	0:11.21 (400m)
Top Speed [km/h] (Section)	66.8 (Overall)
Race State	Finished



### Eagle Farm QLD Professional

Race 9: LADBROKES RACING CLUB OPEN Handicap - 1600m

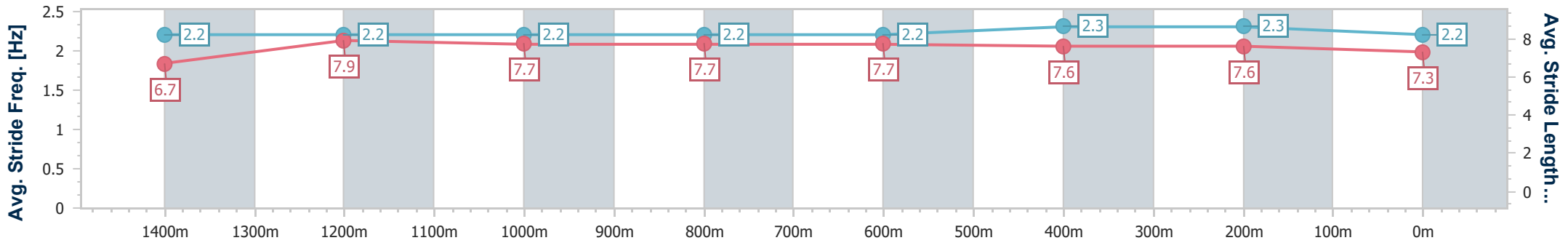
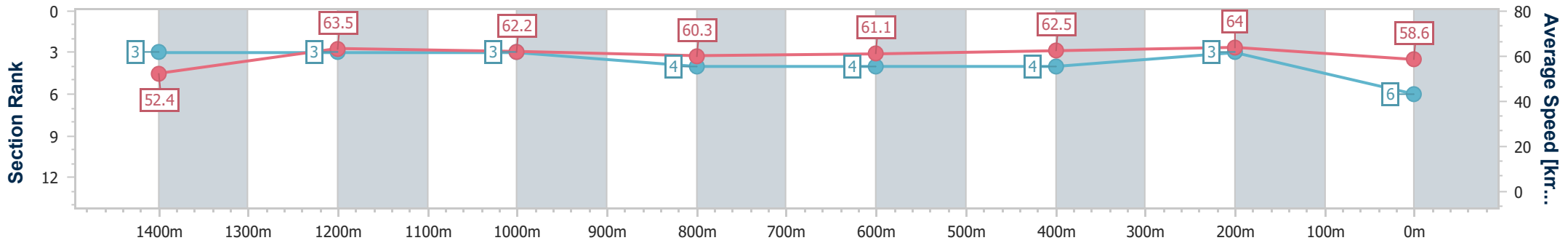
23 March 2024 - 17:08

Track Rating: Good 4, Weather: Fine, Rail Position: +2.5m Entire



BRISBANE RACING CLUB

Section	Overall	1400m	1200m	1000m	800m	600m	400m	200m
Section Times	1:35.93 [6] (0:13.79)	1:22.14 [3] (0:11.36)	1:10.78 [3] (0:11.63)	0:59.15 [3] (0:12.11)	0:47.04 [4] (0:11.94)	0:35.10 [4] (0:11.62)	0:23.48 [4] (0:11.21)	0:12.27 [3] (0:12.27)
Average Speed [km/h]	52.4	63.5	62.2	60.3	61.1	62.5	64.0	58.6
Top Speed [km/h]	66.8	65.8	63.5	61.2	61.8	64.7	65.0	62.3
Avg. Dist. to Rail [m]	10.0	3.6	3.9	3.2	2.2	1.8	4.9	5.0
Avg. Stride Freq. [Hz]	2.2	2.2	2.2	2.2	2.2	2.3	2.3	2.2
Avg. Stride Length [m]	6.7	7.9	7.7	7.7	7.7	7.6	7.6	7.3



- [ ] Ranking at each section and finish
- .-.- No data available at this section
- NA No data available



Horse/Jockey Name	Bonny Ezra
Final Rank	7
Fastest Section Time (Section)	0:11.20 (400m)
Top Speed [km/h] (Section)	65.9 (400m)
Race State	Finished



### Eagle Farm QLD Professional

Race 9: LADBROKES RACING CLUB OPEN Handicap - 1600m

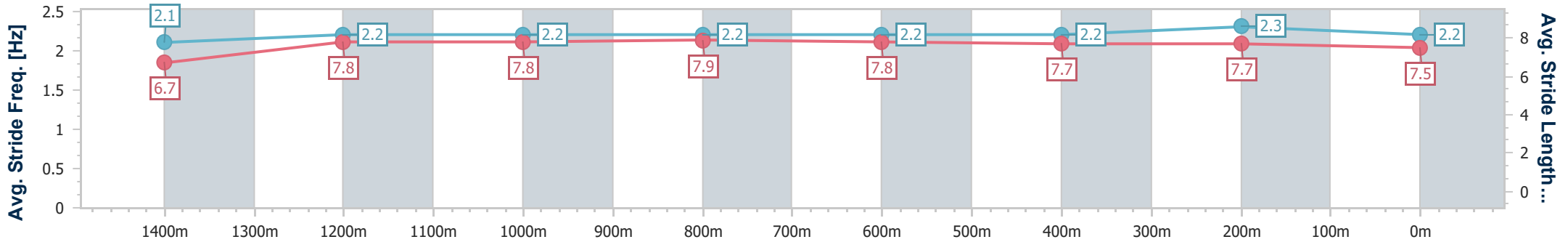
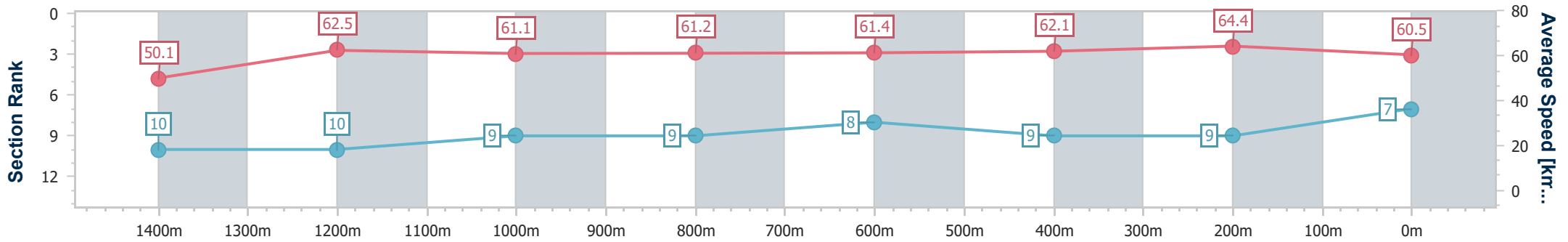
23 March 2024 - 17:08

Track Rating: Good 4, Weather: Fine, Rail Position: +2.5m Entire



BRISBANE RACING CLUB

Section	Overall	1400m	1200m	1000m	800m	600m	400m	200m
Section Times	1:35.98 [7] (0:14.37)	1:21.61 [10] (0:11.54)	1:10.07 [10] (0:11.77)	0:58.30 [9] (0:11.82)	0:46.48 [9] (0:11.78)	0:34.70 [8] (0:11.57)	0:23.13 [9] (0:11.20)	0:11.93 [9] (0:11.93)
Average Speed [km/h]	50.1	62.5	61.1	61.2	61.4	62.1	64.4	60.5
Top Speed [km/h]	63.3	63.7	61.8	62.2	63.0	64.5	65.9	62.8
Avg. Dist. to Rail [m]	5.2	1.7	1.9	0.6	0.5	0.4	2.6	5.3
Avg. Stride Freq. [Hz]	2.1	2.2	2.2	2.2	2.2	2.2	2.3	2.2
Avg. Stride Length [m]	6.7	7.8	7.8	7.9	7.8	7.7	7.7	7.5



- [ ] Ranking at each section and finish
- .-.-.- No data available at this section
- NA No data available



Horse/Jockey Name	Ostermeier
Final Rank	8
Fastest Section Time (Section)	0:11.08 (400m)
Top Speed [km/h] (Section)	66.1 (400m)
Race State	Finished



Eagle Farm QLD Professional

Race 9: LADBROKES RACING CLUB OPEN Handicap - 1600m

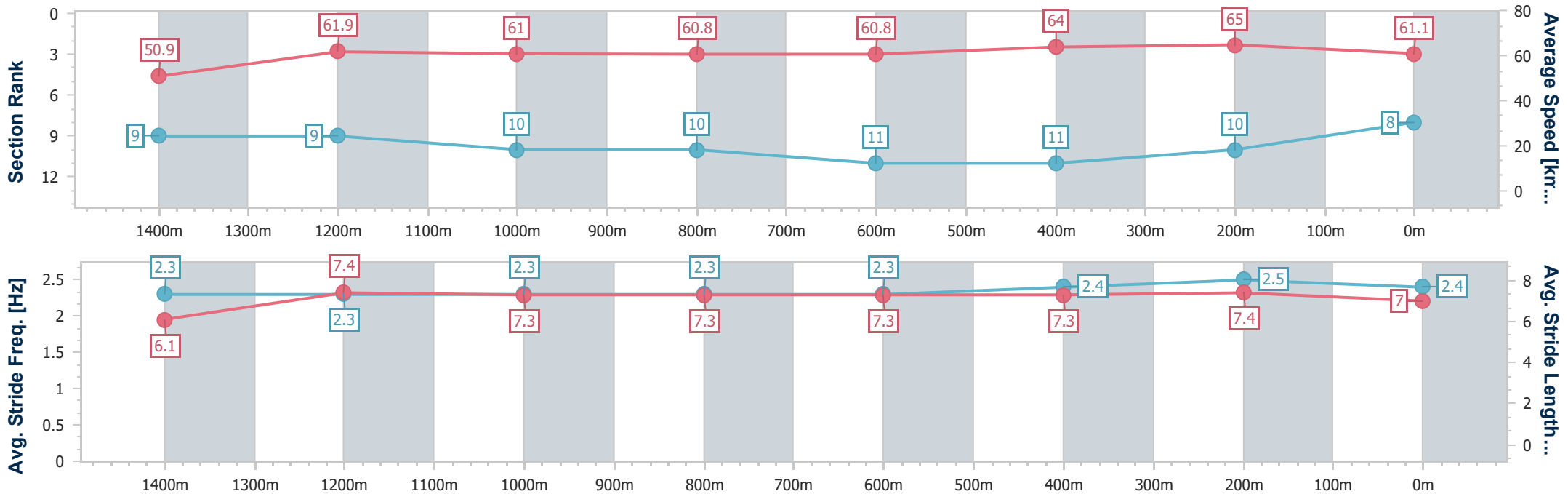
23 March 2024 - 17:08

Track Rating: Good 4, Weather: Fine, Rail Position: +2.5m Entire



BRISBANE RACING CLUB

Section	Overall	1400m	1200m	1000m	800m	600m	400m	200m
Section Times	1:36.02 [8] (0:14.21)	1:21.81 [9] (0:11.68)	1:10.13 [9] (0:11.80)	0:58.33 [10] (0:11.99)	0:46.34 [10] (0:12.03)	0:34.31 [11] (0:11.43)	0:22.88 [11] (0:11.08)	0:11.80 [10] (0:11.80)
Average Speed [km/h]	50.9	61.9	61.0	60.8	60.8	64.0	65.0	61.1
Top Speed [km/h]	62.7	63.8	62.1	61.7	62.9	64.9	66.1	63.4
Avg. Dist. to Rail [m]	12.6	4.0	4.1	2.6	3.0	3.1	7.6	8.5
Avg. Stride Freq. [Hz]	2.3	2.3	2.3	2.3	2.3	2.4	2.5	2.4
Avg. Stride Length [m]	6.1	7.4	7.3	7.3	7.3	7.3	7.4	7.0



- [ ] Ranking at each section and finish
- .-.- No data available at this section
- NA No data available





Horse/Jockey Name	Star Of Michelin
Final Rank	9
Fastest Section Time (Section)	0:11.13 (1400m)
Top Speed [km/h] (Section)	68.2 (1400m)
Race State	Finished



Eagle Farm QLD Professional

Race 9: LADBROKES RACING CLUB OPEN Handicap - 1600m

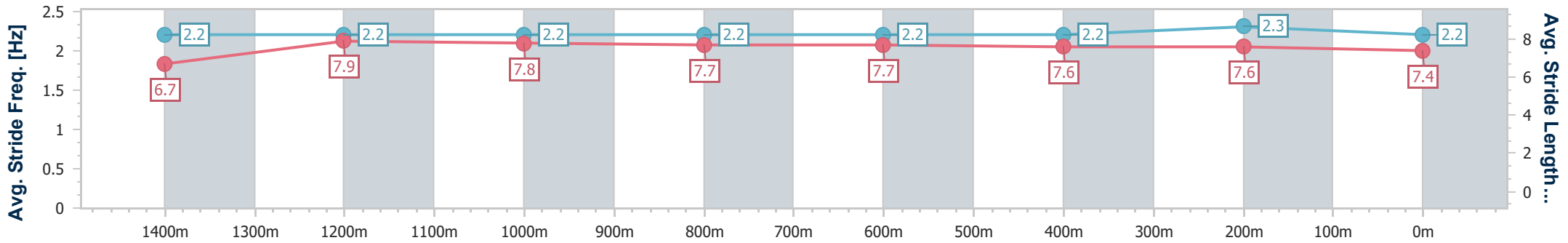
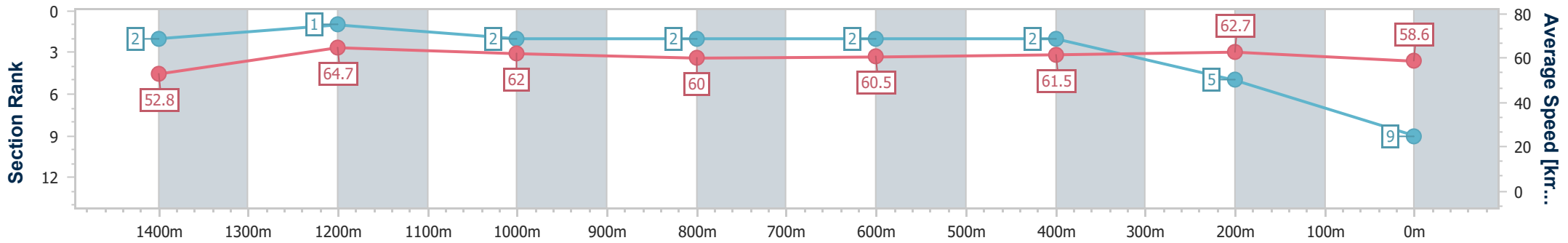
23 March 2024 - 17:08

Track Rating: Good 4, Weather: Fine, Rail Position: +2.5m Entire



BRISBANE RACING CLUB

Section	Overall	1400m	1200m	1000m	800m	600m	400m	200m
Section Times	1:36.07 [9] (0:13.75)	1:22.32 [2] (0:11.13)	1:11.19 [1] (0:11.60)	0:59.59 [2] (0:12.08)	0:47.51 [2] (0:11.96)	0:35.55 [2] (0:11.73)	0:23.82 [2] (0:11.52)	0:12.30 [5] (0:12.30)
Average Speed [km/h]	52.8	64.7	62.0	60.0	60.5	61.5	62.7	58.6
Top Speed [km/h]	67.5	68.2	62.7	61.9	61.0	62.8	63.4	60.5
Avg. Dist. to Rail [m]	13.7	3.9	1.8	0.7	1.0	1.3	4.5	4.2
Avg. Stride Freq. [Hz]	2.2	2.2	2.2	2.2	2.2	2.2	2.3	2.2
Avg. Stride Length [m]	6.7	7.9	7.8	7.7	7.7	7.6	7.6	7.4



- [ ] Ranking at each section and finish
- .-.- No data available at this section
- NA No data available



Horse/Jockey Name	So Dapper
Final Rank	10
Fastest Section Time (Section)	0:11.47 (1400m)
Top Speed [km/h] (Section)	64.7 (1400m)
Race State	Finished



Eagle Farm QLD Professional

Race 9: LADBROKES RACING CLUB OPEN Handicap - 1600m

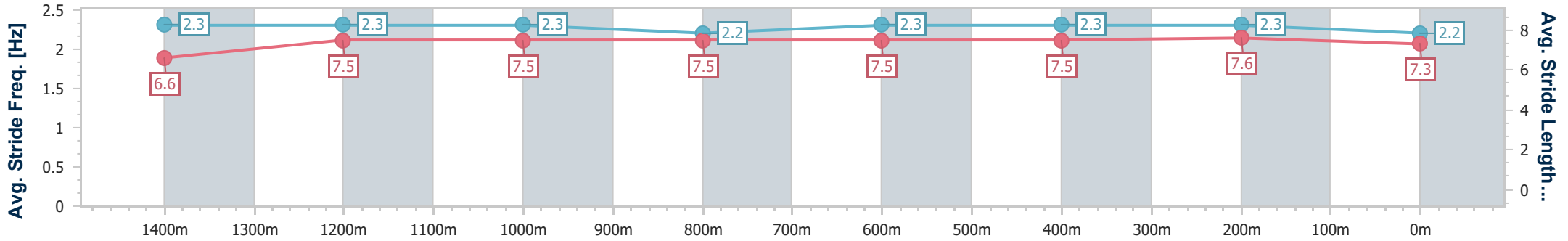
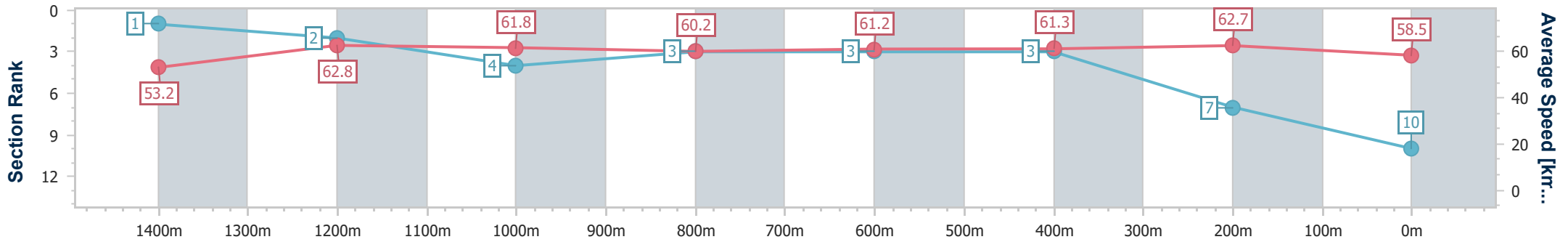
23 March 2024 - 17:08

Track Rating: Good 4, Weather: Fine, Rail Position: +2.5m Entire



BRISBANE RACING CLUB

Section	Overall	1400m	1200m	1000m	800m	600m	400m	200m
Section Times	1:36.19 [10] (0:13.61)	1:22.58 [1] (0:11.47)	1:11.11 [2] (0:11.70)	0:59.41 [4] (0:12.05)	0:47.36 [3] (0:11.81)	0:35.55 [3] (0:11.75)	0:23.80 [3] (0:11.50)	0:12.30 [7] (0:12.30)
Average Speed [km/h]	53.2	62.8	61.8	60.2	61.2	61.3	62.7	58.5
Top Speed [km/h]	64.6	64.7	62.3	62.0	61.7	63.0	63.8	60.9
Avg. Dist. to Rail [m]	11.5	1.9	2.2	1.7	0.9	0.2	2.7	2.8
Avg. Stride Freq. [Hz]	2.3	2.3	2.3	2.2	2.3	2.3	2.3	2.2
Avg. Stride Length [m]	6.6	7.5	7.5	7.5	7.5	7.5	7.6	7.3



- [ ] Ranking at each section and finish
- .-.- No data available at this section
- NA No data available



Horse/Jockey Name	Fifth Position
Final Rank	11
Fastest Section Time (Section)	0:11.34 (400m)
Top Speed [km/h] (Section)	64.8 (600m)
Race State	Finished



### Eagle Farm QLD Professional

Race 9: LADBROKES RACING CLUB OPEN Handicap - 1600m

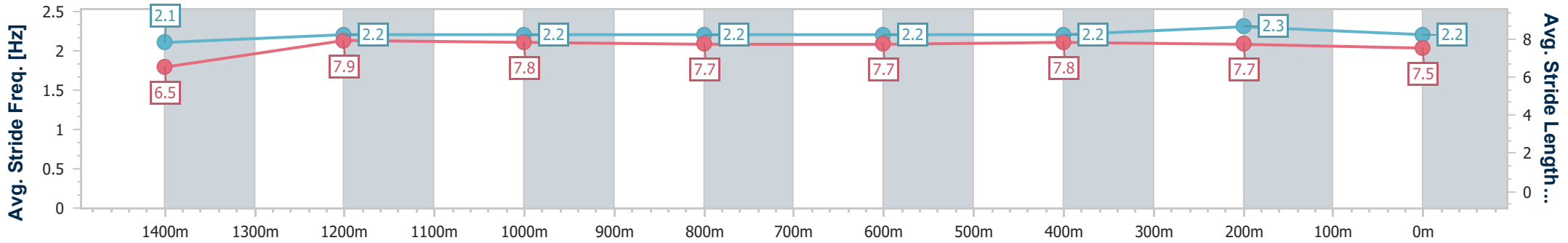
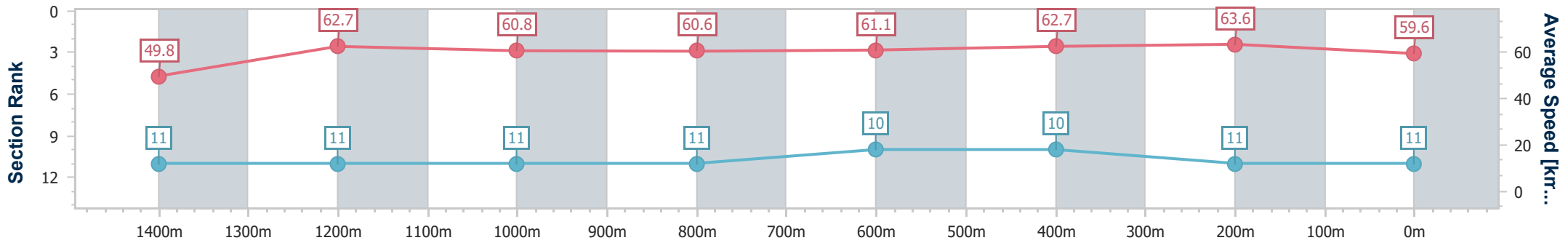
23 March 2024 - 17:08

Track Rating: Good 4, Weather: Fine, Rail Position: +2.5m Entire



BRISBANE RACING CLUB

Section	Overall	1400m	1200m	1000m	800m	600m	400m	200m
Section Times	1:36.39 [11] (0:14.48)	1:21.91 [11] (0:11.54)	1:10.37 [11] (0:11.86)	0:58.51 [11] (0:11.90)	0:46.61 [11] (0:11.74)	0:34.87 [10] (0:11.43)	0:23.44 [10] (0:11.34)	0:12.10 [11] (0:12.10)
Average Speed [km/h]	49.8	62.7	60.8	60.6	61.1	62.7	63.6	59.6
Top Speed [km/h]	64.8	64.4	61.7	62.4	63.8	64.8	64.8	61.7
Avg. Dist. to Rail [m]	7.3	2.3	2.5	0.7	0.5	1.2	1.1	1.3
Avg. Stride Freq. [Hz]	2.1	2.2	2.2	2.2	2.2	2.2	2.3	2.2
Avg. Stride Length [m]	6.5	7.9	7.8	7.7	7.7	7.8	7.7	7.5



- [ ] Ranking at each section and finish
- .-.- No data available at this section
- NA No data available