



Sunshine Coast Poly Track QLD Professional

Race 1: RESI HOMES PTY LTD Maiden Plate - 1000m

31 March 2024 - 12:40



Track Rating: Synthetic, Weather: Overcast, Rail Position: True

Section											Last 600m		
Field Times		Overall	800m	600m	400m	200m						0:34.38	
		0:58.63 (0:13.33)	0:45.30 (0:10.92)	0:34.38 (0:11.35)	0:23.03 (0:11.45)	0:11.58 (0:11.58)							
Rank	TAB	Horse/Jockey	Barrier	Top Speed [km/h]	Fastest Section	Margin						Distance Travelled [m]	
1	5	DAYU Michael Rodd	5	68.2 400m	0:10.86 400m	0:58.63 [1] (0:14.12)	0:44.51 [9] (0:11.03)	0:33.48 [9] (0:11.43)	0:22.05 [9] (0:10.86)	0:11.19 [4] (0:11.19)	0:58.63	0:33.48	
2	7	MISS MOOV Robbie Dolan	7	68.5 800m	0:10.77 800m	0:58.93 [2] (0:13.74)	0:45.19 [6] (0:10.77)	0:34.42 [3] (0:11.26)	0:23.16 [3] (0:11.29)	0:11.87 [2] (0:11.87)	1.8L	0:34.42	-8
3	9	OVERTERN Minonette Kennedy	9	69.1 Overall	0:10.92 800m	0:59.02 [3] (0:13.33)	0:45.69 [1] (0:10.92)	0:34.77 [1] (0:11.35)	0:23.42 [1] (0:11.45)	0:11.97 [1] (0:11.97)	2.2L	0:34.77	-7
4	4	CRYPTO KING Wendy Peel	4	68.1 Overall	0:11.12 800m	0:59.14 [4] (0:13.46)	0:45.68 [3] (0:11.12)	0:34.56 [4] (0:11.26)	0:23.30 [4] (0:11.28)	0:12.02 [3] (0:12.02)	2.7L	0:34.56	-11
5	3	POWERALONG Nathan Thomas	3	68.5 800m	0:10.95 800m	0:59.61 [5] (0:13.91)	0:45.70 [7] (0:10.95)	0:34.75 [7] (0:11.23)	0:23.52 [6] (0:11.47)	0:12.05 [5] (0:12.05)	5.2L	0:34.75	-6
6	2	PANTHER POWER Nikita Beriman	2	69.6 800m	0:10.82 800m	0:59.64 [6] (0:14.07)	0:45.57 [8] (0:10.82)	0:34.75 [8] (0:11.19)	0:23.56 [5] (0:11.48)	0:12.08 [6] (0:12.08)	5.3L	0:34.75	-10
7	6	DARE I SAY Jim Byrne	6	67.6 800m	0:11.05 800m	0:59.87 [7] (0:13.69)	0:46.18 [4] (0:11.05)	0:35.13 [6] (0:11.39)	0:23.74 [7] (0:11.69)	0:12.05 [9] (0:12.05)	6.6L	0:35.13	-8
8	1	MUMMIFICATION Cody Collis	1	69.2 800m	0:10.92 800m	1:00.34 [8] (0:13.73)	0:46.61 [5] (0:10.92)	0:35.69 [5] (0:11.56)	0:24.13 [8] (0:11.58)	0:12.55 [7] (0:12.55)	9.4L	0:35.69	-2
9	8	SHOOT THE BOSS Morgan Butler	8	68.1 Overall	0:10.89 800m	1:01.80 [9] (0:13.44)	0:48.36 [2] (0:10.89)	0:37.47 [2] (0:11.34)	0:26.13 [2] (0:12.14)	0:13.99 [8] (0:13.99)	17.9L	0:37.47	-15

[] Ranking at each section and finish
 -:-:- No data available at this section
 NA No data available

SCN Saddle cloth number
 DNF Did not finish
 DNT Did not track



Horse/Jockey Name	Dayu
Final Rank	1
Fastest Section Time (Section)	0:10.86 (400m)
Top Speed [km/h] (Section)	68.2 (400m)
Race State	Finished



Sunshine Coast Poly Track QLD Professional

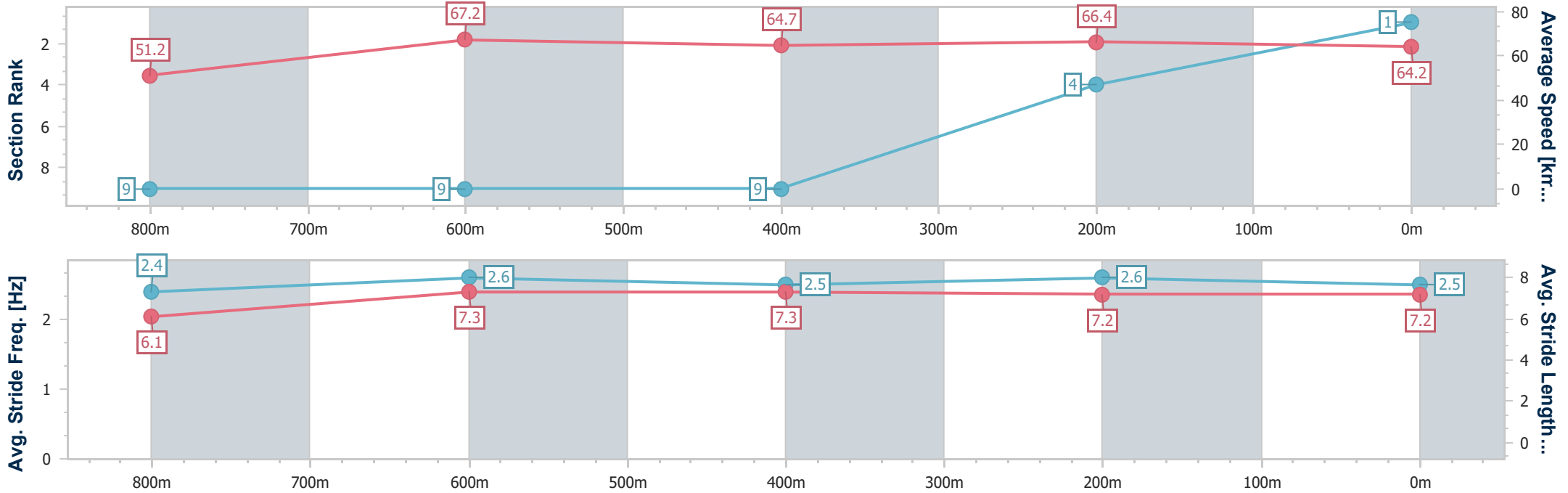
Race 1: RESI HOMES PTY LTD Maiden Plate - 1000m

31 March 2024 - 12:40



Track Rating: Synthetic, Weather: Overcast, Rail Position: True

Section	Overall	800m	600m	400m	200m
Section Times	0:58.63 [1] (0:14.12)	0:44.51 [9] (0:11.03)	0:33.48 [9] (0:11.43)	0:22.05 [9] (0:10.86)	0:11.19 [4] (0:11.19)
Average Speed [km/h]	51.2	67.2	64.7	66.4	64.2
Top Speed [km/h]	68.0	68.1	67.3	68.2	65.8
Avg. Dist. to Rail [m]	6.3	4.0	3.9	8.7	10.0
Avg. Stride Freq. [Hz]	2.4	2.6	2.5	2.6	2.5
Avg. Stride Length [m]	6.1	7.3	7.3	7.2	7.2



- [] Ranking at each section and finish
- .-.- No data available at this section
- NA No data available



Horse/Jockey Name	Miss Moov
Final Rank	2
Fastest Section Time (Section)	0:10.77 (800m)
Top Speed [km/h] (Section)	68.5 (800m)
Race State	Finished



Sunshine Coast Poly Track QLD Professional

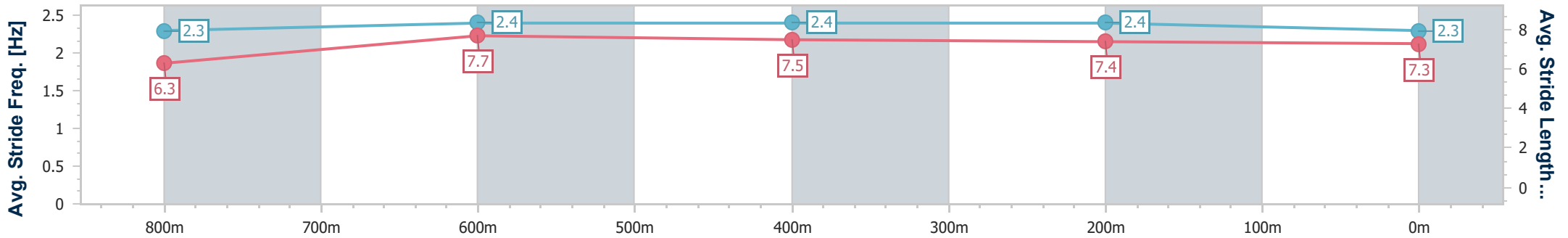
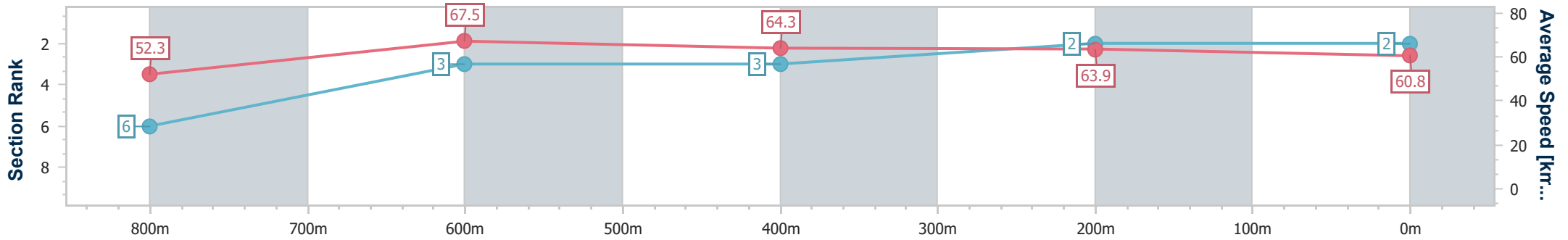
Race 1: RESI HOMES PTY LTD Maiden Plate - 1000m

31 March 2024 - 12:40

Track Rating: Synthetic, Weather: Overcast, Rail Position: True



Section	Overall	800m	600m	400m	200m
Section Times	0:58.93 [2] (0:13.74)	0:45.19 [6] (0:10.77)	0:34.42 [3] (0:11.26)	0:23.16 [3] (0:11.29)	0:11.87 [2] (0:11.87)
Average Speed [km/h]	52.3	67.5	64.3	63.9	60.8
Top Speed [km/h]	67.2	68.5	66.2	65.0	63.1
Avg. Dist. to Rail [m]	4.1	0.9	1.5	3.5	4.5
Avg. Stride Freq. [Hz]	2.3	2.4	2.4	2.4	2.3
Avg. Stride Length [m]	6.3	7.7	7.5	7.4	7.3



- [] Ranking at each section and finish
- .-.- No data available at this section
- NA No data available



Horse/Jockey Name	Overtern
Final Rank	3
Fastest Section Time (Section)	0:10.92 (800m)
Top Speed [km/h] (Section)	69.1 (Overall)
Race State	Finished



Sunshine Coast Poly Track QLD Professional

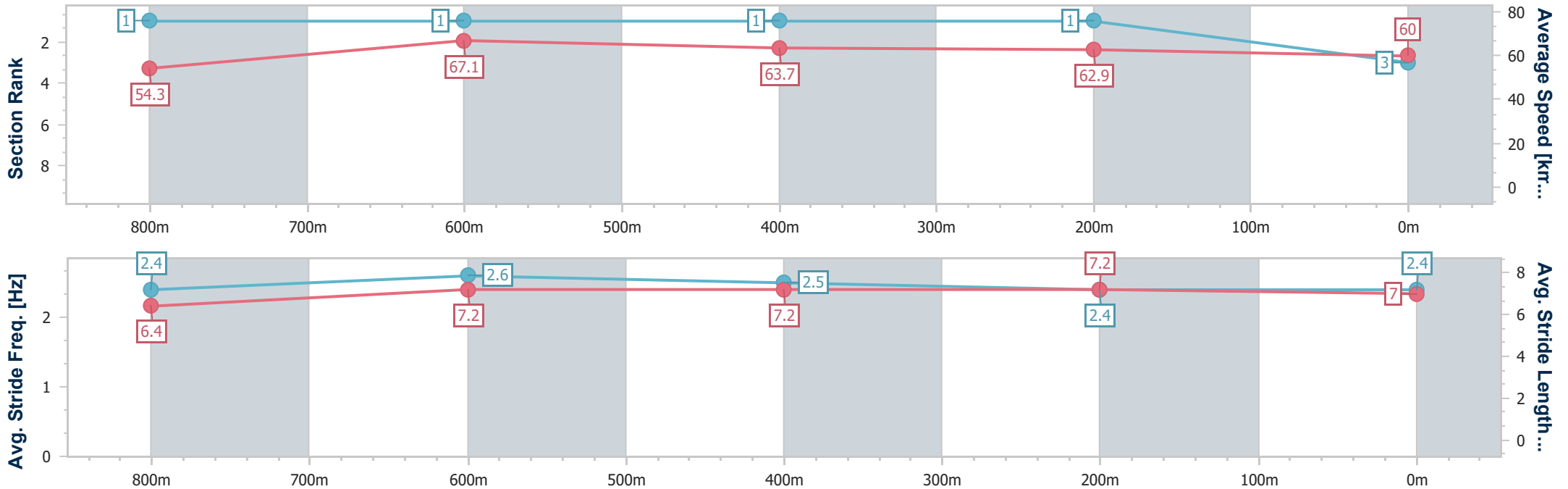
Race 1: RESI HOMES PTY LTD Maiden Plate - 1000m

31 March 2024 - 12:40



Track Rating: Synthetic, Weather: Overcast, Rail Position: True

Section	Overall	800m	600m	400m	200m
Section Times	0:59.02 [3] (0:13.33)	0:45.69 [1] (0:10.92)	0:34.77 [1] (0:11.35)	0:23.42 [1] (0:11.45)	0:11.97 [1] (0:11.97)
Average Speed [km/h]	54.3	67.1	63.7	62.9	60.0
Top Speed [km/h]	69.1	68.7	65.5	63.6	62.6
Avg. Dist. to Rail [m]	7.6	2.8	0.7	2.1	2.5
Avg. Stride Freq. [Hz]	2.4	2.6	2.5	2.4	2.4
Avg. Stride Length [m]	6.4	7.2	7.2	7.2	7.0



- [] Ranking at each section and finish
- .-.- No data available at this section
- NA No data available



Horse/Jockey Name	Crypto King
Final Rank	4
Fastest Section Time (Section)	0:11.12 (800m)
Top Speed [km/h] (Section)	68.1 (Overall)
Race State	Finished



Sunshine Coast Poly Track QLD Professional

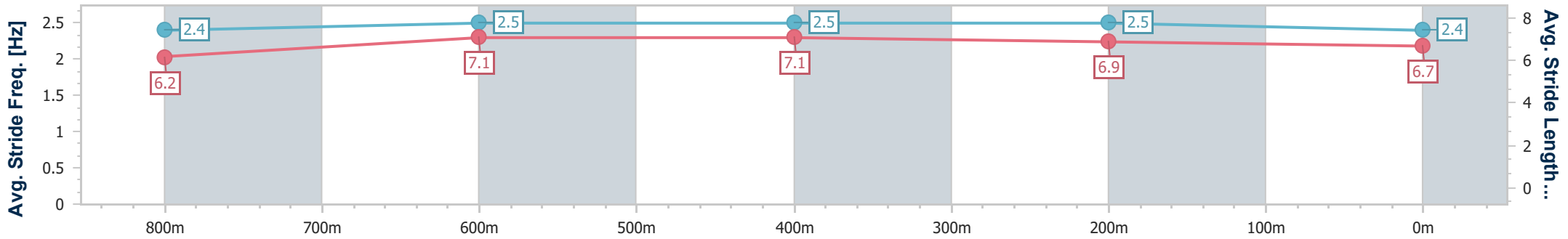
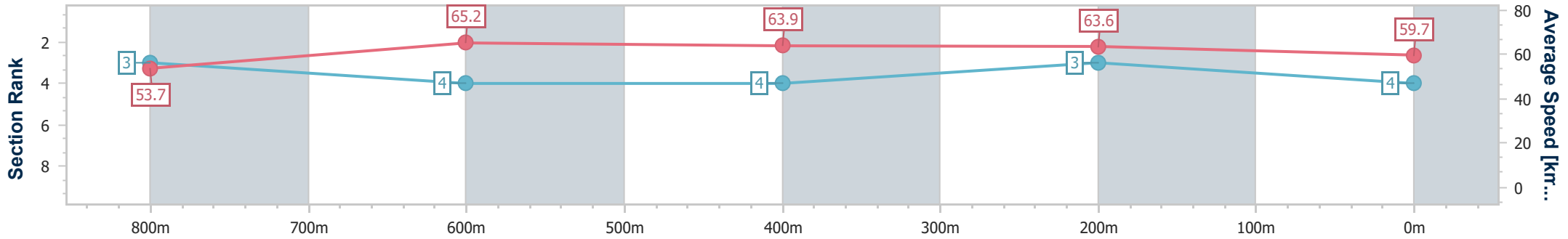
Race 1: RESI HOMES PTY LTD Maiden Plate - 1000m

31 March 2024 - 12:40



Track Rating: Synthetic, Weather: Overcast, Rail Position: True

Section	Overall	800m	600m	400m	200m
Section Times	0:59.14 [4] (0:13.46)	0:45.68 [3] (0:11.12)	0:34.56 [4] (0:11.26)	0:23.30 [4] (0:11.28)	0:12.02 [3] (0:12.02)
Average Speed [km/h]	53.7	65.2	63.9	63.6	59.7
Top Speed [km/h]	68.1	67.9	64.4	65.0	62.5
Avg. Dist. to Rail [m]	2.0	1.2	0.5	0.3	0.2
Avg. Stride Freq. [Hz]	2.4	2.5	2.5	2.5	2.4
Avg. Stride Length [m]	6.2	7.1	7.1	6.9	6.7



- [] Ranking at each section and finish
- .-.- No data available at this section
- NA No data available



Horse/Jockey Name	Poweralong
Final Rank	5
Fastest Section Time (Section)	0:10.95 (800m)
Top Speed [km/h] (Section)	68.5 (800m)
Race State	Finished



Sunshine Coast Poly Track QLD Professional

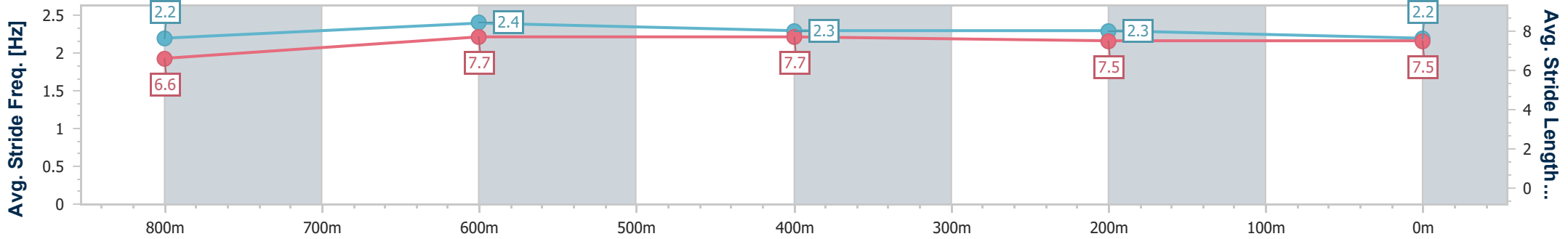
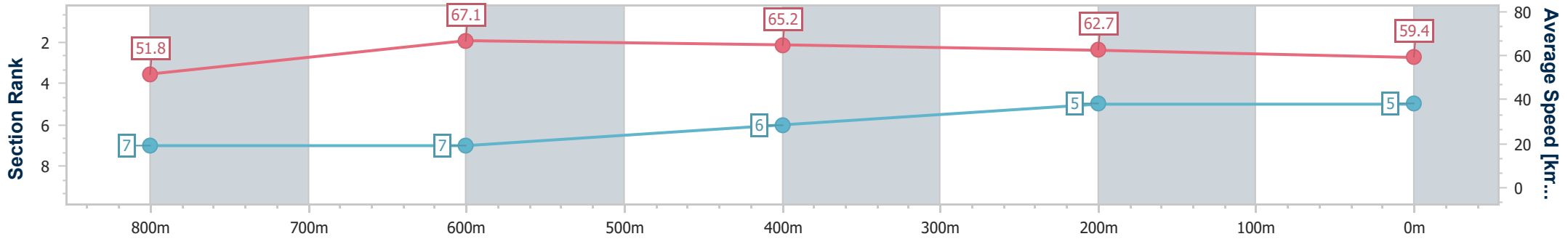
Race 1: RESI HOMES PTY LTD Maiden Plate - 1000m

31 March 2024 - 12:40



Track Rating: Synthetic, Weather: Overcast, Rail Position: True

Section	Overall	800m	600m	400m	200m
Section Times	0:59.61 [5] (0:13.91)	0:45.70 [7] (0:10.95)	0:34.75 [7] (0:11.23)	0:23.52 [6] (0:11.47)	0:12.05 [5] (0:12.05)
Average Speed [km/h]	51.8	67.1	65.2	62.7	59.4
Top Speed [km/h]	67.6	68.5	67.9	63.4	62.1
Avg. Dist. to Rail [m]	5.2	3.0	2.2	5.5	6.7
Avg. Stride Freq. [Hz]	2.2	2.4	2.3	2.3	2.2
Avg. Stride Length [m]	6.6	7.7	7.7	7.5	7.5



- [] Ranking at each section and finish
- .-.- No data available at this section
- NA No data available



Horse/Jockey Name	Panther Power
Final Rank	6
Fastest Section Time (Section)	0:10.82 (800m)
Top Speed [km/h] (Section)	69.6 (800m)
Race State	Finished



Sunshine Coast Poly Track QLD Professional

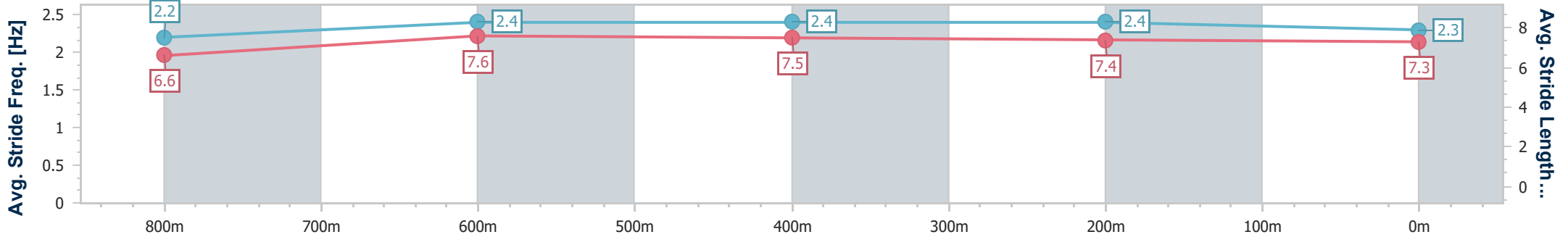
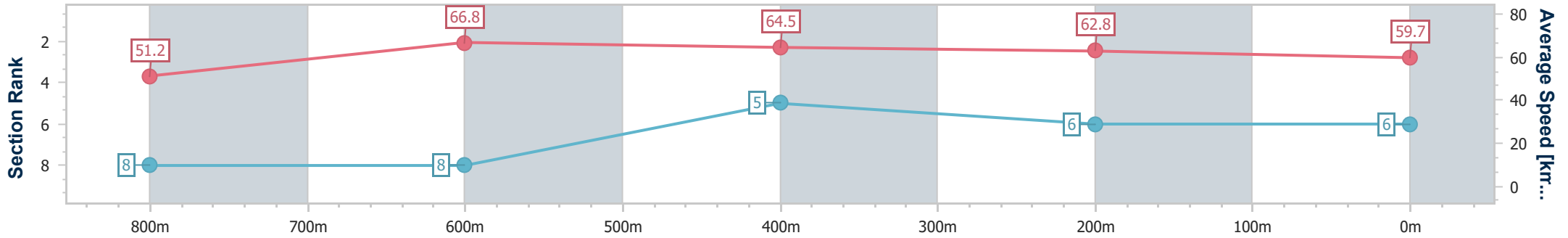
Race 1: RESI HOMES PTY LTD Maiden Plate - 1000m

31 March 2024 - 12:40



Track Rating: Synthetic, Weather: Overcast, Rail Position: True

Section	Overall	800m	600m	400m	200m
Section Times	0:59.64 [6] (0:14.07)	0:45.57 [8] (0:10.82)	0:34.75 [8] (0:11.19)	0:23.56 [5] (0:11.48)	0:12.08 [6] (0:12.08)
Average Speed [km/h]	51.2	66.8	64.5	62.8	59.7
Top Speed [km/h]	67.8	69.6	67.3	64.2	61.3
Avg. Dist. to Rail [m]	3.7	0.5	0.8	4.7	5.3
Avg. Stride Freq. [Hz]	2.2	2.4	2.4	2.4	2.3
Avg. Stride Length [m]	6.6	7.6	7.5	7.4	7.3



- [] Ranking at each section and finish
- .-.- No data available at this section
- NA No data available



Horse/Jockey Name	Dare I Say
Final Rank	7
Fastest Section Time (Section)	0:11.05 (800m)
Top Speed [km/h] (Section)	67.6 (800m)
Race State	Finished



Sunshine Coast Poly Track QLD Professional

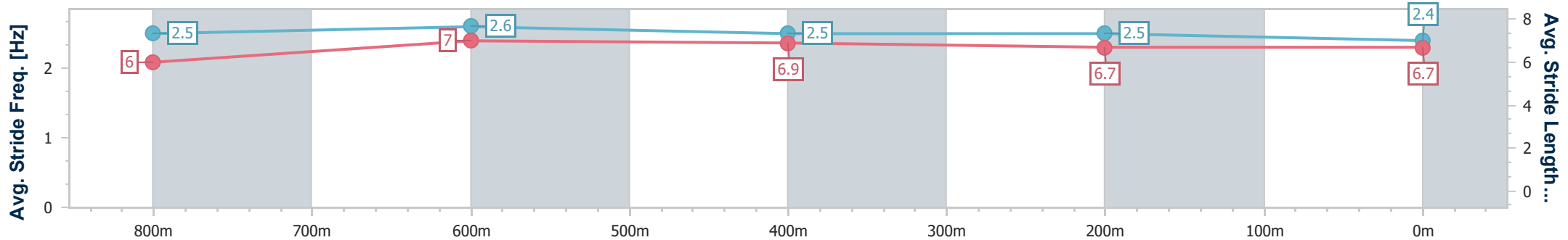
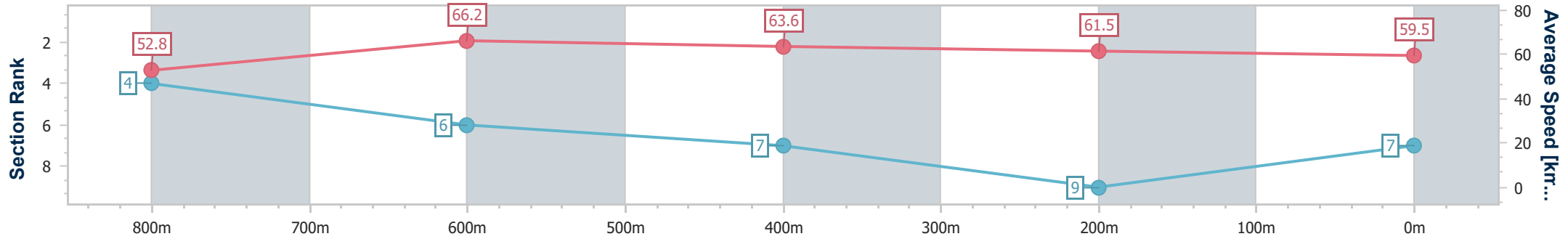
Race 1: RESI HOMES PTY LTD Maiden Plate - 1000m

31 March 2024 - 12:40



Track Rating: Synthetic, Weather: Overcast, Rail Position: True

Section	Overall	800m	600m	400m	200m
Section Times	0:59.87 [7] (0:13.69)	0:46.18 [4] (0:11.05)	0:35.13 [6] (0:11.39)	0:23.74 [7] (0:11.69)	0:12.05 [9] (0:12.05)
Average Speed [km/h]	52.8	66.2	63.6	61.5	59.5
Top Speed [km/h]	66.4	67.6	64.8	62.7	61.7
Avg. Dist. to Rail [m]	6.7	2.6	0.8	6.4	8.2
Avg. Stride Freq. [Hz]	2.5	2.6	2.5	2.5	2.4
Avg. Stride Length [m]	6.0	7.0	6.9	6.7	6.7



- [] Ranking at each section and finish
- .-.- No data available at this section
- NA No data available



Horse/Jockey Name	Mummification
Final Rank	8
Fastest Section Time (Section)	0:10.92 (800m)
Top Speed [km/h] (Section)	69.2 (800m)
Race State	Finished



Sunshine Coast Poly Track QLD Professional

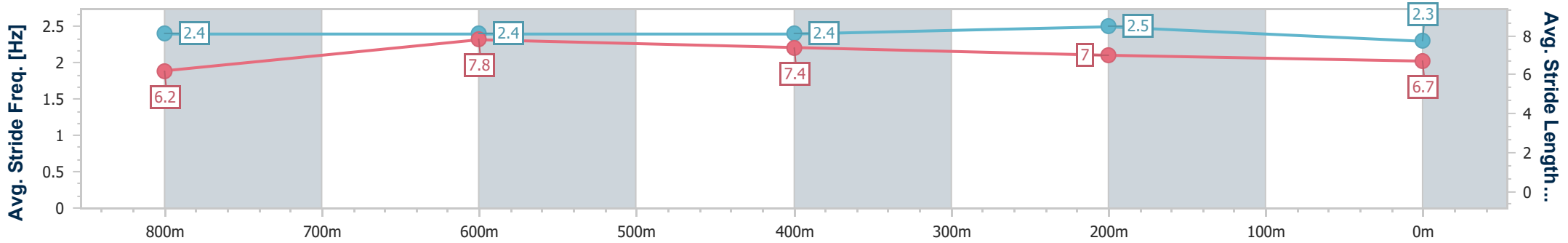
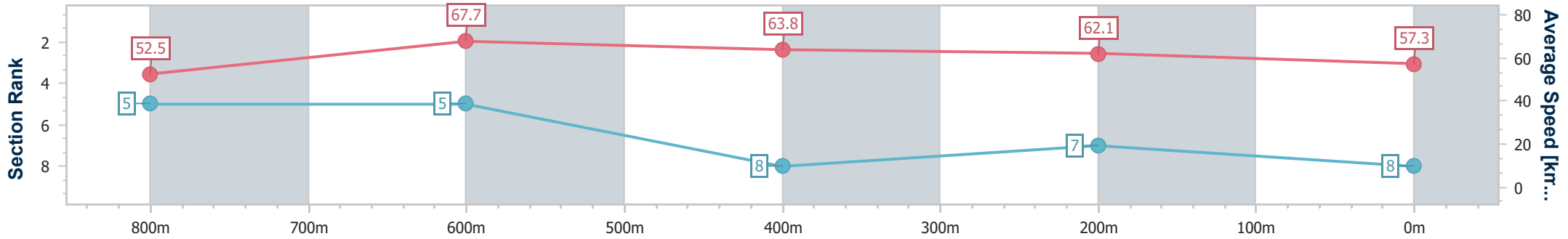
Race 1: RESI HOMES PTY LTD Maiden Plate - 1000m

31 March 2024 - 12:40



Track Rating: Synthetic, Weather: Overcast, Rail Position: True

Section	Overall	800m	600m	400m	200m
Section Times	1:00.34 [8] (0:13.73)	0:46.61 [5] (0:10.92)	0:35.69 [5] (0:11.56)	0:24.13 [8] (0:11.58)	0:12.55 [7] (0:12.55)
Average Speed [km/h]	52.5	67.7	63.8	62.1	57.3
Top Speed [km/h]	69.0	69.2	66.8	63.4	59.9
Avg. Dist. to Rail [m]	8.3	3.8	3.6	7.6	9.3
Avg. Stride Freq. [Hz]	2.4	2.4	2.4	2.5	2.3
Avg. Stride Length [m]	6.2	7.8	7.4	7.0	6.7



- [] Ranking at each section and finish
- .-.- No data available at this section
- NA No data available



Horse/Jockey Name	Shoot The Boss
Final Rank	9
Fastest Section Time (Section)	0:10.89 (800m)
Top Speed [km/h] (Section)	68.1 (Overall)
Race State	Finished



Sunshine Coast Poly Track QLD Professional

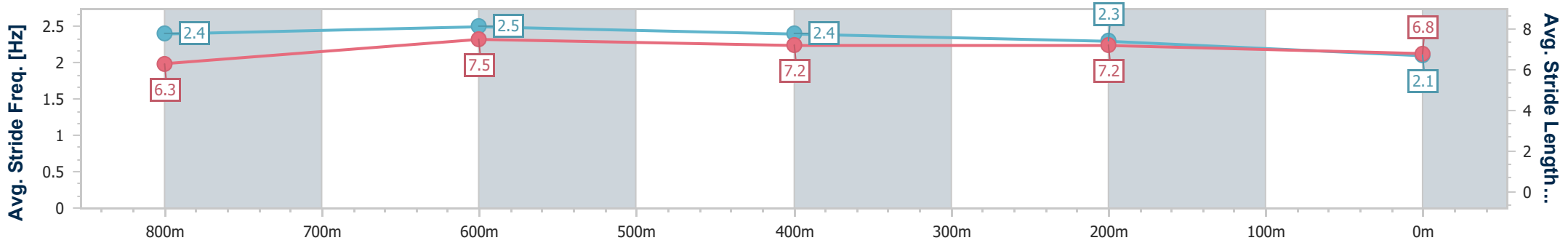
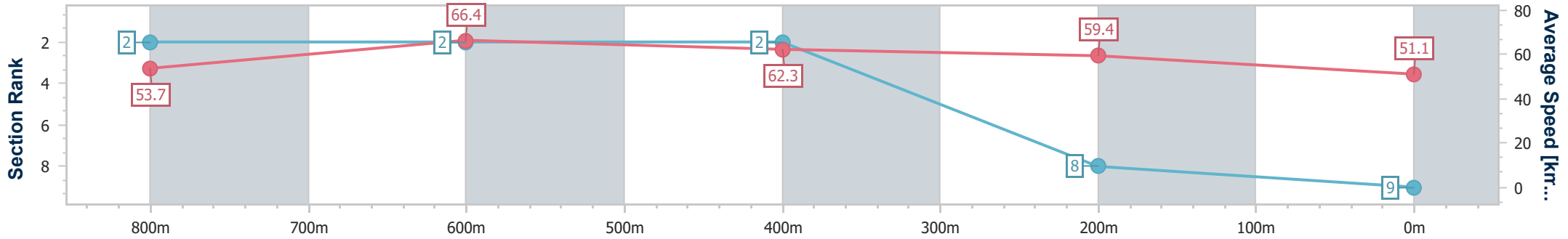
Race 1: RESI HOMES PTY LTD Maiden Plate - 1000m

31 March 2024 - 12:40

Track Rating: Synthetic, Weather: Overcast, Rail Position: True



Section	Overall	800m	600m	400m	200m
Section Times	1:01.80 [9] (0:13.44)	0:48.36 [2] (0:10.89)	0:37.47 [2] (0:11.34)	0:26.13 [2] (0:12.14)	0:13.99 [8] (0:13.99)
Average Speed [km/h]	53.7	66.4	62.3	59.4	51.1
Top Speed [km/h]	68.1	67.2	64.4	61.1	56.9
Avg. Dist. to Rail [m]	3.6	1.7	2.6	0.4	0.2
Avg. Stride Freq. [Hz]	2.4	2.5	2.4	2.3	2.1
Avg. Stride Length [m]	6.3	7.5	7.2	7.2	6.8



- [] Ranking at each section and finish
- .-.- No data available at this section
- NA No data available



Sunshine Coast Poly Track QLD Professional

Race 2: JACK BRUCE RACING Class 1 Handicap - 1600m

31 March 2024 - 13:17



Track Rating: Synthetic, Weather: Overcast, Rail Position: True

Section		Overall	1400m	1200m	1000m	800m	600m	400m	Last 600m				
Field Times		1:37.23 (0:13.58)	1:23.65 (0:11.37)	1:12.28 (0:11.67)	1:00.61 (0:11.89)	0:48.72 (0:12.26)	0:36.46 (0:12.18)	0:24.28 (0:11.85)	0:36.46				
Rank	TAB Horse/Jockey	Barrier	Top Speed [km/h]	Fastest Section									Distance Travelled [m]
1	1 MOSZUR Cody Collis	1	64.0	0:11.46	1:37.23 [1] (0:14.06)	1:23.17 [6] (0:11.46)	1:11.71 [6] (0:11.64)	1:00.07 [5] (0:11.79)	0:48.28 [5] (0:12.01)	0:36.27 [3] (0:11.99)	0:24.28 [1] (0:11.85)	0:36.27	
2	5 ELLE MAGIC Michael Cahill	5	65.0	0:11.40	1:37.39 [2] (0:13.80)	1:23.59 [3] (0:11.40)	1:12.19 [4] (0:11.85)	1:00.34 [4] (0:11.88)	0:48.46 [4] (0:12.10)	0:36.36 [4] (0:12.12)	0:24.24 [4] (0:11.86)	0:36.36	-11
3	7 KASEAR Justin Stanley	7	63.5	0:11.49	1:37.63 [3] (0:13.91)	1:23.72 [4] (0:11.49)	1:12.23 [5] (0:11.84)	1:00.39 [6] (0:11.95)	0:48.44 [6] (0:12.03)	0:36.41 [6] (0:11.97)	0:24.44 [5] (0:11.95)	0:36.41	-3
4	2 CAPITEEL Boris Thornton	2	65.8	0:11.20	1:37.74 [4] (0:13.92)	1:23.82 [5] (0:11.20)	1:12.62 [3] (0:11.61)	1:01.01 [2] (0:11.90)	0:49.11 [2] (0:12.26)	0:36.85 [2] (0:12.12)	0:24.73 [3] (0:12.09)	0:36.85	-2
5	9 CLEARY ADONIS Micheal Hellyer	9	64.5	0:11.46	1:37.97 [5] (0:14.17)	1:23.80 [7] (0:11.46)	1:12.34 [7] (0:11.74)	1:00.60 [7] (0:11.95)	0:48.65 [7] (0:12.04)	0:36.61 [8] (0:12.08)	0:24.53 [7] (0:12.08)	0:36.61	-8
6	8 LYNCHED Morgan Butler	8	64.1	0:11.54	1:38.05 [6] (0:14.30)	1:23.75 [8] (0:11.54)	1:12.21 [8] (0:11.61)	1:00.60 [8] (0:12.02)	0:48.58 [8] (0:11.88)	0:36.70 [7] (0:12.08)	0:24.62 [6] (0:12.06)	0:36.70	-6
7	6 STREET FIGHTER Anthony Allen	6	67.0	0:11.37	1:38.21 [7] (0:13.58)	1:24.63 [1] (0:11.37)	1:13.26 [1] (0:11.67)	1:01.59 [1] (0:11.89)	0:49.70 [1] (0:12.26)	0:37.44 [1] (0:12.21)	0:25.23 [2] (0:12.19)	0:37.44	-13
8	4 BLUE SWIMMER Dale Smith	4	65.4	0:11.35	1:39.92 [8] (0:13.72)	1:26.20 [2] (0:11.35)	1:14.85 [2] (0:11.88)	1:02.97 [3] (0:11.95)	0:51.02 [3] (0:12.32)	0:38.70 [5] (0:12.34)	0:26.36 [8] (0:12.45)	0:38.70	-4

Scratched: Awesome Moon (#3)

[] Ranking at each section and finish
 -:-:- No data available at this section
 NA No data available

SCN Saddle cloth number
 DNF Did not finish
 DNT Did not track



Sunshine Coast Poly Track QLD Professional
 Race 2: JACK BRUCE RACING Class 1 Handicap - 1600m
 31 March 2024 - 13:17



Track Rating: Synthetic, Weather: Overcast, Rail Position: True

Section							200m			Last 600m
Field Times							0:12.43			0:36.46
						(0:12.43)				
Rank	TAB	Horse/Jockey	Barrier	Top Speed [km/h]	Fastest Section	Margin				Distance Travelled [m]
1	1	MOSZUR Cody Collis	1	64.0	0:11.46 Overall 1400m	0:12.43 [1] (0:12.43)	1:37.23		0:36.27	
2	5	ELLE MAGIC Michael Cahill	5	65.0	0:11.40 1400m	0:12.38 [2] (0:12.38)	0.8L		0:36.36	-11
3	7	KASEAR Justin Stanley	7	63.5	0:11.49 1400m	0:12.49 [4] (0:12.49)	2.1L		0:36.41	-3
4	2	CAPITEEL Boris Thornton	2	65.8	0:11.20 1400m	0:12.64 [3] (0:12.64)	2.6L		0:36.85	-2
5	9	CLEARY ADONIS Micheal Hellyer	9	64.5	0:11.46 1400m	0:12.45 [7] (0:12.45)	3.9L		0:36.61	-8
6	8	LYNCHED Morgan Butler	8	64.1	0:11.54 1400m	0:12.56 [6] (0:12.56)	4.2L		0:36.70	-6
7	6	STREET FIGHTER Anthony Allen	6	67.0	0:11.37 Overall 1400m	0:13.04 [5] (0:13.04)	5L		0:37.44	-13
8	4	BLUE SWIMMER Dale Smith	4	65.4	0:11.35 Overall 1400m	0:13.91 [8] (0:13.91)	15L		0:38.70	-4

Scratched: Awesome Moon (#3)

[] Ranking at each section and finish
 -:-:- No data available at this section
 NA No data available

SCN Saddle cloth number
 DNF Did not finish
 DNT Did not track



Horse/Jockey Name	Mozsur
Final Rank	1
Fastest Section Time (Section)	0:11.46 (1400m)
Top Speed [km/h] (Section)	64.0 (Overall)
Race State	Finished



Sunshine Coast Poly Track QLD Professional

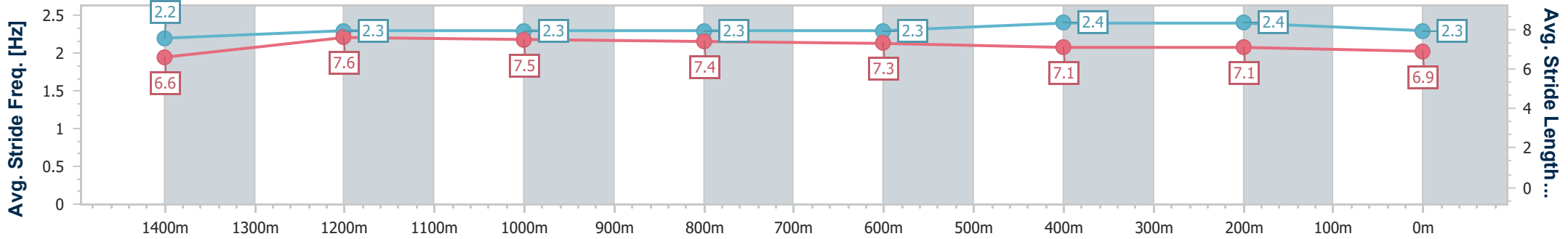
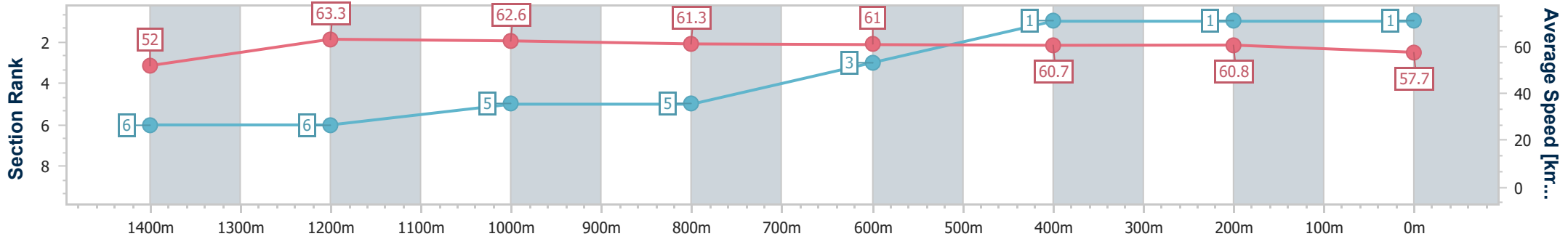
Race 2: JACK BRUCE RACING Class 1 Handicap - 1600m



31 March 2024 - 13:17

Track Rating: Synthetic, Weather: Overcast, Rail Position: True

Section	Overall	1400m	1200m	1000m	800m	600m	400m	200m
Section Times	1:37.23 [1] (0:14.06)	1:23.17 [6] (0:11.46)	1:11.71 [6] (0:11.64)	1:00.07 [5] (0:11.79)	0:48.28 [5] (0:12.01)	0:36.27 [3] (0:11.99)	0:24.28 [1] (0:11.85)	0:12.43 [1] (0:12.43)
Average Speed [km/h]	52.0	63.3	62.6	61.3	61.0	60.7	60.8	57.7
Top Speed [km/h]	64.0	64.0	63.3	62.2	62.0	61.4	61.3	60.2
Avg. Dist. to Rail [m]	6.3	3.7	4.0	4.4	2.6	1.8	3.3	2.2
Avg. Stride Freq. [Hz]	2.2	2.3	2.3	2.3	2.3	2.4	2.4	2.3
Avg. Stride Length [m]	6.6	7.6	7.5	7.4	7.3	7.1	7.1	6.9



- [] Ranking at each section and finish
- .-.- No data available at this section
- NA No data available



Horse/Jockey Name	Elle Magic
Final Rank	2
Fastest Section Time (Section)	0:11.40 (1400m)
Top Speed [km/h] (Section)	65.0 (1400m)
Race State	Finished



Sunshine Coast Poly Track QLD Professional

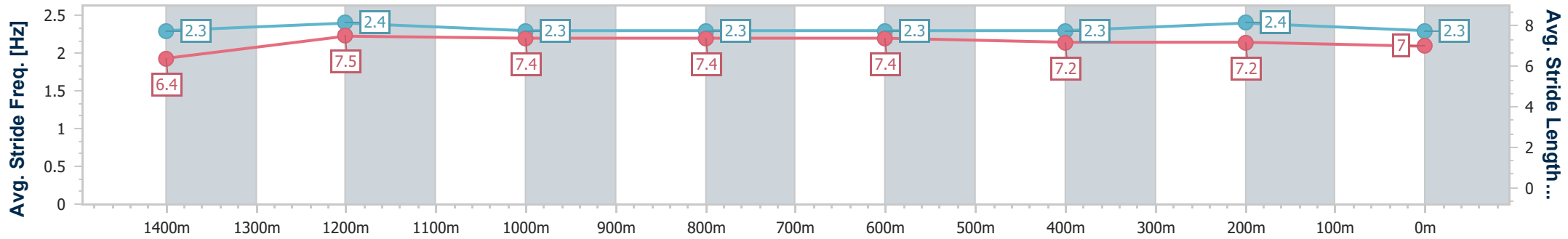
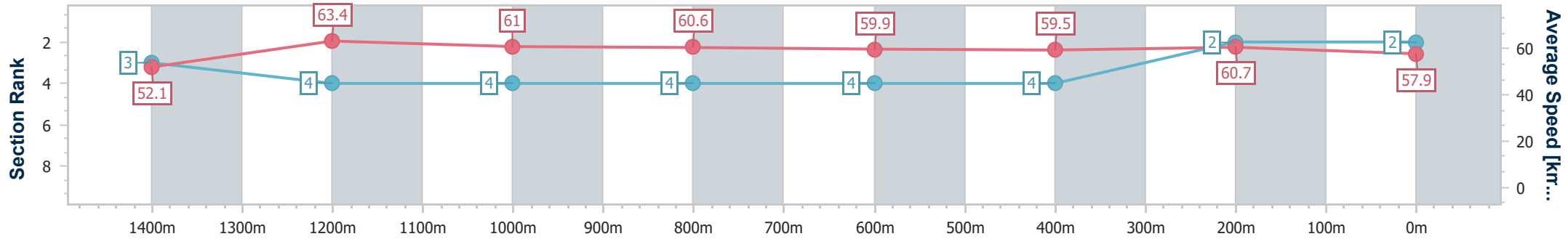
Race 2: JACK BRUCE RACING Class 1 Handicap - 1600m



31 March 2024 - 13:17

Track Rating: Synthetic, Weather: Overcast, Rail Position: True

Section	Overall	1400m	1200m	1000m	800m	600m	400m	200m
Section Times	1:37.39 [2] (0:13.80)	1:23.59 [3] (0:11.40)	1:12.19 [4] (0:11.85)	1:00.34 [4] (0:11.88)	0:48.46 [4] (0:12.10)	0:36.36 [4] (0:12.12)	0:24.24 [4] (0:11.86)	0:12.38 [2] (0:12.38)
Average Speed [km/h]	52.1	63.4	61.0	60.6	59.9	59.5	60.7	57.9
Top Speed [km/h]	63.4	65.0	62.7	61.2	60.8	60.1	61.7	60.2
Avg. Dist. to Rail [m]	1.7	0.7	2.0	2.2	1.2	0.2	0.4	0.6
Avg. Stride Freq. [Hz]	2.3	2.4	2.3	2.3	2.3	2.3	2.4	2.3
Avg. Stride Length [m]	6.4	7.5	7.4	7.4	7.4	7.2	7.2	7.0



- [] Ranking at each section and finish
- .-.- No data available at this section
- NA No data available



Horse/Jockey Name	Kasear
Final Rank	3
Fastest Section Time (Section)	0:11.49 (1400m)
Top Speed [km/h] (Section)	63.5 (1400m)
Race State	Finished



Sunshine Coast Poly Track QLD Professional

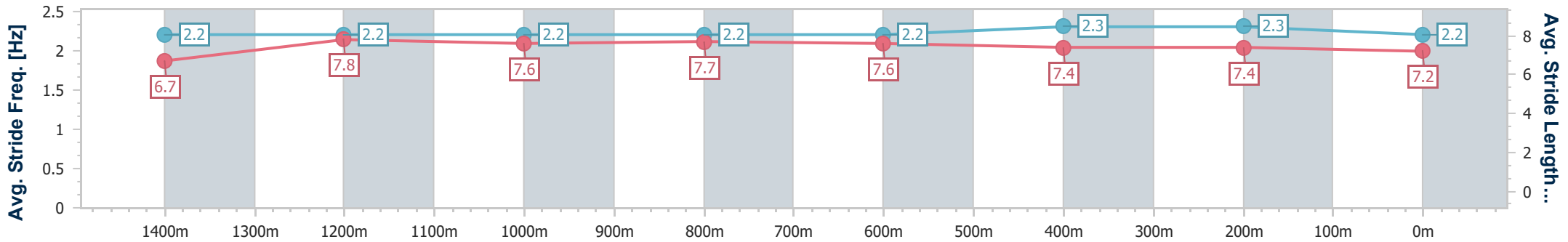
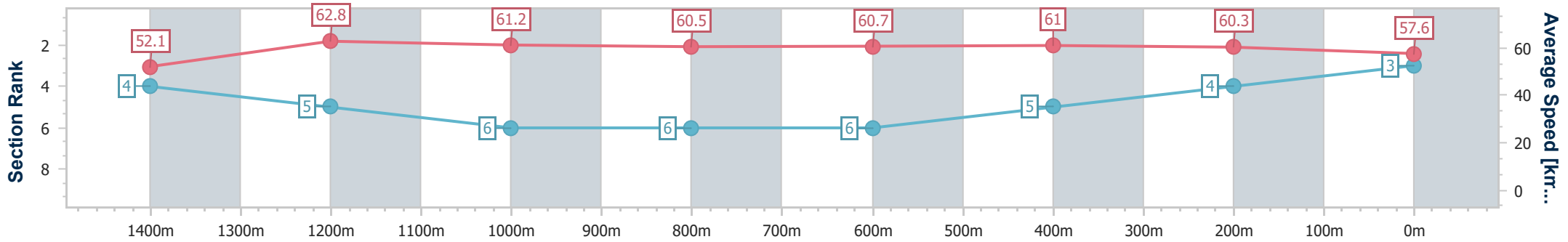
Race 2: JACK BRUCE RACING Class 1 Handicap - 1600m



31 March 2024 - 13:17

Track Rating: Synthetic, Weather: Overcast, Rail Position: True

Section	Overall	1400m	1200m	1000m	800m	600m	400m	200m
Section Times	1:37.63 [3] (0:13.91)	1:23.72 [4] (0:11.49)	1:12.23 [5] (0:11.84)	1:00.39 [6] (0:11.95)	0:48.44 [6] (0:12.03)	0:36.41 [6] (0:11.97)	0:24.44 [5] (0:11.95)	0:12.49 [4] (0:12.49)
Average Speed [km/h]	52.1	62.8	61.2	60.5	60.7	61.0	60.3	57.6
Top Speed [km/h]	63.0	63.5	62.6	61.7	61.1	61.9	61.1	59.1
Avg. Dist. to Rail [m]	4.2	1.3	2.6	3.2	2.1	2.5	4.6	5.6
Avg. Stride Freq. [Hz]	2.2	2.2	2.2	2.2	2.2	2.3	2.3	2.2
Avg. Stride Length [m]	6.7	7.8	7.6	7.7	7.6	7.4	7.4	7.2



- [] Ranking at each section and finish
- .-.- No data available at this section
- NA No data available



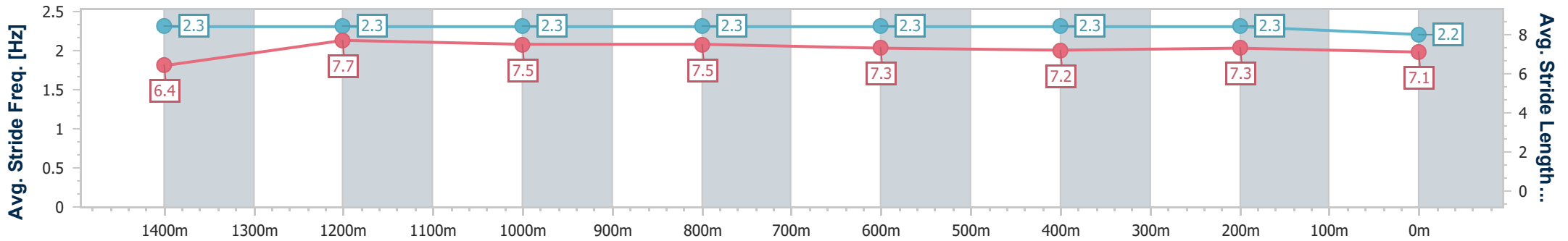
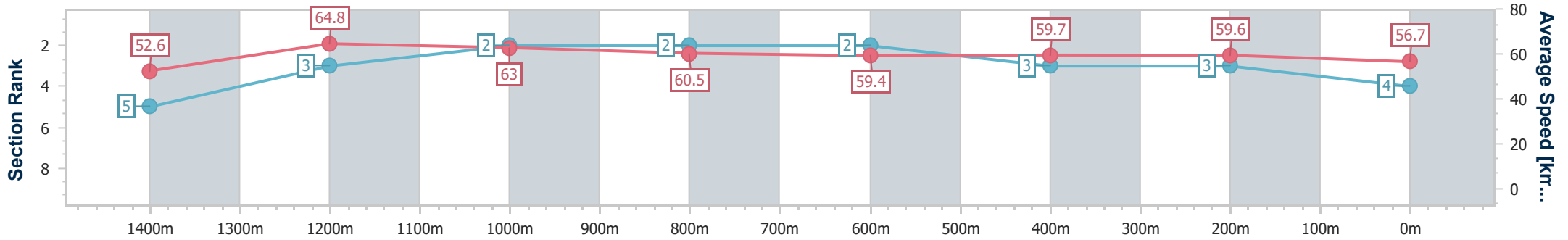
Horse/Jockey Name	Capiteel
Final Rank	4
Fastest Section Time (Section)	0:11.20 (1400m)
Top Speed [km/h] (Section)	65.8 (1400m)
Race State	Finished



Sunshine Coast Poly Track QLD Professional
 Race 2: JACK BRUCE RACING Class 1 Handicap - 1600m
 31 March 2024 - 13:17
 Track Rating: Synthetic, Weather: Overcast, Rail Position: True



Section	Overall	1400m	1200m	1000m	800m	600m	400m	200m
Section Times	1:37.74 [4] (0:13.92)	1:23.82 [5] (0:11.20)	1:12.62 [3] (0:11.61)	1:01.01 [2] (0:11.90)	0:49.11 [2] (0:12.26)	0:36.85 [2] (0:12.12)	0:24.73 [3] (0:12.09)	0:12.64 [3] (0:12.64)
Average Speed [km/h]	52.6	64.8	63.0	60.5	59.4	59.7	59.6	56.7
Top Speed [km/h]	64.6	65.8	64.9	61.4	60.1	60.6	60.7	58.8
Avg. Dist. to Rail [m]	7.3	4.0	3.8	2.7	1.5	1.2	3.2	3.4
Avg. Stride Freq. [Hz]	2.3	2.3	2.3	2.3	2.3	2.3	2.3	2.2
Avg. Stride Length [m]	6.4	7.7	7.5	7.5	7.3	7.2	7.3	7.1



- [] Ranking at each section and finish
- .-.- No data available at this section
- NA No data available



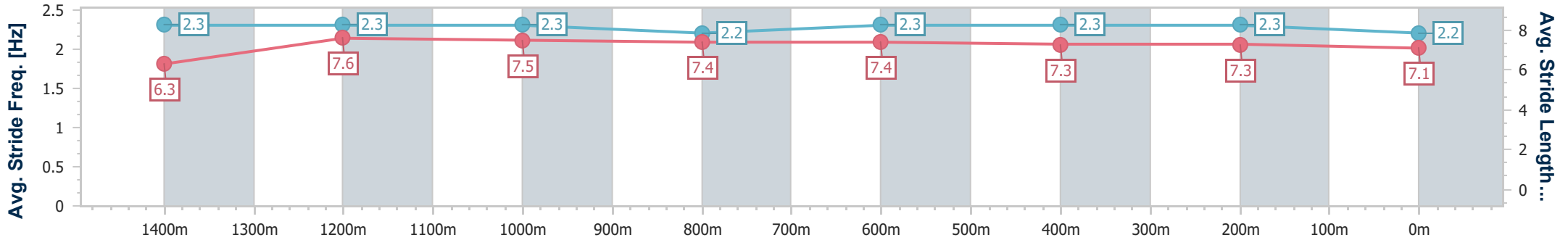
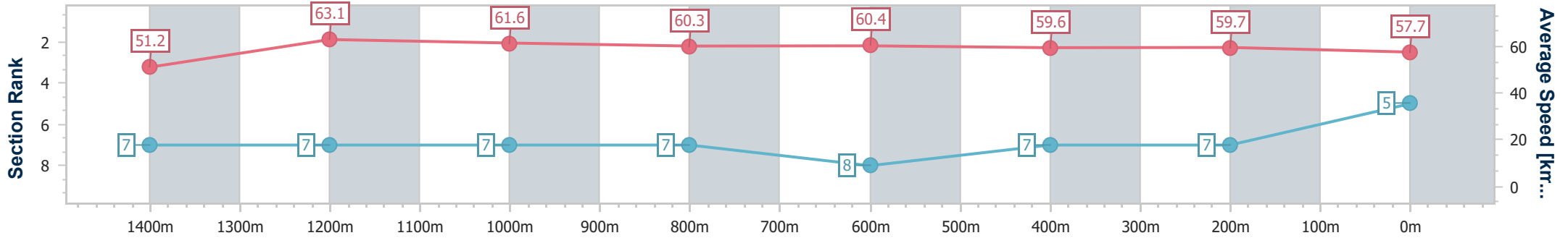
Horse/Jockey Name	Cleary Adonis
Final Rank	5
Fastest Section Time (Section)	0:11.46 (1400m)
Top Speed [km/h] (Section)	64.5 (1400m)
Race State	Finished



Sunshine Coast Poly Track QLD Professional
 Race 2: JACK BRUCE RACING Class 1 Handicap - 1600m
 31 March 2024 - 13:17
 Track Rating: Synthetic, Weather: Overcast, Rail Position: True



Section	Overall	1400m	1200m	1000m	800m	600m	400m	200m
Section Times	1:37.97 [5] (0:14.17)	1:23.80 [7] (0:11.46)	1:12.34 [7] (0:11.74)	1:00.60 [7] (0:11.95)	0:48.65 [7] (0:12.04)	0:36.61 [8] (0:12.08)	0:24.53 [7] (0:12.08)	0:12.45 [7] (0:12.45)
Average Speed [km/h]	51.2	63.1	61.6	60.3	60.4	59.6	59.7	57.7
Top Speed [km/h]	64.2	64.5	62.9	61.5	60.9	60.7	60.5	58.9
Avg. Dist. to Rail [m]	3.4	1.8	1.5	1.8	1.2	0.4	2.4	3.9
Avg. Stride Freq. [Hz]	2.3	2.3	2.3	2.2	2.3	2.3	2.3	2.2
Avg. Stride Length [m]	6.3	7.6	7.5	7.4	7.4	7.3	7.3	7.1



- [] Ranking at each section and finish
- .-.- No data available at this section
- NA No data available



Horse/Jockey Name	Lynched
Final Rank	6
Fastest Section Time (Section)	0:11.54 (1400m)
Top Speed [km/h] (Section)	64.1 (1400m)
Race State	Finished



Sunshine Coast Poly Track QLD Professional

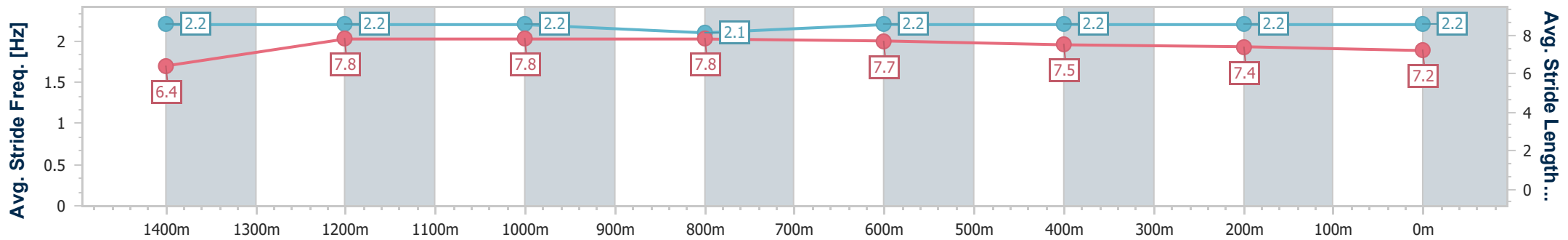
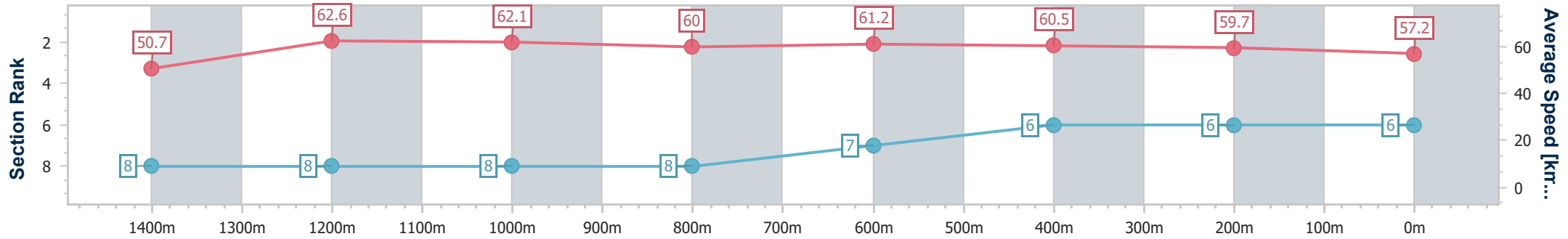
Race 2: JACK BRUCE RACING Class 1 Handicap - 1600m



31 March 2024 - 13:17

Track Rating: Synthetic, Weather: Overcast, Rail Position: True

Section	Overall	1400m	1200m	1000m	800m	600m	400m	200m
Section Times	1:38.05 [6] (0:14.30)	1:23.75 [8] (0:11.54)	1:12.21 [8] (0:11.61)	1:00.60 [8] (0:12.02)	0:48.58 [8] (0:11.88)	0:36.70 [7] (0:12.08)	0:24.62 [6] (0:12.06)	0:12.56 [6] (0:12.56)
Average Speed [km/h]	50.7	62.6	62.1	60.0	61.2	60.5	59.7	57.2
Top Speed [km/h]	62.3	64.1	63.8	61.6	62.4	61.5	60.8	58.4
Avg. Dist. to Rail [m]	3.8	1.6	1.4	1.7	1.7	2.1	5.2	5.4
Avg. Stride Freq. [Hz]	2.2	2.2	2.2	2.1	2.2	2.2	2.2	2.2
Avg. Stride Length [m]	6.4	7.8	7.8	7.8	7.7	7.5	7.4	7.2



- [] Ranking at each section and finish
- .-.- No data available at this section
- NA No data available



Horse/Jockey Name	Street Fighter
Final Rank	7
Fastest Section Time (Section)	0:11.37 (1400m)
Top Speed [km/h] (Section)	67.0 (Overall)
Race State	Finished



Sunshine Coast Poly Track QLD Professional

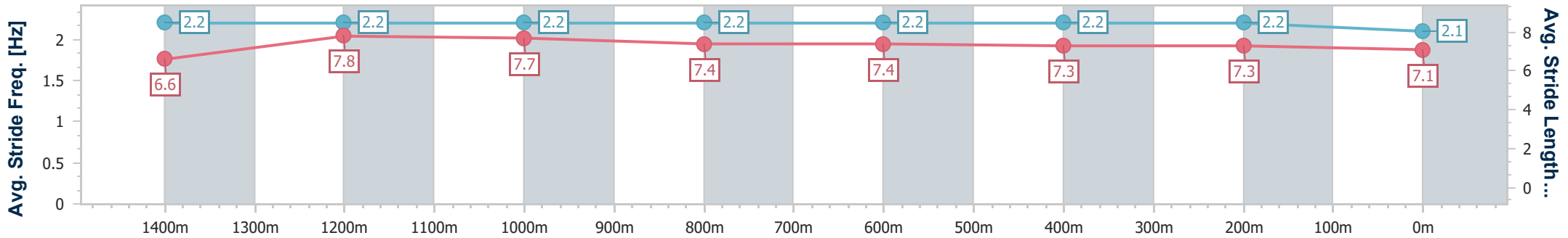
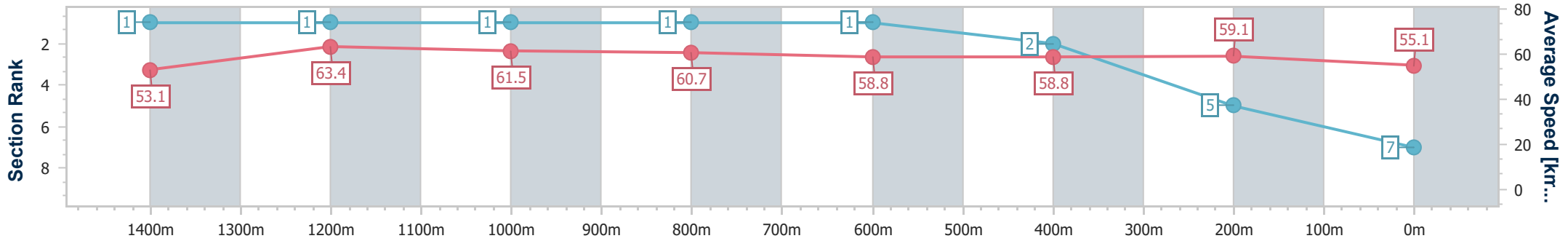
Race 2: JACK BRUCE RACING Class 1 Handicap - 1600m



31 March 2024 - 13:17

Track Rating: Synthetic, Weather: Overcast, Rail Position: True

Section	Overall	1400m	1200m	1000m	800m	600m	400m	200m
Section Times	1:38.21 [7] (0:13.58)	1:24.63 [1] (0:11.37)	1:13.26 [1] (0:11.67)	1:01.59 [1] (0:11.89)	0:49.70 [1] (0:12.26)	0:37.44 [1] (0:12.21)	0:25.23 [2] (0:12.19)	0:13.04 [5] (0:13.04)
Average Speed [km/h]	53.1	63.4	61.5	60.7	58.8	58.8	59.1	55.1
Top Speed [km/h]	67.0	65.2	62.6	62.0	59.6	59.8	60.6	57.4
Avg. Dist. to Rail [m]	3.4	0.4	0.5	1.6	0.8	0.6	1.0	1.8
Avg. Stride Freq. [Hz]	2.2	2.2	2.2	2.2	2.2	2.2	2.2	2.1
Avg. Stride Length [m]	6.6	7.8	7.7	7.4	7.4	7.3	7.3	7.1



- [] Ranking at each section and finish
- .-.- No data available at this section
- NA No data available



Horse/Jockey Name	Blue Swimmer
Final Rank	8
Fastest Section Time (Section)	0:11.35 (1400m)
Top Speed [km/h] (Section)	65.4 (Overall)
Race State	Finished



Sunshine Coast Poly Track QLD Professional

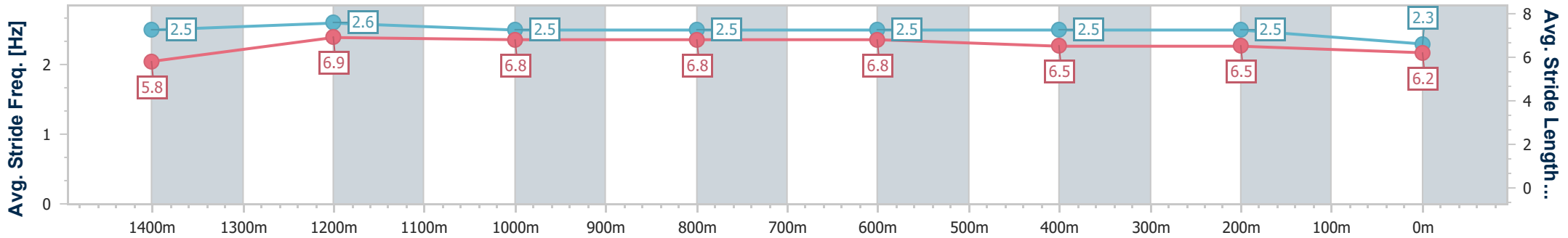
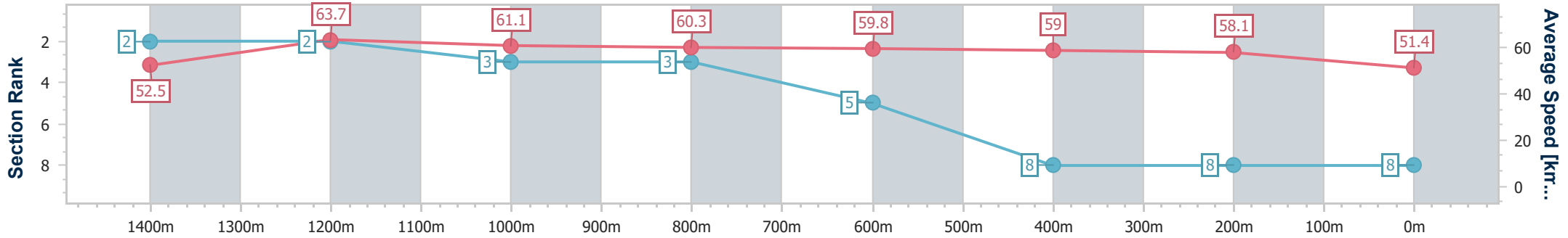
Race 2: JACK BRUCE RACING Class 1 Handicap - 1600m



31 March 2024 - 13:17

Track Rating: Synthetic, Weather: Overcast, Rail Position: True

Section	Overall	1400m	1200m	1000m	800m	600m	400m	200m
Section Times	1:39.92 [8] (0:13.72)	1:26.20 [2] (0:11.35)	1:14.85 [2] (0:11.88)	1:02.97 [3] (0:11.95)	0:51.02 [3] (0:12.32)	0:38.70 [5] (0:12.34)	0:26.36 [8] (0:12.45)	0:13.91 [8] (0:13.91)
Average Speed [km/h]	52.5	63.7	61.1	60.3	59.8	59.0	58.1	51.4
Top Speed [km/h]	65.4	64.8	63.5	61.3	60.9	60.5	59.1	57.0
Avg. Dist. to Rail [m]	1.9	2.3	2.9	3.1	2.9	2.1	4.0	3.1
Avg. Stride Freq. [Hz]	2.5	2.6	2.5	2.5	2.5	2.5	2.5	2.3
Avg. Stride Length [m]	5.8	6.9	6.8	6.8	6.8	6.5	6.5	6.2



- [] Ranking at each section and finish
- .-.- No data available at this section
- NA No data available



Sunshine Coast Poly Track QLD Professional

Race 3: DICKY BEACH SURF CLUB Maiden Plate - 1400m

31 March 2024 - 13:50



Track Rating: Synthetic, Weather: Overcast, Rail Position: True

Section		Field Times										Last 600m				
		Overall	1200m	1000m	800m	600m	400m						0:37.24			
		1:24.84 (0:13.28)	1:11.56 (0:11.36)	1:00.20 (0:11.19)	0:49.01 (0:11.77)	0:37.24 (0:12.18)	0:25.06 (0:12.49)									
Rank	TAB	Horse/Jockey	Barrier	Top Speed [km/h]	Fastest Section											Distance Travelled [m]
1	3	IOANE Cody Collis	3	68.2 1200m	0:11.10 1200m	1:24.84 [1] (0:13.78)	1:11.06 [9] (0:11.10)	0:59.96 [7] (0:11.34)	0:48.62 [6] (0:11.89)	0:36.73 [5] (0:12.08)	0:24.65 [2] (0:12.08)	0:36.73				
2	12	SUITE SECRET Nikita Beriman	12	66.7 1200m	0:11.25 1200m	1:25.12 [2] (0:13.68)	1:11.44 [7] (0:11.25)	1:00.19 [8] (0:11.38)	0:48.81 [7] (0:12.04)	0:36.77 [8] (0:12.27)	0:24.50 [9] (0:11.97)	0:36.77 +5				
3	1	CHIEF BY Jag Guthmann-Chester	1	68.3 Overall	0:11.24 1000m	1:25.92 [3] (0:13.28)	1:12.64 [1] (0:11.36)	1:01.28 [1] (0:11.24)	0:50.04 [2] (0:11.72)	0:38.32 [1] (0:12.18)	0:26.14 [1] (0:12.59)	0:38.32 -9				
4	10	BUBBLES 'N' SPEAK Micheal Hellyer	10	66.5 Overall	0:11.38 1200m	1:26.28 [4] (0:13.72)	1:12.56 [8] (0:11.38)	1:01.18 [9] (0:11.45)	0:49.73 [9] (0:11.83)	0:37.90 [9] (0:12.16)	0:25.74 [7] (0:12.55)	0:37.90 -8				
5	2	FAMILY BONDING Dale Smith	2	67.9 Overall	0:11.19 1200m	1:26.37 [5] (0:13.46)	1:12.91 [3] (0:11.19)	1:01.72 [2] (0:11.25)	0:50.47 [3] (0:12.05)	0:38.42 [3] (0:12.37)	0:26.05 [3] (0:12.54)	0:38.42 +3				
6	6	THE MERCHANT Minonette Kennedy	6	68.3 1200m	0:11.33 1200m	1:26.47 [6] (0:13.44)	1:13.03 [2] (0:11.33)	1:01.70 [3] (0:11.41)	0:50.29 [4] (0:11.92)	0:38.37 [4] (0:12.43)	0:25.94 [6] (0:12.63)	0:38.37 -1				
7	7	HIGH CURRENCY Trudy Thornton	7	66.8 1200m	0:11.36 1200m	1:26.56 [7] (0:13.46)	1:13.10 [4] (0:11.36)	1:01.74 [5] (0:11.38)	0:50.36 [5] (0:11.94)	0:38.42 [6] (0:12.23)	0:26.19 [4] (0:12.73)	0:38.42 -8				
8	5	RUMBLING AWAY Adam Sewell	5	68.1 1200m	0:11.04 1000m	1:26.58 [8] (0:13.68)	1:12.90 [6] (0:11.11)	1:01.79 [4] (0:11.04)	0:50.75 [1] (0:12.12)	0:38.63 [2] (0:12.48)	0:26.15 [5] (0:12.65)	0:38.63 +3				
9	9	SMASH IT MADDI Boris Thornton	9	66.8 Overall	0:11.35 1200m	1:27.25 [9] (0:13.49)	1:13.76 [5] (0:11.35)	1:02.41 [6] (0:11.47)	0:50.94 [8] (0:11.99)	0:38.95 [7] (0:12.32)	0:26.63 [8] (0:12.60)	0:38.95 +1				

Scratched: Friend In Need (#11), Peterman (#4), Love On Display (#8)



Sunshine Coast Poly Track QLD Professional
Race 3: DICKY BEACH SURF CLUB Maiden Plate - 1400m
31 March 2024 - 13:50



Track Rating: Synthetic, Weather: Overcast, Rail Position: True

Section							200m			Last 600m
Field Times							0:12.57			0:37.24
							(0:12.57)			
Rank	TAB	Horse/Jockey	Barrier	Top Speed [km/h]	Fastest Section	Margin			Distance Travelled [m]	
1	3	IOANE Cody Collis	3	68.2 1200m	0:11.10 1200m	0:12.57 [1] (0:12.57)	1:24.84		0:36.73	
2	12	SUITE SECRET Nikita Beriman	12	66.7 1200m	0:11.25 1200m	0:12.53 [3] (0:12.53)	1.5L		0:36.77 +5	
3	1	CHIEF BY Jag Guthmann-Chester	1	68.3 Overall	0:11.24 1000m	0:13.55 [2] (0:13.55)	6L		0:38.32 -9	
4	10	BUBBLES 'N' SPEAK Micheal Hellyer	10	66.5 Overall	0:11.38 1200m	0:13.19 [6] (0:13.19)	8L		0:37.90 -8	
5	2	FAMILY BONDING Dale Smith	2	67.9 Overall	0:11.19 1200m	0:13.51 [4] (0:13.51)	8.4L		0:38.42 +3	
6	6	THE MERCHANT Minonette Kennedy	6	68.3 1200m	0:11.33 1200m	0:13.31 [8] (0:13.31)	8.9L		0:38.37 -1	
7	7	HIGH CURRENCY Trudy Thornton	7	66.8 1200m	0:11.36 1200m	0:13.46 [7] (0:13.46)	9.2L		0:38.42 -8	
8	5	RUMBLING AWAY Adam Sewell	5	68.1 1200m	0:11.04 1000m	0:13.50 [5] (0:13.50)	9.3L		0:38.63 +3	
9	9	SMASH IT MADDI Boris Thornton	9	66.8 Overall	0:11.35 1200m	0:14.03 [9] (0:14.03)	13.1L		0:38.95 +1	

Scratched: Friend In Need (#11), Peterman (#4), Love On Display (#8)

[] Ranking at each section and finish
 -:-:- No data available at this section
 NA No data available

SCN Saddle cloth number
 DNF Did not finish
 DNT Did not track



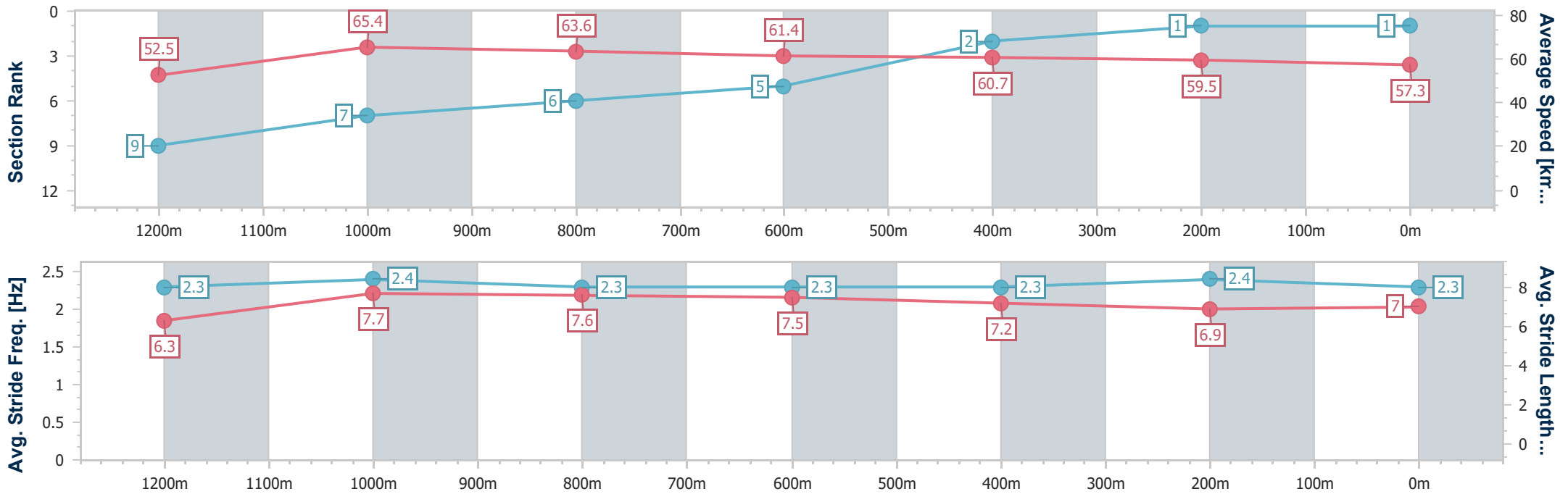
Horse/Jockey Name	loane
Final Rank	1
Fastest Section Time (Section)	0:11.10 (1200m)
Top Speed [km/h] (Section)	68.2 (1200m)
Race State	Finished



Sunshine Coast Poly Track QLD Professional
 Race 3: DICKY BEACH SURF CLUB Maiden Plate - 1400m
 31 March 2024 - 13:50
 Track Rating: Synthetic, Weather: Overcast, Rail Position: True



Section	Overall	1200m	1000m	800m	600m	400m	200m
Section Times	1:24.84 [1] (0:13.78)	1:11.06 [9] (0:11.10)	0:59.96 [7] (0:11.34)	0:48.62 [6] (0:11.89)	0:36.73 [5] (0:12.08)	0:24.65 [2] (0:12.08)	0:12.57 [1] (0:12.57)
Average Speed [km/h]	52.5	65.4	63.6	61.4	60.7	59.5	57.3
Top Speed [km/h]	67.2	68.2	64.3	62.3	61.5	61.0	58.7
Avg. Dist. to Rail [m]	7.3	3.2	2.8	1.9	2.4	4.1	4.9
Avg. Stride Freq. [Hz]	2.3	2.4	2.3	2.3	2.3	2.4	2.3
Avg. Stride Length [m]	6.3	7.7	7.6	7.5	7.2	6.9	7.0



- [] Ranking at each section and finish
- .-.- No data available at this section
- NA No data available



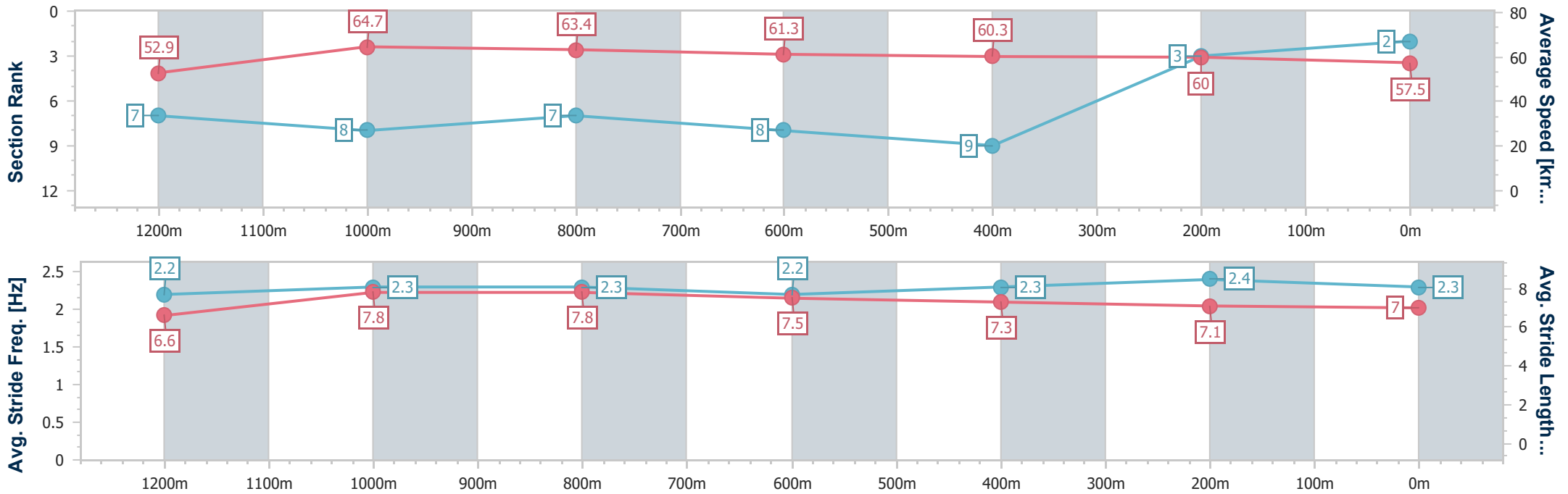
Horse/Jockey Name	Suite Secret
Final Rank	2
Fastest Section Time (Section)	0:11.25 (1200m)
Top Speed [km/h] (Section)	66.7 (1200m)
Race State	Finished



Sunshine Coast Poly Track QLD Professional
 Race 3: DICKY BEACH SURF CLUB Maiden Plate - 1400m
 31 March 2024 - 13:50
 Track Rating: Synthetic, Weather: Overcast, Rail Position: True



Section	Overall	1200m	1000m	800m	600m	400m	200m
Section Times	1:25.12 [2] (0:13.68)	1:11.44 [7] (0:11.25)	1:00.19 [8] (0:11.38)	0:48.81 [7] (0:12.04)	0:36.77 [8] (0:12.27)	0:24.50 [9] (0:11.97)	0:12.53 [3] (0:12.53)
Average Speed [km/h]	52.9	64.7	63.4	61.3	60.3	60.0	57.5
Top Speed [km/h]	65.7	66.7	64.0	63.8	61.5	61.3	59.1
Avg. Dist. to Rail [m]	5.1	4.5	4.2	3.7	4.3	6.9	8.1
Avg. Stride Freq. [Hz]	2.2	2.3	2.3	2.2	2.3	2.4	2.3
Avg. Stride Length [m]	6.6	7.8	7.8	7.5	7.3	7.1	7.0



- [] Ranking at each section and finish
- .-.- No data available at this section
- NA No data available



Horse/Jockey Name	Chief By
Final Rank	3
Fastest Section Time (Section)	0:11.24 (1000m)
Top Speed [km/h] (Section)	68.3 (Overall)
Race State	Finished



Sunshine Coast Poly Track QLD Professional

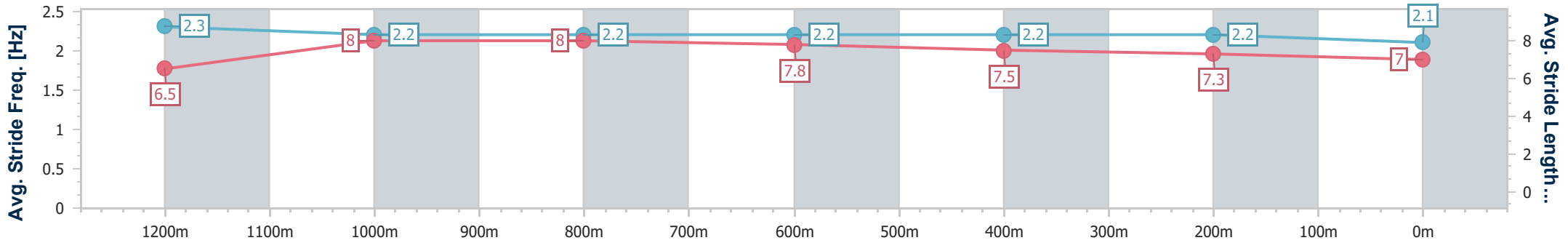
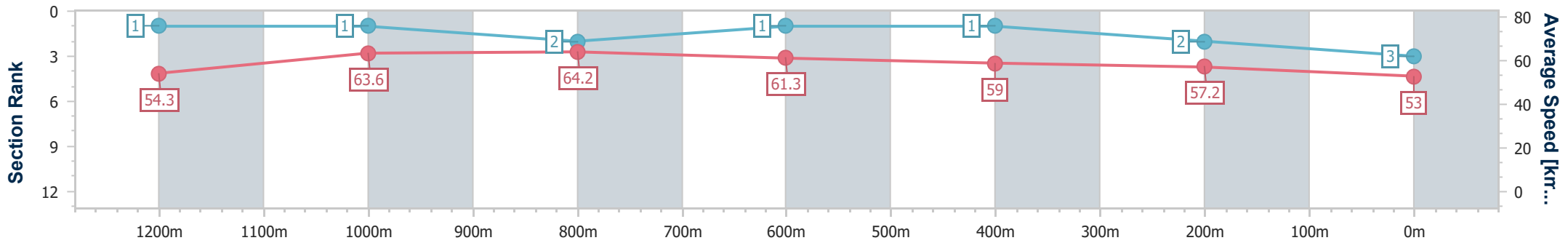
Race 3: DICKY BEACH SURF CLUB Maiden Plate - 1400m



31 March 2024 - 13:50

Track Rating: Synthetic, Weather: Overcast, Rail Position: True

Section	Overall	1200m	1000m	800m	600m	400m	200m
Section Times	1:25.92 [3] (0:13.28)	1:12.64 [1] (0:11.36)	1:01.28 [1] (0:11.24)	0:50.04 [2] (0:11.72)	0:38.32 [1] (0:12.18)	0:26.14 [1] (0:12.59)	0:13.55 [2] (0:13.55)
Average Speed [km/h]	54.3	63.6	64.2	61.3	59.0	57.2	53.0
Top Speed [km/h]	68.3	67.6	65.2	64.7	59.5	58.9	54.8
Avg. Dist. to Rail [m]	6.3	1.4	1.1	0.4	0.7	0.3	0.2
Avg. Stride Freq. [Hz]	2.3	2.2	2.2	2.2	2.2	2.2	2.1
Avg. Stride Length [m]	6.5	8.0	8.0	7.8	7.5	7.3	7.0



- [] Ranking at each section and finish
- .-.- No data available at this section
- NA No data available



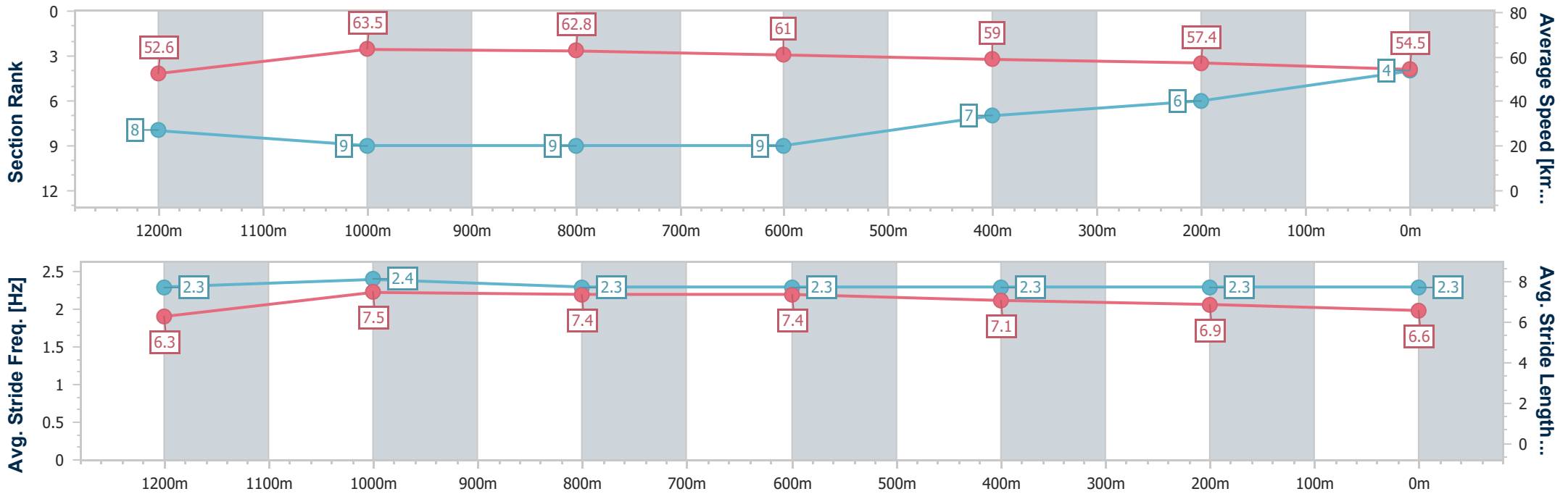
Horse/Jockey Name	Bubbles 'N' Speak
Final Rank	4
Fastest Section Time (Section)	0:11.38 (1200m)
Top Speed [km/h] (Section)	66.5 (Overall)
Race State	Finished



Sunshine Coast Poly Track QLD Professional
 Race 3: DICKY BEACH SURF CLUB Maiden Plate - 1400m
 31 March 2024 - 13:50
 Track Rating: Synthetic, Weather: Overcast, Rail Position: True



Section	Overall	1200m	1000m	800m	600m	400m	200m
Section Times	1:26.28 [4] (0:13.72)	1:12.56 [8] (0:11.38)	1:01.18 [9] (0:11.45)	0:49.73 [9] (0:11.83)	0:37.90 [9] (0:12.16)	0:25.74 [7] (0:12.55)	0:13.19 [6] (0:13.19)
Average Speed [km/h]	52.6	63.5	62.8	61.0	59.0	57.4	54.5
Top Speed [km/h]	66.5	66.2	63.9	62.3	60.8	58.9	56.0
Avg. Dist. to Rail [m]	3.0	2.0	1.6	0.4	0.4	1.8	2.8
Avg. Stride Freq. [Hz]	2.3	2.4	2.3	2.3	2.3	2.3	2.3
Avg. Stride Length [m]	6.3	7.5	7.4	7.4	7.1	6.9	6.6



- [] Ranking at each section and finish
- .-.- No data available at this section
- NA No data available



Horse/Jockey Name	Family Bonding
Final Rank	5
Fastest Section Time (Section)	0:11.19 (1200m)
Top Speed [km/h] (Section)	67.9 (Overall)
Race State	Finished



Sunshine Coast Poly Track QLD Professional

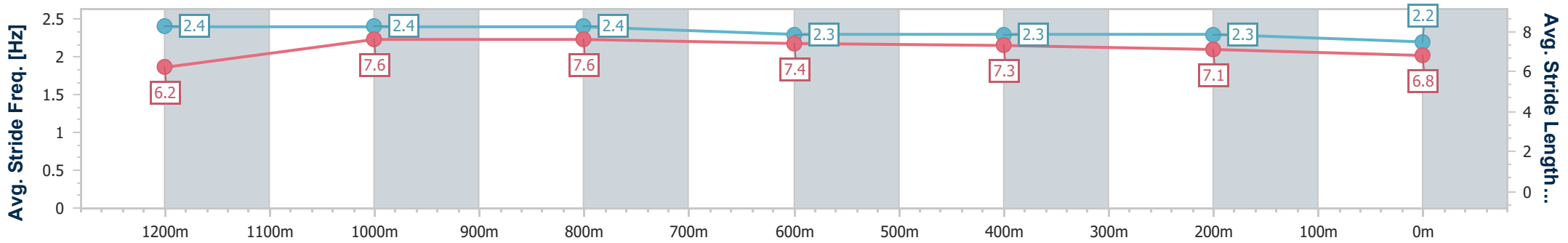
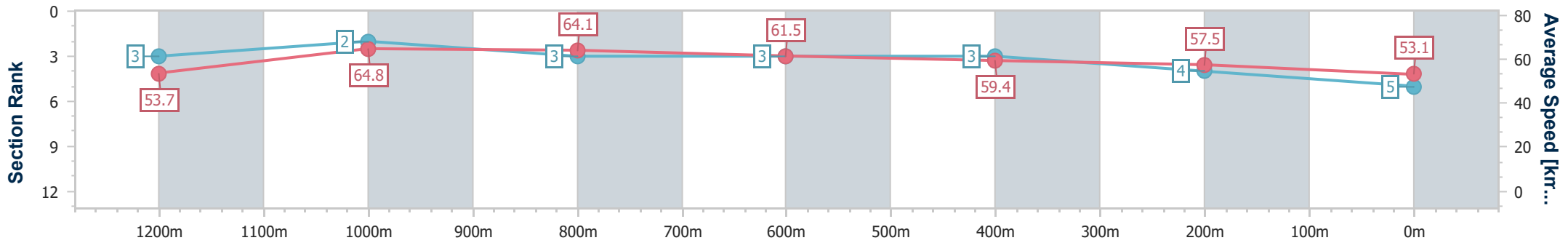
Race 3: DICKY BEACH SURF CLUB Maiden Plate - 1400m



31 March 2024 - 13:50

Track Rating: Synthetic, Weather: Overcast, Rail Position: True

Section	Overall	1200m	1000m	800m	600m	400m	200m
Section Times	1:26.37 [5] (0:13.46)	1:12.91 [3] (0:11.19)	1:01.72 [2] (0:11.25)	0:50.47 [3] (0:12.05)	0:38.42 [3] (0:12.37)	0:26.05 [3] (0:12.54)	0:13.51 [4] (0:13.51)
Average Speed [km/h]	53.7	64.8	64.1	61.5	59.4	57.5	53.1
Top Speed [km/h]	67.9	67.9	64.9	62.5	60.4	58.9	55.2
Avg. Dist. to Rail [m]	5.8	3.8	3.5	4.0	2.8	3.0	3.3
Avg. Stride Freq. [Hz]	2.4	2.4	2.4	2.3	2.3	2.3	2.2
Avg. Stride Length [m]	6.2	7.6	7.6	7.4	7.3	7.1	6.8



- [] Ranking at each section and finish
- .-.- No data available at this section
- NA No data available



Horse/Jockey Name	The Merchant
Final Rank	6
Fastest Section Time (Section)	0:11.33 (1200m)
Top Speed [km/h] (Section)	68.3 (1200m)
Race State	Finished



Sunshine Coast Poly Track QLD Professional

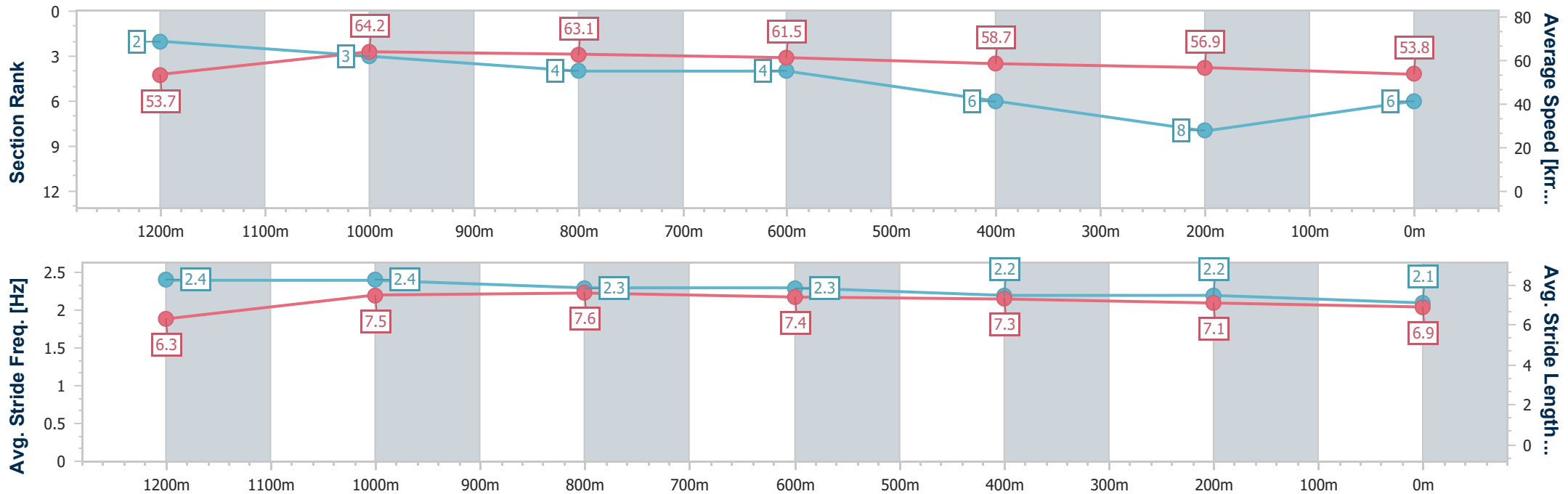
Race 3: DICKY BEACH SURF CLUB Maiden Plate - 1400m



31 March 2024 - 13:50

Track Rating: Synthetic, Weather: Overcast, Rail Position: True

Section	Overall	1200m	1000m	800m	600m	400m	200m
Section Times	1:26.47 [6] (0:13.44)	1:13.03 [2] (0:11.33)	1:01.70 [3] (0:11.41)	0:50.29 [4] (0:11.92)	0:38.37 [4] (0:12.43)	0:25.94 [6] (0:12.63)	0:13.31 [8] (0:13.31)
Average Speed [km/h]	53.7	64.2	63.1	61.5	58.7	56.9	53.8
Top Speed [km/h]	68.2	68.3	64.5	62.6	60.1	58.0	56.2
Avg. Dist. to Rail [m]	4.5	3.5	3.3	2.5	1.8	2.6	5.2
Avg. Stride Freq. [Hz]	2.4	2.4	2.3	2.3	2.2	2.2	2.1
Avg. Stride Length [m]	6.3	7.5	7.6	7.4	7.3	7.1	6.9



- [] Ranking at each section and finish
- .-.- No data available at this section
- NA No data available



Horse/Jockey Name	High Currency
Final Rank	7
Fastest Section Time (Section)	0:11.36 (1200m)
Top Speed [km/h] (Section)	66.8 (1200m)
Race State	Finished



Sunshine Coast Poly Track QLD Professional

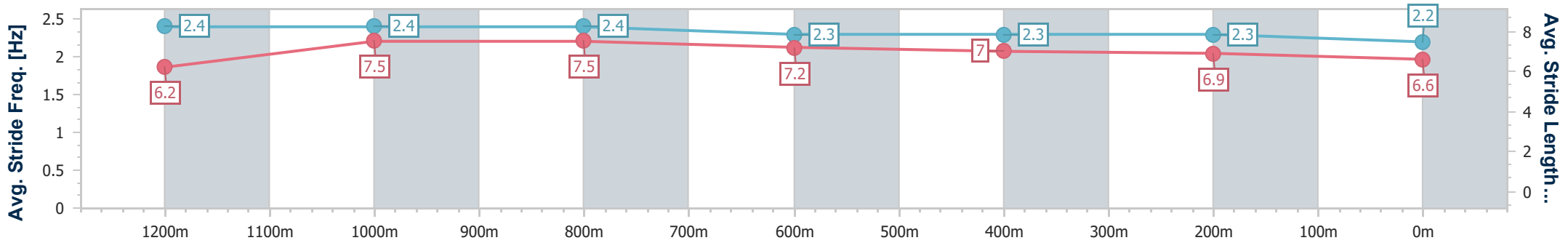
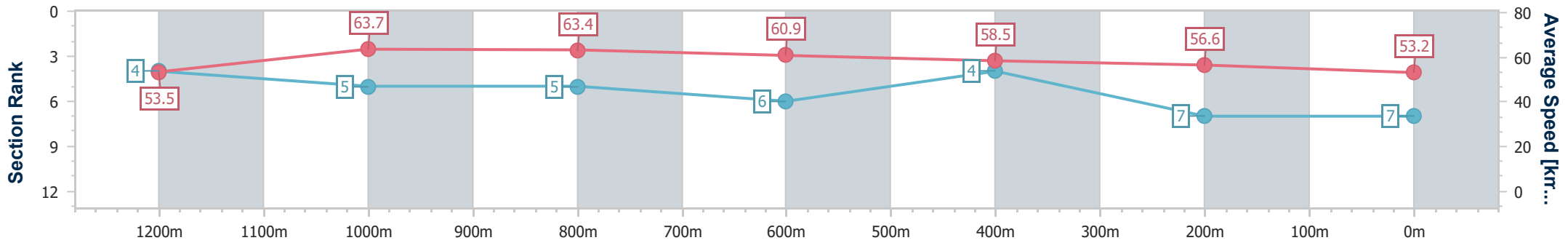
Race 3: DICKY BEACH SURF CLUB Maiden Plate - 1400m



31 March 2024 - 13:50

Track Rating: Synthetic, Weather: Overcast, Rail Position: True

Section	Overall	1200m	1000m	800m	600m	400m	200m
Section Times	1:26.56 [7] (0:13.46)	1:13.10 [4] (0:11.36)	1:01.74 [5] (0:11.38)	0:50.36 [5] (0:11.94)	0:38.42 [6] (0:12.23)	0:26.19 [4] (0:12.73)	0:13.46 [7] (0:13.46)
Average Speed [km/h]	53.5	63.7	63.4	60.9	58.5	56.6	53.2
Top Speed [km/h]	66.7	66.8	64.7	62.8	60.2	58.4	55.0
Avg. Dist. to Rail [m]	2.5	1.5	1.8	1.6	1.1	2.6	1.8
Avg. Stride Freq. [Hz]	2.4	2.4	2.4	2.3	2.3	2.3	2.2
Avg. Stride Length [m]	6.2	7.5	7.5	7.2	7.0	6.9	6.6



- [] Ranking at each section and finish
- .-.- No data available at this section
- NA No data available



Horse/Jockey Name	Rumbling Away
Final Rank	8
Fastest Section Time (Section)	0:11.04 (1000m)
Top Speed [km/h] (Section)	68.1 (1200m)
Race State	Finished



Sunshine Coast Poly Track QLD Professional

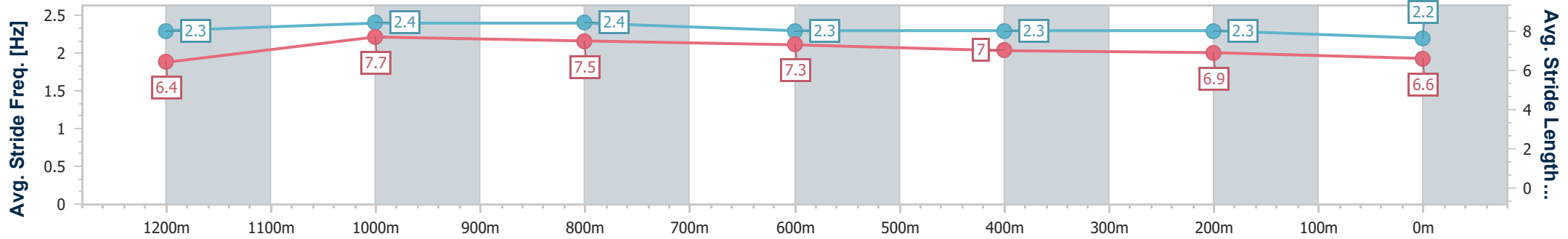
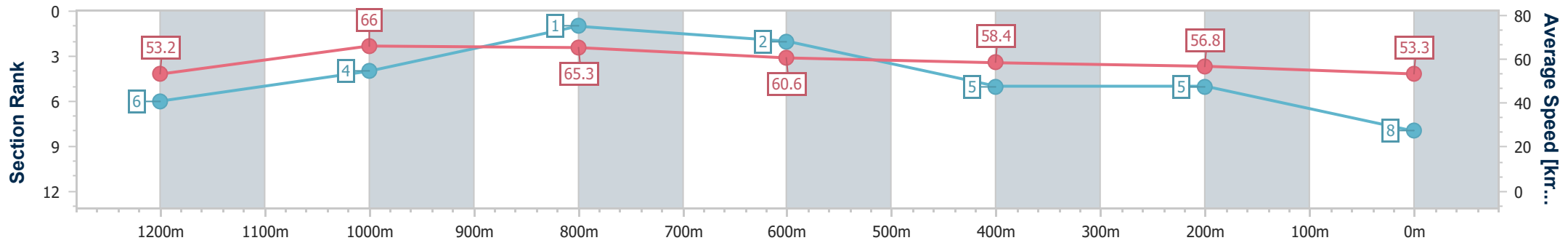
Race 3: DICKY BEACH SURF CLUB Maiden Plate - 1400m



31 March 2024 - 13:50

Track Rating: Synthetic, Weather: Overcast, Rail Position: True

Section	Overall	1200m	1000m	800m	600m	400m	200m
Section Times	1:26.58 [8] (0:13.68)	1:12.90 [6] (0:11.11)	1:01.79 [4] (0:11.04)	0:50.75 [1] (0:12.12)	0:38.63 [2] (0:12.48)	0:26.15 [5] (0:12.65)	0:13.50 [5] (0:13.50)
Average Speed [km/h]	53.2	66.0	65.3	60.6	58.4	56.8	53.3
Top Speed [km/h]	67.4	68.1	67.0	63.9	61.1	58.6	55.0
Avg. Dist. to Rail [m]	9.5	8.3	5.6	2.6	2.0	1.1	0.4
Avg. Stride Freq. [Hz]	2.3	2.4	2.4	2.3	2.3	2.3	2.2
Avg. Stride Length [m]	6.4	7.7	7.5	7.3	7.0	6.9	6.6



- [] Ranking at each section and finish
- .-.- No data available at this section
- NA No data available



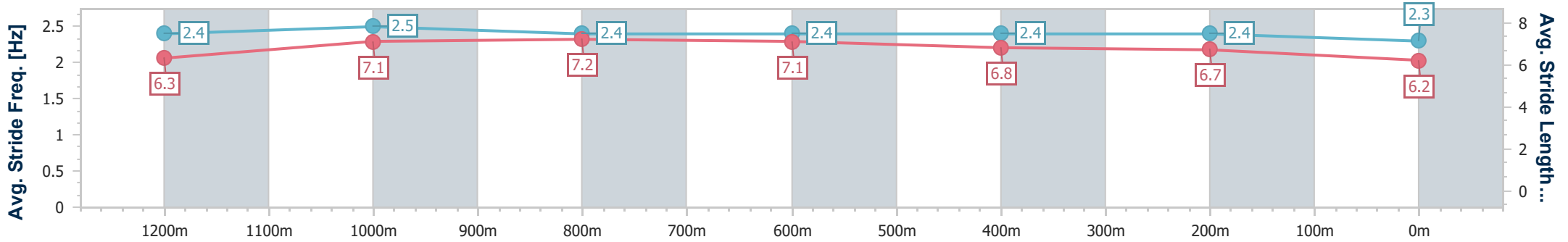
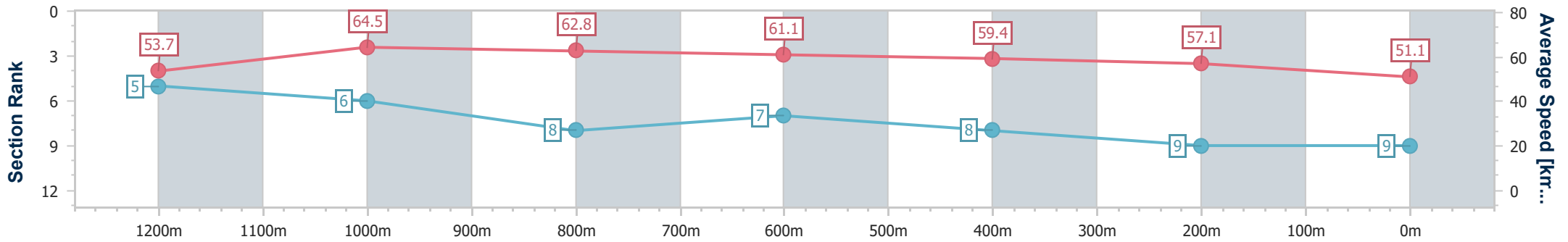
Horse/Jockey Name	Smash It Maddi
Final Rank	9
Fastest Section Time (Section)	0:11.35 (1200m)
Top Speed [km/h] (Section)	66.8 (Overall)
Race State	Finished



Sunshine Coast Poly Track QLD Professional
 Race 3: DICKY BEACH SURF CLUB Maiden Plate - 1400m
 31 March 2024 - 13:50
 Track Rating: Synthetic, Weather: Overcast, Rail Position: True



Section	Overall	1200m	1000m	800m	600m	400m	200m
Section Times	1:27.25 [9] (0:13.49)	1:13.76 [5] (0:11.35)	1:02.41 [6] (0:11.47)	0:50.94 [8] (0:11.99)	0:38.95 [7] (0:12.32)	0:26.63 [8] (0:12.60)	0:14.03 [9] (0:14.03)
Average Speed [km/h]	53.7	64.5	62.8	61.1	59.4	57.1	51.1
Top Speed [km/h]	66.8	66.7	64.2	62.7	60.9	58.9	55.3
Avg. Dist. to Rail [m]	8.3	5.4	4.3	2.3	2.2	5.4	8.1
Avg. Stride Freq. [Hz]	2.4	2.5	2.4	2.4	2.4	2.4	2.3
Avg. Stride Length [m]	6.3	7.1	7.2	7.1	6.8	6.7	6.2



- [] Ranking at each section and finish
- .-.- No data available at this section
- NA No data available



Sunshine Coast Poly Track QLD Professional
Race 4: WIMMERS PREMIUM SOFT DRINKS QTIS Two-Year-Old Maiden
Plate - 1100m
31 March 2024 - 14:25



Track Rating: Synthetic, Weather: Overcast, Rail Position: True

Section		Field Times											Last 600m	
		Overall	1000m	800m	600m	400m	200m						0:35.76	
		1:06.03 (0:07.94)	0:58.09 (0:10.98)	0:47.11 (0:11.35)	0:35.76 (0:11.55)	0:24.21 (0:11.62)	0:12.59 (0:12.59)							
Rank	TAB	Horse/Jockey	Barrier	Top Speed [km/h]	Fastest Section								Margin	Distance Travelled [m]
1	14	VICTORY STATEMENT	14	67.2	0:08.08	1:06.03 [1]	0:57.95 [6]	0:47.02 [5]	0:35.53 [3]	0:23.92 [2]	0:12.25 [2]	1:06.03	0:35.53	
		Jim Byrne		1000m	Overall	(0:08.08)	(0:10.93)	(0:11.49)	(0:11.61)	(0:11.67)	(0:12.25)			
2	4	MISHANI HITMAN	4	67.1	0:07.99	1:06.07 [2]	0:58.08 [2]	0:47.14 [2]	0:35.80 [1]	0:24.25 [1]	0:12.63 [1]	0.2L	0:35.80	+2
		Samantha Collett		1000m	Overall	(0:07.99)	(0:10.94)	(0:11.34)	(0:11.55)	(0:11.62)	(0:12.63)			
3	3	MISHANI DESTINY	3	66.9	0:08.17	1:06.10 [3]	0:57.93 [7]	0:46.96 [7]	0:35.16 [10]	0:23.27 [10]	0:11.97 [6]	0.4L	0:35.16	+7
		Justin Stanley		1000m	Overall	(0:08.17)	(0:10.97)	(0:11.80)	(0:11.89)	(0:11.30)	(0:11.97)			
4	10	MISHANI EMPIRE	10	67.4	0:08.63	1:06.29 [4]	0:57.66 [10]	0:46.73 [10]	0:35.50 [8]	0:23.92 [4]	0:12.34 [3]	1.4L	0:35.50	+0
		Nikita Beriman		1000m	Overall	(0:08.63)	(0:10.93)	(0:11.23)	(0:11.58)	(0:11.58)	(0:12.34)			
5	1	AIKAU	1	67.0	0:08.01	1:06.70 [5]	0:58.69 [3]	0:47.65 [6]	0:35.94 [7]	0:24.21 [7]	0:12.60 [4]	3.7L	0:35.94	+9
		Boris Thornton		1000m	Overall	(0:08.01)	(0:11.04)	(0:11.71)	(0:11.73)	(0:11.61)	(0:12.60)			
6	15	KENDYACATCHME	15	67.8	0:08.32	1:06.72 [6]	0:58.40 [8]	0:47.58 [8]	0:36.12 [6]	0:24.34 [5]	0:12.57 [7]	3.8L	0:36.12	+5
		Michael Rodd		1000m	Overall	(0:08.32)	(0:10.82)	(0:11.46)	(0:11.78)	(0:11.77)	(0:12.57)			
7	5	PUMICESTONE ROAD	5	68.0	0:08.03	1:06.78 [7]	0:58.75 [5]	0:47.79 [4]	0:36.31 [2]	0:24.42 [3]	0:12.67 [5]	4L	0:36.31	+1
		Mark Du Plessis		1000m	Overall	(0:08.03)	(0:10.96)	(0:11.48)	(0:11.89)	(0:11.75)	(0:12.67)			
8	11	MISHANI EXPRESS	11	67.2	0:08.39	1:07.17 [8]	0:58.78 [9]	0:47.65 [9]	0:36.29 [9]	0:24.52 [8]	0:12.77 [8]	6.3L	0:36.29	+1
		Anthony Allen		1000m	Overall	(0:08.39)	(0:11.13)	(0:11.36)	(0:11.77)	(0:11.75)	(0:12.77)			
9	6	ROCKRATA	6	67.4	0:07.94	1:07.48 [9]	0:59.54 [1]	0:48.56 [1]	0:36.90 [5]	0:25.08 [6]	0:13.02 [9]	8.1L	0:36.90	+10
		Michael Cahill		1000m	Overall	(0:07.94)	(0:10.98)	(0:11.66)	(0:11.82)	(0:12.06)	(0:13.02)			
10	16	INVADING JILLY	16	67.4	0:08.01	1:07.79 [10]	0:59.78 [4]	0:48.86 [3]	0:37.25 [4]	0:25.06 [9]	0:13.13 [10]	9.9L	0:37.25	+7
		Cody Collis		1000m	Overall	(0:08.01)	(0:10.92)	(0:11.61)	(0:12.19)	(0:11.93)	(0:13.13)			

Scratched: Run Lucy Run (#13), Blind Desire (#8), Hurricane Rosie (#18), Mishani Hunter (#17), Captain Good Vibes (#2), Heart And Spirit (#9), Mishani Fire (#12), Toro Strike (#7)

[] Ranking at each section and finish
 -:-:- No data available at this section
 NA No data available

SCN Saddle cloth number
 DNF Did not finish
 DNT Did not track



Horse/Jockey Name	Victory Statement
Final Rank	1
Fastest Section Time (Section)	0:08.08 (Overall)
Top Speed [km/h] (Section)	67.2 (1000m)
Race State	Finished

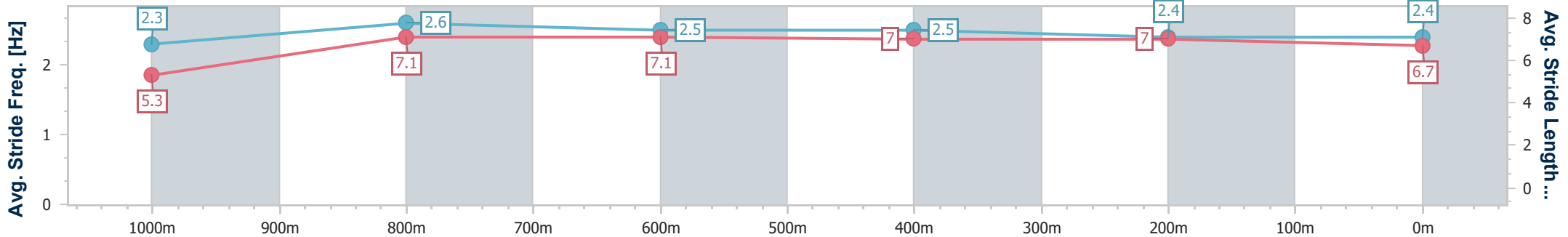
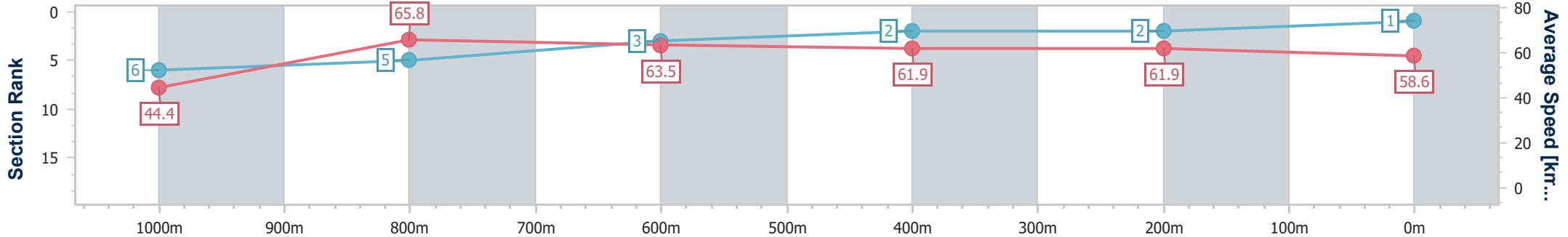


Sunshine Coast Poly Track QLD Professional
 Race 4: WIMMERS PREMIUM SOFT DRINKS QTIS Two-Year-Old
 Maiden Plate - 1100m
 31 March 2024 - 14:25



Track Rating: Synthetic, Weather: Overcast, Rail Position: True

Section	Overall	1000m	800m	600m	400m	200m
Section Times	1:06.03 [1] (0:08.08)	0:57.95 [6] (0:10.93)	0:47.02 [5] (0:11.49)	0:35.53 [3] (0:11.61)	0:23.92 [2] (0:11.67)	0:12.25 [2] (0:12.25)
Average Speed [km/h]	44.4	65.8	63.5	61.9	61.9	58.6
Top Speed [km/h]	63.5	67.2	65.4	63.5	63.8	60.9
Avg. Dist. to Rail [m]	2.9	1.1	1.8	1.2	0.6	1.3
Avg. Stride Freq. [Hz]	2.3	2.6	2.5	2.5	2.4	2.4
Avg. Stride Length [m]	5.3	7.1	7.1	7.0	7.0	6.7



- [] Ranking at each section and finish
- .-.- No data available at this section
- NA No data available



Horse/Jockey Name	Mishani Hitman
Final Rank	2
Fastest Section Time (Section)	0:07.99 (Overall)
Top Speed [km/h] (Section)	67.1 (1000m)
Race State	Finished

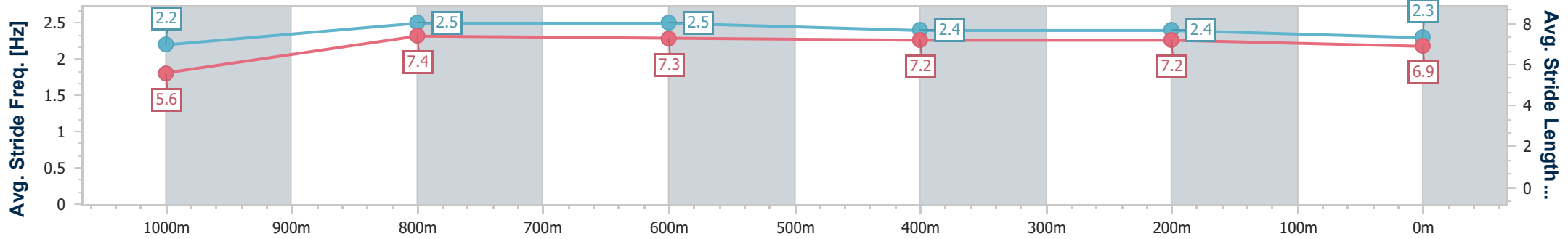
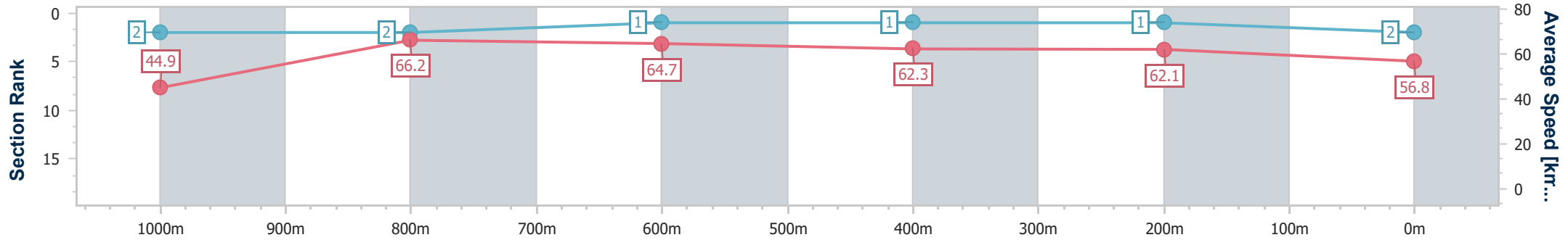


Sunshine Coast Poly Track QLD Professional
 Race 4: WIMMERS PREMIUM SOFT DRINKS QTIS Two-Year-Old
 Maiden Plate - 1100m
 31 March 2024 - 14:25



Track Rating: Synthetic, Weather: Overcast, Rail Position: True

Section	Overall	1000m	800m	600m	400m	200m
Section Times	1:06.07 [2] (0:07.99)	0:58.08 [2] (0:10.94)	0:47.14 [2] (0:11.34)	0:35.80 [1] (0:11.55)	0:24.25 [1] (0:11.62)	0:12.63 [1] (0:12.63)
Average Speed [km/h]	44.9	66.2	64.7	62.3	62.1	56.8
Top Speed [km/h]	63.1	67.1	66.5	65.0	63.2	60.2
Avg. Dist. to Rail [m]	7.5	4.8	2.6	0.3	0.2	1.0
Avg. Stride Freq. [Hz]	2.2	2.5	2.5	2.4	2.4	2.3
Avg. Stride Length [m]	5.6	7.4	7.3	7.2	7.2	6.9



- [] Ranking at each section and finish
- .-.- No data available at this section
- NA No data available



Horse/Jockey Name	Mishani Destiny
Final Rank	3
Fastest Section Time (Section)	0:08.17 (Overall)
Top Speed [km/h] (Section)	66.9 (1000m)
Race State	Finished

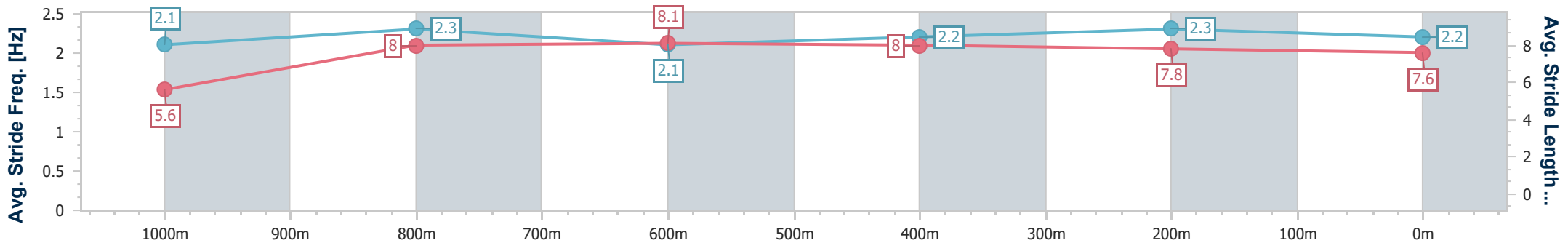
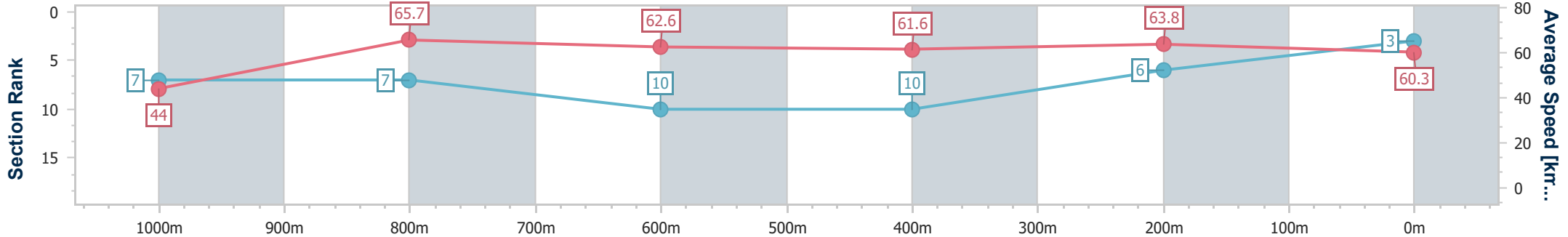


Sunshine Coast Poly Track QLD Professional
 Race 4: WIMMERS PREMIUM SOFT DRINKS QTIS Two-Year-Old
 Maiden Plate - 1100m
 31 March 2024 - 14:25



Track Rating: Synthetic, Weather: Overcast, Rail Position: True

Section	Overall	1000m	800m	600m	400m	200m
Section Times	1:06.10 [3] (0:08.17)	0:57.93 [7] (0:10.97)	0:46.96 [7] (0:11.80)	0:35.16 [10] (0:11.89)	0:23.27 [10] (0:11.30)	0:11.97 [6] (0:11.97)
Average Speed [km/h]	44.0	65.7	62.6	61.6	63.8	60.3
Top Speed [km/h]	62.4	66.9	65.8	63.4	64.6	63.2
Avg. Dist. to Rail [m]	8.1	4.2	3.9	2.5	6.3	7.4
Avg. Stride Freq. [Hz]	2.1	2.3	2.1	2.2	2.3	2.2
Avg. Stride Length [m]	5.6	8.0	8.1	8.0	7.8	7.6



- [] Ranking at each section and finish
- .-.- No data available at this section
- NA No data available



Horse/Jockey Name	Mishani Empire
Final Rank	4
Fastest Section Time (Section)	0:08.63 (Overall)
Top Speed [km/h] (Section)	67.4 (1000m)
Race State	Finished



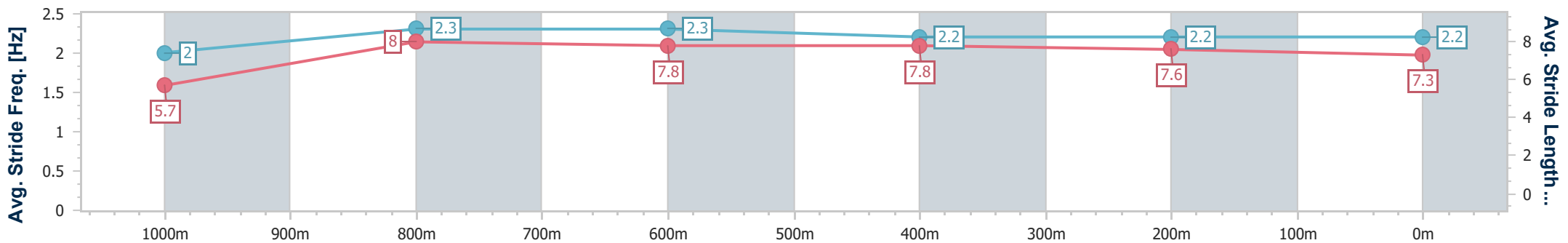
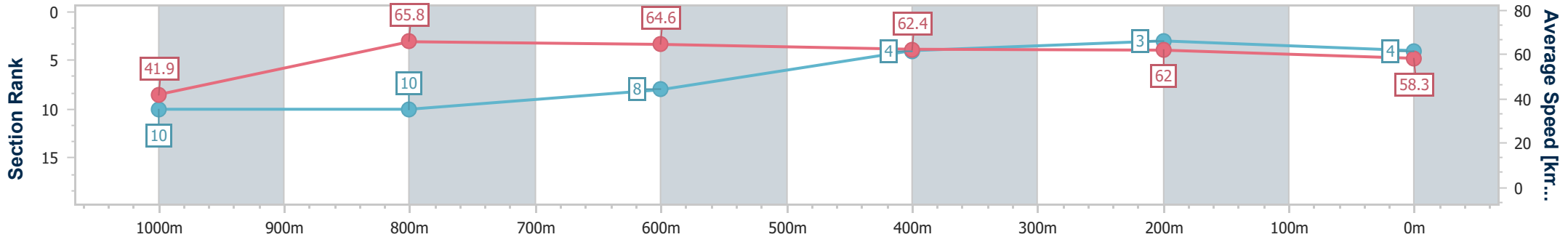
Sunshine Coast Poly Track QLD Professional
 Race 4: WIMMERS PREMIUM SOFT DRINKS QTIS Two-Year-Old
 Maiden Plate - 1100m



31 March 2024 - 14:25

Track Rating: Synthetic, Weather: Overcast, Rail Position: True

Section	Overall	1000m	800m	600m	400m	200m
Section Times	1:06.29 [4] (0:08.63)	0:57.66 [10] (0:10.93)	0:46.73 [10] (0:11.23)	0:35.50 [8] (0:11.58)	0:23.92 [4] (0:11.58)	0:12.34 [3] (0:12.34)
Average Speed [km/h]	41.9	65.8	64.6	62.4	62.0	58.3
Top Speed [km/h]	62.0	67.4	66.6	63.7	63.9	60.4
Avg. Dist. to Rail [m]	6.0	1.9	1.0	0.3	0.3	1.9
Avg. Stride Freq. [Hz]	2.0	2.3	2.3	2.2	2.2	2.2
Avg. Stride Length [m]	5.7	8.0	7.8	7.8	7.6	7.3



- [] Ranking at each section and finish
- .-.- No data available at this section
- NA No data available



Horse/Jockey Name	Aikau
Final Rank	5
Fastest Section Time (Section)	0:08.01 (Overall)
Top Speed [km/h] (Section)	67.0 (1000m)
Race State	Finished

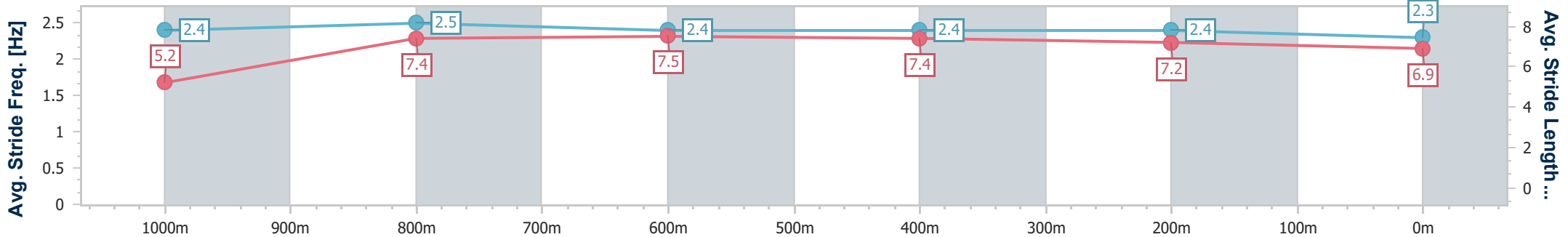
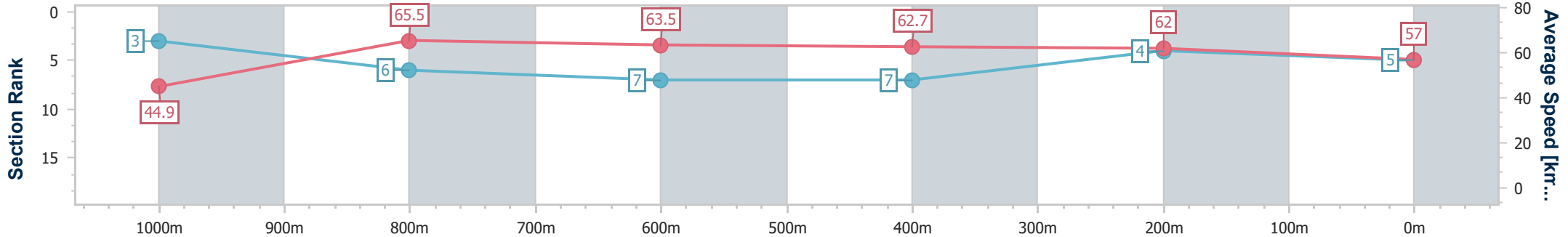


Sunshine Coast Poly Track QLD Professional
 Race 4: WIMMERS PREMIUM SOFT DRINKS QTIS Two-Year-Old
 Maiden Plate - 1100m
 31 March 2024 - 14:25



Track Rating: Synthetic, Weather: Overcast, Rail Position: True

Section	Overall	1000m	800m	600m	400m	200m
Section Times	1:06.70 [5] (0:08.01)	0:58.69 [3] (0:11.04)	0:47.65 [6] (0:11.71)	0:35.94 [7] (0:11.73)	0:24.21 [7] (0:11.61)	0:12.60 [4]
Average Speed [km/h]	44.9	65.5	63.5	62.7	62.0	57.0
Top Speed [km/h]	63.9	67.0	65.3	64.2	63.9	60.7
Avg. Dist. to Rail [m]	12.6	8.3	4.4	3.1	5.1	5.9
Avg. Stride Freq. [Hz]	2.4	2.5	2.4	2.4	2.4	2.3
Avg. Stride Length [m]	5.2	7.4	7.5	7.4	7.2	6.9



- [] Ranking at each section and finish
- .-.- No data available at this section
- NA No data available



Horse/Jockey Name	Kendyacatchme
Final Rank	6
Fastest Section Time (Section)	0:08.32 (Overall)
Top Speed [km/h] (Section)	67.8 (1000m)
Race State	Finished

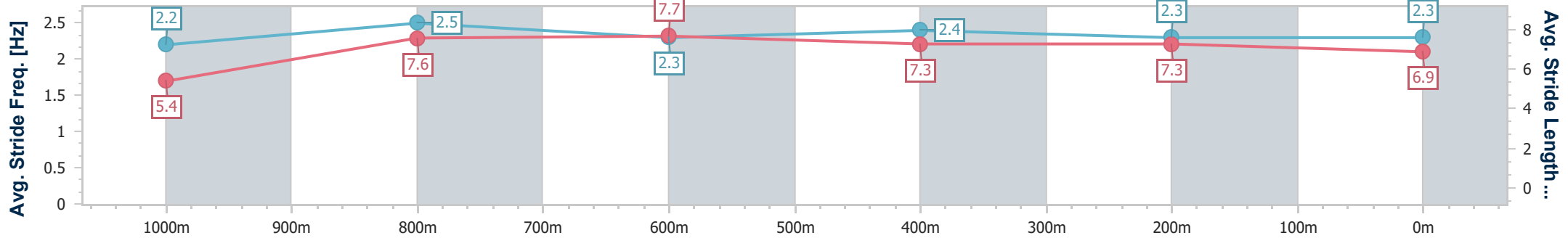
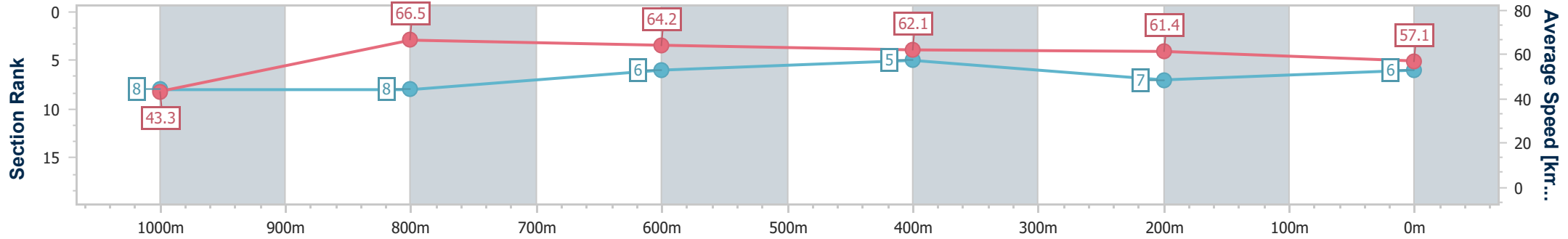


Sunshine Coast Poly Track QLD Professional
 Race 4: WIMMERS PREMIUM SOFT DRINKS QTIS Two-Year-Old
 Maiden Plate - 1100m
 31 March 2024 - 14:25



Track Rating: Synthetic, Weather: Overcast, Rail Position: True

Section	Overall	1000m	800m	600m	400m	200m
Section Times	1:06.72 [6] (0:08.32)	0:58.40 [8] (0:10.82)	0:47.58 [8] (0:11.46)	0:36.12 [6] (0:11.78)	0:24.34 [5] (0:11.77)	0:12.57 [7] (0:12.57)
Average Speed [km/h]	43.3	66.5	64.2	62.1	61.4	57.1
Top Speed [km/h]	63.9	67.8	66.4	64.1	62.9	60.0
Avg. Dist. to Rail [m]	4.5	3.0	2.8	3.0	3.6	4.4
Avg. Stride Freq. [Hz]	2.2	2.5	2.3	2.4	2.3	2.3
Avg. Stride Length [m]	5.4	7.6	7.7	7.3	7.3	6.9



- [] Ranking at each section and finish
- .-.- No data available at this section
- NA No data available



Horse/Jockey Name	Pumicestone Road
Final Rank	7
Fastest Section Time (Section)	0:08.03 (Overall)
Top Speed [km/h] (Section)	68.0 (1000m)
Race State	Finished



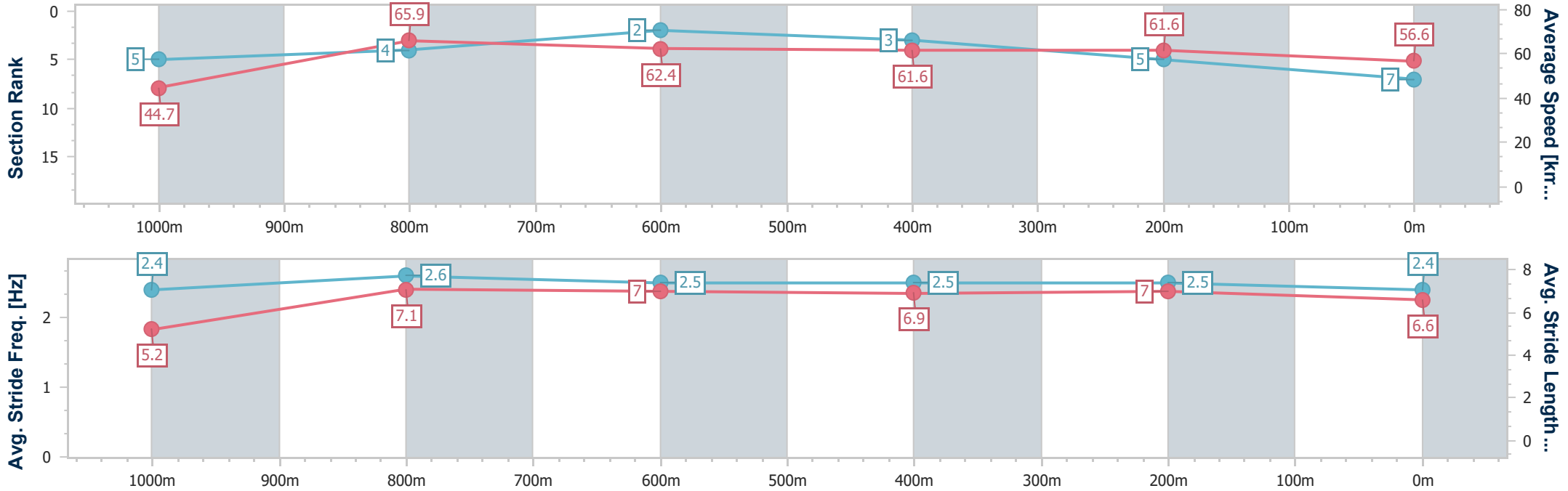
Sunshine Coast Poly Track QLD Professional
 Race 4: WIMMERS PREMIUM SOFT DRINKS QTIS Two-Year-Old
 Maiden Plate - 1100m



31 March 2024 - 14:25

Track Rating: Synthetic, Weather: Overcast, Rail Position: True

Section	Overall	1000m	800m	600m	400m	200m
Section Times	1:06.78 [7] (0:08.03)	0:58.75 [5] (0:10.96)	0:47.79 [4] (0:11.48)	0:36.31 [2] (0:11.89)	0:24.42 [3] (0:11.75)	0:12.67 [5] (0:12.67)
Average Speed [km/h]	44.7	65.9	62.4	61.6	61.6	56.6
Top Speed [km/h]	62.7	68.0	66.2	62.9	63.2	60.9
Avg. Dist. to Rail [m]	4.9	1.9	0.4	2.7	2.8	3.2
Avg. Stride Freq. [Hz]	2.4	2.6	2.5	2.5	2.5	2.4
Avg. Stride Length [m]	5.2	7.1	7.0	6.9	7.0	6.6



- [] Ranking at each section and finish
- .-.- No data available at this section
- NA No data available



Horse/Jockey Name	Mishani Express
Final Rank	8
Fastest Section Time (Section)	0:08.39 (Overall)
Top Speed [km/h] (Section)	67.2 (1000m)
Race State	Finished



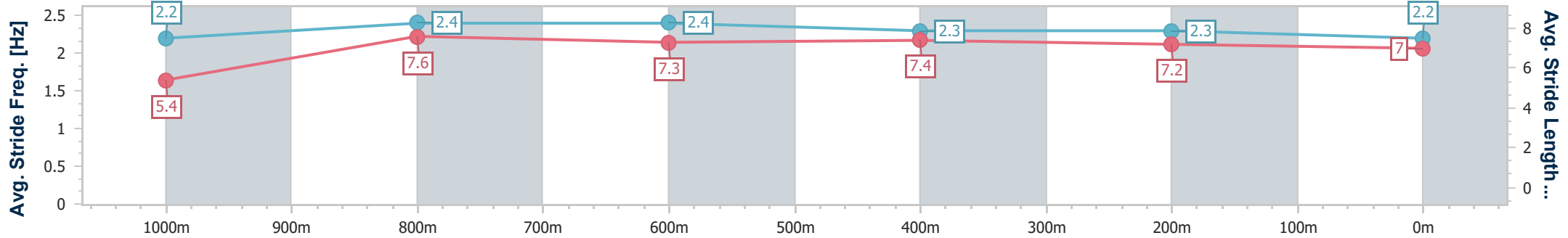
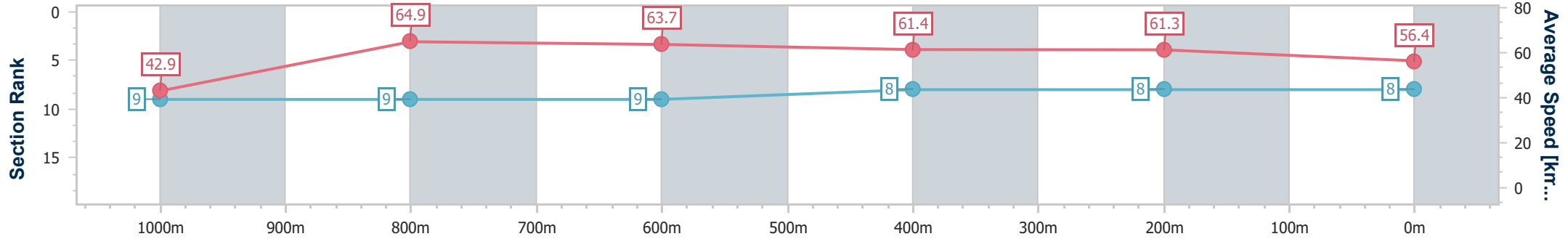
Sunshine Coast Poly Track QLD Professional
 Race 4: WIMMERS PREMIUM SOFT DRINKS QTIS Two-Year-Old
 Maiden Plate - 1100m



31 March 2024 - 14:25

Track Rating: Synthetic, Weather: Overcast, Rail Position: True

Section	Overall	1000m	800m	600m	400m	200m
Section Times	1:07.17 [8] (0:08.39)	0:58.78 [9] (0:11.13)	0:47.65 [9] (0:11.36)	0:36.29 [9] (0:11.77)	0:24.52 [8] (0:11.75)	0:12.77 [8] (0:12.77)
Average Speed [km/h]	42.9	64.9	63.7	61.4	61.3	56.4
Top Speed [km/h]	62.2	67.2	65.8	63.4	62.7	59.4
Avg. Dist. to Rail [m]	5.1	2.6	1.0	0.9	2.0	1.5
Avg. Stride Freq. [Hz]	2.2	2.4	2.4	2.3	2.3	2.2
Avg. Stride Length [m]	5.4	7.6	7.3	7.4	7.2	7.0



- [] Ranking at each section and finish
- .-.- No data available at this section
- NA No data available



Horse/Jockey Name	Rockrata
Final Rank	9
Fastest Section Time (Section)	0:07.94 (Overall)
Top Speed [km/h] (Section)	67.4 (1000m)
Race State	Finished

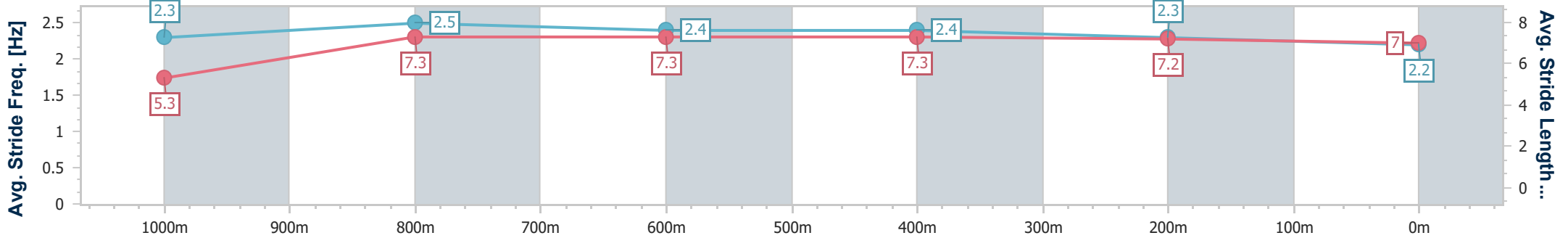
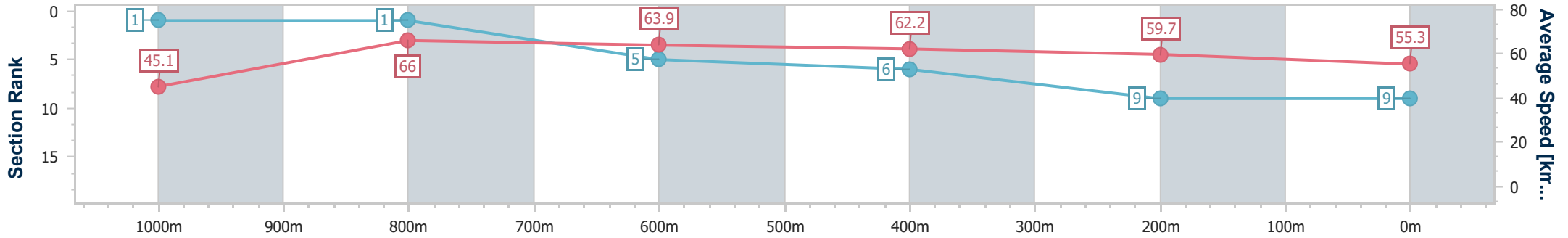


Sunshine Coast Poly Track QLD Professional
 Race 4: WIMMERS PREMIUM SOFT DRINKS QTIS Two-Year-Old
 Maiden Plate - 1100m
 31 March 2024 - 14:25



Track Rating: Synthetic, Weather: Overcast, Rail Position: True

Section	Overall	1000m	800m	600m	400m	200m
Section Times	1:07.48 [9] (0:07.94)	0:59.54 [1] (0:10.98)	0:48.56 [1] (0:11.66)	0:36.90 [5] (0:11.82)	0:25.08 [6] (0:12.06)	0:13.02 [9] (0:13.02)
Average Speed [km/h]	45.1	66.0	63.9	62.2	59.7	55.3
Top Speed [km/h]	63.3	67.4	66.5	63.0	61.6	57.8
Avg. Dist. to Rail [m]	11.7	7.8	5.2	3.4	3.2	3.0
Avg. Stride Freq. [Hz]	2.3	2.5	2.4	2.4	2.3	2.2
Avg. Stride Length [m]	5.3	7.3	7.3	7.3	7.2	7.0



- [] Ranking at each section and finish
- .-.- No data available at this section
- NA No data available



Horse/Jockey Name	Invading Jilly
Final Rank	10
Fastest Section Time (Section)	0:08.01 (Overall)
Top Speed [km/h] (Section)	67.4 (1000m)
Race State	Finished

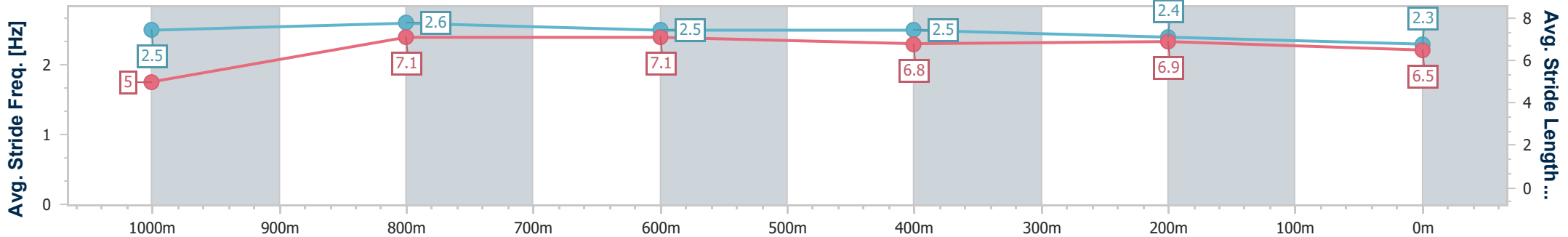
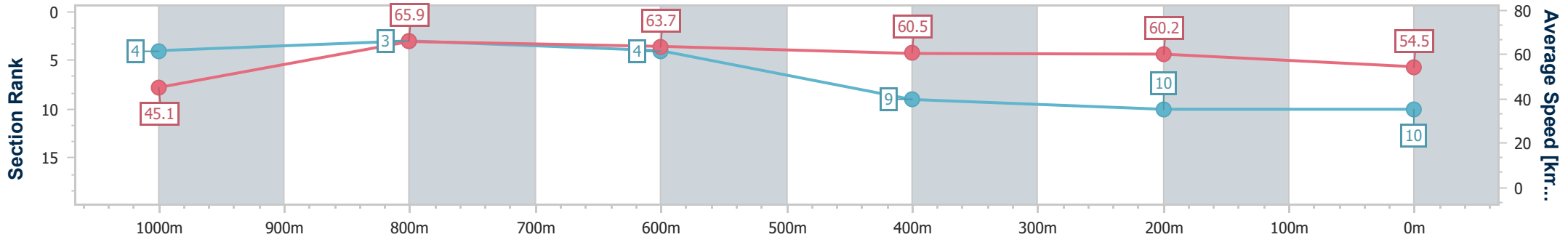


Sunshine Coast Poly Track QLD Professional
 Race 4: WIMMERS PREMIUM SOFT DRINKS QTIS Two-Year-Old
 Maiden Plate - 1100m
 31 March 2024 - 14:25



Track Rating: Synthetic, Weather: Overcast, Rail Position: True

Section	Overall	1000m	800m	600m	400m	200m
Section Times	1:07.79 [10] (0:08.01)	0:59.78 [4] (0:10.92)	0:48.86 [3] (0:11.61)	0:37.25 [4] (0:12.19)	0:25.06 [9] (0:11.93)	0:13.13 [10] (0:13.13)
Average Speed [km/h]	45.1	65.9	63.7	60.5	60.2	54.5
Top Speed [km/h]	64.7	67.4	65.2	63.0	62.3	58.2
Avg. Dist. to Rail [m]	9.2	5.3	3.6	3.4	3.9	2.7
Avg. Stride Freq. [Hz]	2.5	2.6	2.5	2.5	2.4	2.3
Avg. Stride Length [m]	5.0	7.1	7.1	6.8	6.9	6.5



- [] Ranking at each section and finish
- .-.- No data available at this section
- NA No data available



Sunshine Coast Poly Track QLD Professional

Race 5: CALOUNDRA RSL BENCHMARK 62 Handicap - 2000m



31 March 2024 - 15:05

Track Rating: Synthetic, Weather: Overcast, Rail Position: True

Section		Overall	1800m	1600m	1400m	1200m	1000m	800m	Last 600m					
Field Times		2:03.74 (0:14.13)	1:49.61 (0:11.56)	1:38.05 (0:11.74)	1:26.31 (0:12.40)	1:13.91 (0:12.69)	1:01.22 (0:12.42)	0:48.80 (0:13.10)	0:35.70					
Rank	TAB Horse/Jockey	Barrier	Top Speed [km/h]	Fastest Section										Distance Travelled [m]
1	6 MAN OF HEART Micheal Hellyer	6	65.8 400m	0:11.13 400m	2:03.74 [1] (0:14.94)	1:48.80 [10] (0:12.02)	1:36.78 [10] (0:11.89)	1:24.89 [10] (0:12.05)	1:12.84 [10] (0:12.73)	1:00.11 [10] (0:12.35)	0:47.76 [10] (0:13.03)	0:34.73		
2	10 RUDIMENTARY Nikita Beriman	10	63.3 Overall	0:11.56 1800m	2:04.65 [2] (0:14.13)	1:50.52 [1] (0:11.56)	1:38.96 [1] (0:11.74)	1:27.22 [1] (0:12.40)	1:14.82 [1] (0:12.81)	1:02.01 [2] (0:12.43)	0:49.58 [2] (0:13.05)	0:36.53	-6	
3	1 TAVISTORM Cody Collis	1	63.5 1800m	0:11.76 1600m	2:04.71 [3] (0:14.59)	1:50.12 [6] (0:11.77)	1:38.35 [7] (0:11.76)	1:26.59 [7] (0:12.36)	1:14.23 [7] (0:12.91)	1:01.32 [7] (0:12.34)	0:48.98 [7] (0:12.83)	0:36.15	-9	
4	5 HEREDITARY Robbie Dolan	5	64.0 Overall	0:11.52 1800m	2:04.72 [4] (0:14.39)	1:50.33 [5] (0:11.52)	1:38.81 [3] (0:11.73)	1:27.08 [3] (0:12.40)	1:14.68 [3] (0:12.48)	1:02.20 [1] (0:12.42)	0:49.78 [1] (0:13.10)	0:36.68	-4	
5	4 CONTRITION Sean Cormack	4	61.9 1800m	0:11.86 1600m	2:04.89 [5] (0:14.79)	1:50.10 [9] (0:11.91)	1:38.19 [9] (0:11.86)	1:26.33 [8] (0:12.09)	1:14.24 [8] (0:12.97)	1:01.27 [9] (0:12.27)	0:49.00 [9] (0:12.82)	0:36.18	-1	
6	2 ROCKED Chris Meehan	2	64.4 Overall	0:11.71 1600m	2:04.98 [6] (0:14.26)	1:50.72 [2] (0:11.76)	1:38.96 [4] (0:11.71)	1:27.25 [4] (0:12.44)	1:14.81 [5] (0:12.90)	1:01.91 [5] (0:12.45)	0:49.46 [5] (0:12.94)	0:36.52	-6	
7	3 KOOLATAH Boris Thornton	3	64.0 1800m	0:11.47 1800m	2:05.09 [7] (0:14.28)	1:50.81 [3] (0:11.47)	1:39.34 [2] (0:11.72)	1:27.62 [2] (0:12.43)	1:15.19 [2] (0:12.83)	1:02.36 [3] (0:12.49)	0:49.87 [3] (0:13.07)	0:36.80	+1	
8	9 ZOUY'S COMET Dale Smith	9	63.4 Overall	0:11.71 1800m	2:05.11 [8] (0:14.35)	1:50.76 [4] (0:11.71)	1:39.05 [5] (0:11.71)	1:27.34 [5] (0:12.35)	1:14.99 [4] (0:12.84)	1:02.15 [4] (0:12.30)	0:49.85 [4] (0:12.88)	0:36.97	-10	
9	7 MANA COMBAT Nozi Tomizawa	7	64.0 1800m	0:11.73 1600m	2:05.93 [9] (0:14.60)	1:51.33 [8] (0:11.75)	1:39.58 [6] (0:11.73)	1:27.85 [6] (0:12.39)	1:15.46 [6] (0:12.89)	1:02.57 [6] (0:12.31)	0:50.26 [6] (0:12.89)	0:37.37	+0	
10	8 IRIDESSA Trudy Thornton	8	62.3 Overall	0:11.92 1600m	2:06.31 [10] (0:14.59)	1:51.72 [6] (0:12.09)	1:39.63 [8] (0:11.92)	1:27.71 [9] (0:12.06)	1:15.65 [9] (0:12.79)	1:02.86 [8] (0:12.38)	0:50.48 [8] (0:13.06)	0:37.42	+1	

[] Ranking at each section and finish
 -:-:- No data available at this section
 NA No data available

SCN Saddle cloth number
 DNF Did not finish
 DNT Did not track



Sunshine Coast Poly Track QLD Professional

Race 5: CALOUNDRA RSL BENCHMARK 62 Handicap - 2000m

31 March 2024 - 15:05



Track Rating: Synthetic, Weather: Overcast, Rail Position: True

Section					600m	400m	200m				Last 600m
Field Times					0:35.70 (0:12.32)	0:23.38 (0:11.90)	0:11.48 (0:11.48)				0:35.70
Rank	TAB	Horse/Jockey	Barrier	Top Speed [km/h]	Fastest Section	Margin			Distance Travelled [m]		
1	6	MAN OF HEART Micheal Hellyer	6	65.8 400m	0:11.13 400m	0:34.73 [10] (0:12.12)	0:22.61 [9] (0:11.13)	0:11.48 [1] (0:11.48)	2:03.74		0:34.73
2	10	RUDIMENTARY Nikita Beriman	10	63.3 Overall	0:11.56 1800m	0:36.53 [2] (0:12.24)	0:24.29 [1] (0:12.02)	0:12.27 [2] (0:12.27)	5.3L		0:36.53 -6
3	1	TAVISTORM Cody Collis	1	63.5 1800m	0:11.76 1600m	0:36.15 [7] (0:12.19)	0:23.96 [4] (0:11.87)	0:12.09 [4] (0:12.09)	5.5L		0:36.15 -9
4	5	HEREDITARY Robbie Dolan	5	64.0 Overall	0:11.52 1800m	0:36.68 [1] (0:12.46)	0:24.22 [2] (0:11.94)	0:12.28 [3] (0:12.28)	5.6L		0:36.68 -4
5	4	CONTRITION Sean Cormack	4	61.9 1800m	0:11.86 1600m	0:36.18 [8] (0:12.39)	0:23.79 [8] (0:11.86)	0:11.93 [8] (0:11.93)	6.6L		0:36.18 -1
6	2	ROCKED Chris Meehan	2	64.4 Overall	0:11.71 1600m	0:36.52 [5] (0:12.44)	0:24.08 [6] (0:11.84)	0:12.24 [6] (0:12.24)	7L		0:36.52 -6
7	3	KOOLATAH Boris Thornton	3	64.0 1800m	0:11.47 1800m	0:36.80 [4] (0:12.46)	0:24.34 [5] (0:12.02)	0:12.32 [7] (0:12.32)	7.5L		0:36.80 +1
8	9	ZOUY'S COMET Dale Smith	9	63.4 Overall	0:11.71 1800m	0:36.97 [3] (0:12.42)	0:24.55 [3] (0:12.14)	0:12.41 [5] (0:12.41)	7.6L		0:36.97 -10
9	7	MANA COMBAT Nozi Tomizawa	7	64.0 1800m	0:11.73 1600m	0:37.37 [6] (0:12.37)	0:25.00 [7] (0:12.16)	0:12.84 [9] (0:12.84)	12.4L		0:37.37 +0
10	8	IRIDESSA Trudy Thornton	8	62.3 Overall	0:11.92 1600m	0:37.42 [9] (0:12.71)	0:24.71 [10] (0:12.18)	0:12.53 [10] (0:12.53)	14.4L		0:37.42 +1

[] Ranking at each section and finish
 -:-:- No data available at this section
 NA No data available

SCN Saddle cloth number
 DNF Did not finish
 DNT Did not track



Horse/Jockey Name	Man Of Heart
Final Rank	1
Fastest Section Time (Section)	0:11.13 (400m)
Top Speed [km/h] (Section)	65.8 (400m)
Race State	Finished



Sunshine Coast Poly Track QLD Professional

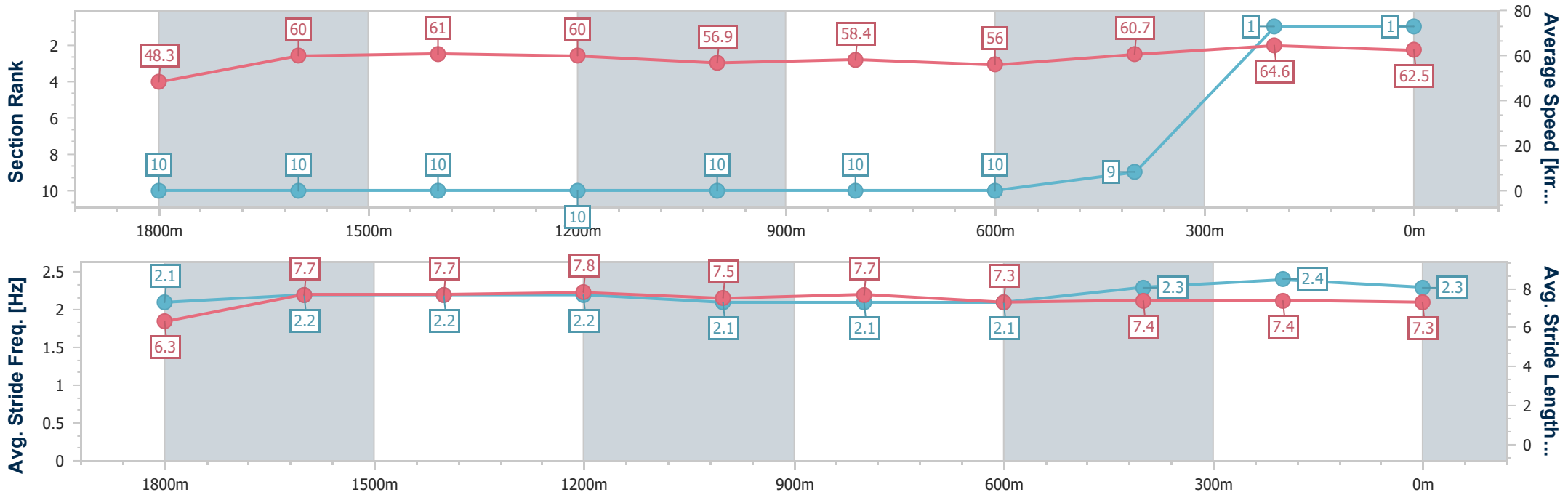
Race 5: CALOUNDRA RSL BENCHMARK 62 Handicap - 2000m



31 March 2024 - 15:05

Track Rating: Synthetic, Weather: Overcast, Rail Position: True

Section	Overall	1800m	1600m	1400m	1200m	1000m	800m	600m	400m	200m
Section Times	2:03.74 [1] (0:14.94)	1:48.80 [10] (0:12.02)	1:36.78 [10] (0:11.89)	1:24.89 [10] (0:12.05)	1:12.84 [10] (0:12.73)	1:00.11 [10] (0:12.35)	0:47.76 [10] (0:13.03)	0:34.73 [10] (0:12.12)	0:22.61 [9] (0:11.13)	0:11.48 [1] (0:11.48)
Average Speed [km/h]	48.3	60.0	61.0	60.0	56.9	58.4	56.0	60.7	64.6	62.5
Top Speed [km/h]	62.2	62.2	61.8	60.9	58.8	59.2	57.8	63.8	65.8	64.5
Avg. Dist. to Rail [m]	6.7	0.9	1.0	1.9	2.2	2.5	2.4	2.8	6.0	4.5
Avg. Stride Freq. [Hz]	2.1	2.2	2.2	2.2	2.1	2.1	2.1	2.3	2.4	2.3
Avg. Stride Length [m]	6.3	7.7	7.7	7.8	7.5	7.7	7.3	7.4	7.4	7.3



- [] Ranking at each section and finish
- .-.- No data available at this section
- NA No data available



Horse/Jockey Name	Rudimentary
Final Rank	2
Fastest Section Time (Section)	0:11.56 (1800m)
Top Speed [km/h] (Section)	63.3 (Overall)
Race State	Finished



Sunshine Coast Poly Track QLD Professional

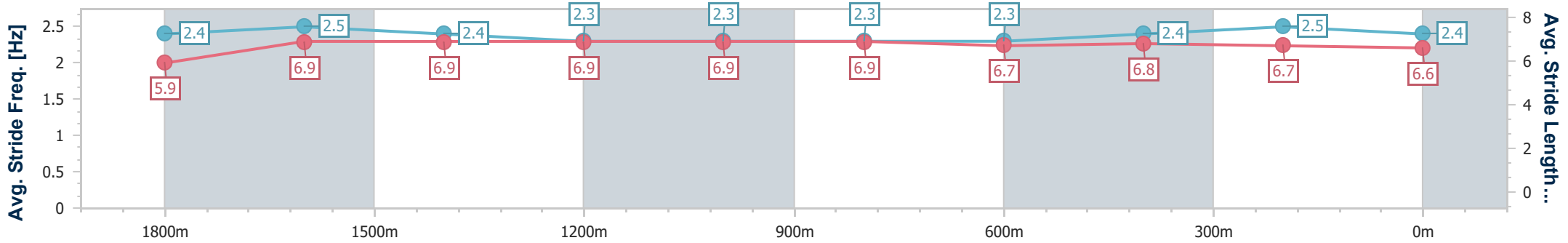
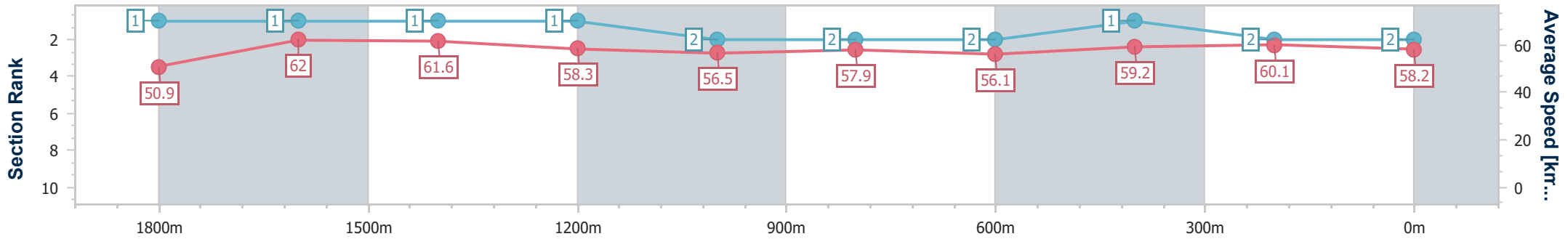
Race 5: CALOUNDRA RSL BENCHMARK 62 Handicap - 2000m



31 March 2024 - 15:05

Track Rating: Synthetic, Weather: Overcast, Rail Position: True

Section	Overall	1800m	1600m	1400m	1200m	1000m	800m	600m	400m	200m
Section Times	2:04.65 [2] (0:14.13)	1:50.52 [1] (0:11.56)	1:38.96 [1] (0:11.74)	1:27.22 [1] (0:12.40)	1:14.82 [1] (0:12.81)	1:02.01 [2] (0:12.43)	0:49.58 [2] (0:13.05)	0:36.53 [2] (0:12.24)	0:24.29 [1] (0:12.02)	0:12.27 [2] (0:12.27)
Average Speed [km/h]	50.9	62.0	61.6	58.3	56.5	57.9	56.1	59.2	60.1	58.2
Top Speed [km/h]	63.3	63.0	62.7	59.9	58.3	59.0	58.4	60.0	60.5	59.6
Avg. Dist. to Rail [m]	2.3	0.8	0.6	1.5	1.6	2.3	2.4	1.2	2.6	4.3
Avg. Stride Freq. [Hz]	2.4	2.5	2.4	2.3	2.3	2.3	2.3	2.4	2.5	2.4
Avg. Stride Length [m]	5.9	6.9	6.9	6.9	6.9	6.9	6.7	6.8	6.7	6.6



- [] Ranking at each section and finish
- .-.- No data available at this section
- NA No data available



Horse/Jockey Name	Tavistorm
Final Rank	3
Fastest Section Time (Section)	0:11.76 (1600m)
Top Speed [km/h] (Section)	63.5 (1800m)
Race State	Finished



Sunshine Coast Poly Track QLD Professional

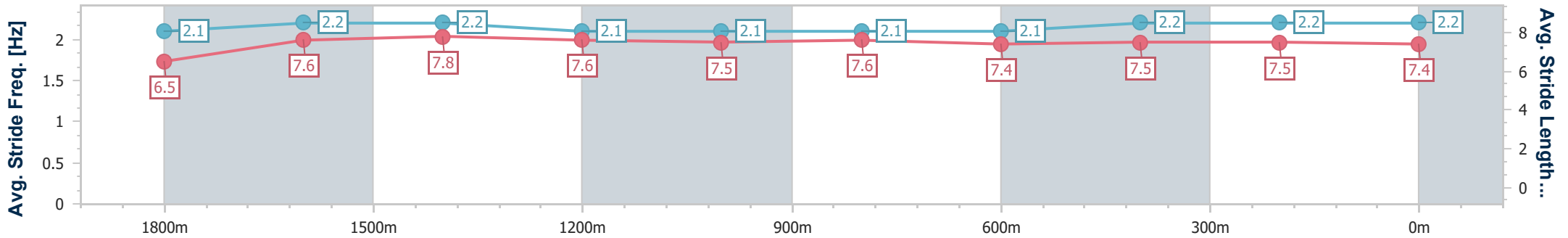
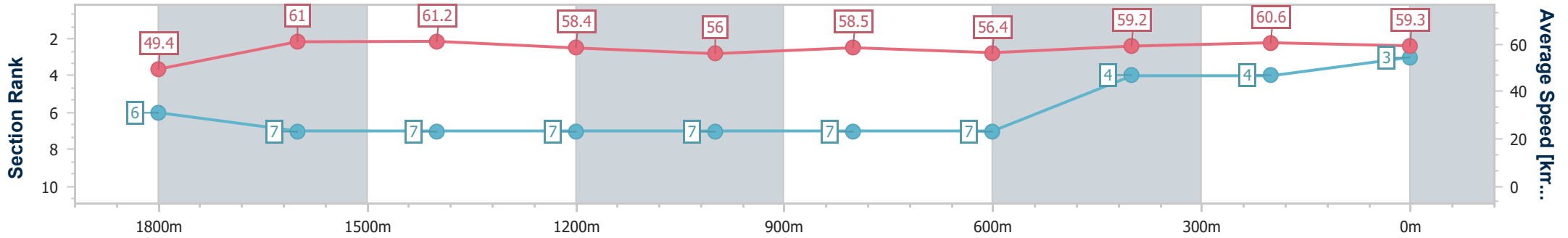
Race 5: CALOUNDRA RSL BENCHMARK 62 Handicap - 2000m



31 March 2024 - 15:05

Track Rating: Synthetic, Weather: Overcast, Rail Position: True

Section	Overall	1800m	1600m	1400m	1200m	1000m	800m	600m	400m	200m
Section Times	2:04.71 [3] (0:14.59)	1:50.12 [6] (0:11.77)	1:38.35 [7] (0:11.76)	1:26.59 [7] (0:12.36)	1:14.23 [7] (0:12.91)	1:01.32 [7] (0:12.34)	0:48.98 [7] (0:12.83)	0:36.15 [7] (0:12.19)	0:23.96 [4] (0:11.87)	0:12.09 [4] (0:12.09)
Average Speed [km/h]	49.4	61.0	61.2	58.4	56.0	58.5	56.4	59.2	60.6	59.3
Top Speed [km/h]	62.9	63.5	62.4	60.3	57.5	59.5	57.7	60.3	61.1	60.8
Avg. Dist. to Rail [m]	2.2	0.4	0.3	1.3	1.7	1.7	1.0	0.1	0.4	1.3
Avg. Stride Freq. [Hz]	2.1	2.2	2.2	2.1	2.1	2.1	2.1	2.2	2.2	2.2
Avg. Stride Length [m]	6.5	7.6	7.8	7.6	7.5	7.6	7.4	7.5	7.5	7.4



- [] Ranking at each section and finish
- .-.- No data available at this section
- NA No data available



Horse/Jockey Name	Hereditary
Final Rank	4
Fastest Section Time (Section)	0:11.52 (1800m)
Top Speed [km/h] (Section)	64.0 (Overall)
Race State	Finished



Sunshine Coast Poly Track QLD Professional

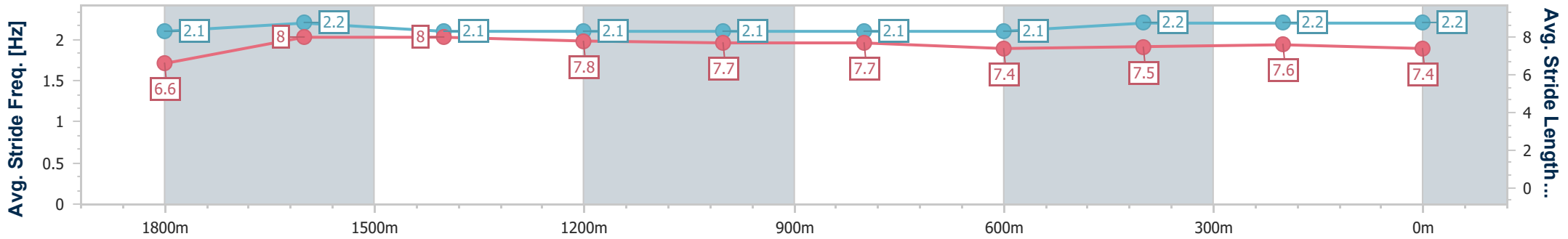
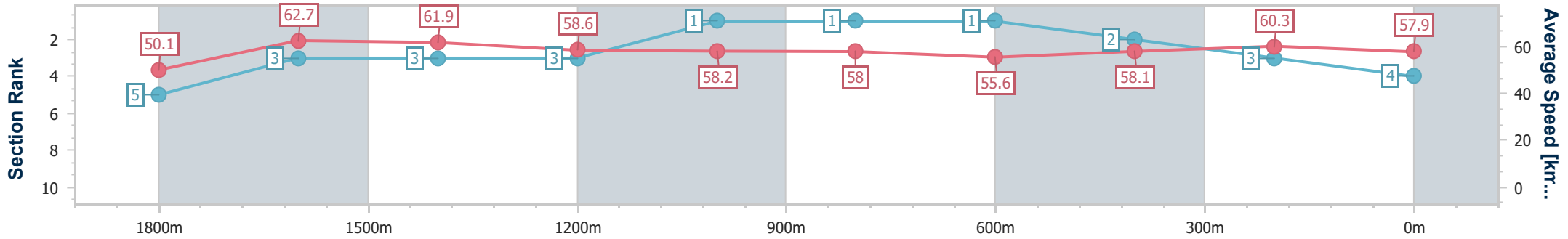
Race 5: CALOUNDRA RSL BENCHMARK 62 Handicap - 2000m



31 March 2024 - 15:05

Track Rating: Synthetic, Weather: Overcast, Rail Position: True

Section	Overall	1800m	1600m	1400m	1200m	1000m	800m	600m	400m	200m
Section Times	2:04.72 [4] (0:14.39)	1:50.33 [5] (0:11.52)	1:38.81 [3] (0:11.73)	1:27.08 [3] (0:12.40)	1:14.68 [3] (0:12.48)	1:02.20 [1] (0:12.42)	0:49.78 [1] (0:13.10)	0:36.68 [1] (0:12.46)	0:24.22 [2] (0:11.94)	0:12.28 [3] (0:12.28)
Average Speed [km/h]	50.1	62.7	61.9	58.6	58.2	58.0	55.6	58.1	60.3	57.9
Top Speed [km/h]	64.0	63.5	62.9	60.8	60.9	60.9	56.8	59.1	61.4	59.7
Avg. Dist. to Rail [m]	5.0	1.2	1.4	3.6	3.7	2.0	1.4	0.7	1.2	2.7
Avg. Stride Freq. [Hz]	2.1	2.2	2.1	2.1	2.1	2.1	2.1	2.2	2.2	2.2
Avg. Stride Length [m]	6.6	8.0	8.0	7.8	7.7	7.7	7.4	7.5	7.6	7.4



- [] Ranking at each section and finish
- .-.- No data available at this section
- NA No data available



Horse/Jockey Name	Contribution
Final Rank	5
Fastest Section Time (Section)	0:11.86 (1600m)
Top Speed [km/h] (Section)	61.9 (1800m)
Race State	Finished



Sunshine Coast Poly Track QLD Professional

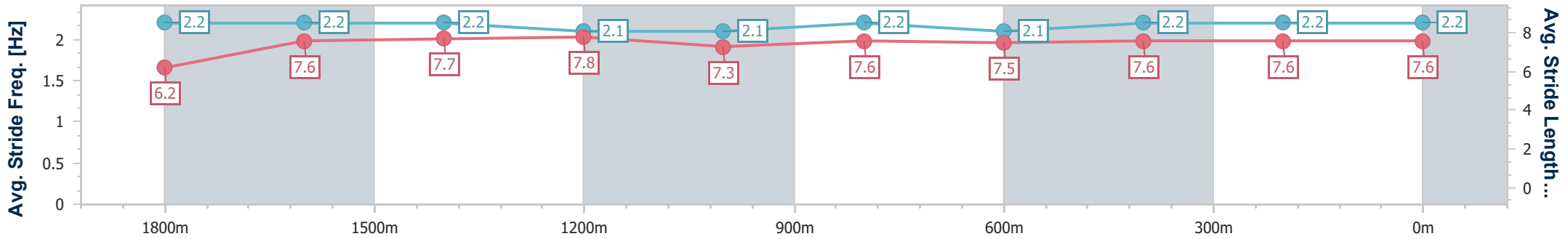
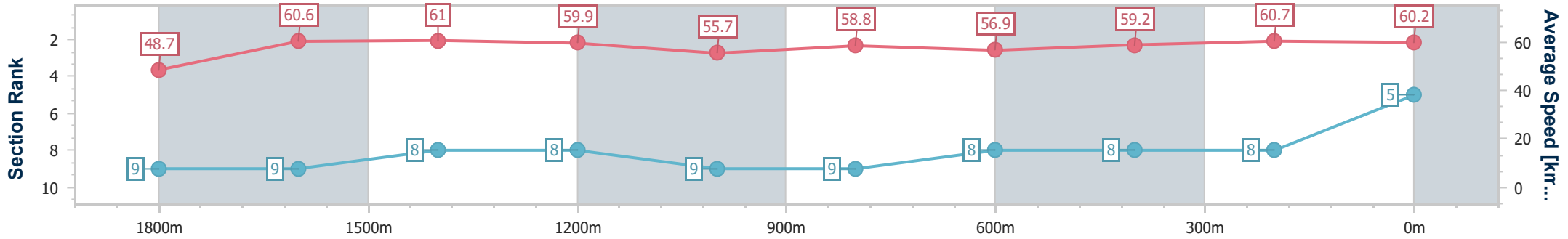
Race 5: CALOUNDRA RSL BENCHMARK 62 Handicap - 2000m



31 March 2024 - 15:05

Track Rating: Synthetic, Weather: Overcast, Rail Position: True

Section	Overall	1800m	1600m	1400m	1200m	1000m	800m	600m	400m	200m
Section Times	2:04.89 [5] (0:14.79)	1:50.10 [9] (0:11.91)	1:38.19 [9] (0:11.86)	1:26.33 [8] (0:12.09)	1:14.24 [8] (0:12.97)	1:01.27 [9] (0:12.27)	0:49.00 [9] (0:12.82)	0:36.18 [8] (0:12.39)	0:23.79 [8] (0:11.86)	0:11.93 [8] (0:11.93)
Average Speed [km/h]	48.7	60.6	61.0	59.9	55.7	58.8	56.9	59.2	60.7	60.2
Top Speed [km/h]	60.9	61.9	61.7	60.8	57.9	60.3	58.5	61.4	61.4	60.6
Avg. Dist. to Rail [m]	5.6	0.3	0.9	2.3	2.4	3.0	2.3	2.6	8.5	9.4
Avg. Stride Freq. [Hz]	2.2	2.2	2.2	2.1	2.1	2.2	2.1	2.2	2.2	2.2
Avg. Stride Length [m]	6.2	7.6	7.7	7.8	7.3	7.6	7.5	7.6	7.6	7.6



- [] Ranking at each section and finish
- .-.- No data available at this section
- NA No data available



Horse/Jockey Name	Rocked
Final Rank	6
Fastest Section Time (Section)	0:11.71 (1600m)
Top Speed [km/h] (Section)	64.4 (Overall)
Race State	Finished



Sunshine Coast Poly Track QLD Professional

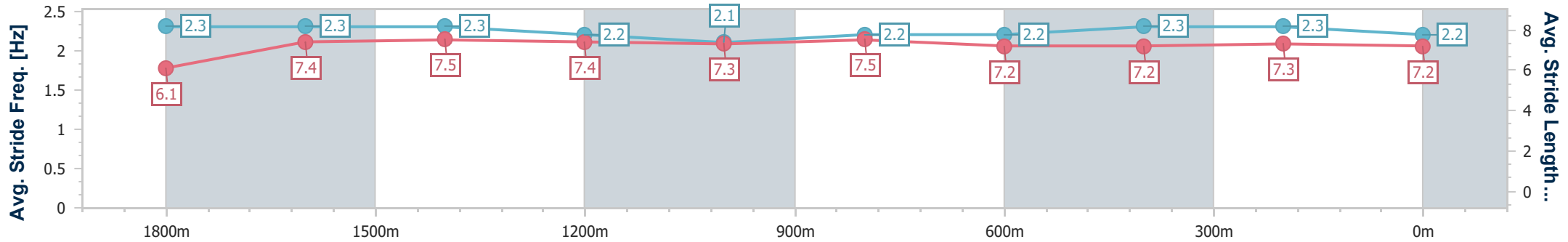
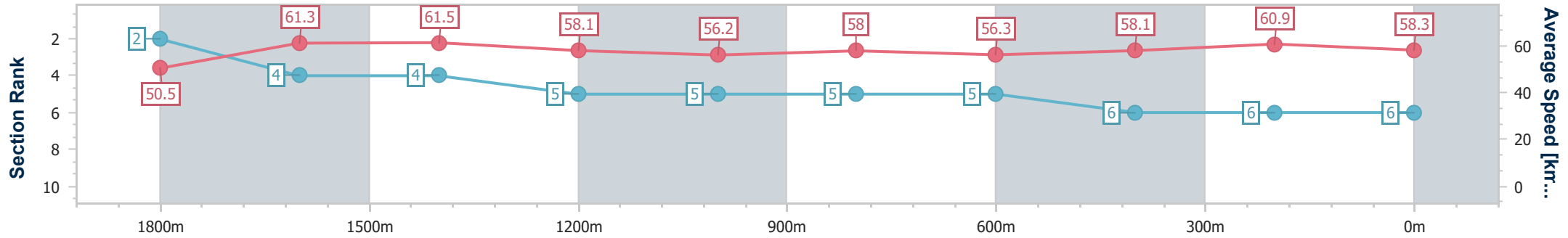
Race 5: CALOUNDRA RSL BENCHMARK 62 Handicap - 2000m



31 March 2024 - 15:05

Track Rating: Synthetic, Weather: Overcast, Rail Position: True

Section	Overall	1800m	1600m	1400m	1200m	1000m	800m	600m	400m	200m
Section Times	2:04.98 [6] (0:14.26)	1:50.72 [2] (0:11.76)	1:38.96 [4] (0:11.71)	1:27.25 [4] (0:12.44)	1:14.81 [5] (0:12.90)	1:01.91 [5] (0:12.45)	0:49.46 [5] (0:12.94)	0:36.52 [5] (0:12.44)	0:24.08 [6] (0:11.84)	0:12.24 [6] (0:12.24)
Average Speed [km/h]	50.5	61.3	61.5	58.1	56.2	58.0	56.3	58.1	60.9	58.3
Top Speed [km/h]	64.4	62.3	62.5	60.2	57.0	59.6	57.0	59.2	61.6	60.9
Avg. Dist. to Rail [m]	1.4	0.3	0.4	1.7	2.6	2.7	1.8	1.0	2.7	4.4
Avg. Stride Freq. [Hz]	2.3	2.3	2.3	2.2	2.1	2.2	2.2	2.3	2.3	2.2
Avg. Stride Length [m]	6.1	7.4	7.5	7.4	7.3	7.5	7.2	7.2	7.3	7.2



- [] Ranking at each section and finish
- .-.- No data available at this section
- NA No data available



Horse/Jockey Name	Koolatah
Final Rank	7
Fastest Section Time (Section)	0:11.47 (1800m)
Top Speed [km/h] (Section)	64.0 (1800m)
Race State	Finished



Sunshine Coast Poly Track QLD Professional

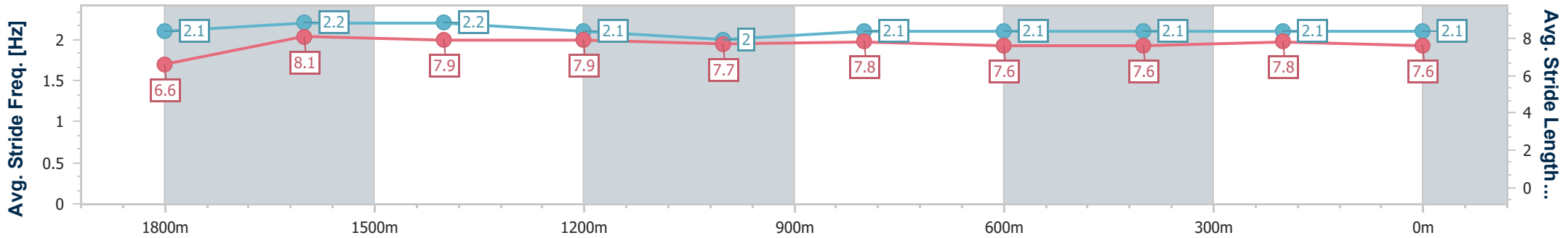
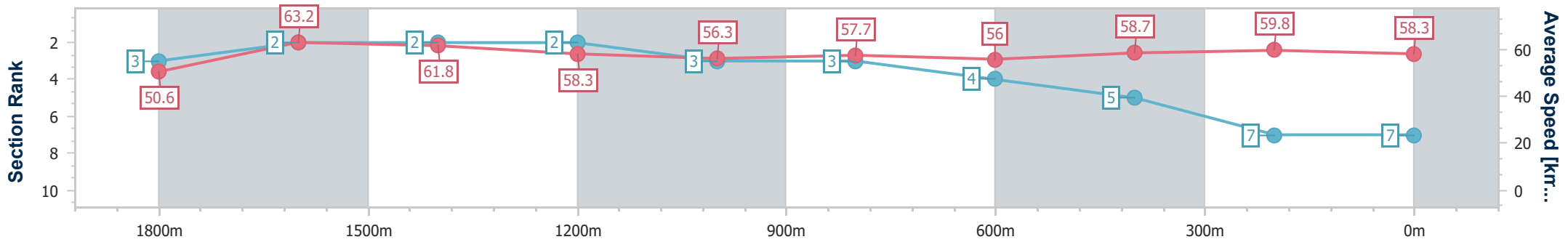
Race 5: CALOUNDRA RSL BENCHMARK 62 Handicap - 2000m



31 March 2024 - 15:05

Track Rating: Synthetic, Weather: Overcast, Rail Position: True

Section	Overall	1800m	1600m	1400m	1200m	1000m	800m	600m	400m	200m
Section Times	2:05.09 [7] (0:14.28)	1:50.81 [3] (0:11.47)	1:39.34 [2] (0:11.72)	1:27.62 [2] (0:12.43)	1:15.19 [2] (0:12.83)	1:02.36 [3] (0:12.49)	0:49.87 [3] (0:13.07)	0:36.80 [4] (0:12.46)	0:24.34 [5] (0:12.02)	0:12.32 [7] (0:12.32)
Average Speed [km/h]	50.6	63.2	61.8	58.3	56.3	57.7	56.0	58.7	59.8	58.3
Top Speed [km/h]	63.7	64.0	63.2	60.5	57.7	58.8	58.5	59.6	61.0	59.0
Avg. Dist. to Rail [m]	4.7	1.8	1.2	2.0	2.1	2.5	2.7	2.3	5.4	6.2
Avg. Stride Freq. [Hz]	2.1	2.2	2.2	2.1	2.0	2.1	2.1	2.1	2.1	2.1
Avg. Stride Length [m]	6.6	8.1	7.9	7.9	7.7	7.8	7.6	7.6	7.8	7.6



- [] Ranking at each section and finish
- .-.- No data available at this section
- NA No data available



Horse/Jockey Name	Zouy's Comet
Final Rank	8
Fastest Section Time (Section)	0:11.71 (1800m)
Top Speed [km/h] (Section)	63.4 (Overall)
Race State	Finished



Sunshine Coast Poly Track QLD Professional

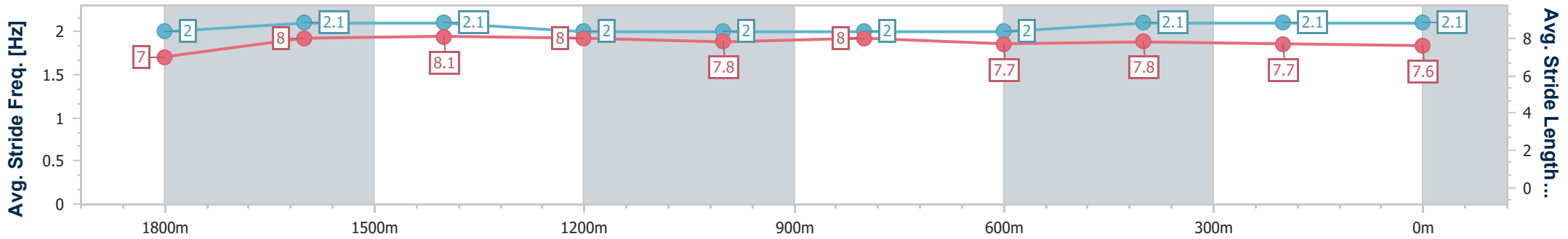
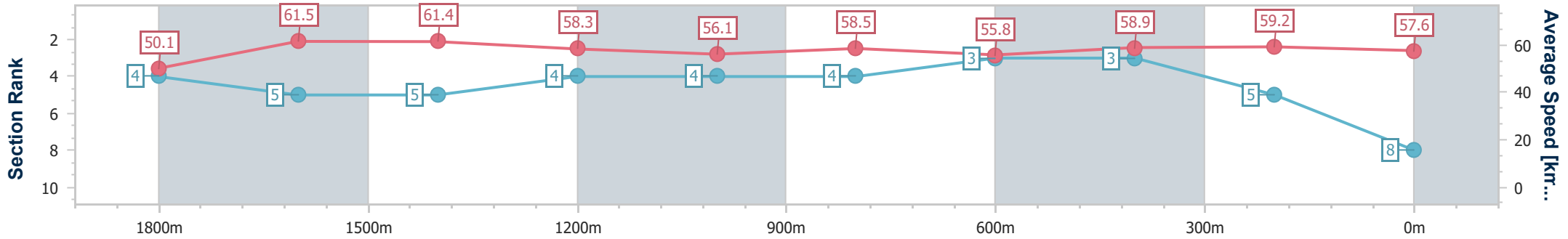
Race 5: CALOUNDRA RSL BENCHMARK 62 Handicap - 2000m



31 March 2024 - 15:05

Track Rating: Synthetic, Weather: Overcast, Rail Position: True

Section	Overall	1800m	1600m	1400m	1200m	1000m	800m	600m	400m	200m
Section Times	2:05.11 [8] (0:14.35)	1:50.76 [4] (0:11.71)	1:39.05 [5] (0:11.71)	1:27.34 [5] (0:12.35)	1:14.99 [4] (0:12.84)	1:02.15 [4] (0:12.30)	0:49.85 [4] (0:12.88)	0:36.97 [3] (0:12.42)	0:24.55 [3] (0:12.14)	0:12.41 [5] (0:12.41)
Average Speed [km/h]	50.1	61.5	61.4	58.3	56.1	58.5	55.8	58.9	59.2	57.6
Top Speed [km/h]	63.4	63.4	62.6	60.2	57.3	59.3	57.2	59.6	60.4	59.9
Avg. Dist. to Rail [m]	0.9	0.7	0.3	0.3	0.3	0.4	0.3	2.0	5.9	6.7
Avg. Stride Freq. [Hz]	2.0	2.1	2.1	2.0	2.0	2.0	2.0	2.1	2.1	2.1
Avg. Stride Length [m]	7.0	8.0	8.1	8.0	7.8	8.0	7.7	7.8	7.7	7.6



- [] Ranking at each section and finish
- .-.- No data available at this section
- NA No data available



Horse/Jockey Name	Mana Combat
Final Rank	9
Fastest Section Time (Section)	0:11.73 (1600m)
Top Speed [km/h] (Section)	64.0 (1800m)
Race State	Finished



Sunshine Coast Poly Track QLD Professional

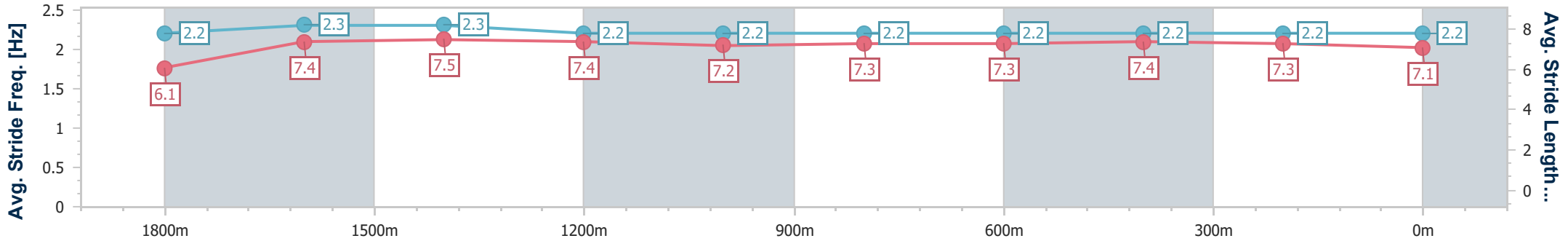
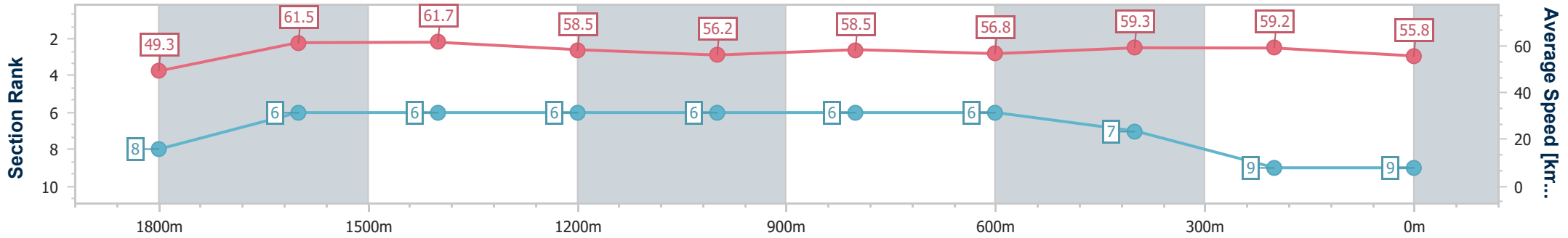
Race 5: CALOUNDRA RSL BENCHMARK 62 Handicap - 2000m



31 March 2024 - 15:05

Track Rating: Synthetic, Weather: Overcast, Rail Position: True

Section	Overall	1800m	1600m	1400m	1200m	1000m	800m	600m	400m	200m
Section Times	2:05.93 [9] (0:14.60)	1:51.33 [8] (0:11.75)	1:39.58 [6] (0:11.73)	1:27.85 [6] (0:12.39)	1:15.46 [6] (0:12.89)	1:02.57 [6] (0:12.31)	0:50.26 [6] (0:12.89)	0:37.37 [6] (0:12.37)	0:25.00 [7] (0:12.16)	0:12.84 [9] (0:12.84)
Average Speed [km/h]	49.3	61.5	61.7	58.5	56.2	58.5	56.8	59.3	59.2	55.8
Top Speed [km/h]	63.7	64.0	62.7	60.3	57.6	60.2	58.4	59.8	60.3	58.1
Avg. Dist. to Rail [m]	3.0	0.6	1.1	2.0	2.8	3.3	2.8	2.2	6.3	7.6
Avg. Stride Freq. [Hz]	2.2	2.3	2.3	2.2	2.2	2.2	2.2	2.2	2.2	2.2
Avg. Stride Length [m]	6.1	7.4	7.5	7.4	7.2	7.3	7.3	7.4	7.3	7.1



- [] Ranking at each section and finish
- .-.- No data available at this section
- NA No data available



Horse/Jockey Name	Iridessa
Final Rank	10
Fastest Section Time (Section)	0:11.92 (1600m)
Top Speed [km/h] (Section)	62.3 (Overall)
Race State	Finished



Sunshine Coast Poly Track QLD Professional

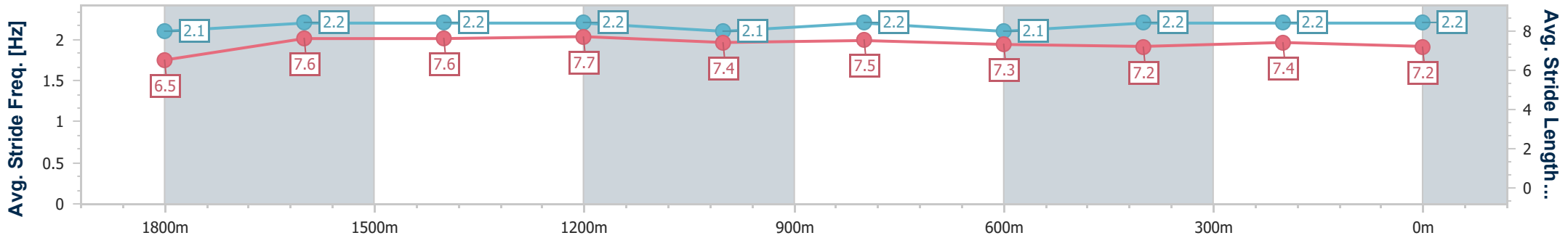
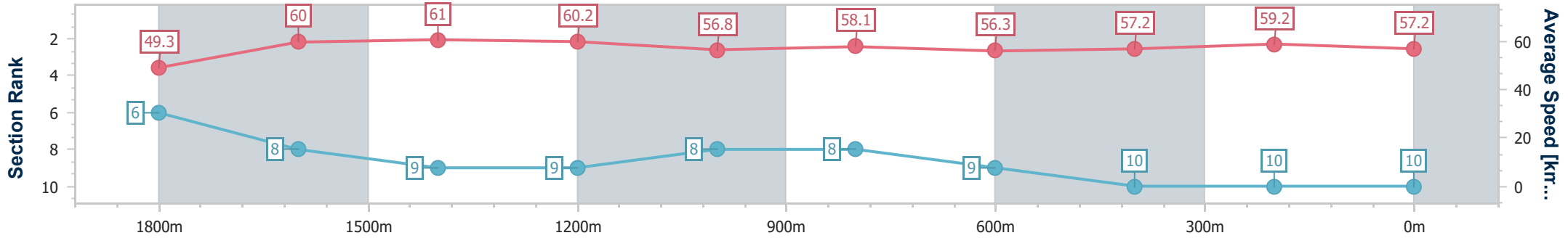
Race 5: CALOUNDRA RSL BENCHMARK 62 Handicap - 2000m



31 March 2024 - 15:05

Track Rating: Synthetic, Weather: Overcast, Rail Position: True

Section	Overall	1800m	1600m	1400m	1200m	1000m	800m	600m	400m	200m
Section Times	2:06.31 [10] (0:14.59)	1:51.72 [6] (0:12.09)	1:39.63 [8] (0:11.92)	1:27.71 [9] (0:12.06)	1:15.65 [9] (0:12.79)	1:02.86 [8] (0:12.38)	0:50.48 [8] (0:13.06)	0:37.42 [9] (0:12.71)	0:24.71 [10] (0:12.18)	0:12.53 [10] (0:12.53)
Average Speed [km/h]	49.3	60.0	61.0	60.2	56.8	58.1	56.3	57.2	59.2	57.2
Top Speed [km/h]	62.3	61.8	61.8	61.2	58.7	59.2	57.3	59.1	60.0	58.2
Avg. Dist. to Rail [m]	7.0	1.2	1.7	3.2	3.5	4.0	3.3	1.4	0.4	0.3
Avg. Stride Freq. [Hz]	2.1	2.2	2.2	2.2	2.1	2.2	2.1	2.2	2.2	2.2
Avg. Stride Length [m]	6.5	7.6	7.6	7.7	7.4	7.5	7.3	7.2	7.4	7.2



- [] Ranking at each section and finish
- .-.- No data available at this section
- NA No data available



Sunshine Coast Poly Track QLD Professional

Race 6: SYMONS LAXON RACING BENCHMARK 58 Handicap - 1400m

31 March 2024 - 15:46



Track Rating: Synthetic, Weather: Overcast, Rail Position: True

Section		Overall	1200m	1000m	800m	600m	400m	Last 600m				
Field Times		1:24.32 (0:13.73)	1:10.59 (0:11.51)	0:59.08 (0:11.42)	0:47.66 (0:11.95)	0:35.71 (0:12.04)	0:23.67 (0:11.77)	0:35.71				
Rank	TAB Horse/Jockey	Barrier	Top Speed [km/h]	Fastest Section	Distance Travelled [m]							
1	2 NIGHTSTICK Michael Rodd	2	64.2 1200m	0:11.46 400m	1:24.32 [1] (0:14.07)	1:10.25 [5] (0:11.58)	0:58.67 [6] (0:11.53)	0:47.14 [6] (0:11.96)	0:35.18 [5] (0:11.87)	0:23.31 [5] (0:11.46)	0:35.18	
2	8 WASSA Robbie Dolan	8	64.9 1200m	0:11.29 1000m	1:24.53 [2] (0:14.50)	1:10.03 [8] (0:11.61)	0:58.42 [8] (0:11.29)	0:47.13 [8] (0:11.90)	0:35.23 [7] (0:11.66)	0:23.57 [4] (0:11.46)	0:35.23	+6
3	3 STEP ON FIRE Emily Lang	3	63.7 1000m	0:11.43 1000m	1:24.96 [3] (0:14.17)	1:10.79 [7] (0:11.78)	0:59.01 [7] (0:11.43)	0:47.58 [7] (0:12.01)	0:35.57 [8] (0:11.74)	0:23.83 [8] (0:11.51)	0:35.57	+3
4	7 DANTE ALIGHIERI Olivia Kendal	7	64.4 1200m	0:11.54 1000m	1:25.00 [4] (0:13.96)	1:11.04 [3] (0:11.64)	0:59.40 [4] (0:11.54)	0:47.86 [5] (0:12.12)	0:35.74 [6] (0:11.86)	0:23.88 [7] (0:11.74)	0:35.74	-3
5	1 HOOKS Trudy Thornton	1	64.9 Overall	0:11.59 1200m	1:25.28 [5] (0:13.73)	1:11.55 [1] (0:11.59)	0:59.96 [3] (0:11.65)	0:48.31 [3] (0:12.04)	0:36.27 [3] (0:11.88)	0:24.39 [3] (0:11.97)	0:36.27	-3
6	4 STORMTROOPER Cejay Graham	4	66.3 1000m	0:11.42 1000m	1:25.40 [6] (0:13.79)	1:11.61 [2] (0:11.45)	1:00.16 [1] (0:11.42)	0:48.74 [1] (0:11.95)	0:36.79 [1] (0:12.14)	0:24.65 [2] (0:12.07)	0:36.79	-7
7	6 JOVIAL KID Jim Byrne	6	67.6 Overall	0:11.29 1200m	1:25.61 [7] (0:14.02)	1:11.59 [4] (0:11.29)	1:00.30 [2] (0:11.54)	0:48.76 [2] (0:11.92)	0:36.84 [2] (0:11.88)	0:24.96 [1] (0:12.16)	0:36.84	+0
8	5 BAMBALAM Wendy Peel	5	64.7 1200m	0:11.38 1000m	1:26.65 [8] (0:14.13)	1:12.52 [6] (0:11.48)	1:01.04 [5] (0:11.38)	0:49.66 [4] (0:12.08)	0:37.58 [4] (0:11.98)	0:25.60 [6] (0:12.18)	0:37.58	+6

Scratched: Night Vision (#9)

[] Ranking at each section and finish
 -:-:- No data available at this section
 NA No data available

SCN Saddle cloth number
 DNF Did not finish
 DNT Did not track



Sunshine Coast Poly Track QLD Professional
Race 6: SYMONS LAXON RACING BENCHMARK 58 Handicap - 1400m
31 March 2024 - 15:46



Track Rating: Synthetic, Weather: Overcast, Rail Position: True

Section							200m			Last 600m
Field Times							0:11.90			0:35.71
							(0:11.90)			
Rank	TAB	Horse/Jockey	Barrier	Top Speed [km/h]	Fastest Section	Margin			Distance Travelled [m]	
1	2	NIGHTSTICK	2	64.2	0:11.46	0:11.85 [2]	1:24.32		0:35.18	
		Michael Rodd		1200m	400m	(0:11.85)				
2	8	WASSA	8	64.9	0:11.29	0:12.11 [1]	1L		0:35.23 +6	
		Robbie Dolan		1200m	1000m	(0:12.11)				
3	3	STEP ON FIRE	3	63.7	0:11.43	0:12.32 [3]	3.5L		0:35.57 +3	
		Emily Lang		1000m	1000m	(0:12.32)				
4	7	DANTE ALIGHIERI	7	64.4	0:11.54	0:12.14 [6]	3.7L		0:35.74 -3	
		Olivia Kendal		1200m	1000m	(0:12.14)				
5	1	HOOKS	1	64.9	0:11.59	0:12.42 [6]	5.2L		0:36.27 -3	
		Trudy Thornton		Overall	1200m	(0:12.42)				
6	4	STORMTROOPER	4	66.3	0:11.42	0:12.58 [5]	5.7L		0:36.79 -7	
		Cejay Graham		1000m	1000m	(0:12.58)				
7	6	JOVIAL KID	6	67.6	0:11.29	0:12.80 [4]	6.7L		0:36.84 +0	
		Jim Byrne		Overall	1200m	(0:12.80)				
8	5	BAMBALAM	5	64.7	0:11.38	0:13.42 [8]	12.7L		0:37.58 +6	
		Wendy Peel		1200m	1000m	(0:13.42)				

Scratched: Night Vision (#9)

[] Ranking at each section and finish
 -:-:- No data available at this section
 NA No data available

SCN Saddle cloth number
 DNF Did not finish
 DNT Did not track



Horse/Jockey Name	Nightstick
Final Rank	1
Fastest Section Time (Section)	0:11.46 (400m)
Top Speed [km/h] (Section)	64.2 (1200m)
Race State	Finished



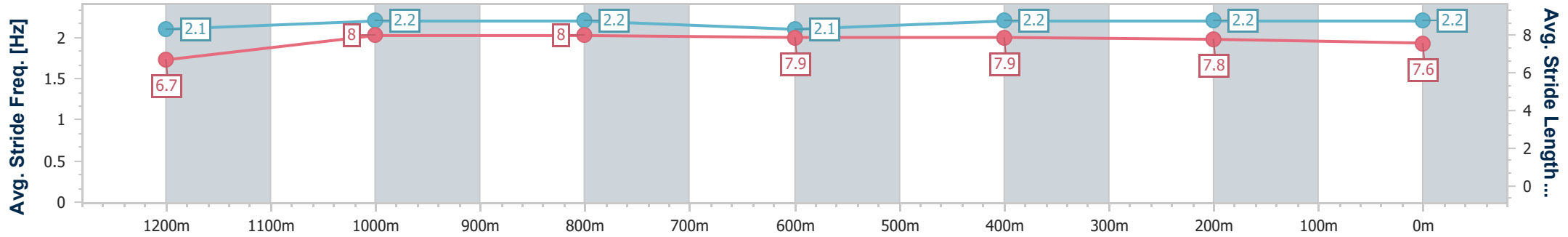
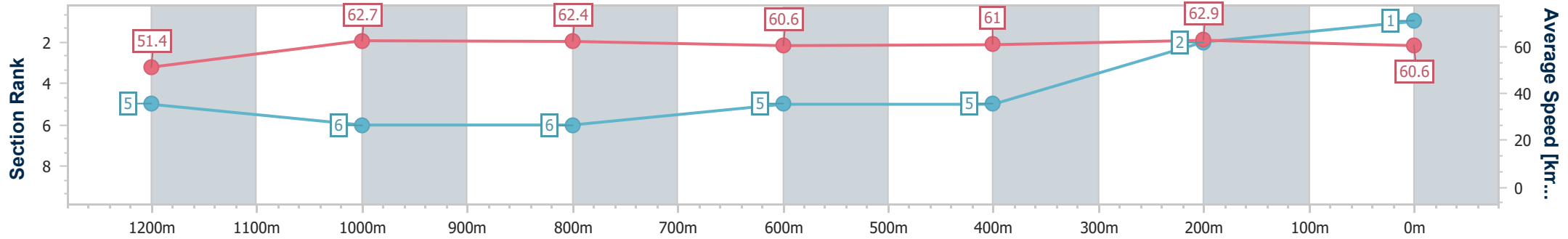
Sunshine Coast Poly Track QLD Professional
Race 6: SYMONS LAXON RACING BENCHMARK 58 Handicap - 1400m



31 March 2024 - 15:46

Track Rating: Synthetic, Weather: Overcast, Rail Position: True

Section	Overall	1200m	1000m	800m	600m	400m	200m
Section Times	1:24.32 [1] (0:14.07)	1:10.25 [5] (0:11.58)	0:58.67 [6] (0:11.53)	0:47.14 [6] (0:11.96)	0:35.18 [5] (0:11.87)	0:23.31 [5] (0:11.46)	0:11.85 [2] (0:11.85)
Average Speed [km/h]	51.4	62.7	62.4	60.6	61.0	62.9	60.6
Top Speed [km/h]	63.9	64.2	63.1	61.9	61.6	63.6	62.8
Avg. Dist. to Rail [m]	3.4	1.8	1.5	1.2	0.6	1.9	4.2
Avg. Stride Freq. [Hz]	2.1	2.2	2.2	2.1	2.2	2.2	2.2
Avg. Stride Length [m]	6.7	8.0	8.0	7.9	7.9	7.8	7.6



- [] Ranking at each section and finish
- .-.- No data available at this section
- NA No data available



Horse/Jockey Name	Wassa
Final Rank	2
Fastest Section Time (Section)	0:11.29 (1000m)
Top Speed [km/h] (Section)	64.9 (1200m)
Race State	Finished



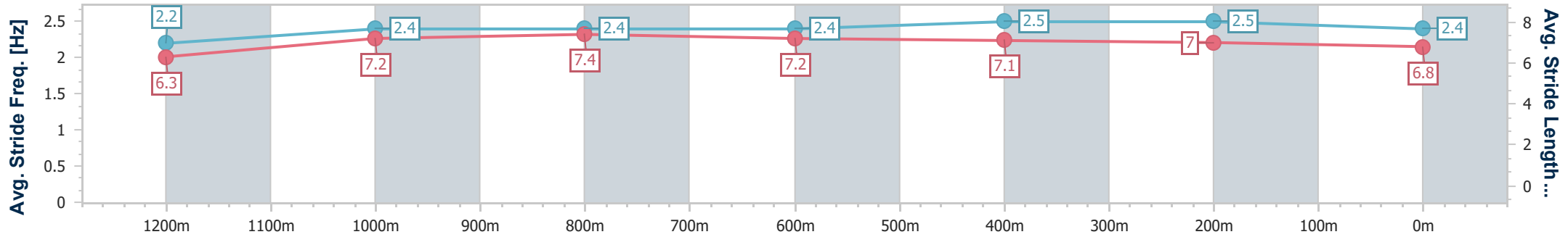
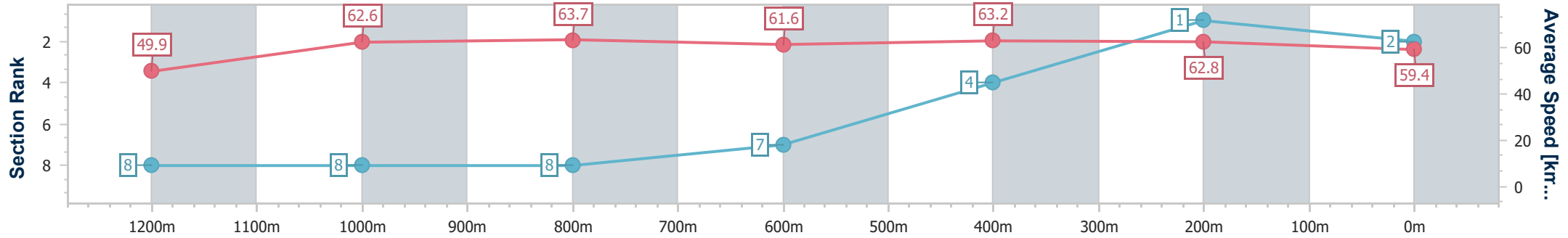
Sunshine Coast Poly Track QLD Professional
Race 6: SYMONS LAXON RACING BENCHMARK 58 Handicap - 1400m



31 March 2024 - 15:46

Track Rating: Synthetic, Weather: Overcast, Rail Position: True

Section	Overall	1200m	1000m	800m	600m	400m	200m
Section Times	1:24.53 [2] (0:14.50)	1:10.03 [8] (0:11.61)	0:58.42 [8] (0:11.29)	0:47.13 [8] (0:11.90)	0:35.23 [7] (0:11.66)	0:23.57 [4] (0:11.46)	0:12.11 [1] (0:12.11)
Average Speed [km/h]	49.9	62.6	63.7	61.6	63.2	62.8	59.4
Top Speed [km/h]	63.5	64.9	64.8	63.8	64.3	63.8	61.8
Avg. Dist. to Rail [m]	6.9	2.9	2.9	2.4	3.2	6.2	7.7
Avg. Stride Freq. [Hz]	2.2	2.4	2.4	2.4	2.5	2.5	2.4
Avg. Stride Length [m]	6.3	7.2	7.4	7.2	7.1	7.0	6.8



- [] Ranking at each section and finish
- .-.- No data available at this section
- NA No data available



Horse/Jockey Name	Step On Fire
Final Rank	3
Fastest Section Time (Section)	0:11.43 (1000m)
Top Speed [km/h] (Section)	63.7 (1000m)
Race State	Finished



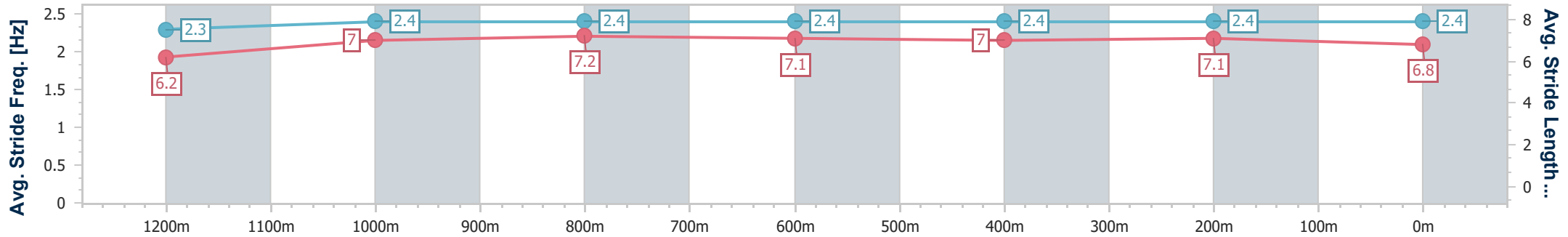
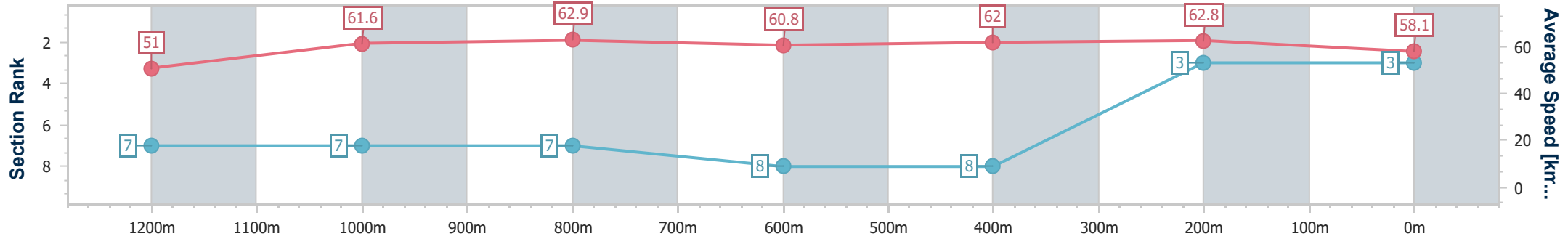
Sunshine Coast Poly Track QLD Professional
Race 6: SYMONS LAXON RACING BENCHMARK 58 Handicap - 1400m



31 March 2024 - 15:46

Track Rating: Synthetic, Weather: Overcast, Rail Position: True

Section	Overall	1200m	1000m	800m	600m	400m	200m
Section Times	1:24.96 [3] (0:14.17)	1:10.79 [7] (0:11.78)	0:59.01 [7] (0:11.43)	0:47.58 [7] (0:12.01)	0:35.57 [8] (0:11.74)	0:23.83 [8] (0:11.51)	0:12.32 [3] (0:12.32)
Average Speed [km/h]	51.0	61.6	62.9	60.8	62.0	62.8	58.1
Top Speed [km/h]	62.9	62.1	63.7	62.2	63.5	63.4	62.9
Avg. Dist. to Rail [m]	5.0	2.3	2.6	1.6	2.1	6.6	9.2
Avg. Stride Freq. [Hz]	2.3	2.4	2.4	2.4	2.4	2.4	2.4
Avg. Stride Length [m]	6.2	7.0	7.2	7.1	7.0	7.1	6.8



- [] Ranking at each section and finish
- .-.- No data available at this section
- NA No data available



Horse/Jockey Name	Dante Alighieri
Final Rank	4
Fastest Section Time (Section)	0:11.54 (1000m)
Top Speed [km/h] (Section)	64.4 (1200m)
Race State	Finished



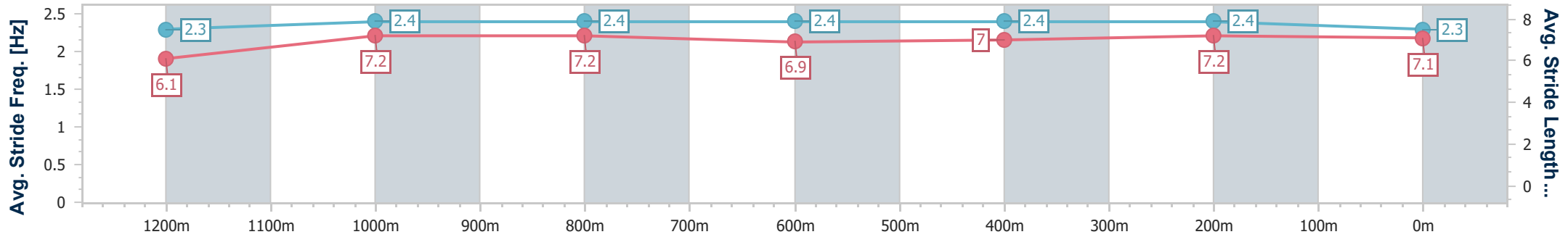
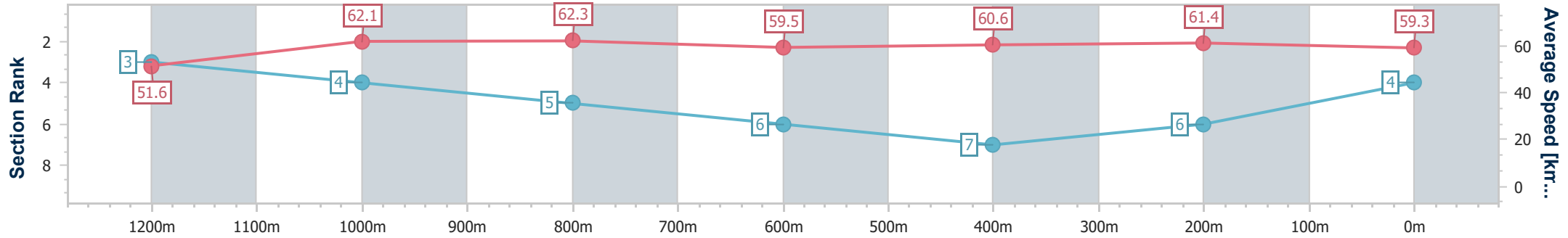
Sunshine Coast Poly Track QLD Professional
Race 6: SYMONS LAXON RACING BENCHMARK 58 Handicap - 1400m



31 March 2024 - 15:46

Track Rating: Synthetic, Weather: Overcast, Rail Position: True

Section	Overall	1200m	1000m	800m	600m	400m	200m
Section Times	1:25.00 [4] (0:13.96)	1:11.04 [3] (0:11.64)	0:59.40 [4] (0:11.54)	0:47.86 [5] (0:12.12)	0:35.74 [6] (0:11.86)	0:23.88 [7] (0:11.74)	0:12.14 [6] (0:12.14)
Average Speed [km/h]	51.6	62.1	62.3	59.5	60.6	61.4	59.3
Top Speed [km/h]	63.2	64.4	63.9	61.9	62.2	62.6	61.1
Avg. Dist. to Rail [m]	2.3	0.8	0.7	0.3	0.5	1.5	4.5
Avg. Stride Freq. [Hz]	2.3	2.4	2.4	2.4	2.4	2.4	2.3
Avg. Stride Length [m]	6.1	7.2	7.2	6.9	7.0	7.2	7.1



- [] Ranking at each section and finish
- .-.- No data available at this section
- NA No data available



Horse/Jockey Name	Hooks
Final Rank	5
Fastest Section Time (Section)	0:11.59 (1200m)
Top Speed [km/h] (Section)	64.9 (Overall)
Race State	Finished



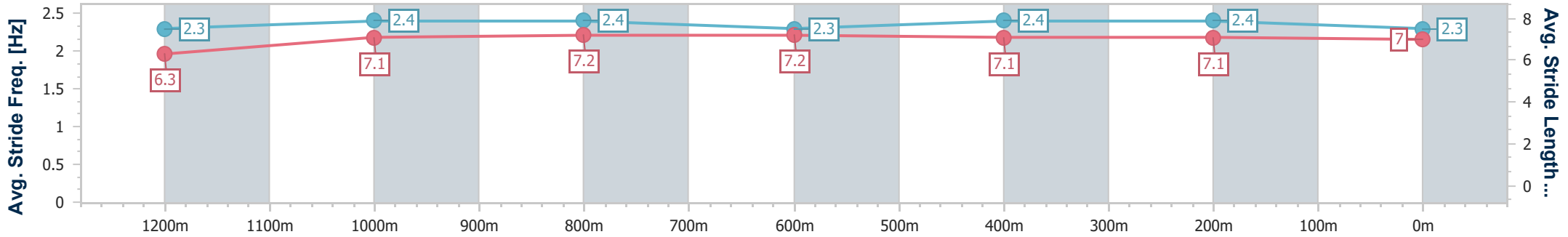
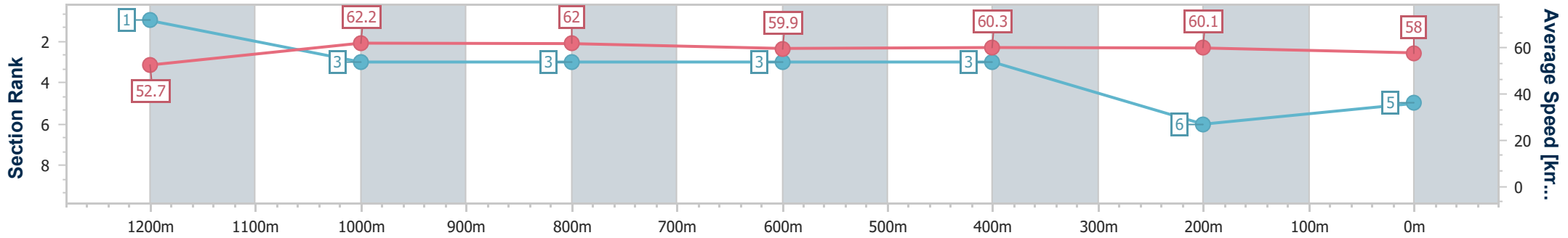
Sunshine Coast Poly Track QLD Professional
Race 6: SYMONS LAXON RACING BENCHMARK 58 Handicap - 1400m



31 March 2024 - 15:46

Track Rating: Synthetic, Weather: Overcast, Rail Position: True

Section	Overall	1200m	1000m	800m	600m	400m	200m
Section Times	1:25.28 [5] (0:13.73)	1:11.55 [1] (0:11.59)	0:59.96 [3] (0:11.65)	0:48.31 [3] (0:12.04)	0:36.27 [3] (0:11.88)	0:24.39 [3] (0:11.97)	0:12.42 [6] (0:12.42)
Average Speed [km/h]	52.7	62.2	62.0	59.9	60.3	60.1	58.0
Top Speed [km/h]	64.9	63.8	62.7	60.8	61.3	61.0	59.7
Avg. Dist. to Rail [m]	6.1	1.2	1.0	0.3	0.4	2.0	4.7
Avg. Stride Freq. [Hz]	2.3	2.4	2.4	2.3	2.4	2.4	2.3
Avg. Stride Length [m]	6.3	7.1	7.2	7.2	7.1	7.1	7.0



- [] Ranking at each section and finish
- .-.- No data available at this section
- NA No data available



Horse/Jockey Name	Stormtrooper
Final Rank	6
Fastest Section Time (Section)	0:11.42 (1000m)
Top Speed [km/h] (Section)	66.3 (1000m)
Race State	Finished



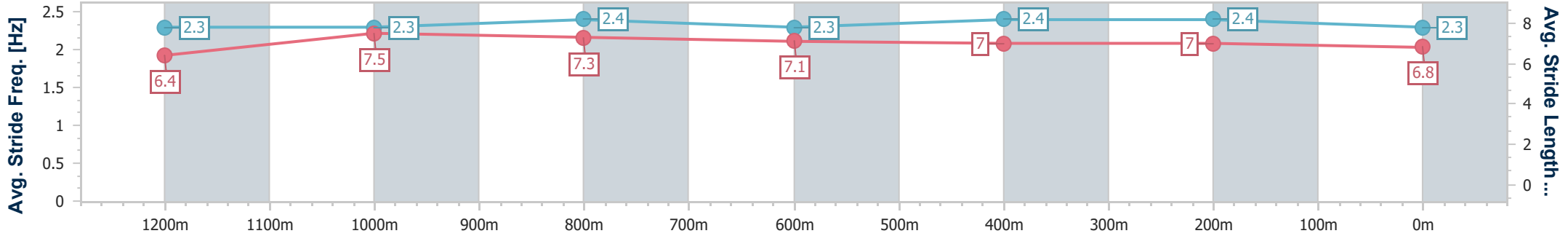
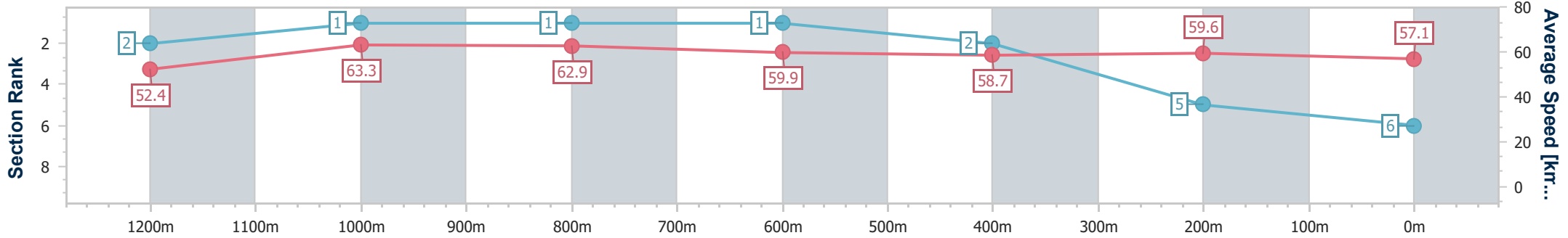
Sunshine Coast Poly Track QLD Professional
Race 6: SYMONS LAXON RACING BENCHMARK 58 Handicap - 1400m



31 March 2024 - 15:46

Track Rating: Synthetic, Weather: Overcast, Rail Position: True

Section	Overall	1200m	1000m	800m	600m	400m	200m
Section Times	1:25.40 [6] (0:13.79)	1:11.61 [2] (0:11.45)	1:00.16 [1] (0:11.42)	0:48.74 [1] (0:11.95)	0:36.79 [1] (0:12.14)	0:24.65 [2] (0:12.07)	0:12.58 [5] (0:12.58)
Average Speed [km/h]	52.4	63.3	62.9	59.9	58.7	59.6	57.1
Top Speed [km/h]	64.6	66.2	66.3	62.1	60.1	61.0	58.3
Avg. Dist. to Rail [m]	6.8	0.9	0.3	1.1	1.3	0.6	0.8
Avg. Stride Freq. [Hz]	2.3	2.3	2.4	2.3	2.4	2.4	2.3
Avg. Stride Length [m]	6.4	7.5	7.3	7.1	7.0	7.0	6.8



- [] Ranking at each section and finish
- .-.- No data available at this section
- NA No data available



Horse/Jockey Name	Jovial Kid
Final Rank	7
Fastest Section Time (Section)	0:11.29 (1200m)
Top Speed [km/h] (Section)	67.6 (Overall)
Race State	Finished



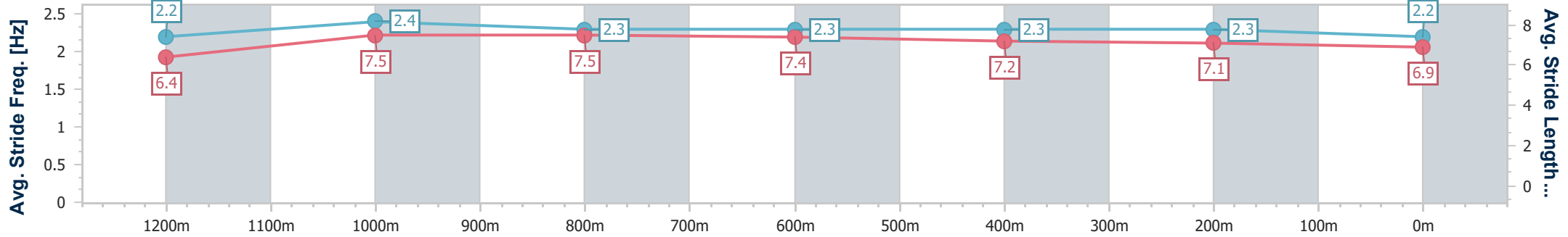
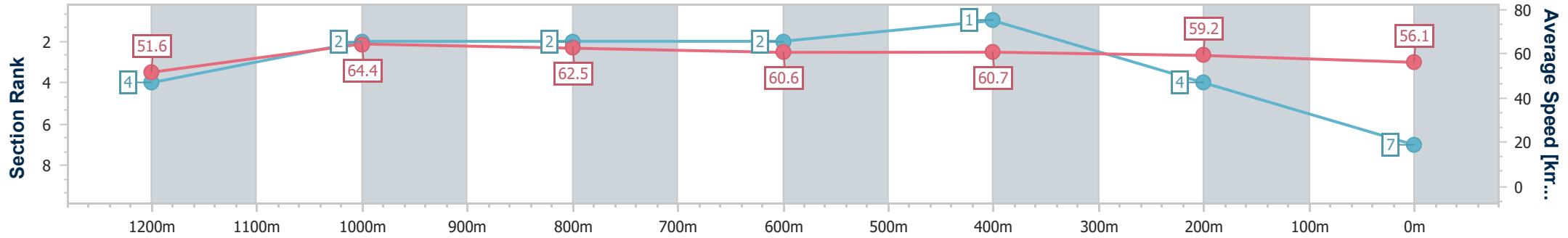
Sunshine Coast Poly Track QLD Professional
Race 6: SYMONS LAXON RACING BENCHMARK 58 Handicap - 1400m



31 March 2024 - 15:46

Track Rating: Synthetic, Weather: Overcast, Rail Position: True

Section	Overall	1200m	1000m	800m	600m	400m	200m
Section Times	1:25.61 [7] (0:14.02)	1:11.59 [4] (0:11.29)	1:00.30 [2] (0:11.54)	0:48.76 [2] (0:11.92)	0:36.84 [2] (0:11.88)	0:24.96 [1] (0:12.16)	0:12.80 [4] (0:12.80)
Average Speed [km/h]	51.6	64.4	62.5	60.6	60.7	59.2	56.1
Top Speed [km/h]	67.6	67.5	65.5	61.5	61.4	61.0	58.0
Avg. Dist. to Rail [m]	5.3	4.7	3.4	1.0	0.2	1.2	1.9
Avg. Stride Freq. [Hz]	2.2	2.4	2.3	2.3	2.3	2.3	2.2
Avg. Stride Length [m]	6.4	7.5	7.5	7.4	7.2	7.1	6.9



- [] Ranking at each section and finish
- .-.- No data available at this section
- NA No data available



Horse/Jockey Name	Bambalam
Final Rank	8
Fastest Section Time (Section)	0:11.38 (1000m)
Top Speed [km/h] (Section)	64.7 (1200m)
Race State	Finished



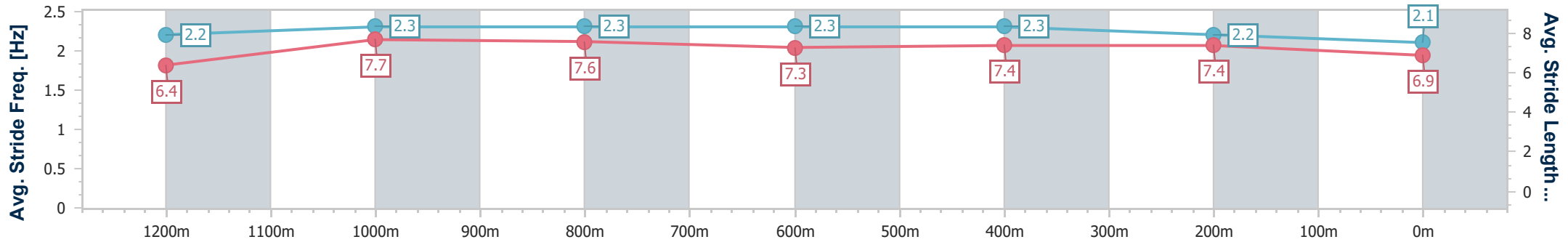
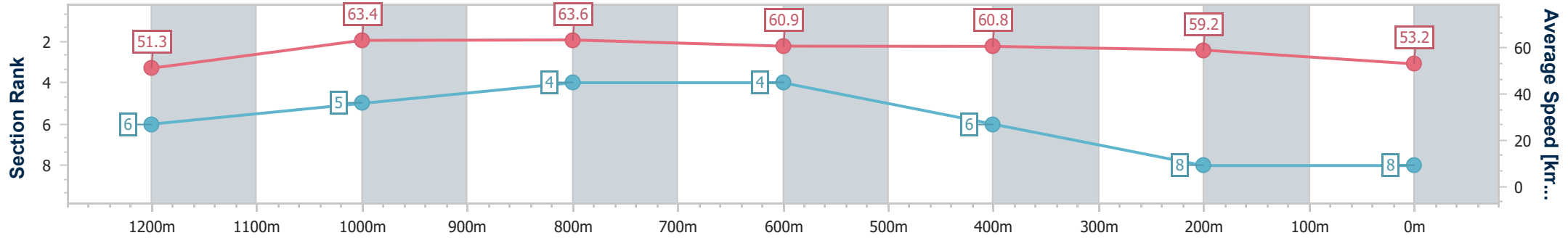
Sunshine Coast Poly Track QLD Professional
Race 6: SYMONS LAXON RACING BENCHMARK 58 Handicap - 1400m



31 March 2024 - 15:46

Track Rating: Synthetic, Weather: Overcast, Rail Position: True

Section	Overall	1200m	1000m	800m	600m	400m	200m
Section Times	1:26.65 [8] (0:14.13)	1:12.52 [6] (0:11.48)	1:01.04 [5] (0:11.38)	0:49.66 [4] (0:12.08)	0:37.58 [4] (0:11.98)	0:25.60 [6] (0:12.18)	0:13.42 [8] (0:13.42)
Average Speed [km/h]	51.3	63.4	63.6	60.9	60.8	59.2	53.2
Top Speed [km/h]	64.6	64.7	64.2	62.0	61.6	60.0	57.0
Avg. Dist. to Rail [m]	6.7	4.4	3.8	3.4	2.0	4.7	4.2
Avg. Stride Freq. [Hz]	2.2	2.3	2.3	2.3	2.3	2.2	2.1
Avg. Stride Length [m]	6.4	7.7	7.6	7.3	7.4	7.4	6.9



- [] Ranking at each section and finish
- .-.- No data available at this section
- NA No data available



Sunshine Coast Poly Track QLD Professional

Race 7: VALE HARRY REED BENCHMARK 65 Handicap - 1100m

31 March 2024 - 16:27



Track Rating: Synthetic, Weather: Overcast, Rail Position: True

Section		Overall	1000m	800m	600m	400m	200m	Last 600m					
Field Times		1:04.80 (0:08.00)	0:56.80 (0:10.73)	0:46.07 (0:11.38)	0:34.69 (0:11.66)	0:23.03 (0:11.39)	0:11.64 (0:11.64)	0:34.69					
Rank	TAB Horse/Jockey	Barrier	Top Speed [km/h]	Fastest Section	Margin						Distance Travelled [m]		
1	3 GALAXY GENERAL Boris Thornton	3	67.3 1000m	0:08.00 Overall	1:04.80 [1] (0:08.00)	0:56.80 [1] (0:10.96)	0:45.84 [5] (0:11.45)	0:34.39 [4] (0:11.55)	0:22.84 [3] (0:11.20)	0:11.64 [1] (0:11.64)	1:04.80	0:34.39	
2	1 MINKS STAR Michael Rodd	1	67.8 1000m	0:08.09 Overall	1:05.01 [2] (0:08.09)	0:56.92 [3] (0:10.79)	0:46.13 [3] (0:11.43)	0:34.70 [2] (0:11.69)	0:23.01 [4] (0:11.28)	0:11.73 [2] (0:11.73)	1L	0:34.70	+5
3	8 ADALIE Cejay Graham	8	67.0 1000m	0:08.10 Overall	1:05.25 [3] (0:08.10)	0:57.15 [4] (0:10.92)	0:46.23 [7] (0:11.44)	0:34.79 [7] (0:11.71)	0:23.08 [7] (0:11.35)	0:11.73 [5] (0:11.73)	2.3L	0:34.79	+3
4	9 TOW THE LINE Cody Collis	9	68.8 1000m	0:08.17 Overall	1:05.29 [4] (0:08.17)	0:57.12 [7] (0:10.79)	0:46.33 [4] (0:11.38)	0:34.95 [3] (0:11.60)	0:23.35 [2] (0:11.42)	0:11.93 [4] (0:11.93)	2.5L	0:34.95	+8
5	11 MAXIE TAP Trudy Thornton	11	67.7 1000m	0:08.66 Overall	1:05.54 [5] (0:08.66)	0:56.88 [9] (0:10.98)	0:45.90 [9] (0:11.09)	0:34.81 [9] (0:11.49)	0:23.32 [9] (0:11.47)	0:11.85 [8] (0:11.85)	3.8L	0:34.81	-1
6	6 BELISTIC MAN Jim Byrne	6	69.2 1000m	0:08.04 Overall	1:05.58 [6] (0:08.04)	0:57.54 [2] (0:10.69)	0:46.85 [1] (0:11.38)	0:35.47 [1] (0:11.66)	0:23.81 [1] (0:11.53)	0:12.28 [3] (0:12.28)	4L	0:35.47	+4
7	10 SHAJAEA Robbie Dolan	10	67.8 1000m	0:08.13 Overall	1:05.73 [7] (0:08.13)	0:57.60 [5] (0:10.98)	0:46.62 [8] (0:11.39)	0:35.23 [8] (0:11.69)	0:23.54 [8] (0:11.43)	0:12.11 [6] (0:12.11)	4.8L	0:35.23	+5
8	4 MR VISTA Dale Smith	4	68.6 1000m	0:08.19 Overall	1:05.81 [8] (0:08.19)	0:57.62 [8] (0:10.81)	0:46.81 [6] (0:11.44)	0:35.37 [5] (0:11.73)	0:23.64 [6] (0:11.52)	0:12.12 [9] (0:12.12)	5.1L	0:35.37	+9
9	2 SERIGALA Nozi Tomizawa	2	69.1 1000m	0:08.16 Overall	1:06.13 [9] (0:08.16)	0:57.97 [6] (0:10.68)	0:47.29 [2] (0:11.62)	0:35.67 [6] (0:11.57)	0:24.10 [5] (0:11.60)	0:12.50 [7] (0:12.50)	6.9L	0:35.67	+8

Scratched: Our Red Planet (#7), Our Rocketman (#5)

[] Ranking at each section and finish
 -:-:- No data available at this section
 NA No data available

SCN Saddle cloth number
 DNF Did not finish
 DNT Did not track



Horse/Jockey Name	Galaxy General
Final Rank	1
Fastest Section Time (Section)	0:08.00 (Overall)
Top Speed [km/h] (Section)	67.3 (1000m)
Race State	Finished



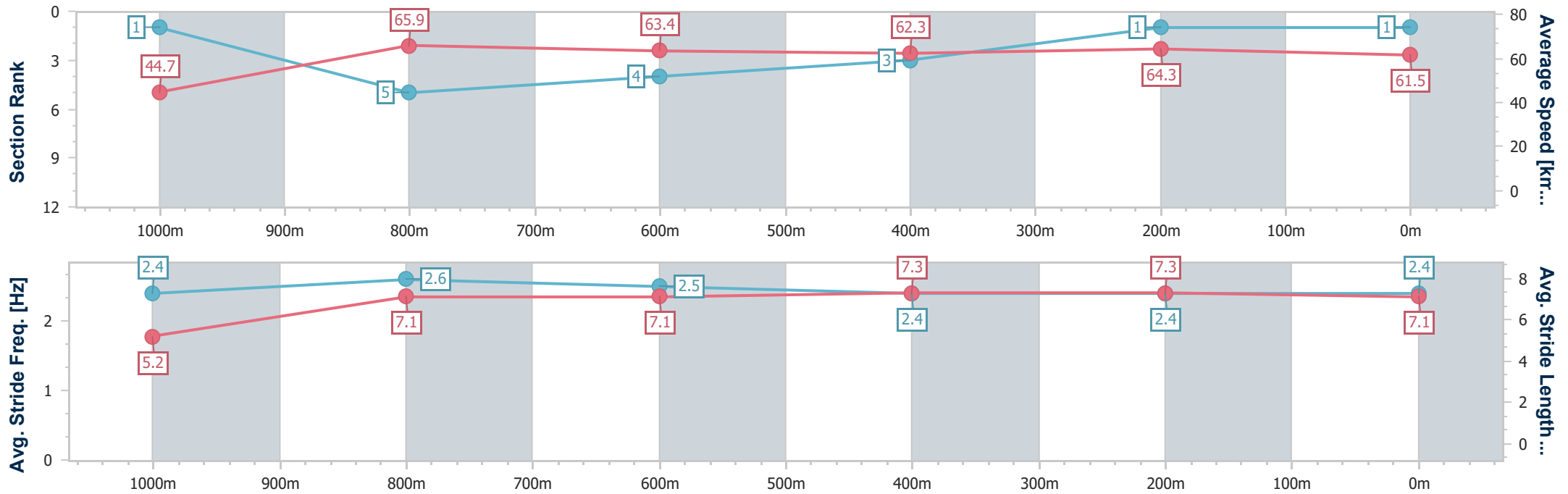
Sunshine Coast Poly Track QLD Professional
Race 7: VALE HARRY REED BENCHMARK 65 Handicap - 1100m



31 March 2024 - 16:27

Track Rating: Synthetic, Weather: Overcast, Rail Position: True

Section	Overall	1000m	800m	600m	400m	200m
Section Times	1:04.80 [1] (0:08.00)	0:56.80 [1] (0:10.96)	0:45.84 [5] (0:11.45)	0:34.39 [4] (0:11.55)	0:22.84 [3] (0:11.20)	0:11.64 [1] (0:11.64)
Average Speed [km/h]	44.7	65.9	63.4	62.3	64.3	61.5
Top Speed [km/h]	63.5	67.3	64.8	63.6	65.2	64.5
Avg. Dist. to Rail [m]	3.8	2.1	1.2	0.2	0.4	0.5
Avg. Stride Freq. [Hz]	2.4	2.6	2.5	2.4	2.4	2.4
Avg. Stride Length [m]	5.2	7.1	7.1	7.3	7.3	7.1



- [] Ranking at each section and finish
- .-.- No data available at this section
- NA No data available



Horse/Jockey Name	Minks Star
Final Rank	2
Fastest Section Time (Section)	0:08.09 (Overall)
Top Speed [km/h] (Section)	67.8 (1000m)
Race State	Finished



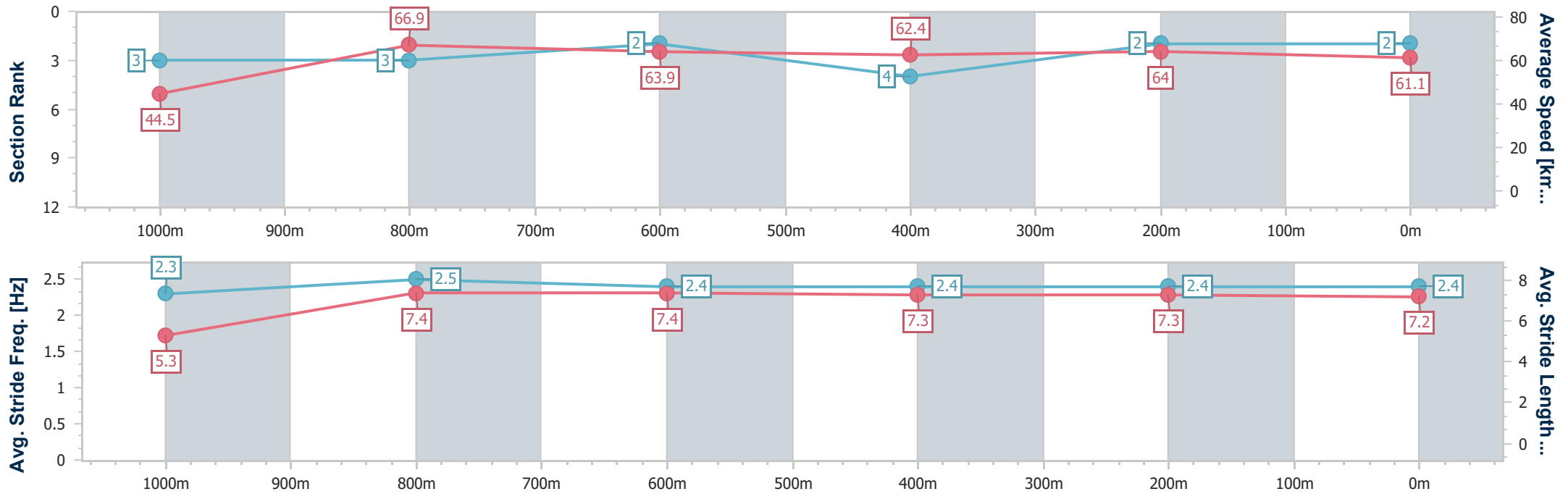
Sunshine Coast Poly Track QLD Professional
Race 7: VALE HARRY REED BENCHMARK 65 Handicap - 1100m



31 March 2024 - 16:27

Track Rating: Synthetic, Weather: Overcast, Rail Position: True

Section	Overall	1000m	800m	600m	400m	200m
Section Times	1:05.01 [2] (0:08.09)	0:56.92 [3] (0:10.79)	0:46.13 [3] (0:11.43)	0:34.70 [2] (0:11.69)	0:23.01 [4] (0:11.28)	0:11.73 [2] (0:11.73)
Average Speed [km/h]	44.5	66.9	63.9	62.4	64.0	61.1
Top Speed [km/h]	64.7	67.8	66.6	64.0	64.3	63.1
Avg. Dist. to Rail [m]	6.8	5.1	1.9	2.3	2.7	4.6
Avg. Stride Freq. [Hz]	2.3	2.5	2.4	2.4	2.4	2.4
Avg. Stride Length [m]	5.3	7.4	7.4	7.3	7.3	7.2



- [] Ranking at each section and finish
- .-.- No data available at this section
- NA No data available



Horse/Jockey Name	Adalie
Final Rank	3
Fastest Section Time (Section)	0:08.10 (Overall)
Top Speed [km/h] (Section)	67.0 (1000m)
Race State	Finished



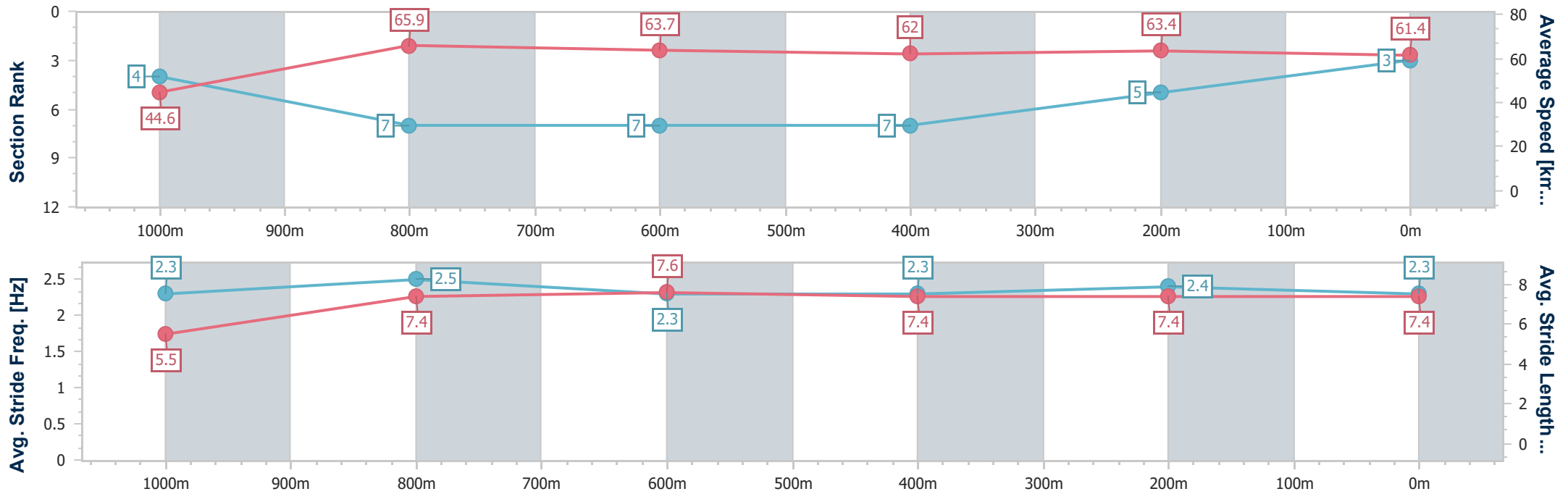
Sunshine Coast Poly Track QLD Professional
Race 7: VALE HARRY REED BENCHMARK 65 Handicap - 1100m



31 March 2024 - 16:27

Track Rating: Synthetic, Weather: Overcast, Rail Position: True

Section	Overall	1000m	800m	600m	400m	200m
Section Times	1:05.25 [3] (0:08.10)	0:57.15 [4] (0:10.92)	0:46.23 [7] (0:11.44)	0:34.79 [7] (0:11.71)	0:23.08 [7] (0:11.35)	0:11.73 [5] (0:11.73)
Average Speed [km/h]	44.6	65.9	63.7	62.0	63.4	61.4
Top Speed [km/h]	63.7	67.0	64.7	63.3	64.0	63.3
Avg. Dist. to Rail [m]	4.5	2.9	1.8	1.2	3.2	4.2
Avg. Stride Freq. [Hz]	2.3	2.5	2.3	2.3	2.4	2.3
Avg. Stride Length [m]	5.5	7.4	7.6	7.4	7.4	7.4



- [] Ranking at each section and finish
- .-.- No data available at this section
- NA No data available



Horse/Jockey Name	Tow The Line
Final Rank	4
Fastest Section Time (Section)	0:08.17 (Overall)
Top Speed [km/h] (Section)	68.8 (1000m)
Race State	Finished



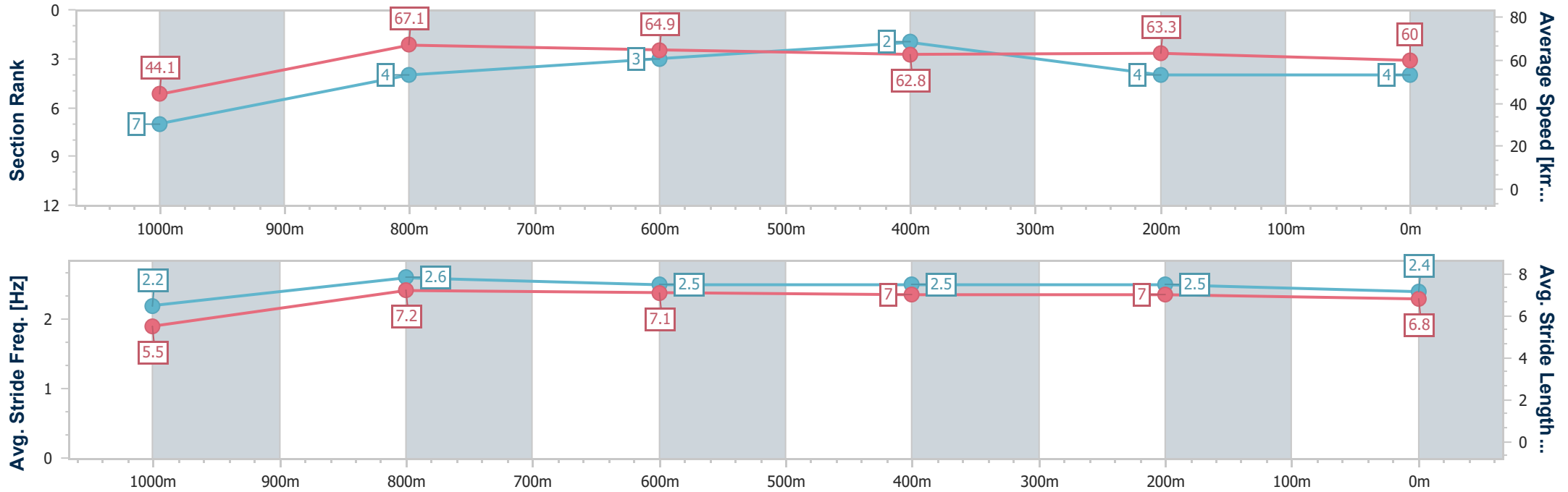
Sunshine Coast Poly Track QLD Professional
Race 7: VALE HARRY REED BENCHMARK 65 Handicap - 1100m



31 March 2024 - 16:27

Track Rating: Synthetic, Weather: Overcast, Rail Position: True

Section	Overall	1000m	800m	600m	400m	200m
Section Times	1:05.29 [4] (0:08.17)	0:57.12 [7] (0:10.79)	0:46.33 [4] (0:11.38)	0:34.95 [3] (0:11.60)	0:23.35 [2] (0:11.42)	0:11.93 [4] (0:11.93)
Average Speed [km/h]	44.1	67.1	64.9	62.8	63.3	60.0
Top Speed [km/h]	63.3	68.8	66.9	63.6	64.1	62.9
Avg. Dist. to Rail [m]	10.6	8.9	4.1	2.1	4.5	6.3
Avg. Stride Freq. [Hz]	2.2	2.6	2.5	2.5	2.5	2.4
Avg. Stride Length [m]	5.5	7.2	7.1	7.0	7.0	6.8



- [] Ranking at each section and finish
- .-.- No data available at this section
- NA No data available



Horse/Jockey Name	Maxie Tap
Final Rank	5
Fastest Section Time (Section)	0:08.66 (Overall)
Top Speed [km/h] (Section)	67.7 (1000m)
Race State	Finished



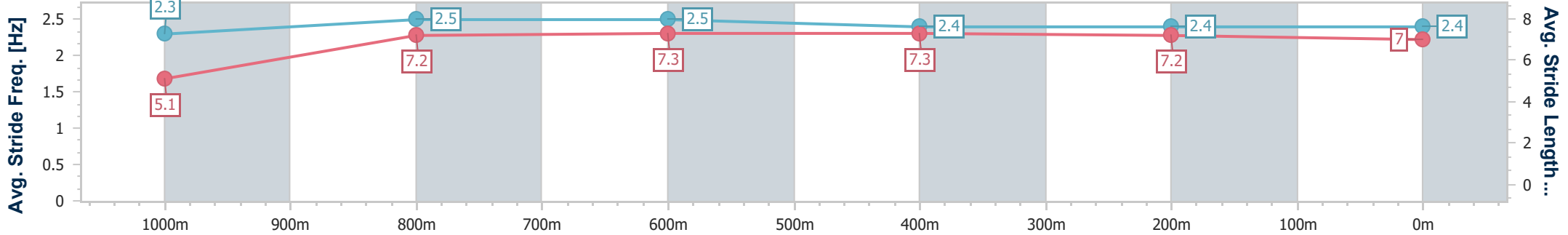
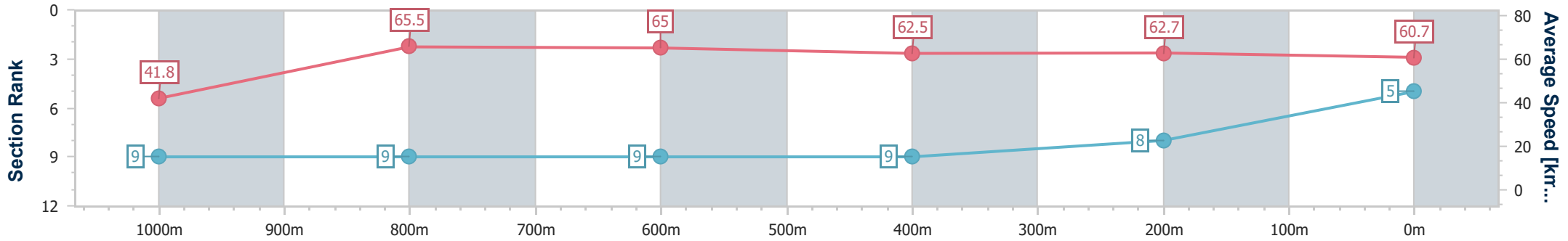
Sunshine Coast Poly Track QLD Professional
Race 7: VALE HARRY REED BENCHMARK 65 Handicap - 1100m



31 March 2024 - 16:27

Track Rating: Synthetic, Weather: Overcast, Rail Position: True

Section	Overall	1000m	800m	600m	400m	200m
Section Times	1:05.54 [5] (0:08.66)	0:56.88 [9] (0:10.98)	0:45.90 [9] (0:11.09)	0:34.81 [9] (0:11.49)	0:23.32 [9] (0:11.47)	0:11.85 [8] (0:11.85)
Average Speed [km/h]	41.8	65.5	65.0	62.5	62.7	60.7
Top Speed [km/h]	60.2	67.7	67.2	63.5	63.6	62.1
Avg. Dist. to Rail [m]	4.4	1.9	0.7	0.4	0.2	0.6
Avg. Stride Freq. [Hz]	2.3	2.5	2.5	2.4	2.4	2.4
Avg. Stride Length [m]	5.1	7.2	7.3	7.3	7.2	7.0



- [] Ranking at each section and finish
- .-.- No data available at this section
- NA No data available



Horse/Jockey Name	Belistic Man
Final Rank	6
Fastest Section Time (Section)	0:08.04 (Overall)
Top Speed [km/h] (Section)	69.2 (1000m)
Race State	Finished



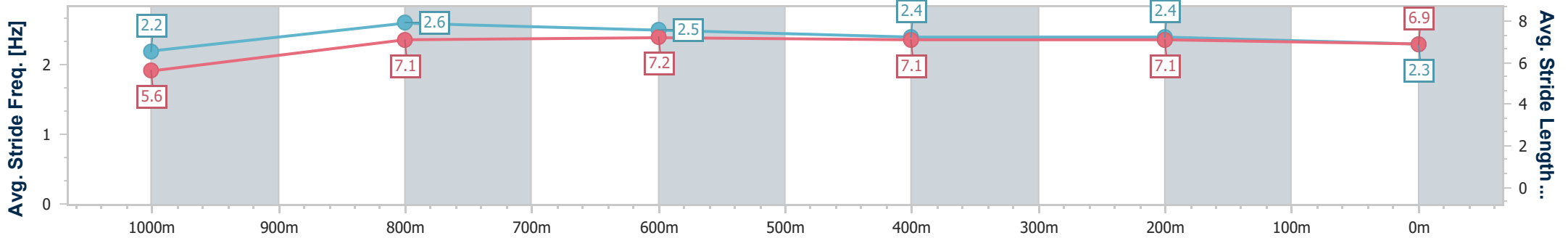
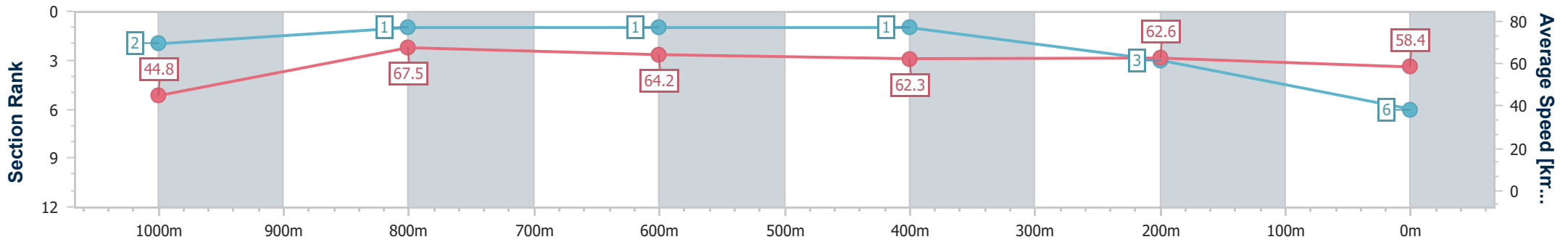
Sunshine Coast Poly Track QLD Professional
Race 7: VALE HARRY REED BENCHMARK 65 Handicap - 1100m



31 March 2024 - 16:27

Track Rating: Synthetic, Weather: Overcast, Rail Position: True

Section	Overall	1000m	800m	600m	400m	200m
Section Times	1:05.58 [6] (0:08.04)	0:57.54 [2] (0:10.69)	0:46.85 [1] (0:11.38)	0:35.47 [1] (0:11.66)	0:23.81 [1] (0:11.53)	0:12.28 [3] (0:12.28)
Average Speed [km/h]	44.8	67.5	64.2	62.3	62.6	58.4
Top Speed [km/h]	64.5	69.2	66.7	64.7	63.6	61.4
Avg. Dist. to Rail [m]	5.4	4.5	2.2	1.2	1.8	2.0
Avg. Stride Freq. [Hz]	2.2	2.6	2.5	2.4	2.4	2.3
Avg. Stride Length [m]	5.6	7.1	7.2	7.1	7.1	6.9



- [] Ranking at each section and finish
- .-.- No data available at this section
- NA No data available



Horse/Jockey Name	Shajaea
Final Rank	7
Fastest Section Time (Section)	0:08.13 (Overall)
Top Speed [km/h] (Section)	67.8 (1000m)
Race State	Finished



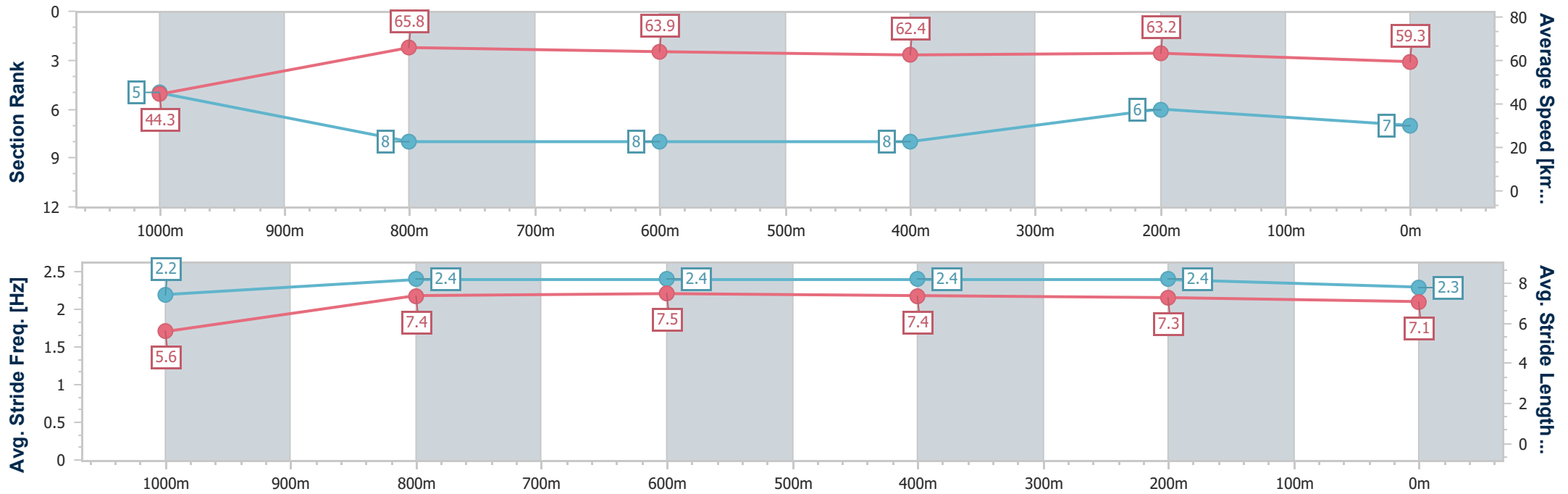
Sunshine Coast Poly Track QLD Professional
Race 7: VALE HARRY REED BENCHMARK 65 Handicap - 1100m



31 March 2024 - 16:27

Track Rating: Synthetic, Weather: Overcast, Rail Position: True

Section	Overall	1000m	800m	600m	400m	200m
Section Times	1:05.73 [7] (0:08.13)	0:57.60 [5] (0:10.98)	0:46.62 [8] (0:11.39)	0:35.23 [8] (0:11.69)	0:23.54 [8] (0:11.43)	0:12.11 [6] (0:12.11)
Average Speed [km/h]	44.3	65.8	63.9	62.4	63.2	59.3
Top Speed [km/h]	63.8	67.8	65.8	63.9	64.0	62.8
Avg. Dist. to Rail [m]	7.3	5.3	2.1	1.7	6.2	8.1
Avg. Stride Freq. [Hz]	2.2	2.4	2.4	2.4	2.4	2.3
Avg. Stride Length [m]	5.6	7.4	7.5	7.4	7.3	7.1



- [] Ranking at each section and finish
- .-.- No data available at this section
- NA No data available



Horse/Jockey Name	Mr Vista
Final Rank	8
Fastest Section Time (Section)	0:08.19 (Overall)
Top Speed [km/h] (Section)	68.6 (1000m)
Race State	Finished



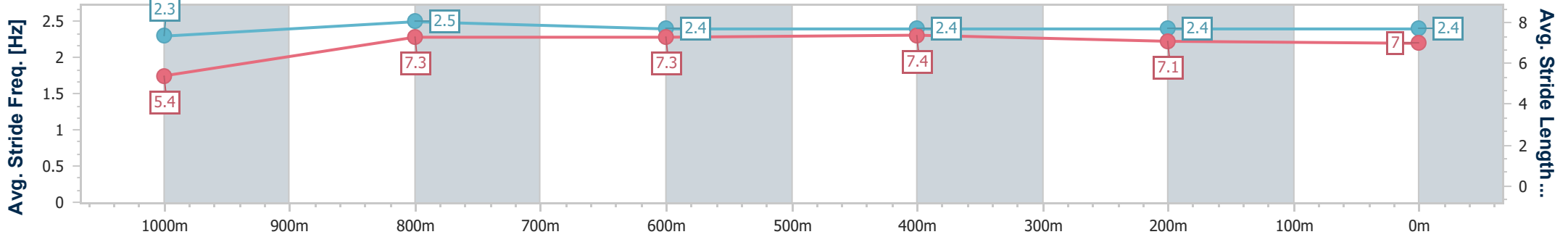
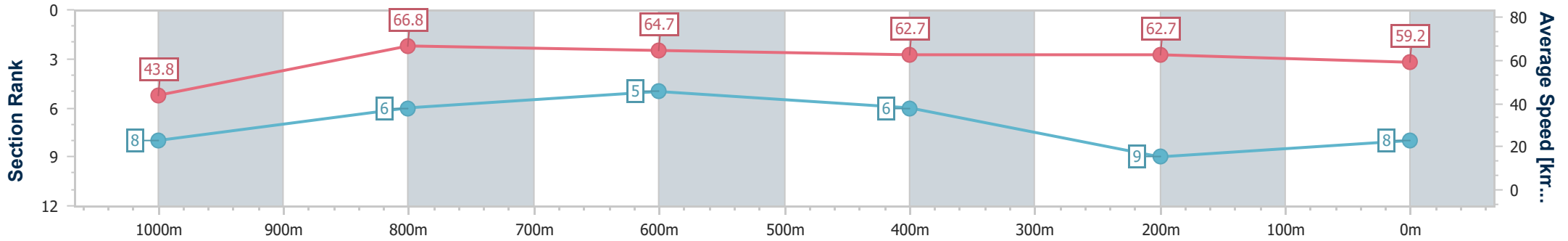
Sunshine Coast Poly Track QLD Professional
Race 7: VALE HARRY REED BENCHMARK 65 Handicap - 1100m



31 March 2024 - 16:27

Track Rating: Synthetic, Weather: Overcast, Rail Position: True

Section	Overall	1000m	800m	600m	400m	200m
Section Times	1:05.81 [8] (0:08.19)	0:57.62 [8] (0:10.81)	0:46.81 [6] (0:11.44)	0:35.37 [5] (0:11.73)	0:23.64 [6] (0:11.52)	0:12.12 [9] (0:12.12)
Average Speed [km/h]	43.8	66.8	64.7	62.7	62.7	59.2
Top Speed [km/h]	63.4	68.6	67.2	64.2	64.9	62.6
Avg. Dist. to Rail [m]	8.5	6.9	3.7	3.5	6.2	8.8
Avg. Stride Freq. [Hz]	2.3	2.5	2.4	2.4	2.4	2.4
Avg. Stride Length [m]	5.4	7.3	7.3	7.4	7.1	7.0



- [] Ranking at each section and finish
- .-.- No data available at this section
- NA No data available



Horse/Jockey Name	Serigala
Final Rank	9
Fastest Section Time (Section)	0:08.16 (Overall)
Top Speed [km/h] (Section)	69.1 (1000m)
Race State	Finished



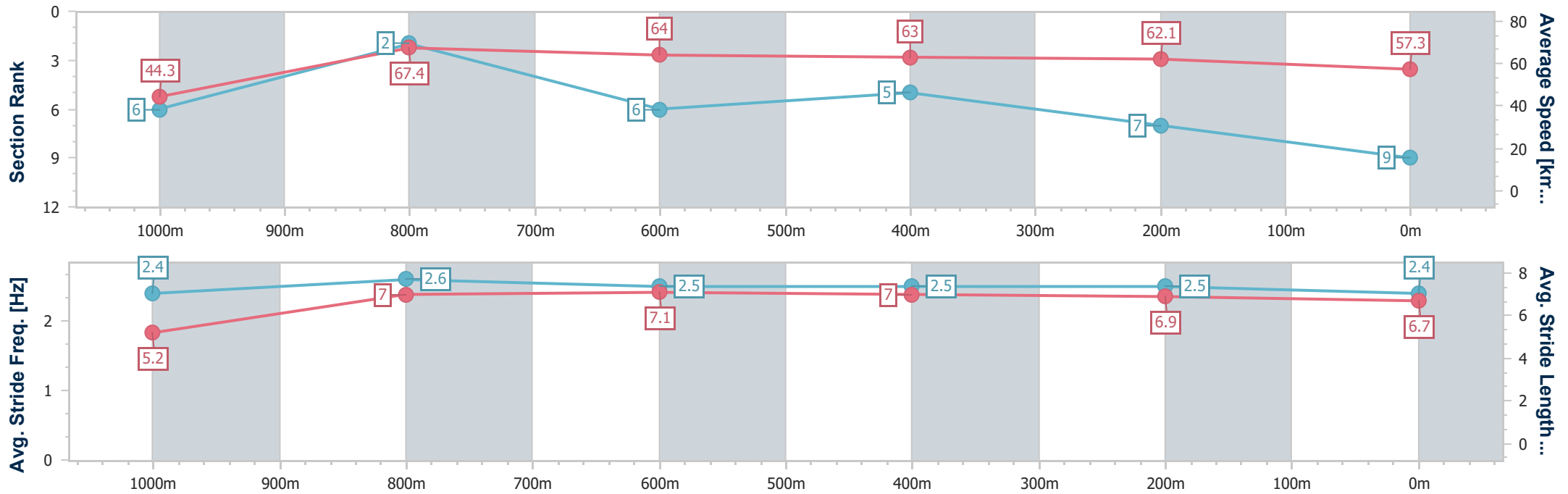
Sunshine Coast Poly Track QLD Professional
Race 7: VALE HARRY REED BENCHMARK 65 Handicap - 1100m



31 March 2024 - 16:27

Track Rating: Synthetic, Weather: Overcast, Rail Position: True

Section	Overall	1000m	800m	600m	400m	200m
Section Times	1:06.13 [9] (0:08.16)	0:57.97 [6] (0:10.68)	0:47.29 [2] (0:11.62)	0:35.67 [6] (0:11.57)	0:24.10 [5] (0:11.60)	0:12.50 [7] (0:12.50)
Average Speed [km/h]	44.3	67.4	64.0	63.0	62.1	57.3
Top Speed [km/h]	64.0	69.1	66.8	65.6	64.9	59.9
Avg. Dist. to Rail [m]	7.9	7.4	4.5	2.1	4.2	7.2
Avg. Stride Freq. [Hz]	2.4	2.6	2.5	2.5	2.5	2.4
Avg. Stride Length [m]	5.2	7.0	7.1	7.0	6.9	6.7



- [] Ranking at each section and finish
- .-.- No data available at this section
- NA No data available



Sunshine Coast Poly Track QLD Professional

Race 8: BARRIER REEF POOLS BENCHMARK 55 Handicap - 1000m

31 March 2024 - 17:00



Track Rating: Synthetic, Weather: Overcast, Rail Position: True

Section		Overall	800m	600m	400m	200m	Last 600m					
Field Times		0:58.80 (0:13.51)	0:45.29 (0:11.28)	0:34.01 (0:11.26)	0:22.75 (0:11.17)	0:11.58 (0:11.58)	0:34.01					
Rank	TAB Horse/Jockey	Barrier	Top Speed [km/h]	Fastest Section	Margin			Distance Travelled [m]				
1	2 SPIRIT OF BRODIE Cody Collis	2	66.7 400m	0:10.94 400m	0:58.80 [1] (0:13.81)	0:44.99 [7] (0:11.29)	0:33.70 [6] (0:11.18)	0:22.52 [4] (0:10.94)	0:11.58 [1] (0:11.58)	0:58.80	0:33.70	
2	1 JUNGLE FEVER Micheal Hellyer	1	68.0 Overall	0:11.19 400m	0:59.03 [2] (0:13.58)	0:45.45 [3] (0:11.27)	0:34.18 [3] (0:11.20)	0:22.98 [1] (0:11.19)	0:11.79 [2] (0:11.79)	1.3L	0:34.18	+0
3	3 BETTER LAD Minonette Kennedy	3	66.2 Overall	0:11.20 400m	0:59.29 [3] (0:14.01)	0:45.28 [9] (0:11.26)	0:34.02 [8] (0:11.27)	0:22.75 [7] (0:11.20)	0:11.55 [6] (0:11.55)	2.8L	0:34.02	-6
4	12 CAPITAL MEG Jim Byrne	12	66.2 800m	0:10.98 400m	0:59.33 [4] (0:13.91)	0:45.42 [8] (0:11.38)	0:34.04 [9] (0:11.43)	0:22.61 [9] (0:10.98)	0:11.63 [5] (0:11.63)	3L	0:34.04	+2
5	14 HELL OF A PRINCE Nathan Thomas	14	67.2 800m	0:11.24 400m	0:59.75 [5] (0:13.76)	0:45.99 [4] (0:11.32)	0:34.67 [5] (0:11.50)	0:23.17 [8] (0:11.24)	0:11.93 [8] (0:11.93)	5.3L	0:34.67	+3
6	16 TECOMA STREET Olivia Kendal	16	65.5 Overall	0:11.26 800m	0:59.87 [6] (0:13.53)	0:46.34 [2] (0:11.26)	0:35.08 [1] (0:11.29)	0:23.79 [3] (0:11.45)	0:12.34 [4] (0:12.34)	5.8L	0:35.08	-8
7	6 JAFUBOY Samantha Collett	6	66.4 Overall	0:11.25 600m	0:59.91 [7] (0:13.51)	0:46.40 [1] (0:11.31)	0:35.09 [2] (0:11.25)	0:23.84 [2] (0:11.45)	0:12.39 [3] (0:12.39)	6L	0:35.09	-3
8	8 BABU KING Boris Thornton	8	65.5 600m	0:11.14 600m	1:00.31 [8] (0:13.79)	0:46.52 [5] (0:11.47)	0:35.05 [7] (0:11.14)	0:23.91 [6] (0:11.46)	0:12.45 [9] (0:12.45)	8.3L	0:35.05	-8
9	15 EARLSTON Dale Smith	15	65.8 800m	0:11.24 600m	1:00.40 [9] (0:13.81)	0:46.59 [6] (0:11.25)	0:35.34 [4] (0:11.24)	0:24.10 [5] (0:11.51)	0:12.59 [7] (0:12.59)	8.7L	0:35.34	-7

Scratched: Massabielle (#11), Bulsara (#4), Gallery Master (#13), Sheza Marvel (#5), Just Looking (#7), Arabian Fox (#9), Art Heist (#10)

[] Ranking at each section and finish
 -:-:- No data available at this section
 NA No data available

SCN Saddle cloth number
 DNF Did not finish
 DNT Did not track



Horse/Jockey Name	Spirit Of Brodie
Final Rank	1
Fastest Section Time (Section)	0:10.94 (400m)
Top Speed [km/h] (Section)	66.7 (400m)
Race State	Finished



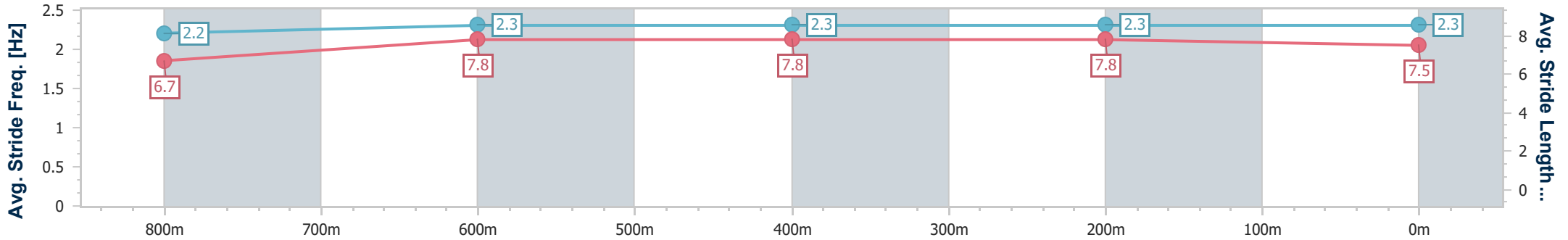
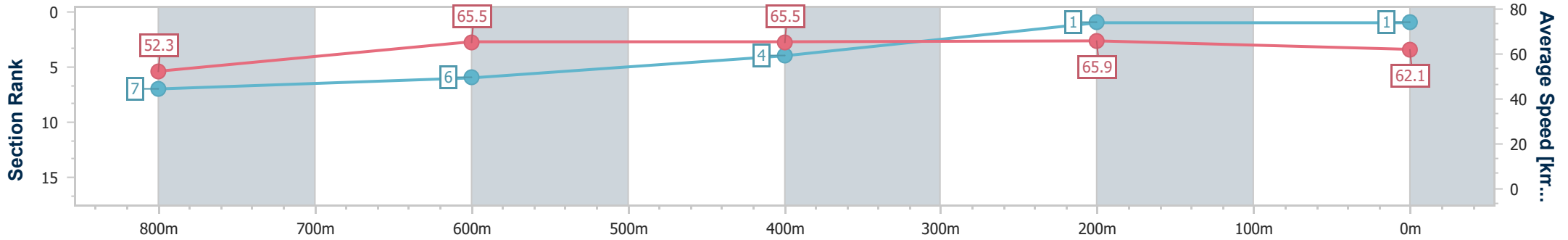
Sunshine Coast Poly Track QLD Professional
Race 8: BARRIER REEF POOLS BENCHMARK 55 Handicap - 1000m



31 March 2024 - 17:00

Track Rating: Synthetic, Weather: Overcast, Rail Position: True

Section	Overall	800m	600m	400m	200m
Section Times	0:58.80 [1] (0:13.81)	0:44.99 [7] (0:11.29)	0:33.70 [6] (0:11.18)	0:22.52 [4] (0:10.94)	0:11.58 [1] (0:11.58)
Average Speed [km/h]	52.3	65.5	65.5	65.9	62.1
Top Speed [km/h]	65.1	66.6	66.3	66.7	65.1
Avg. Dist. to Rail [m]	8.7	3.6	2.8	5.5	6.1
Avg. Stride Freq. [Hz]	2.2	2.3	2.3	2.3	2.3
Avg. Stride Length [m]	6.7	7.8	7.8	7.8	7.5



- [] Ranking at each section and finish
- .-.- No data available at this section
- NA No data available



Horse/Jockey Name	Jungle Fever
Final Rank	2
Fastest Section Time (Section)	0:11.19 (400m)
Top Speed [km/h] (Section)	68.0 (Overall)
Race State	Finished



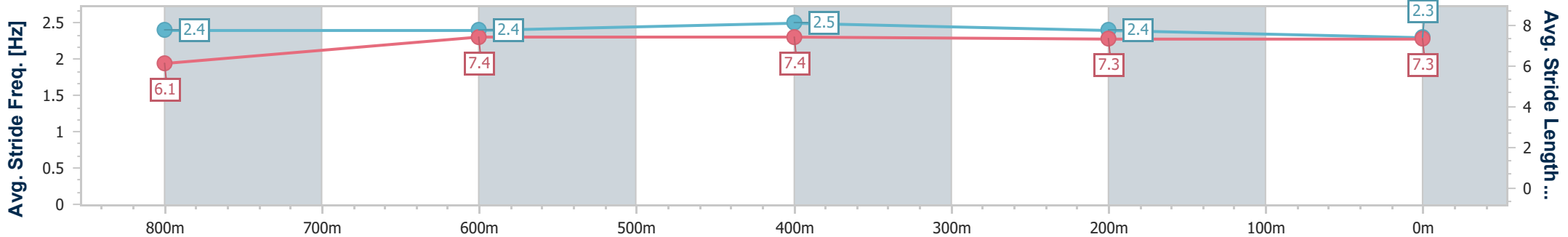
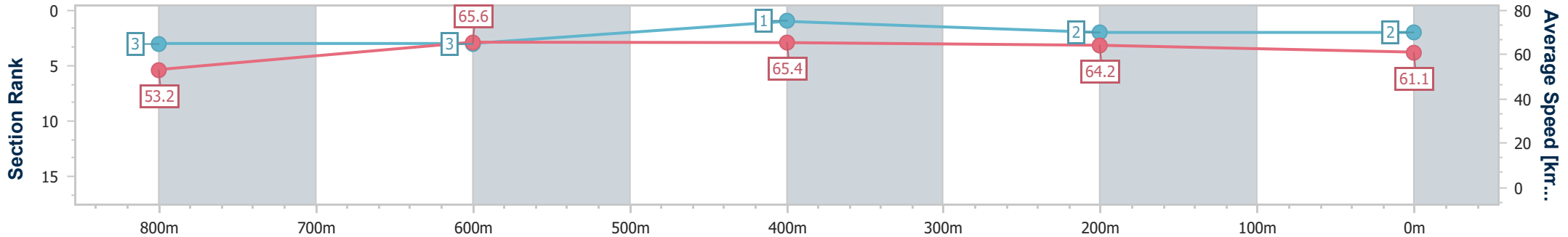
Sunshine Coast Poly Track QLD Professional
Race 8: BARRIER REEF POOLS BENCHMARK 55 Handicap - 1000m



31 March 2024 - 17:00

Track Rating: Synthetic, Weather: Overcast, Rail Position: True

Section	Overall	800m	600m	400m	200m
Section Times	0:59.03 [2] (0:13.58)	0:45.45 [3] (0:11.27)	0:34.18 [3] (0:11.20)	0:22.98 [1] (0:11.19)	0:11.79 [2] (0:11.79)
Average Speed [km/h]	53.2	65.6	65.4	64.2	61.1
Top Speed [km/h]	68.0	66.6	66.1	66.2	63.6
Avg. Dist. to Rail [m]	7.2	3.7	2.9	3.3	2.9
Avg. Stride Freq. [Hz]	2.4	2.4	2.5	2.4	2.3
Avg. Stride Length [m]	6.1	7.4	7.4	7.3	7.3



- [] Ranking at each section and finish
- .-.- No data available at this section
- NA No data available



Horse/Jockey Name	Better Lad
Final Rank	3
Fastest Section Time (Section)	0:11.20 (400m)
Top Speed [km/h] (Section)	66.2 (Overall)
Race State	Finished



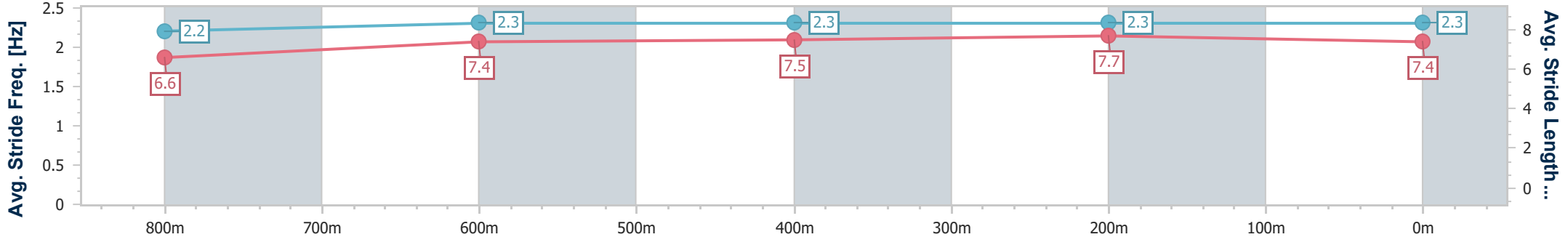
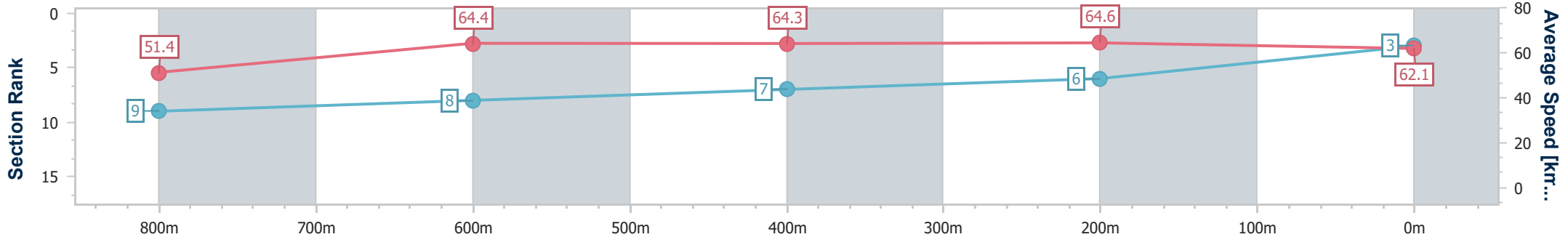
Sunshine Coast Poly Track QLD Professional
 Race 8: BARRIER REEF POOLS BENCHMARK 55 Handicap - 1000m



31 March 2024 - 17:00

Track Rating: Synthetic, Weather: Overcast, Rail Position: True

Section	Overall	800m	600m	400m	200m
Section Times	0:59.29 [3] (0:14.01)	0:45.28 [9] (0:11.26)	0:34.02 [8] (0:11.27)	0:22.75 [7] (0:11.20)	0:11.55 [6] (0:11.55)
Average Speed [km/h]	51.4	64.4	64.3	64.6	62.1
Top Speed [km/h]	66.2	65.7	65.3	65.4	64.0
Avg. Dist. to Rail [m]	3.3	1.5	0.8	4.4	5.0
Avg. Stride Freq. [Hz]	2.2	2.3	2.3	2.3	2.3
Avg. Stride Length [m]	6.6	7.4	7.5	7.7	7.4



- [] Ranking at each section and finish
- .-.- No data available at this section
- NA No data available



Horse/Jockey Name	Capital Meg
Final Rank	4
Fastest Section Time (Section)	0:10.98 (400m)
Top Speed [km/h] (Section)	66.2 (800m)
Race State	Finished



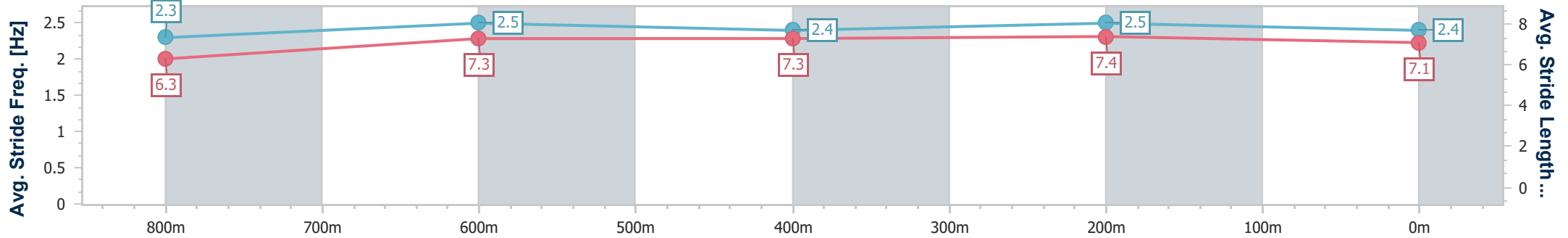
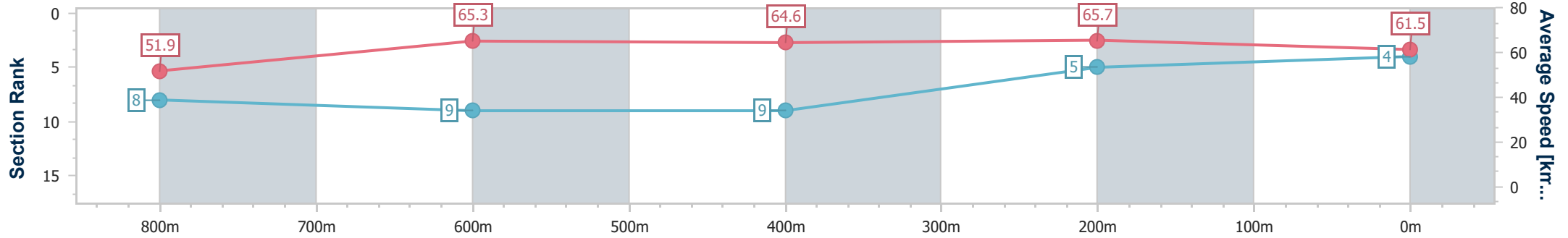
Sunshine Coast Poly Track QLD Professional
 Race 8: BARRIER REEF POOLS BENCHMARK 55 Handicap - 1000m



31 March 2024 - 17:00

Track Rating: Synthetic, Weather: Overcast, Rail Position: True

Section	Overall	800m	600m	400m	200m
Section Times	0:59.33 [4] (0:13.91)	0:45.42 [8] (0:11.38)	0:34.04 [9] (0:11.43)	0:22.61 [9] (0:10.98)	0:11.63 [5] (0:11.63)
Average Speed [km/h]	51.9	65.3	64.6	65.7	61.5
Top Speed [km/h]	64.6	66.2	66.0	66.0	64.5
Avg. Dist. to Rail [m]	10.5	4.6	3.7	7.6	7.1
Avg. Stride Freq. [Hz]	2.3	2.5	2.4	2.5	2.4
Avg. Stride Length [m]	6.3	7.3	7.3	7.4	7.1



- [] Ranking at each section and finish
- .-.- No data available at this section
- NA No data available



Horse/Jockey Name	Hell Of A Prince
Final Rank	5
Fastest Section Time (Section)	0:11.24 (400m)
Top Speed [km/h] (Section)	67.2 (800m)
Race State	Finished



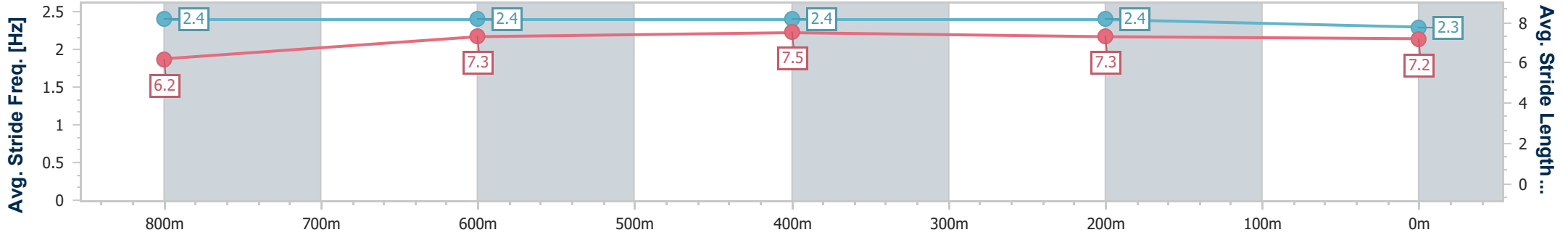
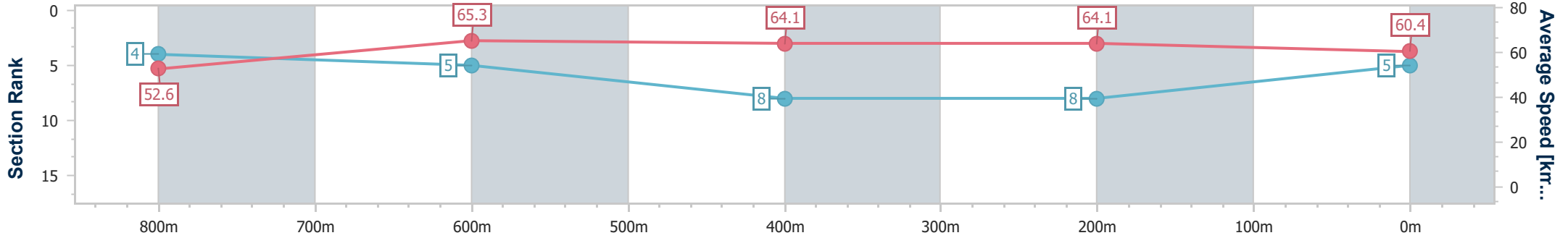
Sunshine Coast Poly Track QLD Professional
 Race 8: BARRIER REEF POOLS BENCHMARK 55 Handicap - 1000m



31 March 2024 - 17:00

Track Rating: Synthetic, Weather: Overcast, Rail Position: True

Section	Overall	800m	600m	400m	200m
Section Times	0:59.75 [5] (0:13.76)	0:45.99 [4] (0:11.32)	0:34.67 [5] (0:11.50)	0:23.17 [8] (0:11.24)	0:11.93 [8] (0:11.93)
Average Speed [km/h]	52.6	65.3	64.1	64.1	60.4
Top Speed [km/h]	65.7	67.2	65.9	65.5	63.8
Avg. Dist. to Rail [m]	8.9	4.1	3.6	6.6	6.9
Avg. Stride Freq. [Hz]	2.4	2.4	2.4	2.4	2.3
Avg. Stride Length [m]	6.2	7.3	7.5	7.3	7.2



- [] Ranking at each section and finish
- .-.- No data available at this section
- NA No data available



Horse/Jockey Name	Tecoma Street
Final Rank	6
Fastest Section Time (Section)	0:11.26 (800m)
Top Speed [km/h] (Section)	65.5 (Overall)
Race State	Finished



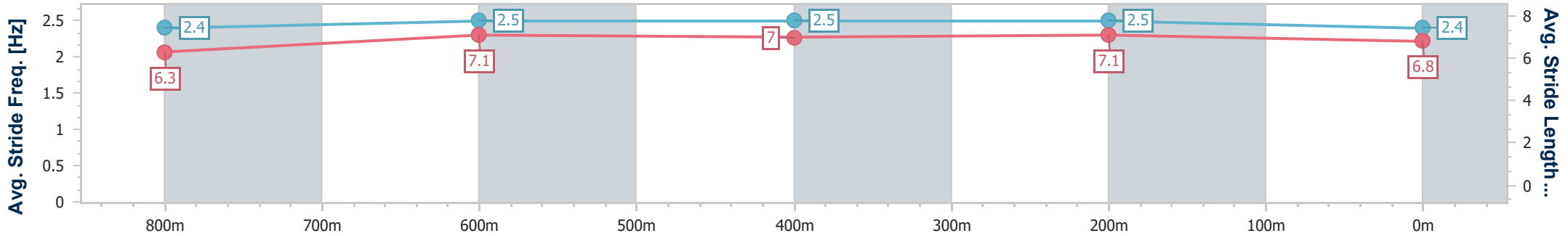
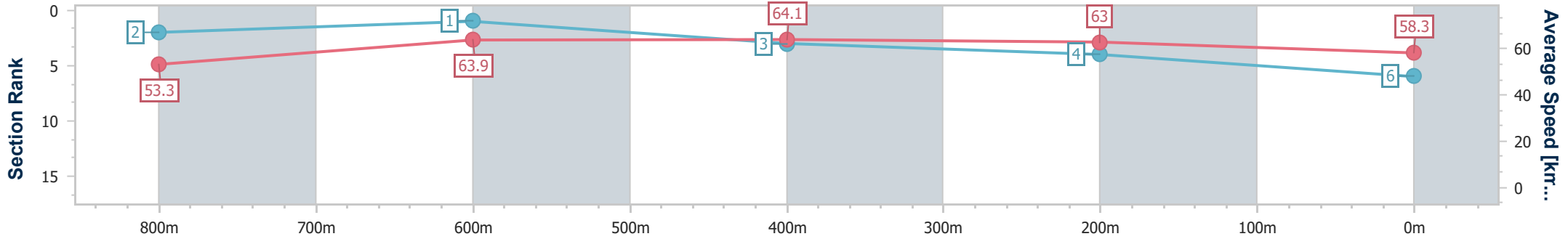
Sunshine Coast Poly Track QLD Professional
Race 8: BARRIER REEF POOLS BENCHMARK 55 Handicap - 1000m



31 March 2024 - 17:00

Track Rating: Synthetic, Weather: Overcast, Rail Position: True

Section	Overall	800m	600m	400m	200m
Section Times	0:59.87 [6] (0:13.53)	0:46.34 [2] (0:11.26)	0:35.08 [1] (0:11.29)	0:23.79 [3] (0:11.45)	0:12.34 [4] (0:12.34)
Average Speed [km/h]	53.3	63.9	64.1	63.0	58.3
Top Speed [km/h]	65.5	64.9	65.3	65.2	60.5
Avg. Dist. to Rail [m]	3.3	0.4	1.0	1.5	1.2
Avg. Stride Freq. [Hz]	2.4	2.5	2.5	2.5	2.4
Avg. Stride Length [m]	6.3	7.1	7.0	7.1	6.8



- [] Ranking at each section and finish
- .-.- No data available at this section
- NA No data available



Horse/Jockey Name	Jafuboy
Final Rank	7
Fastest Section Time (Section)	0:11.25 (600m)
Top Speed [km/h] (Section)	66.4 (Overall)
Race State	Finished



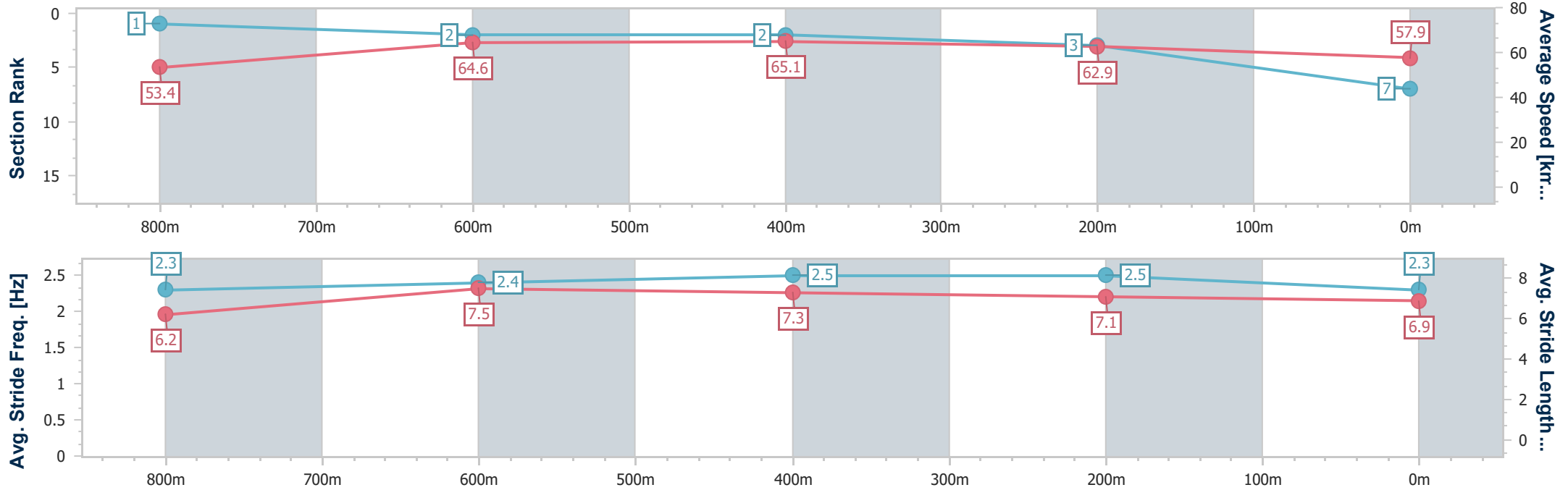
Sunshine Coast Poly Track QLD Professional
Race 8: BARRIER REEF POOLS BENCHMARK 55 Handicap - 1000m



31 March 2024 - 17:00

Track Rating: Synthetic, Weather: Overcast, Rail Position: True

Section	Overall	800m	600m	400m	200m
Section Times	0:59.91 [7] (0:13.51)	0:46.40 [1] (0:11.31)	0:35.09 [2] (0:11.25)	0:23.84 [2] (0:11.45)	0:12.39 [3] (0:12.39)
Average Speed [km/h]	53.4	64.6	65.1	62.9	57.9
Top Speed [km/h]	66.4	65.6	65.4	64.4	60.6
Avg. Dist. to Rail [m]	5.0	2.3	2.1	3.2	3.1
Avg. Stride Freq. [Hz]	2.3	2.4	2.5	2.5	2.3
Avg. Stride Length [m]	6.2	7.5	7.3	7.1	6.9



- [] Ranking at each section and finish
- .-.- No data available at this section
- NA No data available



Horse/Jockey Name	Babu King
Final Rank	8
Fastest Section Time (Section)	0:11.14 (600m)
Top Speed [km/h] (Section)	65.5 (600m)
Race State	Finished



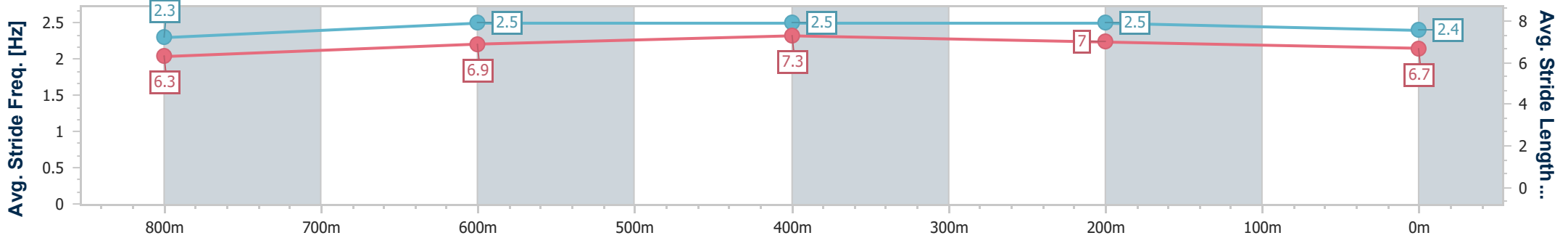
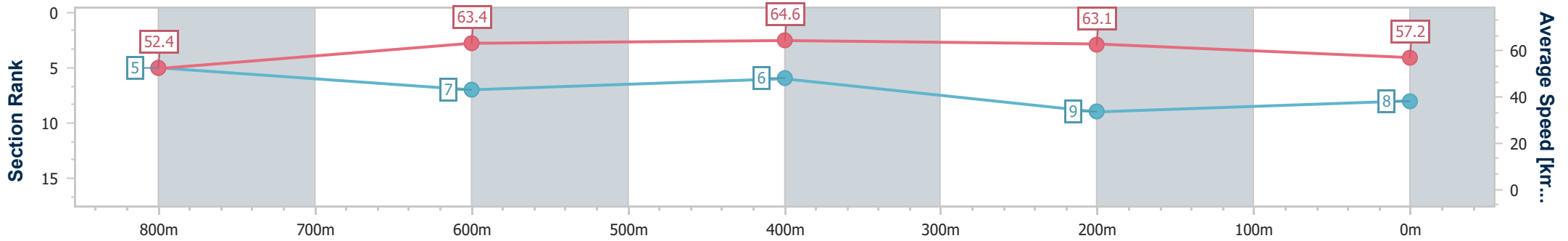
Sunshine Coast Poly Track QLD Professional
 Race 8: BARRIER REEF POOLS BENCHMARK 55 Handicap - 1000m



31 March 2024 - 17:00

Track Rating: Synthetic, Weather: Overcast, Rail Position: True

Section	Overall	800m	600m	400m	200m
Section Times	1:00.31 [8] (0:13.79)	0:46.52 [5] (0:11.47)	0:35.05 [7] (0:11.14)	0:23.91 [6] (0:11.46)	0:12.45 [9] (0:12.45)
Average Speed [km/h]	52.4	63.4	64.6	63.1	57.2
Top Speed [km/h]	64.4	64.7	65.5	64.5	60.8
Avg. Dist. to Rail [m]	5.8	1.9	0.4	1.7	3.7
Avg. Stride Freq. [Hz]	2.3	2.5	2.5	2.5	2.4
Avg. Stride Length [m]	6.3	6.9	7.3	7.0	6.7



- [] Ranking at each section and finish
- .-.- No data available at this section
- NA No data available



Horse/Jockey Name	Earlston
Final Rank	9
Fastest Section Time (Section)	0:11.24 (600m)
Top Speed [km/h] (Section)	65.8 (800m)
Race State	Finished



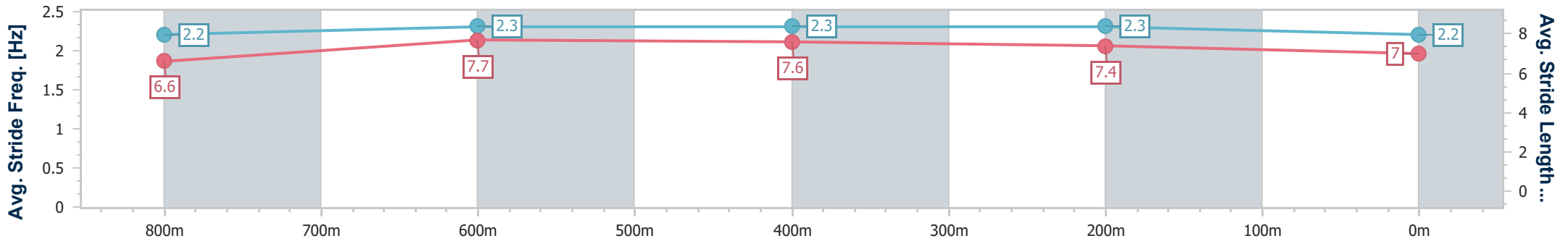
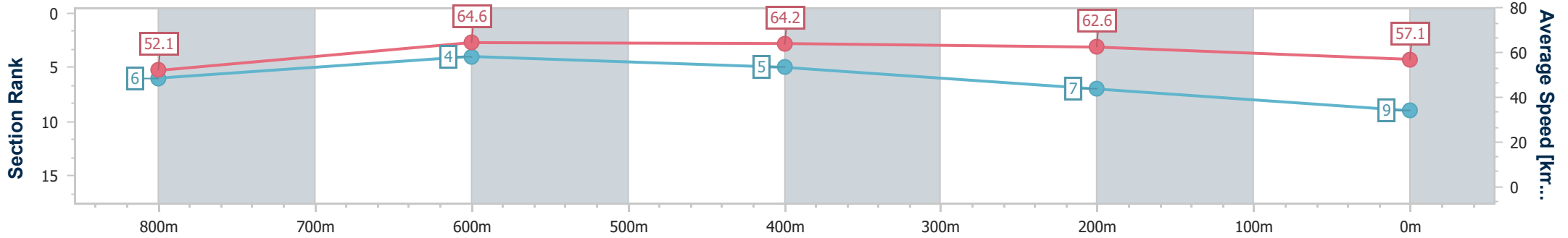
Sunshine Coast Poly Track QLD Professional
 Race 8: BARRIER REEF POOLS BENCHMARK 55 Handicap - 1000m



31 March 2024 - 17:00

Track Rating: Synthetic, Weather: Overcast, Rail Position: True

Section	Overall	800m	600m	400m	200m
Section Times	1:00.40 [9] (0:13.81)	0:46.59 [6] (0:11.25)	0:35.34 [4] (0:11.24)	0:24.10 [5] (0:11.51)	0:12.59 [7] (0:12.59)
Average Speed [km/h]	52.1	64.6	64.2	62.6	57.1
Top Speed [km/h]	65.3	65.8	65.3	64.8	60.2
Avg. Dist. to Rail [m]	2.3	1.2	0.5	1.7	2.9
Avg. Stride Freq. [Hz]	2.2	2.3	2.3	2.3	2.2
Avg. Stride Length [m]	6.6	7.7	7.6	7.4	7.0



- [] Ranking at each section and finish
- .-.- No data available at this section
- NA No data available