



# Townsville QLD Professional

## Race 1: FAMILY RACEDAY SATURDAY 13 APRIL Maiden Handicap - 1400m



04 April 2024 - 12:43

Track Rating: Soft 5, Weather: Fine, Rail Position: +4m 1000m-W.P; +0.5m Remainder

Section		Overall	1200m	1000m	800m	600m	400m	Last 600m				
Field Times		1:24.77 (0:14.80)	1:09.97 (0:11.22)	0:58.75 (0:11.41)	0:47.34 (0:11.03)	0:36.31 (0:11.29)	0:25.02 (0:12.14)	0:36.31				
Rank	TAB Horse/Jockey	Barrier	Top Speed [km/h]	Fastest Section								Distance Travelled [m]
1	2 EYES ARE LION Jackson Murphy	2	66.9 600m	0:10.91 600m	1:24.77 [1] (0:15.54)	1:09.23 [6] (0:11.48)	0:57.75 [6] (0:11.55)	0:46.20 [6] (0:11.08)	0:35.12 [6] (0:10.91)	0:24.21 [4] (0:11.70)	0:35.12	
2	5 KAISA Scott Sheargold	5	66.1 600m	0:10.98 600m	1:24.81 [2] (0:15.70)	1:09.11 [7] (0:11.43)	0:57.68 [7] (0:11.50)	0:46.18 [7] (0:11.10)	0:35.08 [7] (0:10.98)	0:24.10 [7] (0:11.48)	0:35.08	-4
3	9 CYBER JAM Adam Sewell	9	65.4 600m	0:11.14 800m	1:25.27 [3] (0:15.40)	1:09.87 [5] (0:11.49)	0:58.38 [5] (0:11.48)	0:46.90 [4] (0:11.14)	0:35.76 [5] (0:11.18)	0:24.58 [6] (0:12.00)	0:35.76	-6
4	3 ICE BOUND Isabella Teh	3	66.1 Overall	0:11.03 800m	1:25.27 [4] (0:14.80)	1:10.47 [1] (0:11.22)	0:59.25 [1] (0:11.41)	0:47.84 [1] (0:11.03)	0:36.81 [1] (0:11.29)	0:25.52 [1] (0:12.14)	0:36.81	-6
5	6 ALONTRO Lacey Morrison	6	65.5 800m	0:11.04 800m	1:25.29 [5] (0:15.36)	1:09.93 [4] (0:11.45)	0:58.48 [4] (0:11.59)	0:46.89 [5] (0:11.04)	0:35.85 [4] (0:11.23)	0:24.62 [5] (0:11.95)	0:35.85	-6
6	1 NAHEIGHTKAY Chelsea Jokic	1	66.6 800m	0:11.02 800m	1:25.45 [6] (0:15.97)	1:09.48 [9] (0:11.59)	0:57.89 [9] (0:11.51)	0:46.38 [9] (0:11.02)	0:35.36 [9] (0:11.13)	0:24.23 [8] (0:11.62)	0:35.36	-3
7	8 SNUGGLE BANG YAHOO Ryan Wiggins	8	65.7 600m	0:11.06 800m	1:25.70 [7] (0:15.17)	1:10.53 [3] (0:11.35)	0:59.18 [3] (0:11.54)	0:47.64 [3] (0:11.06)	0:36.58 [2] (0:11.28)	0:25.30 [2] (0:12.10)	0:36.58	-12
8	7 MY LITTLE VIKING Nathan Thomas	7	64.8 800m	0:11.18 800m	1:25.86 [8] (0:14.96)	1:10.90 [2] (0:11.40)	0:59.50 [2] (0:11.67)	0:47.83 [2] (0:11.18)	0:36.65 [3] (0:11.32)	0:25.33 [3] (0:12.18)	0:36.65	-7
9	4 ATHENA'S SECRET Chris Whiteley	4	65.8 800m	0:11.12 800m	1:26.13 [9] (0:15.73)	1:10.40 [8] (0:11.45)	0:58.95 [8] (0:11.60)	0:47.35 [8] (0:11.12)	0:36.23 [8] (0:11.36)	0:24.87 [9] (0:11.82)	0:36.23	-2



# Townsville QLD Professional

## Race 1: FAMILY RACEDAY SATURDAY 13 APRIL Maiden Handicap - 1400m

04 April 2024 - 12:43



Track Rating: Soft 5, Weather: Fine, Rail Position: +4m 1000m-W.P; +0.5m Remainder

Section				200m				Last 600m	
Field Times				0:12.88 (0:12.88)				0:36.31	
Rank	TAB	Horse/Jockey	Barrier	Top Speed [km/h]	Fastest Section	Margin			Distance Travelled [m]
1	2	<b>EYES ARE LION</b> Jackson Murphy	2	66.9 600m	0:10.91 600m	0:12.51 [3] (0:12.51)	1:24.77		0:35.12
2	5	<b>KAISA</b> Scott Sheargold	5	66.1 600m	0:10.98 600m	0:12.62 [2] (0:12.62)	0.22L		0:35.08 -4
3	9	<b>CYBER JAM</b> Adam Sewell	9	65.4 600m	0:11.14 800m	0:12.58 [6] (0:12.58)	2.92L		0:35.76 -6
4	3	<b>ICE BOUND</b> Isabella Teh	3	66.1 Overall	0:11.03 800m	0:13.38 [1] (0:13.38)	2.96L		0:36.81 -6
5	6	<b>ALONTRO</b> Lacey Morrison	6	65.5 800m	0:11.04 800m	0:12.67 [5] (0:12.67)	3.08L		0:35.85 -6
6	1	<b>NAHEIGHTKAY</b> Chelsea Jokic	1	66.6 800m	0:11.02 800m	0:12.61 [8] (0:12.61)	4.01L		0:35.36 -3
7	8	<b>SNUGGLE BANG YAHOO</b> Ryan Wiggins	8	65.7 600m	0:11.06 800m	0:13.20 [4] (0:13.20)	5.46L		0:36.58 -12
8	7	<b>MY LITTLE VIKING</b> Nathan Thomas	7	64.8 800m	0:11.18 800m	0:13.15 [7] (0:13.15)	6.41L		0:36.65 -7
9	4	<b>ATHENA'S SECRET</b> Chris Whiteley	4	65.8 800m	0:11.12 800m	0:13.05 [9] (0:13.05)	8.03L		0:36.23 -2



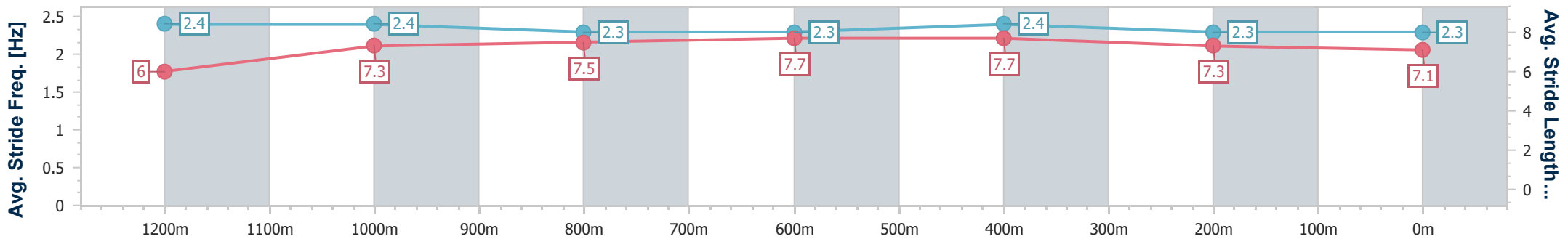
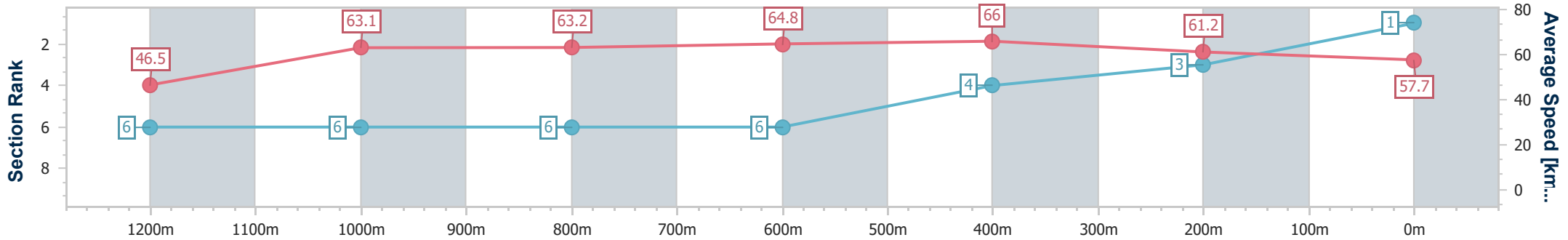
Horse/Jockey Name	Eyes Are Lion
Final Rank	1
Fastest Section Time (Section)	0:10.91 (600m)
Top Speed [km/h] (Section)	66.9 (600m)
Race State	Finished



**Townsville QLD Professional**  
**Race 1: FAMILY RACEDAY SATURDAY 13 APRIL Maiden Handicap - 1400m**  
**04 April 2024 - 12:43**  
 Track Rating: Soft 5, Weather: Fine, Rail Position: +4m 1000m-W.P; +0.5m Remainder



Section	Overall	1200m	1000m	800m	600m	400m	200m							
Section Times	1:24.77 [1] (0:15.54)	1:09.23 [6] (0:11.48)	0:57.75 [6] (0:11.55)	0:46.20 [6] (0:11.08)	0:35.12 [6] (0:10.91)	0:24.21 [4] (0:11.70)	0:12.51 [3] (0:12.51)							
Average Speed [km/h]	46.5	63.1	63.2	64.8	66.0	61.2	57.7							
Top Speed [km/h]	61.2	65.0	63.9	66.7	66.9	64.2	60.5							
Avg. Dist. to Rail [m]	10.3	5.5	3.0	0.7	0.6	0.7	2.6							
Avg. Stride Freq. [Hz]	2.4	2.4	2.3	2.3	2.4	2.3	2.3							
Avg. Stride Length [m]	6.0	7.3	7.5	7.7	7.7	7.3	7.1							



- [ ] Ranking at each section and finish
- .-.- No data available at this section
- NA No data available



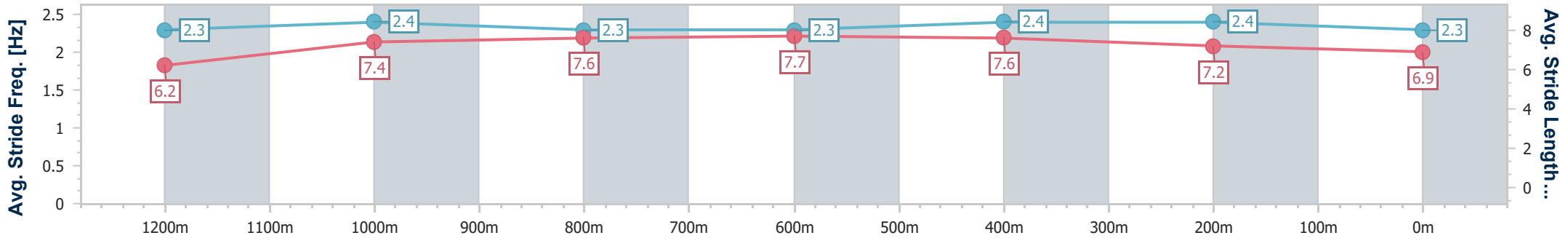
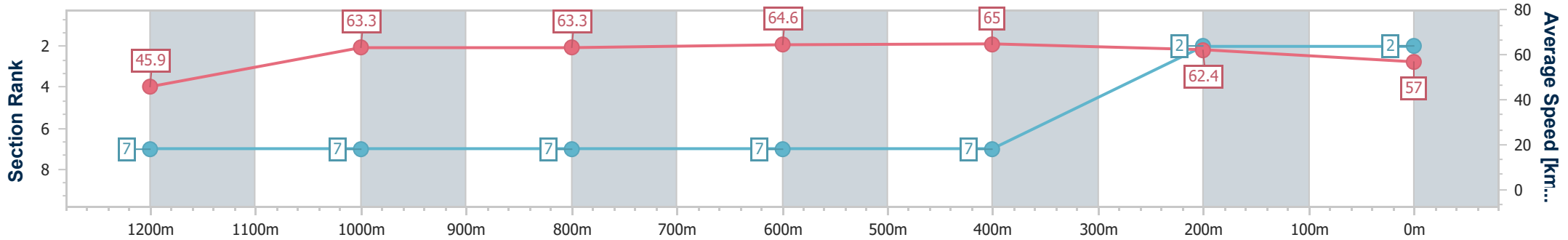
Horse/Jockey Name	Kaisa
Final Rank	2
Fastest Section Time (Section)	0:10.98 (600m)
Top Speed [km/h] (Section)	66.1 (600m)
Race State	Finished



Townsville QLD Professional  
 Race 1: FAMILY RACEDAY SATURDAY 13 APRIL Maiden Handicap - 1400m  
 04 April 2024 - 12:43  
 Track Rating: Soft 5, Weather: Fine, Rail Position: +4m 1000m-W.P; +0.5m Remainder



Section	Overall	1200m	1000m	800m	600m	400m	200m
Section Times	1:24.81 [2] (0:15.70)	1:09.11 [7] (0:11.43)	0:57.68 [7] (0:11.50)	0:46.18 [7] (0:11.10)	0:35.08 [7] (0:10.98)	0:24.10 [7] (0:11.48)	0:12.62 [2] (0:12.62)
Average Speed [km/h]	45.9	63.3	63.3	64.6	65.0	62.4	57.0
Top Speed [km/h]	61.5	64.9	63.9	65.5	66.1	64.9	60.5
Avg. Dist. to Rail [m]	8.5	4.5	2.4	1.2	2.1	0.6	2.3
Avg. Stride Freq. [Hz]	2.3	2.4	2.3	2.3	2.4	2.4	2.3
Avg. Stride Length [m]	6.2	7.4	7.6	7.7	7.6	7.2	6.9



- [ ] Ranking at each section and finish
- .-.- No data available at this section
- NA No data available



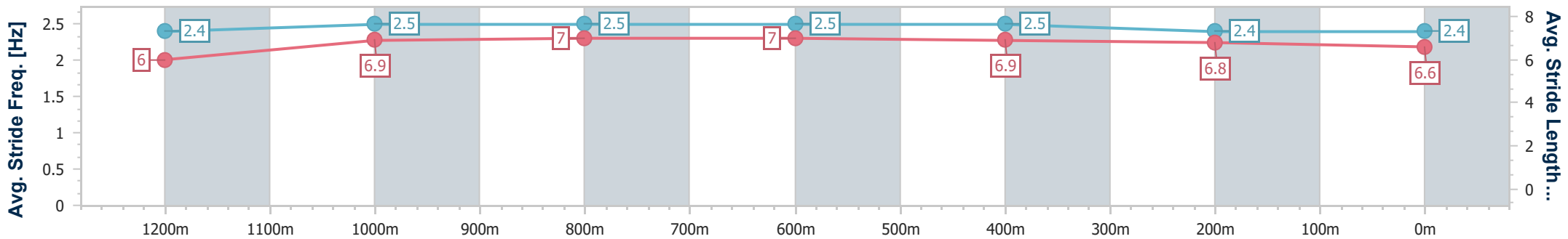
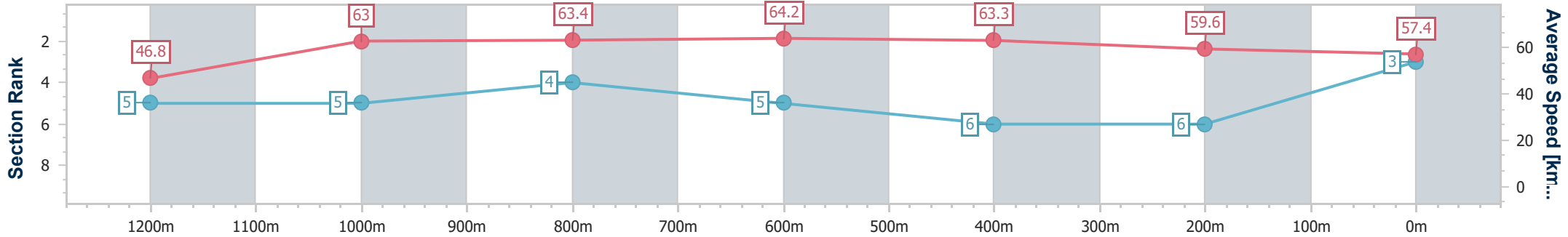
Horse/Jockey Name	Cyber Jam
Final Rank	3
Fastest Section Time (Section)	0:11.14 (800m)
Top Speed [km/h] (Section)	65.4 (600m)
Race State	Finished



**Townsville QLD Professional**  
**Race 1: FAMILY RACEDAY SATURDAY 13 APRIL Maiden Handicap - 1400m**  
**04 April 2024 - 12:43**  
 Track Rating: Soft 5, Weather: Fine, Rail Position: +4m 1000m-W.P; +0.5m Remainder



Section	Overall	1200m	1000m	800m	600m	400m	200m
Section Times	1:25.27 [3] (0:15.40)	1:09.87 [5] (0:11.49)	0:58.38 [5] (0:11.48)	0:46.90 [4] (0:11.14)	0:35.76 [5] (0:11.18)	0:24.58 [6] (0:12.00)	0:12.58 [6] (0:12.58)
Average Speed [km/h]	46.8	63.0	63.4	64.2	63.3	59.6	57.4
Top Speed [km/h]	60.7	64.2	64.0	65.3	65.4	61.0	59.9
Avg. Dist. to Rail [m]	8.4	4.4	2.2	1.6	3.8	2.5	0.9
Avg. Stride Freq. [Hz]	2.4	2.5	2.5	2.5	2.5	2.4	2.4
Avg. Stride Length [m]	6.0	6.9	7.0	7.0	6.9	6.8	6.6



- [ ] Ranking at each section and finish
- .-.- No data available at this section
- NA No data available



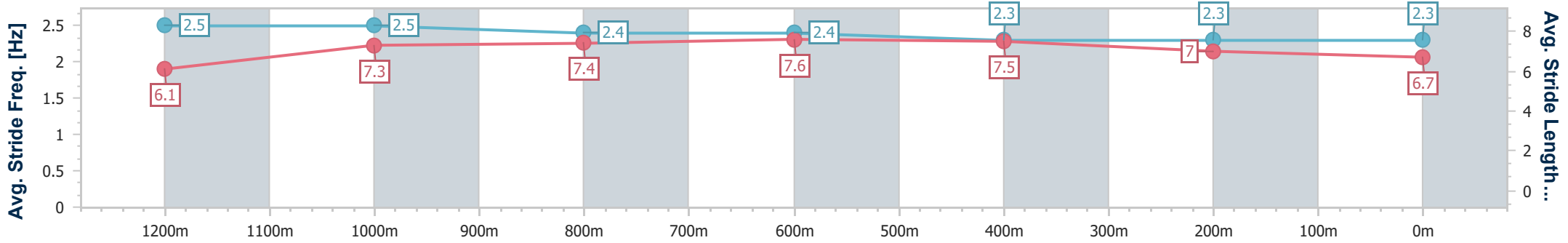
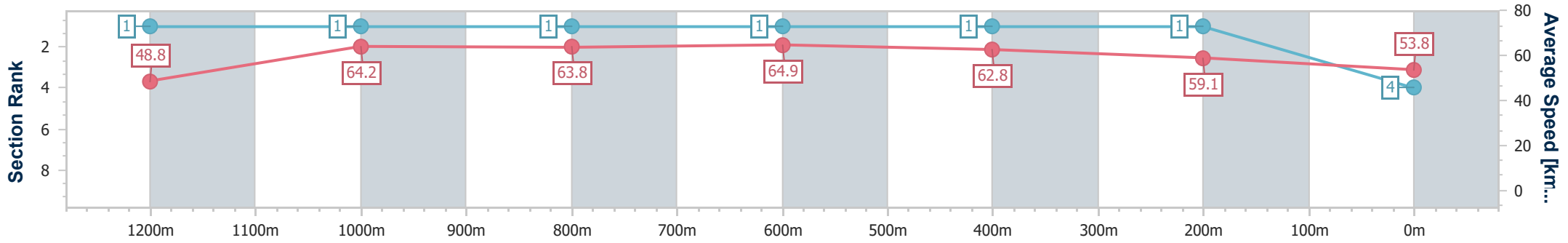
Horse/Jockey Name	Ice Bound
Final Rank	4
Fastest Section Time (Section)	0:11.03 (800m)
Top Speed [km/h] (Section)	66.1 (Overall)
Race State	Finished



**Townsville QLD Professional**  
**Race 1: FAMILY RACEDAY SATURDAY 13 APRIL Maiden**  
**Handicap - 1400m**  
**04 April 2024 - 12:43**  
**Track Rating: Soft 5, Weather: Fine, Rail Position: +4m 1000m-W.P;**  
**+0.5m Remainder**



Section	Overall	1200m	1000m	800m	600m	400m	200m							
Section Times	1:25.27 [4] (0:14.80)	1:10.47 [1] (0:11.22)	0:59.25 [1] (0:11.41)	0:47.84 [1] (0:11.03)	0:36.81 [1] (0:11.29)	0:25.52 [1] (0:12.14)	0:13.38 [1] (0:13.38)							
Average Speed [km/h]	48.8	64.2	63.8	64.9	62.8	59.1	53.8							
Top Speed [km/h]	66.1	65.9	65.0	66.1	64.9	61.1	56.9							
Avg. Dist. to Rail [m]	5.2	4.4	2.2	1.3	2.7	1.8	0.6							
Avg. Stride Freq. [Hz]	2.5	2.5	2.4	2.4	2.3	2.3	2.3							
Avg. Stride Length [m]	6.1	7.3	7.4	7.6	7.5	7.0	6.7							



- [ ] Ranking at each section and finish
- .-.- No data available at this section
- NA No data available



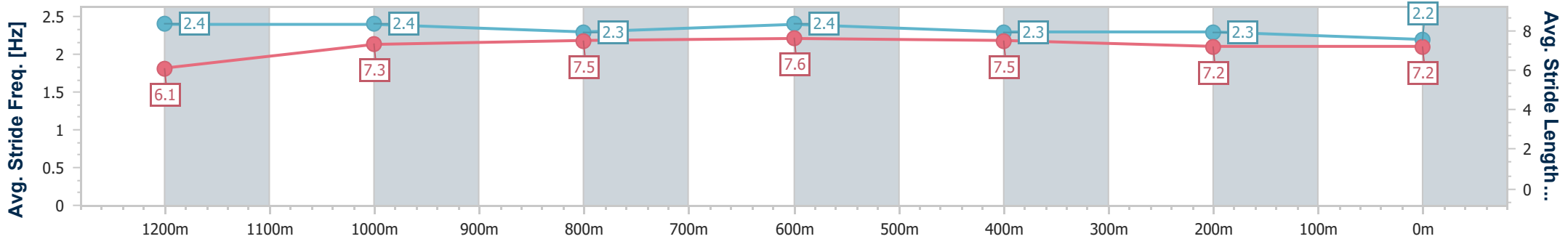
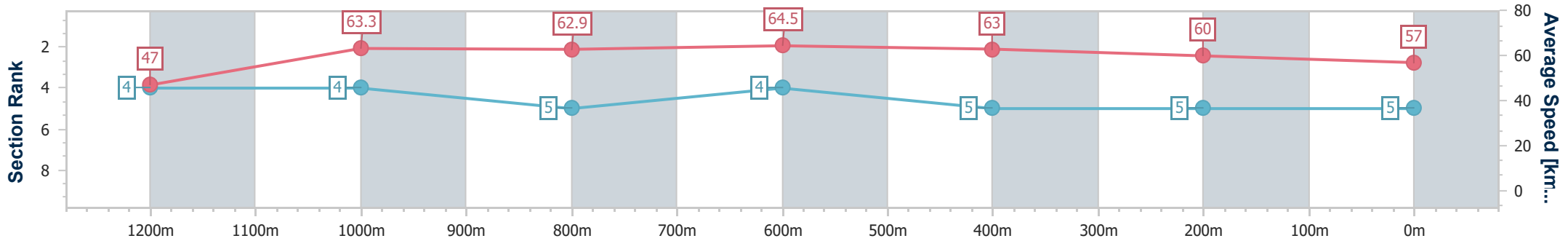
Horse/Jockey Name	Alontro
Final Rank	5
Fastest Section Time (Section)	0:11.04 (800m)
Top Speed [km/h] (Section)	65.5 (800m)
Race State	Finished



Townsville QLD Professional  
 Race 1: FAMILY RACEDAY SATURDAY 13 APRIL Maiden  
 Handicap - 1400m  
 04 April 2024 - 12:43  
 Track Rating: Soft 5, Weather: Fine, Rail Position: +4m 1000m-W.P;  
 +0.5m Remainder



Section	Overall	1200m	1000m	800m	600m	400m	200m
Section Times	1:25.29 [5] (0:15.36)	1:09.93 [4] (0:11.45)	0:58.48 [4] (0:11.59)	0:46.89 [5] (0:11.04)	0:35.85 [4] (0:11.23)	0:24.62 [5] (0:11.95)	0:12.67 [5] (0:12.67)
Average Speed [km/h]	47.0	63.3	62.9	64.5	63.0	60.0	57.0
Top Speed [km/h]	62.7	64.0	63.9	65.5	65.5	61.6	58.8
Avg. Dist. to Rail [m]	8.5	5.2	2.3	1.7	3.1	1.1	2.1
Avg. Stride Freq. [Hz]	2.4	2.4	2.3	2.4	2.3	2.3	2.2
Avg. Stride Length [m]	6.1	7.3	7.5	7.6	7.5	7.2	7.2



- [ ] Ranking at each section and finish
- .-.- No data available at this section
- NA No data available



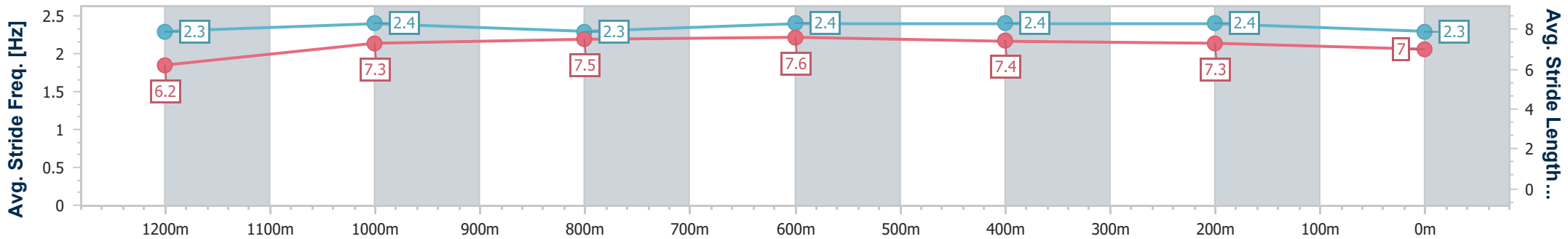
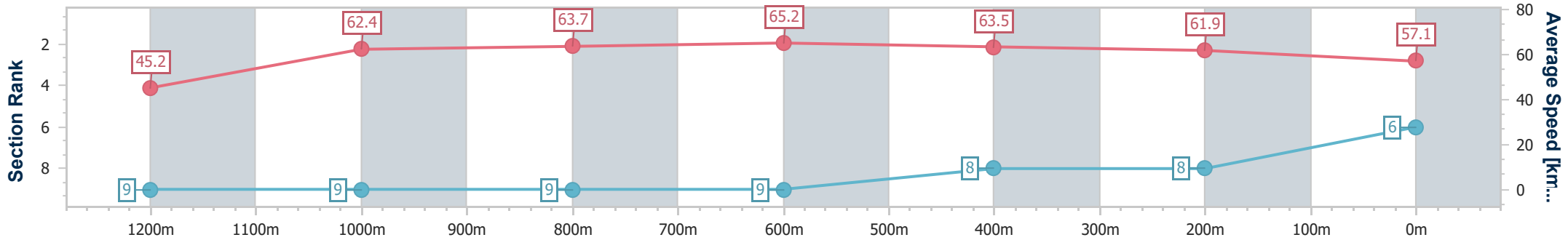
Horse/Jockey Name	Naheightkay
Final Rank	6
Fastest Section Time (Section)	0:11.02 (800m)
Top Speed [km/h] (Section)	66.6 (800m)
Race State	Finished



**Townsville QLD Professional**  
**Race 1: FAMILY RACEDAY SATURDAY 13 APRIL Maiden Handicap - 1400m**  
**04 April 2024 - 12:43**  
Track Rating: Soft 5, Weather: Fine, Rail Position: +4m 1000m-W.P; +0.5m Remainder



Section	Overall	1200m	1000m	800m	600m	400m	200m							
Section Times	1:25.45 [6] (0:15.97)	1:09.48 [9] (0:11.59)	0:57.89 [9] (0:11.51)	0:46.38 [9] (0:11.02)	0:35.36 [9] (0:11.13)	0:24.23 [8] (0:11.62)	0:12.61 [8] (0:12.61)							
Average Speed [km/h]	45.2	62.4	63.7	65.2	63.5	61.9	57.1							
Top Speed [km/h]	59.7	64.8	64.3	66.6	65.0	63.2	59.7							
Avg. Dist. to Rail [m]	8.1	5.7	3.6	1.3	2.8	1.4	3.3							
Avg. Stride Freq. [Hz]	2.3	2.4	2.3	2.4	2.4	2.4	2.3							
Avg. Stride Length [m]	6.2	7.3	7.5	7.6	7.4	7.3	7.0							



- [ ] Ranking at each section and finish
- .-.- No data available at this section
- NA No data available





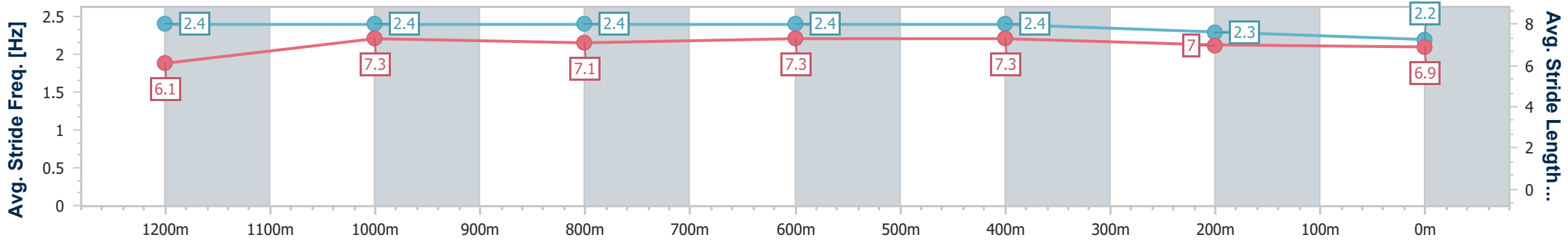
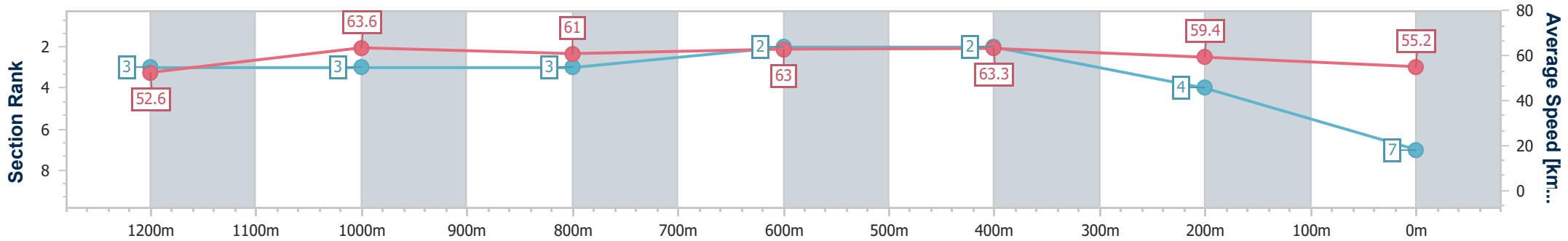
Horse/Jockey Name	Snuggle Bang Yahoo
Final Rank	7
Fastest Section Time (Section)	0:11.06 (800m)
Top Speed [km/h] (Section)	65.7 (600m)
Race State	Finished



Townsville QLD Professional  
 Race 1: FAMILY RACEDAY SATURDAY 13 APRIL Maiden Handicap - 1400m  
 04 April 2024 - 12:43  
 Track Rating: Soft 5, Weather: Fine, Rail Position: +4m 1000m-W.P; +0.5m Remainder



Section	Overall	1200m	1000m	800m	600m	400m	200m
Section Times	1:25.70 [7] (0:15.17)	1:10.53 [3] (0:11.35)	0:59.18 [3] (0:11.54)	0:47.64 [3] (0:11.06)	0:36.58 [2] (0:11.28)	0:25.30 [2] (0:12.10)	0:13.20 [4] (0:13.20)
Average Speed [km/h]	52.6	63.6	61.0	63.0	63.3	59.4	55.2
Top Speed [km/h]	60.6	64.5	64.4	65.6	65.7	63.7	60.0
Avg. Dist. to Rail [m]	6.8	4.1	2.2	1.2	2.2	1.2	1.1
Avg. Stride Freq. [Hz]	2.4	2.4	2.4	2.4	2.4	2.3	2.2
Avg. Stride Length [m]	6.1	7.3	7.1	7.3	7.3	7.0	6.9



- [ ] Ranking at each section and finish
- .-.- No data available at this section
- NA No data available



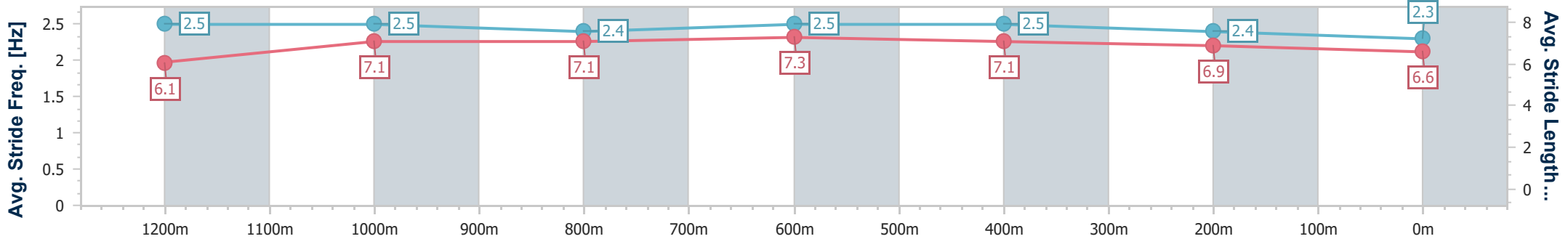
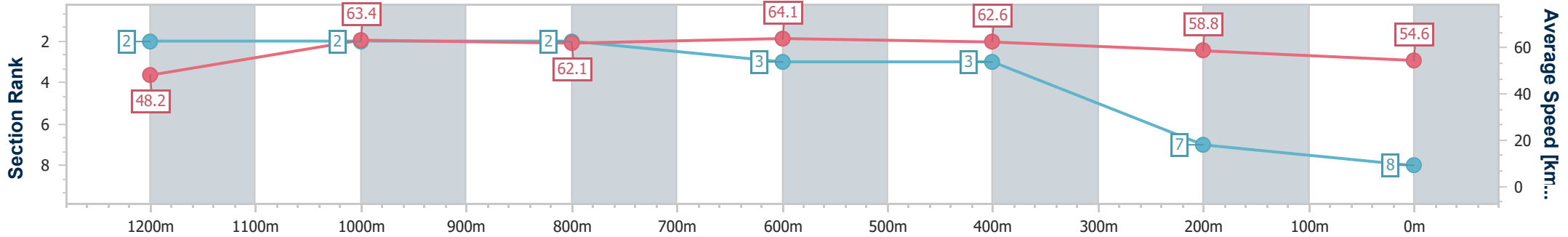
Horse/Jockey Name	My Little Viking
Final Rank	8
Fastest Section Time (Section)	0:11.18 (800m)
Top Speed [km/h] (Section)	64.8 (800m)
Race State	Finished



Townsville QLD Professional  
 Race 1: FAMILY RACEDAY SATURDAY 13 APRIL Maiden  
 Handicap - 1400m  
 04 April 2024 - 12:43  
 Track Rating: Soft 5, Weather: Fine, Rail Position: +4m 1000m-W.P;  
 +0.5m Remainder



Section	Overall	1200m	1000m	800m	600m	400m	200m
Section Times	1:25.86 [8] (0:14.96)	1:10.90 [2] (0:11.40)	0:59.50 [2] (0:11.67)	0:47.83 [2] (0:11.18)	0:36.65 [3] (0:11.32)	0:25.33 [3] (0:12.18)	0:13.15 [7] (0:13.15)
Average Speed [km/h]	48.2	63.4	62.1	64.1	62.6	58.8	54.6
Top Speed [km/h]	64.4	64.4	63.3	64.8	64.6	61.3	58.8
Avg. Dist. to Rail [m]	7.1	4.2	1.8	1.5	3.2	2.0	0.8
Avg. Stride Freq. [Hz]	2.5	2.5	2.4	2.5	2.5	2.4	2.3
Avg. Stride Length [m]	6.1	7.1	7.1	7.3	7.1	6.9	6.6



- [ ] Ranking at each section and finish
- .-.- No data available at this section
- NA No data available



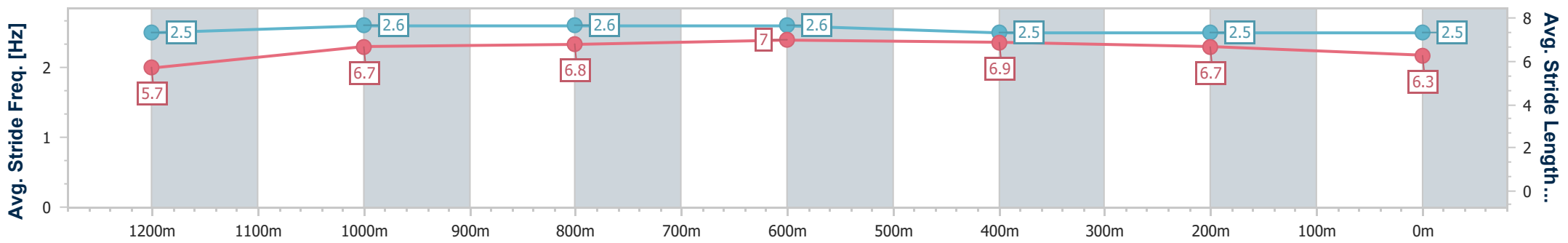
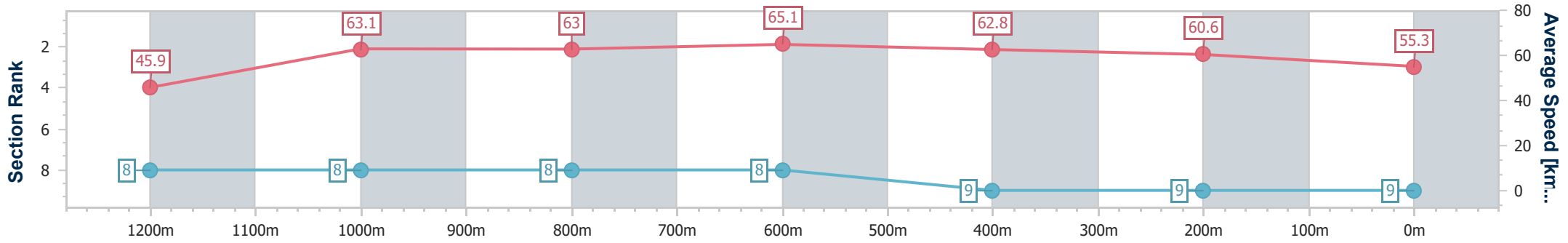
Horse/Jockey Name	Athena's Secret
Final Rank	9
Fastest Section Time (Section)	0:11.12 (800m)
Top Speed [km/h] (Section)	65.8 (800m)
Race State	Finished



Townsville QLD Professional  
 Race 1: FAMILY RACEDAY SATURDAY 13 APRIL Maiden Handicap - 1400m  
 04 April 2024 - 12:43  
 Track Rating: Soft 5, Weather: Fine, Rail Position: +4m 1000m-W.P; +0.5m Remainder



Section	Overall	1200m	1000m	800m	600m	400m	200m
Section Times	1:26.13 [9] (0:15.73)	1:10.40 [8] (0:11.45)	0:58.95 [8] (0:11.60)	0:47.35 [8] (0:11.12)	0:36.23 [8] (0:11.36)	0:24.87 [9] (0:11.82)	0:13.05 [9] (0:13.05)
Average Speed [km/h]	45.9	63.1	63.0	65.1	62.8	60.6	55.3
Top Speed [km/h]	60.0	65.1	64.4	65.8	64.7	63.1	59.8
Avg. Dist. to Rail [m]	10.5	5.4	3.4	1.0	1.7	2.0	6.0
Avg. Stride Freq. [Hz]	2.5	2.6	2.6	2.6	2.5	2.5	2.5
Avg. Stride Length [m]	5.7	6.7	6.8	7.0	6.9	6.7	6.3



- [ ] Ranking at each section and finish
- .-.- No data available at this section
- NA No data available



# Townsville QLD Professional

## Race 2: HYGAIN BENCHMARK 65 Handicap - 1609m



04 April 2024 - 13:19

Track Rating: Soft 5, Weather: Fine, Rail Position: +4m 1000m-W.P; +0.5 Remainder

Section	Overall	1400m	1200m	1000m	800m	600m	400m	Last 600m						
Field Times	1:38.32 (0:15.76)	1:22.56 (0:12.24)	1:10.32 (0:12.62)	0:57.70 (0:12.63)	0:45.07 (0:11.02)	0:34.05 (0:10.89)	0:23.16 (0:11.28)	0:34.05						
Rank	TAB	Horse/Jockey	Barrier	Top Speed [km/h]	Fastest Section					Distance Travelled [m]				
1	5	MOOLOOLABA Lacey Morrison	5	66.6 800m	0:10.98 600m	1:38.32 [1] (0:15.86)	1:22.46 [2] (0:12.20)	1:10.26 [2] (0:12.64)	0:57.62 [2] (0:12.63)	0:44.99 [2] (0:11.03)	0:33.96 [2] (0:10.98)	0:22.98 [2] (0:11.10)	0:33.96	
2	2	MAJESTICS REQUEST Ashley Butler	2	66.1 800m	0:10.89 600m	1:38.87 [2] (0:16.18)	1:22.69 [4] (0:12.25)	1:10.44 [4] (0:12.53)	0:57.91 [4] (0:12.29)	0:45.62 [1] (0:11.02)	0:34.60 [1] (0:10.89)	0:23.71 [1] (0:11.56)	0:34.60	-2
3	1	RAZMENT Nathan Thomas	1	67.5 800m	0:10.82 600m	1:38.97 [3] (0:16.35)	1:22.62 [6] (0:12.28)	1:10.34 [6] (0:12.67)	0:57.67 [6] (0:12.59)	0:45.08 [5] (0:11.07)	0:34.01 [5] (0:10.82)	0:23.19 [5] (0:11.17)	0:34.01	+1
4	4	COOLMEANS Frank Edwards	4	67.2 800m	0:10.98 600m	1:39.29 [4] (0:15.94)	1:23.35 [3] (0:12.23)	1:11.12 [3] (0:12.67)	0:58.45 [3] (0:12.80)	0:45.65 [4] (0:11.05)	0:34.60 [4] (0:10.98)	0:23.62 [4] (0:11.47)	0:34.60	+2
4	3	TAVISTEEL Nathan Day	3	66.3 800m	0:11.01 800m	1:39.29 [4] (0:15.76)	1:23.53 [1] (0:12.24)	1:11.29 [1] (0:12.62)	0:58.67 [1] (0:12.79)	0:45.88 [3] (0:11.01)	0:34.87 [3] (0:11.10)	0:23.77 [3] (0:11.45)	0:34.87	-2
6	6	CONQUERING JUDAS Adam Sewell	6	67.2 600m	0:10.81 600m	1:39.67 [6] (0:16.56)	1:23.11 [7] (0:12.20)	1:10.91 [7] (0:12.66)	0:58.25 [7] (0:12.61)	0:45.64 [7] (0:11.26)	0:34.38 [6] (0:10.81)	0:23.57 [6] (0:11.31)	0:34.38	-1
7	7	SHADOW ECLIPSE Ngarie Nelson	7	65.1 600m	0:11.15 600m	1:40.15 [7] (0:16.33)	1:23.82 [5] (0:12.18)	1:11.64 [5] (0:12.68)	0:58.96 [5] (0:12.71)	0:46.25 [6] (0:11.54)	0:34.71 [7] (0:11.15)	0:23.56 [7] (0:11.39)	0:34.71	+0



# Townsville QLD Professional

## Race 2: HYGAIN BENCHMARK 65 Handicap - 1609m



04 April 2024 - 13:19

Track Rating: Soft 5, Weather: Fine, Rail Position: +4m 1000m-W.P; +0.5 Remainder

Section							200m			Last 600m
Field Times							0:11.88			0:34.05
							(0:11.88)			
Rank	TAB	Horse/Jockey	Barrier	Top Speed [km/h]	Fastest Section	Margin			Distance Travelled [m]	
1	5	<b>MOOLOOLABA</b> Lacey Morrison	5	66.6 800m	0:10.98 600m	0:11.88 [1] (0:11.88)	1:38.32		0:33.96	
2	2	<b>MAJESTICS REQUEST</b> Ashley Butler	2	66.1 800m	0:10.89 600m	0:12.15 [2] (0:12.15)	3.27L		0:34.60 -2	
3	1	<b>RAZMENT</b> Nathan Thomas	1	67.5 800m	0:10.82 600m	0:12.02 [3] (0:12.02)	3.83L		0:34.01 +1	
4	4	<b>COOLMEANS</b> Frank Edwards	4	67.2 800m	0:10.98 600m	0:12.15 [5] (0:12.15)	5.71L		0:34.60 +2	
4	3	<b>TAVISTEEL</b> Nathan Day	3	66.3 800m	0:11.01 800m	0:12.32 [4] (0:12.32)	5.71L		0:34.87 -2	
6	6	<b>CONQUERING JUDAS</b> Adam Sewell	6	67.2 600m	0:10.81 600m	0:12.26 [6] (0:12.26)	7.95L		0:34.38 -1	
7	7	<b>SHADOW ECLIPSE</b> Ngarie Nelson	7	65.1 600m	0:11.15 600m	0:12.17 [7] (0:12.17)	10.77L		0:34.71 +0	



Horse/Jockey Name	Mooloolaba
Final Rank	1
Fastest Section Time (Section)	0:10.98 (600m)
Top Speed [km/h] (Section)	66.6 (800m)
Race State	Finished



### Townsville QLD Professional

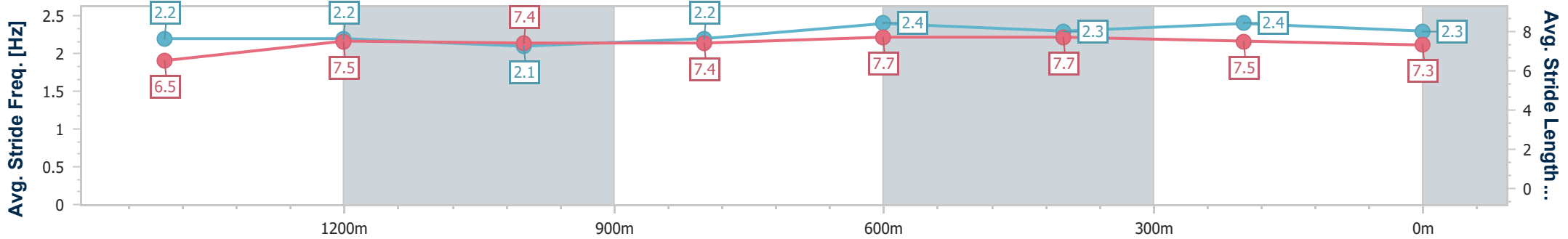
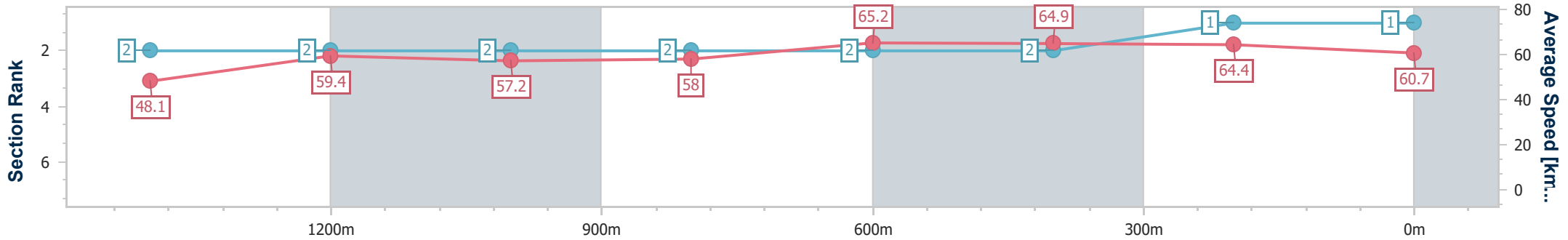
Race 2: HYGAIN BENCHMARK 65 Handicap - 1609m

04 April 2024 - 13:19

Track Rating: Soft 5, Weather: Fine, Rail Position: +4m 1000m-W.P.; +0.5 Remainder



Section	Overall	1400m	1200m	1000m	800m	600m	400m	200m						
Section Times	1:38.32 [1] (0:15.86)	1:22.46 [2] (0:12.20)	1:10.26 [2] (0:12.64)	0:57.62 [2] (0:12.63)	0:44.99 [2] (0:11.03)	0:33.96 [2] (0:10.98)	0:22.98 [2] (0:11.10)	0:11.88 [1] (0:11.88)						
Average Speed [km/h]	48.1	59.4	57.2	58.0	65.2	64.9	64.4	60.7						
Top Speed [km/h]	59.8	60.4	58.7	62.6	66.6	65.4	65.8	64.3						
Avg. Dist. to Rail [m]	7.3	2.5	3.7	3.2	0.9	2.5	3.2	0.9						
Avg. Stride Freq. [Hz]	2.2	2.2	2.1	2.2	2.4	2.3	2.4	2.3						
Avg. Stride Length [m]	6.5	7.5	7.4	7.4	7.7	7.7	7.5	7.3						



- [ ] Ranking at each section and finish
- .-.- No data available at this section
- NA No data available



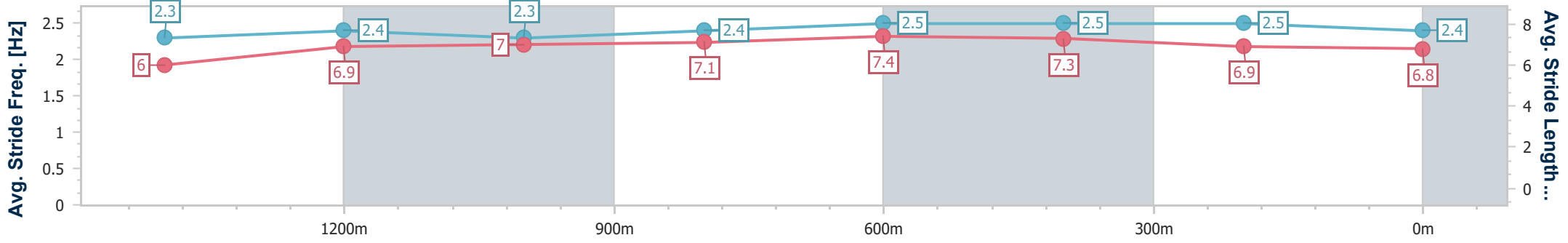
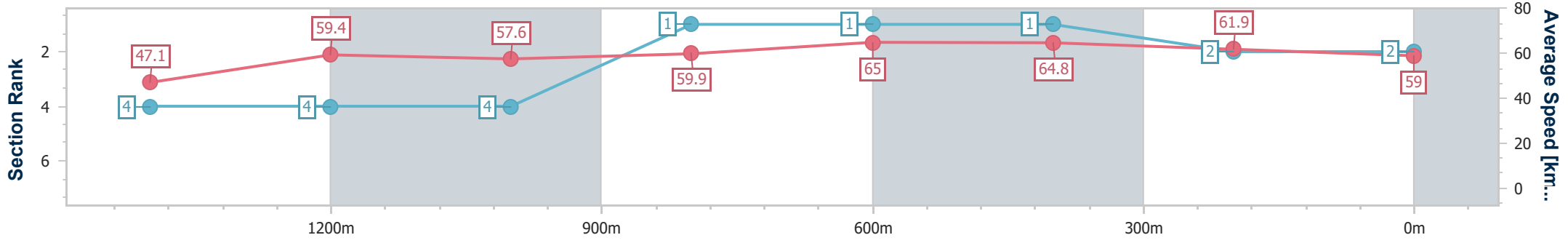
Horse/Jockey Name	Majestics Request
Final Rank	2
Fastest Section Time (Section)	0:10.89 (600m)
Top Speed [km/h] (Section)	66.1 (800m)
Race State	Finished



Townsville QLD Professional  
 Race 2: HYGAIN BENCHMARK 65 Handicap - 1609m  
 04 April 2024 - 13:19  
 Track Rating: Soft 5, Weather: Fine, Rail Position: +4m 1000m-W.P.; +0.5 Remainder



Section	Overall	1400m	1200m	1000m	800m	600m	400m	200m
Section Times	1:38.87 [2] (0:16.18)	1:22.69 [4] (0:12.25)	1:10.44 [4] (0:12.53)	0:57.91 [4] (0:12.29)	0:45.62 [1] (0:11.02)	0:34.60 [1] (0:10.89)	0:23.71 [1] (0:11.56)	0:12.15 [2] (0:12.15)
Average Speed [km/h]	47.1	59.4	57.6	59.9	65.0	64.8	61.9	59.0
Top Speed [km/h]	58.4	61.1	59.0	64.5	66.1	65.5	64.2	61.1
Avg. Dist. to Rail [m]	6.0	3.9	4.0	3.8	1.3	3.9	4.1	1.2
Avg. Stride Freq. [Hz]	2.3	2.4	2.3	2.4	2.5	2.5	2.5	2.4
Avg. Stride Length [m]	6.0	6.9	7.0	7.1	7.4	7.3	6.9	6.8



- [ ] Ranking at each section and finish
- .-.- No data available at this section
- NA No data available



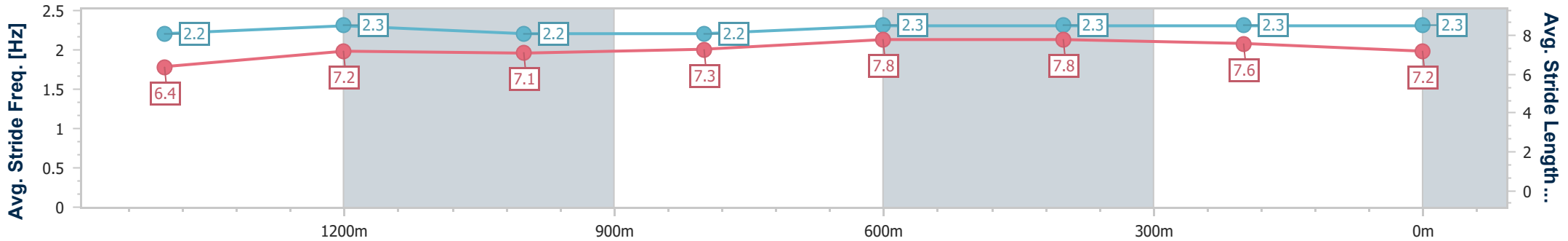
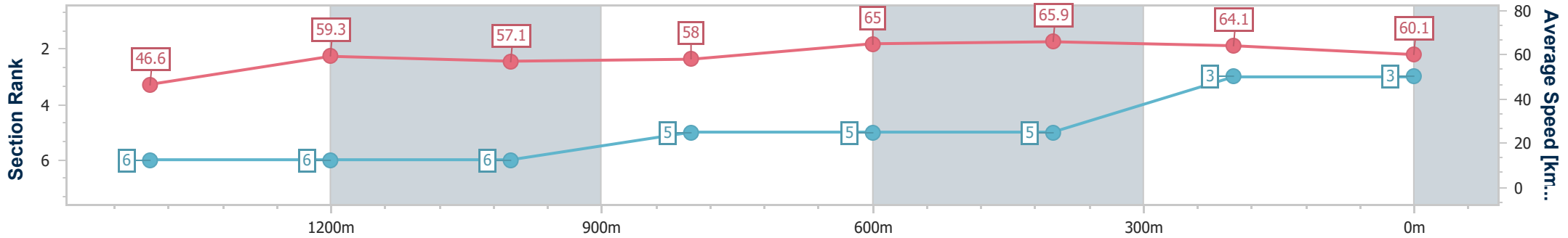
Horse/Jockey Name	Razment
Final Rank	3
Fastest Section Time (Section)	0:10.82 (600m)
Top Speed [km/h] (Section)	67.5 (800m)
Race State	Finished



Townsville QLD Professional  
 Race 2: HYGAIN BENCHMARK 65 Handicap - 1609m  
 04 April 2024 - 13:19  
 Track Rating: Soft 5, Weather: Fine, Rail Position: +4m 1000m-W.P;  
 +0.5 Remainder



Section	Overall	1400m	1200m	1000m	800m	600m	400m	200m						
Section Times	1:38.97 [3] (0:16.35)	1:22.62 [6] (0:12.28)	1:10.34 [6] (0:12.67)	0:57.67 [6] (0:12.59)	0:45.08 [5] (0:11.07)	0:34.01 [5] (0:10.82)	0:23.19 [5] (0:11.17)	0:12.02 [3] (0:12.02)						
Average Speed [km/h]	46.6	59.3	57.1	58.0	65.0	65.9	64.1	60.1						
Top Speed [km/h]	59.9	60.1	58.1	59.9	67.5	67.2	66.1	62.7						
Avg. Dist. to Rail [m]	6.7	3.7	3.9	3.1	1.2	2.2	1.3	1.5						
Avg. Stride Freq. [Hz]	2.2	2.3	2.2	2.2	2.3	2.3	2.3	2.3						
Avg. Stride Length [m]	6.4	7.2	7.1	7.3	7.8	7.8	7.6	7.2						



- [ ] Ranking at each section and finish
- .-.- No data available at this section
- NA No data available





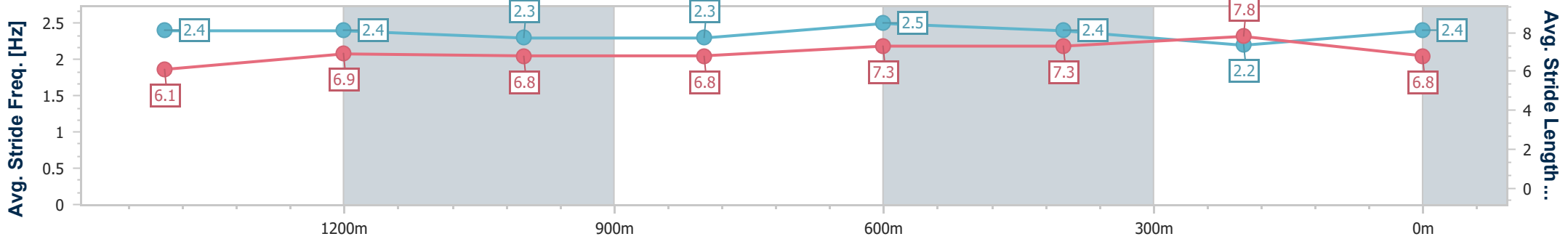
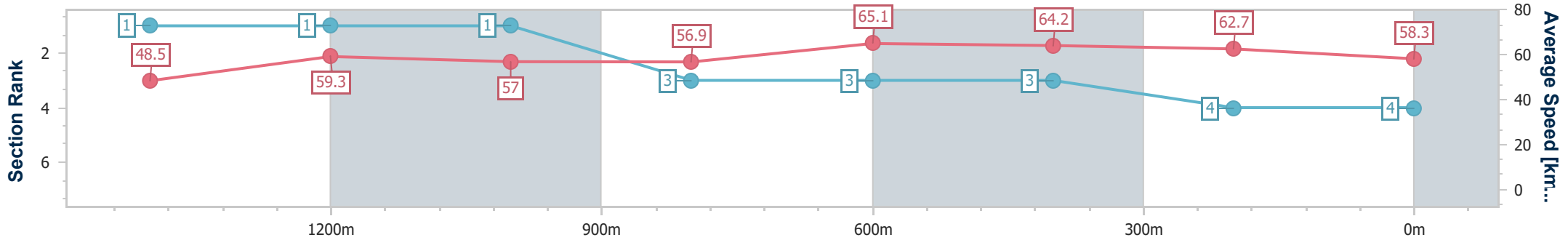
Horse/Jockey Name	Tavistee
Final Rank	4
Fastest Section Time (Section)	0:11.01 (800m)
Top Speed [km/h] (Section)	66.3 (800m)
Race State	Finished



**Townsville QLD Professional**  
**Race 2: HYGAIN BENCHMARK 65 Handicap - 1609m**  
**04 April 2024 - 13:19**  
**Track Rating: Soft 5, Weather: Fine, Rail Position: +4m 1000m-W.P; +0.5 Remainder**



Section	Overall	1400m	1200m	1000m	800m	600m	400m	200m						
Section Times	1:39.29 [4] (0:15.76)	1:23.53 [1] (0:12.24)	1:11.29 [1] (0:12.62)	0:58.67 [1] (0:12.79)	0:45.88 [3] (0:11.01)	0:34.87 [3] (0:11.10)	0:23.77 [3] (0:11.45)	0:12.32 [4] (0:12.32)						
Average Speed [km/h]	48.5	59.3	57.0	56.9	65.1	64.2	62.7	58.3						
Top Speed [km/h]	62.4	61.7	58.1	64.6	66.3	65.5	64.9	61.0						
Avg. Dist. to Rail [m]	8.1	2.0	2.6	1.9	1.0	2.3	1.0	0.8						
Avg. Stride Freq. [Hz]	2.4	2.4	2.3	2.3	2.5	2.4	2.2	2.4						
Avg. Stride Length [m]	6.1	6.9	6.8	6.8	7.3	7.3	7.8	6.8						



- [ ] Ranking at each section and finish
- .-.- No data available at this section
- NA No data available



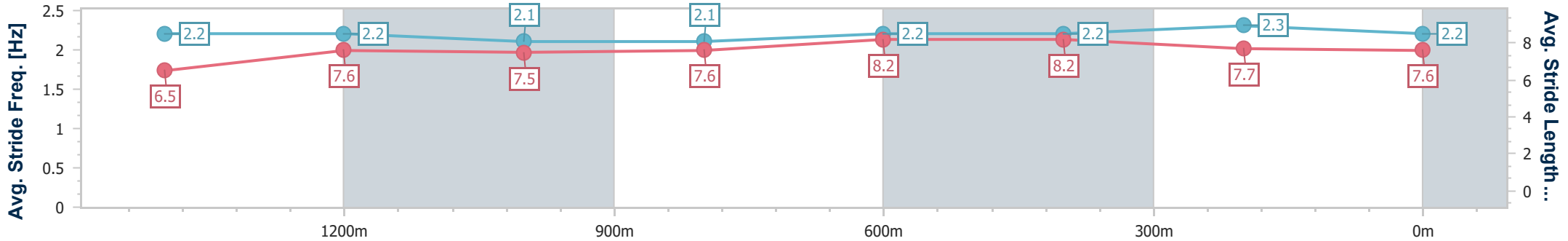
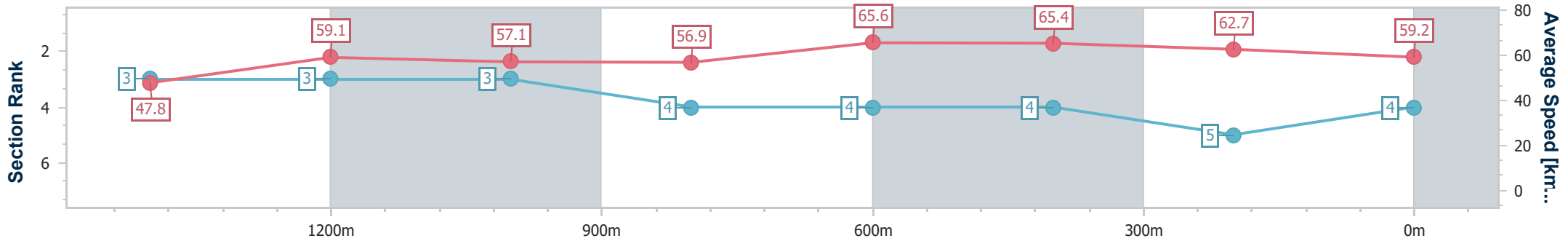
Horse/Jockey Name	Coolmeans
Final Rank	4
Fastest Section Time (Section)	0:10.98 (600m)
Top Speed [km/h] (Section)	67.2 (800m)
Race State	Finished



Townsville QLD Professional  
 Race 2: HYGAIN BENCHMARK 65 Handicap - 1609m  
 04 April 2024 - 13:19  
 Track Rating: Soft 5, Weather: Fine, Rail Position: +4m 1000m-W.P;  
 +0.5 Remainder



Section	Overall	1400m	1200m	1000m	800m	600m	400m	200m						
Section Times	1:39.29 [4] (0:15.94)	1:23.35 [3] (0:12.23)	1:11.12 [3] (0:12.67)	0:58.45 [3] (0:12.80)	0:45.65 [4] (0:11.05)	0:34.60 [4] (0:10.98)	0:23.62 [4] (0:11.47)	0:12.15 [5] (0:12.15)						
Average Speed [km/h]	47.8	59.1	57.1	56.9	65.6	65.4	62.7	59.2						
Top Speed [km/h]	61.3	60.2	58.4	61.8	67.2	66.7	63.8	63.7						
Avg. Dist. to Rail [m]	4.8	2.7	3.2	3.1	1.1	1.1	1.4	3.5						
Avg. Stride Freq. [Hz]	2.2	2.2	2.1	2.1	2.2	2.2	2.3	2.2						
Avg. Stride Length [m]	6.5	7.6	7.5	7.6	8.2	8.2	7.7	7.6						



- [ ] Ranking at each section and finish
- .-.- No data available at this section
- NA No data available



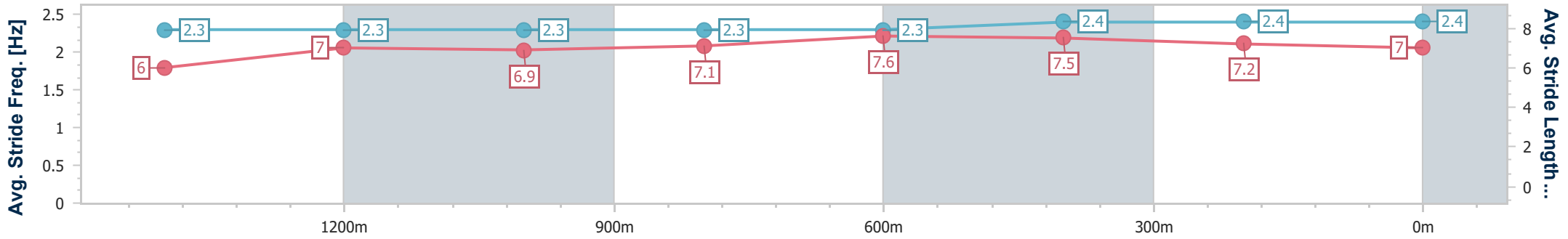
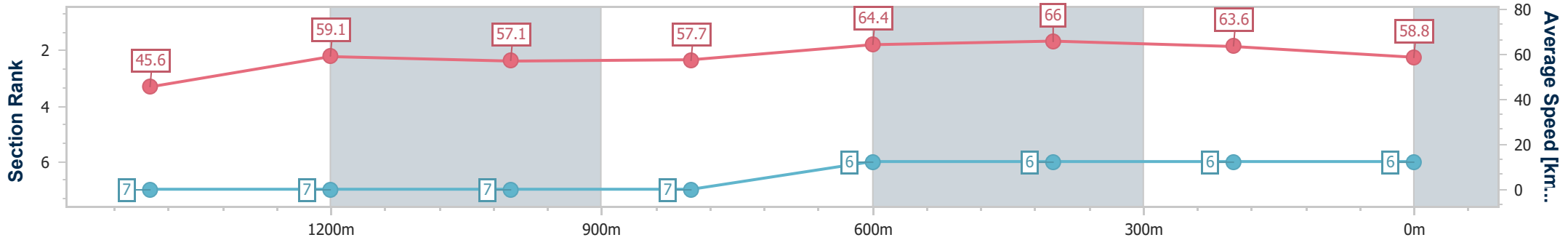
Horse/Jockey Name	Conquering Judas
Final Rank	6
Fastest Section Time (Section)	0:10.81 (600m)
Top Speed [km/h] (Section)	67.2 (600m)
Race State	Finished



**Townsville QLD Professional**  
**Race 2: HYGAIN BENCHMARK 65 Handicap - 1609m**  
 04 April 2024 - 13:19  
 Track Rating: Soft 5, Weather: Fine, Rail Position: +4m 1000m-W.P.; +0.5 Remainder



Section	Overall	1400m	1200m	1000m	800m	600m	400m	200m						
Section Times	1:39.67 [6] (0:16.56)	1:23.11 [7] (0:12.20)	1:10.91 [7] (0:12.66)	0:58.25 [7] (0:12.61)	0:45.64 [7] (0:11.26)	0:34.38 [6] (0:10.81)	0:23.57 [6] (0:11.31)	0:12.26 [6] (0:12.26)						
Average Speed [km/h]	45.6	59.1	57.1	57.7	64.4	66.0	63.6	58.8						
Top Speed [km/h]	58.0	60.4	58.9	60.3	66.8	67.2	64.9	62.3						
Avg. Dist. to Rail [m]	3.8	1.6	2.5	2.7	1.2	1.5	1.7	1.3						
Avg. Stride Freq. [Hz]	2.3	2.3	2.3	2.3	2.3	2.4	2.4	2.4						
Avg. Stride Length [m]	6.0	7.0	6.9	7.1	7.6	7.5	7.2	7.0						



- [ ] Ranking at each section and finish
- .-.- No data available at this section
- NA No data available



Horse/Jockey Name	Shadow Eclipse
Final Rank	7
Fastest Section Time (Section)	0:11.15 (600m)
Top Speed [km/h] (Section)	65.1 (600m)
Race State	Finished



Townsville QLD Professional

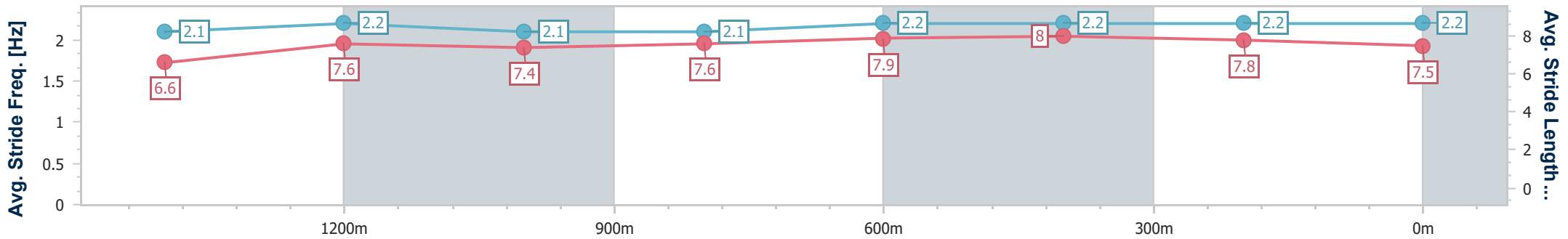
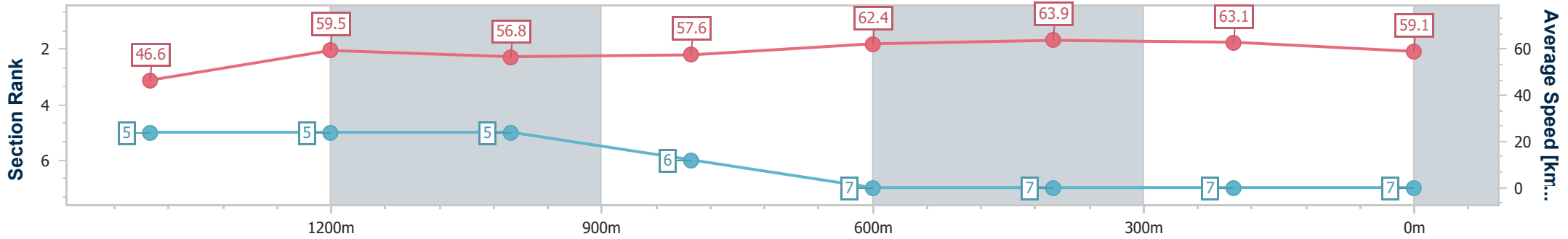
Race 2: HYGAIN BENCHMARK 65 Handicap - 1609m

04 April 2024 - 13:19

Track Rating: Soft 5, Weather: Fine, Rail Position: +4m 1000m-W.P; +0.5 Remainder



Section	Overall	1400m	1200m	1000m	800m	600m	400m	200m						
Section Times	1:40.15 [7] (0:16.33)	1:23.82 [5] (0:12.18)	1:11.64 [5] (0:12.68)	0:58.96 [5] (0:12.71)	0:46.25 [6] (0:11.54)	0:34.71 [7] (0:11.15)	0:23.56 [7] (0:11.39)	0:12.17 [7] (0:12.17)						
Average Speed [km/h]	46.6	59.5	56.8	57.6	62.4	63.9	63.1	59.1						
Top Speed [km/h]	60.8	60.3	58.8	59.4	64.7	65.1	63.3	62.4						
Avg. Dist. to Rail [m]	5.2	3.0	3.1	2.9	0.7	2.2	1.4	4.7						
Avg. Stride Freq. [Hz]	2.1	2.2	2.1	2.1	2.2	2.2	2.2	2.2						
Avg. Stride Length [m]	6.6	7.6	7.4	7.6	7.9	8.0	7.8	7.5						



- [ ] Ranking at each section and finish
- .-.- No data available at this section
- NA No data available



**Townsville QLD Professional**  
**Race 3: LADBROKES SAME RACE MULTI QTIS Two-Year-Old Maiden**  
**Handicap - 1200m**  
**04 April 2024 - 13:56**



Track Rating: Soft 5, Weather: Fine, Rail Position: +4m 1000m-W.P; +0.5 Remainder

Section		Overall	1000m	800m	600m	400m	200m	Last 600m					
Field Times		1:12.43 (0:14.07)	0:58.36 (0:11.71)	0:46.65 (0:11.33)	0:35.32 (0:11.52)	0:23.80 (0:11.52)	0:12.28 (0:12.28)	0:35.32					
Rank	TAB Horse/Jockey	Barrier	Top Speed [km/h]	Fastest Section							Margin	Distance Travelled [m]	
1	1 HEAD HONCHO Luke Tarrant	1	65.9 Overall	0:11.26 800m	1:12.43 [1] (0:14.27)	0:58.16 [3] (0:11.59)	0:46.57 [2] (0:11.26)	0:35.31 [2] (0:11.51)	0:23.80 [1] (0:11.52)	0:12.28 [1] (0:12.28)	1:12.43	0:35.31	
2	6 MR GRUMBLER Lacey Morrison	6	64.5 800m	0:11.32 800m	1:12.63 [2] (0:14.24)	0:58.39 [2] (0:11.77)	0:46.62 [3] (0:11.32)	0:35.30 [3] (0:11.56)	0:23.74 [3] (0:11.48)	0:12.26 [3] (0:12.26)	1.14L	0:35.30	-1
3	4 HEZA ROMEO Adrian Layt	4	64.1 800m	0:11.33 800m	1:12.64 [3] (0:14.07)	0:58.57 [1] (0:11.71)	0:46.86 [1] (0:11.33)	0:35.53 [1] (0:11.57)	0:23.96 [2] (0:11.55)	0:12.41 [2] (0:12.41)	1.2L	0:35.53	-4
4	10 MISHANI I AM Scott Sheargold	10	66.1 1000m	0:11.40 800m	1:12.69 [4] (0:14.59)	0:58.10 [4] (0:11.43)	0:46.67 [4] (0:11.40)	0:35.27 [4] (0:11.49)	0:23.78 [4] (0:11.50)	0:12.28 [4] (0:12.28)	1.52L	0:35.27	+4
5	9 MISHANI BURN Chris Whiteley	9	67.9 1000m	0:11.18 1000m	1:12.96 [5] (0:15.22)	0:57.74 [5] (0:11.18)	0:46.56 [5] (0:11.18)	0:35.38 [5] (0:11.48)	0:23.90 [5] (0:11.51)	0:12.39 [5] (0:12.39)	3.06L	0:35.38	+3
6	11 MISHANI WOLF Nathan Thomas	11	66.2 1000m	0:11.04 800m	1:15.15 [6] (0:15.67)	0:59.48 [6] (0:11.43)	0:48.05 [6] (0:11.04)	0:37.01 [6] (0:11.58)	0:25.43 [6] (0:12.29)	0:13.14 [6] (0:13.14)	15.96L	0:37.01	-5

Scratched: Teddy Bee Bear (#3), November Foal (#12), Kobayastar (#8), Hold My Halo (#7), Forgetaboutit (#2), Sogoya (#5)

[ ] Ranking at each section and finish  
 -:-:- No data available at this section  
 NA No data available

SCN Saddle cloth number  
 DNF Did not finish  
 DNT Did not track



Horse/Jockey Name	Head Honcho
Final Rank	1
Fastest Section Time (Section)	0:11.26 (800m)
Top Speed [km/h] (Section)	65.9 (Overall)
Race State	Finished



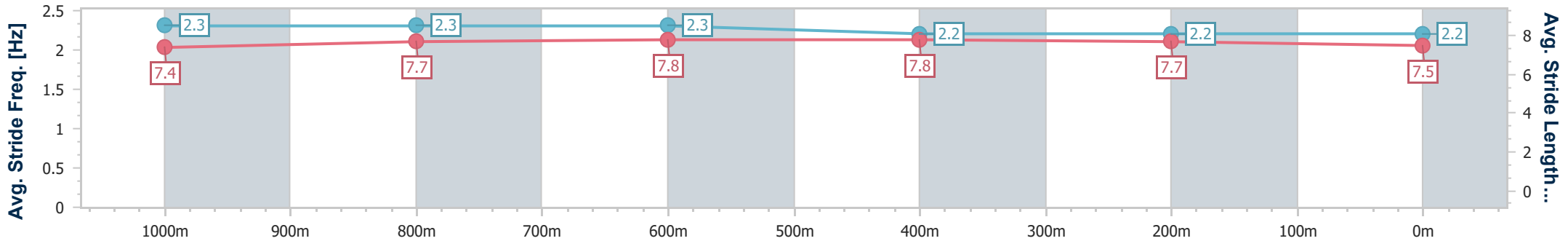
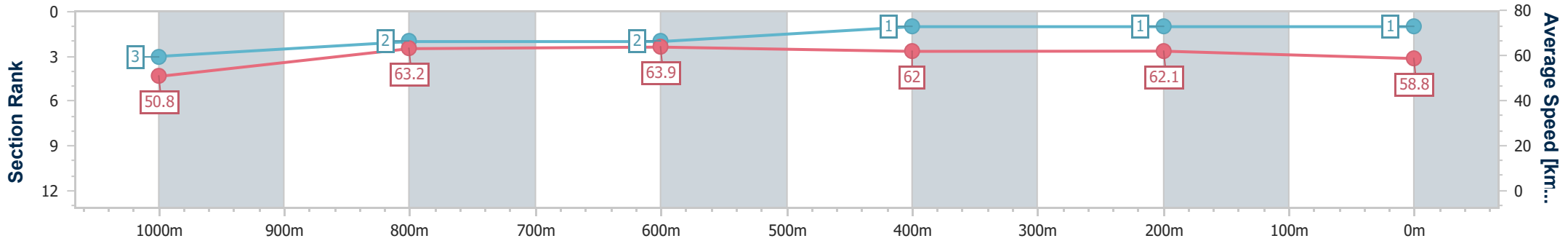
Townsville QLD Professional  
 Race 3: LADBROKES SAME RACE MULTI QTIS Two-Year-Old  
 Maiden Handicap - 1200m



04 April 2024 - 13:56

Track Rating: Soft 5, Weather: Fine, Rail Position: +4m 1000m-W.P.;  
 +0.5 Remainder

Section	Overall	1000m	800m	600m	400m	200m
Section Times	1:12.43 [1] (0:14.27)	0:58.16 [3] (0:11.59)	0:46.57 [2] (0:11.26)	0:35.31 [2] (0:11.51)	0:23.80 [1] (0:11.52)	0:12.28 [1] (0:12.28)
Average Speed [km/h]	50.8	63.2	63.9	62.0	62.1	58.8
Top Speed [km/h]	65.9	65.4	64.7	63.1	62.9	62.1
Avg. Dist. to Rail [m]	9.9	3.2	1.0	1.7	0.9	2.5
Avg. Stride Freq. [Hz]	2.3	2.3	2.3	2.2	2.2	2.2
Avg. Stride Length [m]	7.4	7.7	7.8	7.8	7.7	7.5



- [ ] Ranking at each section and finish
- .-.- No data available at this section
- NA No data available



Horse/Jockey Name	Mr Grumbler
Final Rank	2
Fastest Section Time (Section)	0:11.32 (800m)
Top Speed [km/h] (Section)	64.5 (800m)
Race State	Finished



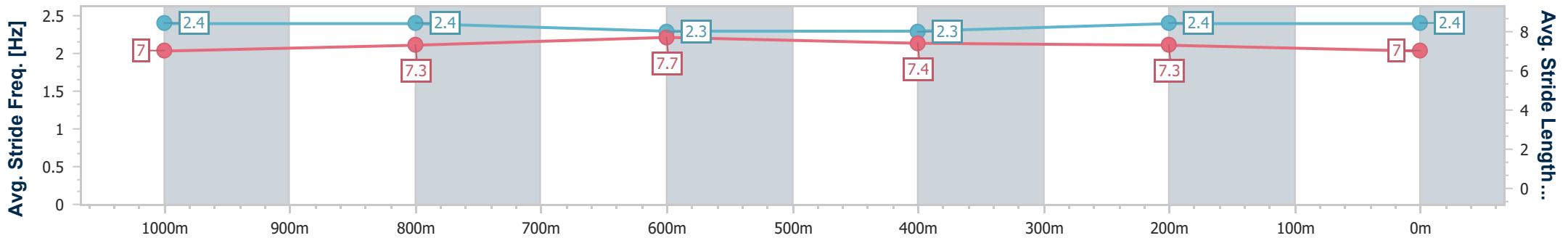
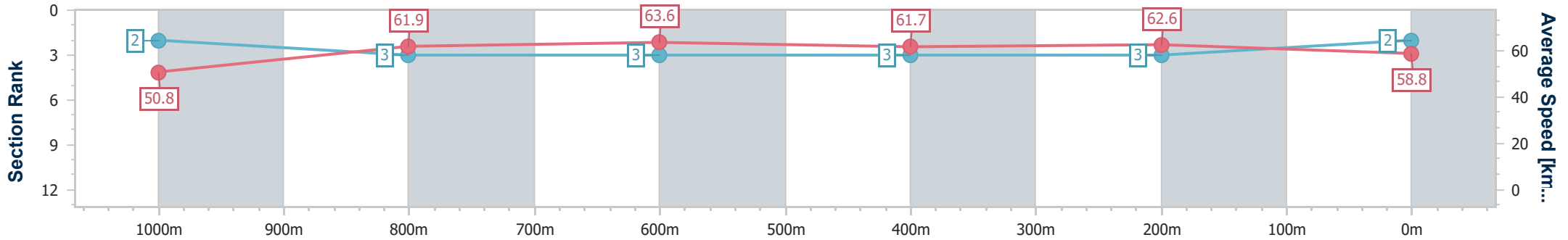
Townsville QLD Professional  
Race 3: LADBROKES SAME RACE MULTI QTIS Two-Year-Old  
Maiden Handicap - 1200m



04 April 2024 - 13:56

Track Rating: Soft 5, Weather: Fine, Rail Position: +4m 1000m-W.P.;  
+0.5 Remainder

Section	Overall	1000m	800m	600m	400m	200m
Section Times	1:12.63 [2] (0:14.24)	0:58.39 [2] (0:11.77)	0:46.62 [3] (0:11.32)	0:35.30 [3] (0:11.56)	0:23.74 [3] (0:11.48)	0:12.26 [3] (0:12.26)
Average Speed [km/h]	50.8	61.9	63.6	61.7	62.6	58.8
Top Speed [km/h]	63.9	63.6	64.5	63.1	64.0	62.3
Avg. Dist. to Rail [m]	5.0	2.7	1.0	1.9	1.1	1.0
Avg. Stride Freq. [Hz]	2.4	2.4	2.3	2.3	2.4	2.4
Avg. Stride Length [m]	7.0	7.3	7.7	7.4	7.3	7.0



- [ ] Ranking at each section and finish
- .-.- No data available at this section
- NA No data available



Horse/Jockey Name	Heza Romeo
Final Rank	3
Fastest Section Time (Section)	0:11.33 (800m)
Top Speed [km/h] (Section)	64.1 (800m)
Race State	Finished



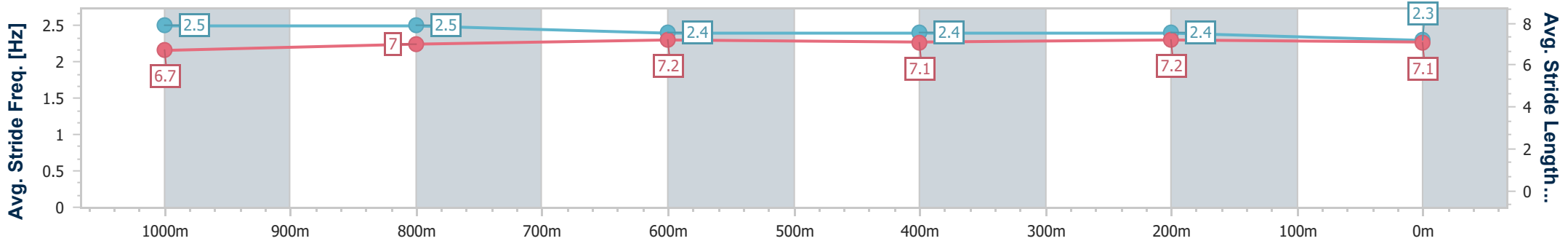
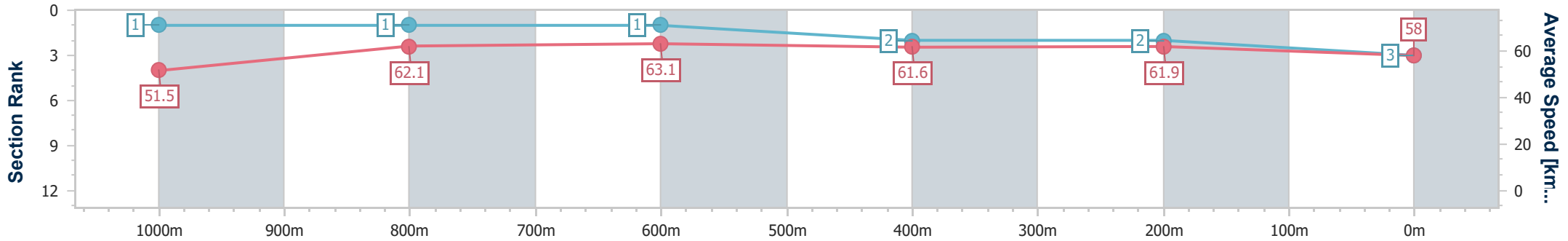
Townsville QLD Professional  
Race 3: LADBROKES SAME RACE MULTI QTIS Two-Year-Old  
Maiden Handicap - 1200m



04 April 2024 - 13:56

Track Rating: Soft 5, Weather: Fine, Rail Position: +4m 1000m-W.P;  
+0.5 Remainder

Section	Overall	1000m	800m	600m	400m	200m								
Section Times	1:12.64 [3] (0:14.07)	0:58.57 [1] (0:11.71)	0:46.86 [1] (0:11.33)	0:35.53 [1] (0:11.57)	0:23.96 [2] (0:11.55)	0:12.41 [2] (0:12.41)								
Average Speed [km/h]	51.5	62.1	63.1	61.6	61.9	58.0								
Top Speed [km/h]	64.1	63.3	64.1	63.1	63.8	61.1								
Avg. Dist. to Rail [m]	7.0	2.1	1.1	2.9	2.6	0.9								
Avg. Stride Freq. [Hz]	2.5	2.5	2.4	2.4	2.4	2.3								
Avg. Stride Length [m]	6.7	7.0	7.2	7.1	7.2	7.1								



- [ ] Ranking at each section and finish
- .-.- No data available at this section
- NA No data available





Horse/Jockey Name	Mishani I Am
Final Rank	4
Fastest Section Time (Section)	0:11.40 (800m)
Top Speed [km/h] (Section)	66.1 (1000m)
Race State	Finished



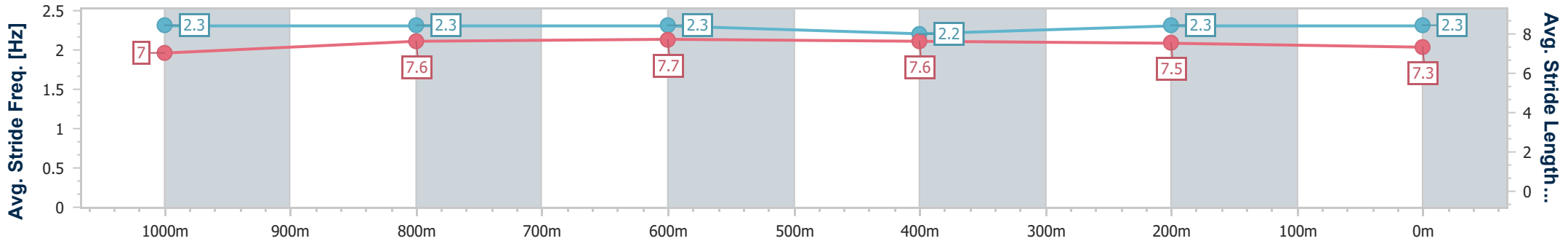
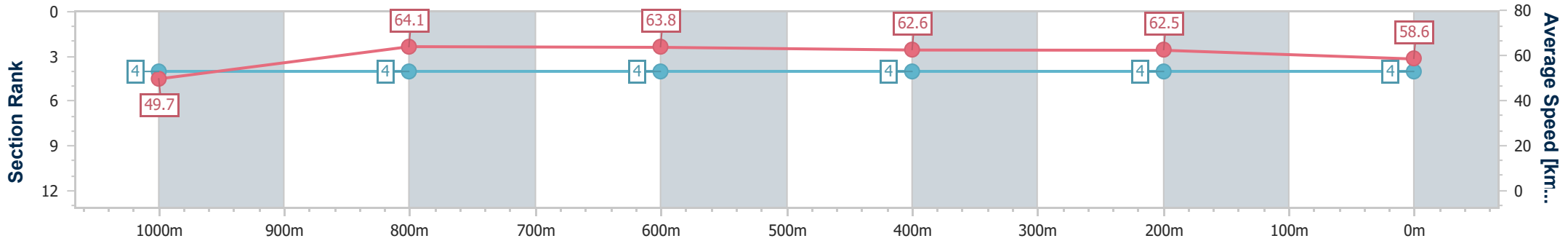
Townsville QLD Professional  
Race 3: LADBROKES SAME RACE MULTI QTIS Two-Year-Old  
Maiden Handicap - 1200m



04 April 2024 - 13:56

Track Rating: Soft 5, Weather: Fine, Rail Position: +4m 1000m-W.P.;  
+0.5 Remainder

Section	Overall	1000m	800m	600m	400m	200m
Section Times	1:12.69 [4] (0:14.59)	0:58.10 [4] (0:11.43)	0:46.67 [4] (0:11.40)	0:35.27 [4] (0:11.49)	0:23.78 [4] (0:11.50)	0:12.28 [4] (0:12.28)
Average Speed [km/h]	49.7	64.1	63.8	62.6	62.5	58.6
Top Speed [km/h]	65.5	66.1	65.1	63.5	63.2	61.5
Avg. Dist. to Rail [m]	11.2	4.3	1.9	0.7	0.8	3.5
Avg. Stride Freq. [Hz]	2.3	2.3	2.3	2.2	2.3	2.3
Avg. Stride Length [m]	7.0	7.6	7.7	7.6	7.5	7.3



- [ ] Ranking at each section and finish
- .-.- No data available at this section
- NA No data available



Horse/Jockey Name	Mishani Burn
Final Rank	5
Fastest Section Time (Section)	0:11.18 (1000m)
Top Speed [km/h] (Section)	67.9 (1000m)
Race State	Finished



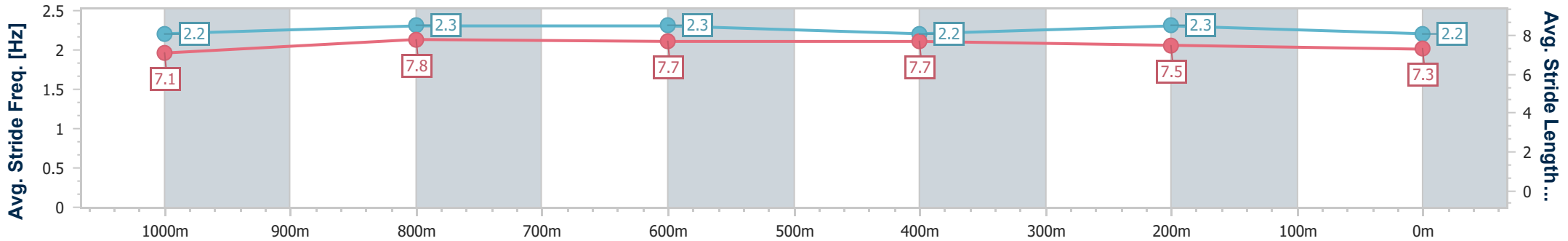
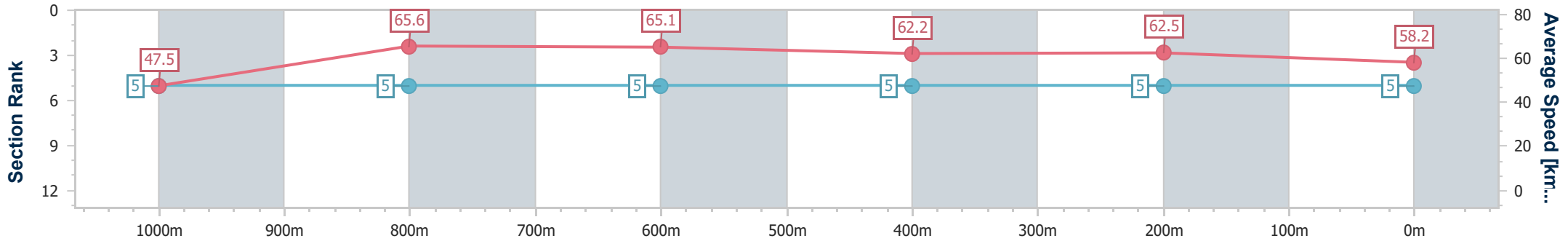
Townsville QLD Professional  
Race 3: LADBROKES SAME RACE MULTI QTIS Two-Year-Old  
Maiden Handicap - 1200m



04 April 2024 - 13:56

Track Rating: Soft 5, Weather: Fine, Rail Position: +4m 1000m-W.P.;  
+0.5 Remainder

Section	Overall	1000m	800m	600m	400m	200m
Section Times	1:12.96 [5] (0:15.22)	0:57.74 [5] (0:11.18)	0:46.56 [5] (0:11.18)	0:35.38 [5] (0:11.48)	0:23.90 [5] (0:11.51)	0:12.39 [5] (0:12.39)
Average Speed [km/h]	47.5	65.6	65.1	62.2	62.5	58.2
Top Speed [km/h]	61.9	67.9	67.3	63.4	64.3	60.6
Avg. Dist. to Rail [m]	9.0	4.3	1.6	1.7	2.0	4.3
Avg. Stride Freq. [Hz]	2.2	2.3	2.3	2.2	2.3	2.2
Avg. Stride Length [m]	7.1	7.8	7.7	7.7	7.5	7.3



- [ ] Ranking at each section and finish
- .-.- No data available at this section
- NA No data available



Horse/Jockey Name	Mishani Wolf
Final Rank	6
Fastest Section Time (Section)	0:11.04 (800m)
Top Speed [km/h] (Section)	66.2 (1000m)
Race State	Finished



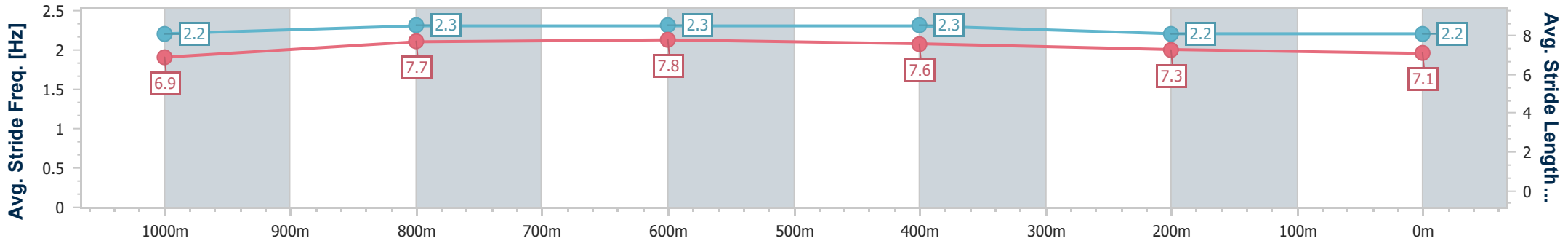
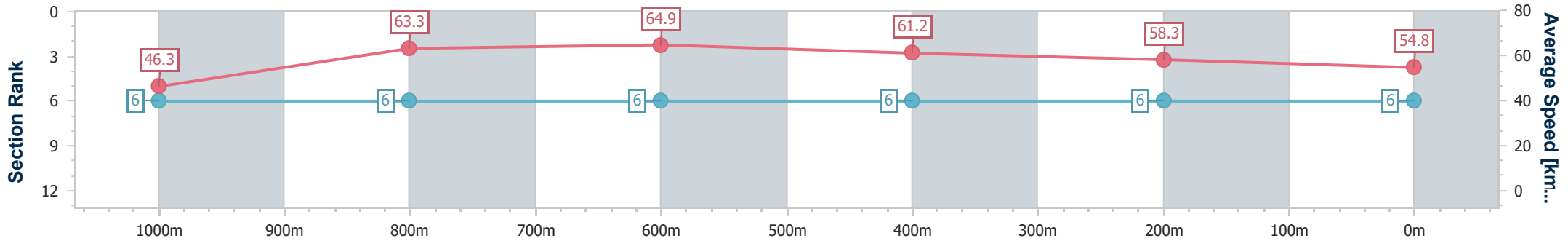
Townsville QLD Professional  
 Race 3: LADBROKES SAME RACE MULTI QTIS Two-Year-Old  
 Maiden Handicap - 1200m



04 April 2024 - 13:56

Track Rating: Soft 5, Weather: Fine, Rail Position: +4m 1000m-W.P;  
 +0.5 Remainder

Section	Overall	1000m	800m	600m	400m	200m								
Section Times	1:15.15 [6] (0:15.67)	0:59.48 [6] (0:11.43)	0:48.05 [6] (0:11.04)	0:37.01 [6] (0:11.58)	0:25.43 [6] (0:12.29)	0:13.14 [6] (0:13.14)								
Average Speed [km/h]	46.3	63.3	64.9	61.2	58.3	54.8								
Top Speed [km/h]	60.3	66.2	65.4	64.6	61.0	58.2								
Avg. Dist. to Rail [m]	6.8	2.1	1.8	2.7	2.1	0.7								
Avg. Stride Freq. [Hz]	2.2	2.3	2.3	2.3	2.2	2.2								
Avg. Stride Length [m]	6.9	7.7	7.8	7.6	7.3	7.1								



- [ ] Ranking at each section and finish
- .-.- No data available at this section
- NA No data available



**Townsville QLD Professional**  
**Race 4: LADBROKES YARD COMMENTS RATINGS BAND 0 - 60**  
**Handicap - 1000m**  
**04 April 2024 - 14:28**



Track Rating: Soft 5, Weather: Fine, Rail Position: +4m 1000m-W.P; +0.5 Remainder

Section		Overall	800m	600m	400m	200m	Last 600m					
Field Times		0:55.81 (0:13.32)	0:42.49 (0:09.98)	0:32.51 (0:10.22)	0:22.29 (0:10.74)	0:11.55 (0:11.55)	0:32.51					
Rank	TAB Horse/Jockey	Barrier	Top Speed [km/h]	Fastest Section	Margin					Distance Travelled [m]		
1	8 <b>CHILLI JAM</b> Isabella Teh	8	74.4 800m	0:09.84 800m	0:55.81 [1] (0:13.47)	0:42.34 [3] (0:09.84)	0:32.50 [2] (0:10.21)	0:22.29 [1] (0:10.74)	0:11.55 [1] (0:11.55)	0:55.81	0:32.50	
2	5 <b>FIVE BULLS</b> Ashley Butler	5	71.0 800m	0:10.11 800m	0:56.32 [2] (0:13.72)	0:42.60 [8] (0:10.11)	0:32.49 [7] (0:10.29)	0:22.20 [5] (0:10.77)	0:11.43 [5] (0:11.43)	3.02L	0:32.49	-5
3	9 <b>ICE SKATER</b> Adam Sewell	9	73.6 Overall	0:10.15 800m	0:56.58 [3] (0:13.33)	0:43.25 [2] (0:10.15)	0:33.10 [3] (0:10.37)	0:22.73 [3] (0:10.89)	0:11.84 [3] (0:11.84)	4.54L	0:33.10	+2
4	2 <b>TRINITY MISSILE</b> Nathan Thomas	2	71.7 800m	0:10.10 800m	0:56.63 [4] (0:13.51)	0:43.12 [4] (0:10.10)	0:33.02 [4] (0:10.44)	0:22.58 [4] (0:10.79)	0:11.79 [4] (0:11.79)	4.83L	0:33.02	-1
5	7 <b>BEEFEATERS</b> Chelsea Jokic	7	74.0 Overall	0:09.98 800m	0:56.67 [5] (0:13.32)	0:43.35 [1] (0:09.98)	0:33.37 [1] (0:10.53)	0:22.84 [2] (0:10.84)	0:12.00 [2] (0:12.00)	5.1L	0:33.37	+4
6	4 <b>CROWNING MOMENT</b> Lacey Morrison	4	72.8 800m	0:10.18 800m	0:56.70 [6] (0:13.59)	0:43.11 [5] (0:10.18)	0:32.93 [5] (0:10.37)	0:22.56 [6] (0:10.92)	0:11.64 [6] (0:11.64)	5.23L	0:32.93	+5
7	3 <b>COLLOMBATTI</b> Denicious Smith	3	72.9 800m	0:10.04 800m	0:56.87 [7] (0:14.04)	0:42.83 [10] (0:10.04)	0:32.79 [10] (0:10.36)	0:22.43 [9] (0:10.88)	0:11.55 [9] (0:11.55)	6.25L	0:32.79	+1
8	6 <b>HARVESTA</b> Jackson Murphy	6	73.0 800m	0:10.03 800m	0:56.98 [8] (0:13.89)	0:43.09 [9] (0:10.03)	0:33.06 [9] (0:10.37)	0:22.69 [7] (0:10.93)	0:11.76 [7] (0:11.76)	6.91L	0:33.06	+5
9	10 <b>MADONNACAN'TSING</b> Scott Sheargold	10	72.1 800m	0:10.18 800m	0:57.33 [9] (0:13.62)	0:43.71 [7] (0:10.18)	0:33.53 [6] (0:10.52)	0:23.01 [8] (0:10.97)	0:12.04 [8] (0:12.04)	8.97L	0:33.53	+3
10	12 <b>MISS HELMUT</b> Rebecca Wilson	12	71.2 800m	0:10.25 800m	0:58.28 [10] (0:13.60)	0:44.68 [6] (0:10.25)	0:34.43 [8] (0:10.79)	0:23.64 [10] (0:11.36)	0:12.28 [10] (0:12.28)	14.52L	0:34.43	+7

Scratched: Sensationbull (#11), Midas Star (#1)



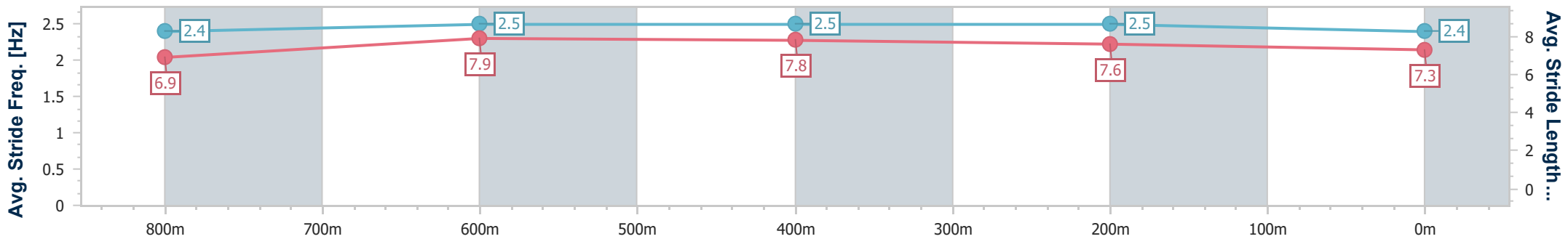
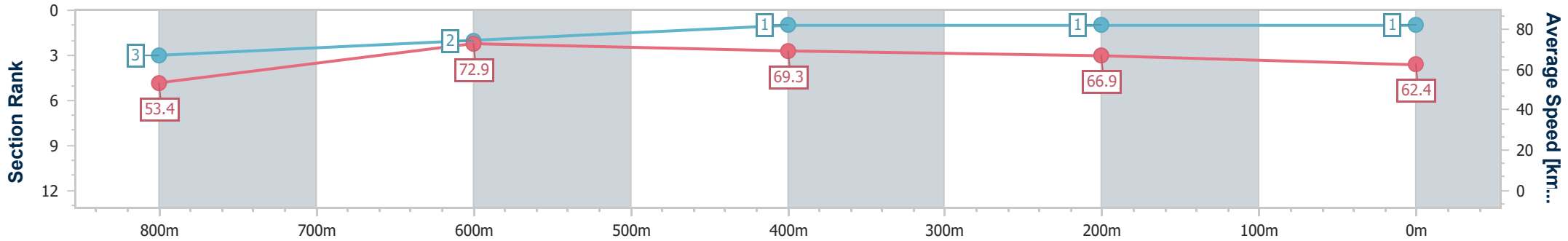
Horse/Jockey Name	Chilli Jam
Final Rank	1
Fastest Section Time (Section)	0:09.84 (800m)
Top Speed [km/h] (Section)	74.4 (800m)
Race State	Finished



Townsville QLD Professional  
 Race 4: LADBROKES YARD COMMENTS RATINGS BAND 0 - 60  
 Handicap - 1000m  
 04 April 2024 - 14:28  
 Track Rating: Soft 5, Weather: Fine, Rail Position: +4m 1000m-W.P;  
 +0.5 Remainder



Section	Overall	800m	600m	400m	200m
Section Times	0:55.81 [1] (0:13.47)	0:42.34 [3] (0:09.84)	0:32.50 [2] (0:10.21)	0:22.29 [1] (0:10.74)	0:11.55 [1] (0:11.55)
Average Speed [km/h]	53.4	72.9	69.3	66.9	62.4
Top Speed [km/h]	72.7	74.4	70.8	67.9	65.6
Avg. Dist. to Rail [m]	2.5	1.7	3.3	1.0	0.6
Avg. Stride Freq. [Hz]	2.4	2.5	2.5	2.5	2.4
Avg. Stride Length [m]	6.9	7.9	7.8	7.6	7.3



- [ ] Ranking at each section and finish
- .-.- No data available at this section
- NA No data available



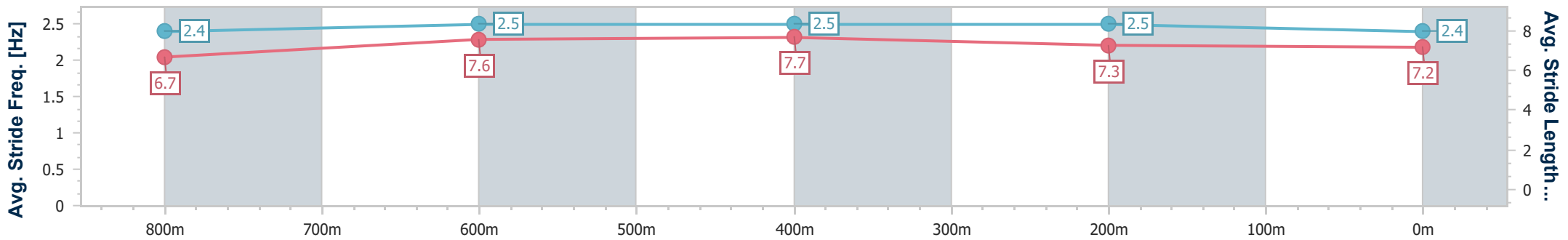
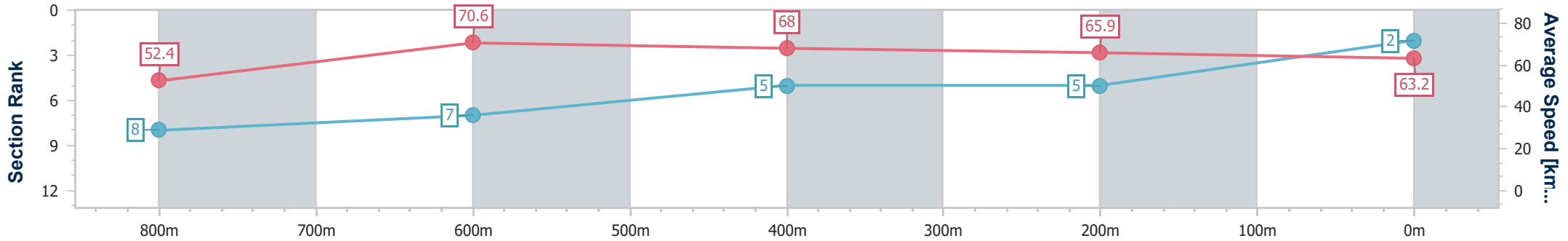
Horse/Jockey Name	Five Bulls
Final Rank	2
Fastest Section Time (Section)	0:10.11 (800m)
Top Speed [km/h] (Section)	71.0 (800m)
Race State	Finished



Townsville QLD Professional  
 Race 4: LADBROKES YARD COMMENTS RATINGS BAND 0 - 60  
 Handicap - 1000m  
 04 April 2024 - 14:28  
 Track Rating: Soft 5, Weather: Fine, Rail Position: +4m 1000m-W.P;  
 +0.5 Remainder



Section	Overall	800m	600m	400m	200m
Section Times	0:56.32 [2] (0:13.72)	0:42.60 [8] (0:10.11)	0:32.49 [7] (0:10.29)	0:22.20 [5] (0:10.77)	0:11.43 [5] (0:11.43)
Average Speed [km/h]	52.4	70.6	68.0	65.9	63.2
Top Speed [km/h]	69.4	71.0	69.9	67.1	65.2
Avg. Dist. to Rail [m]	1.1	2.3	5.8	4.9	1.2
Avg. Stride Freq. [Hz]	2.4	2.5	2.5	2.5	2.4
Avg. Stride Length [m]	6.7	7.6	7.7	7.3	7.2



- [ ] Ranking at each section and finish
- .-.- No data available at this section
- NA No data available



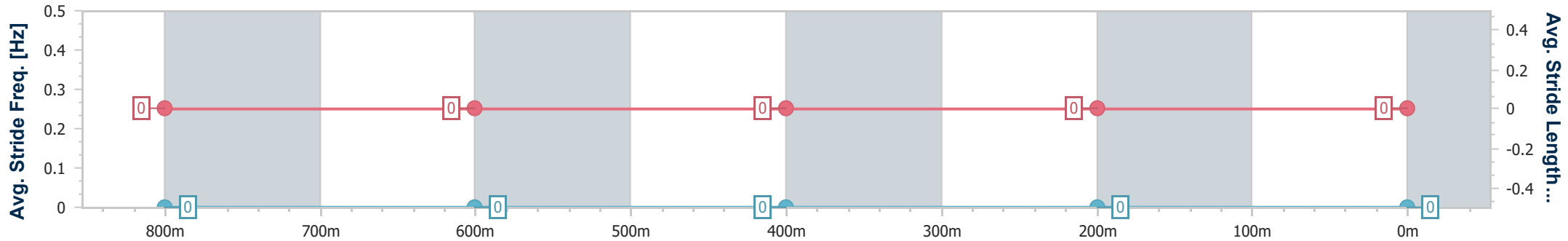
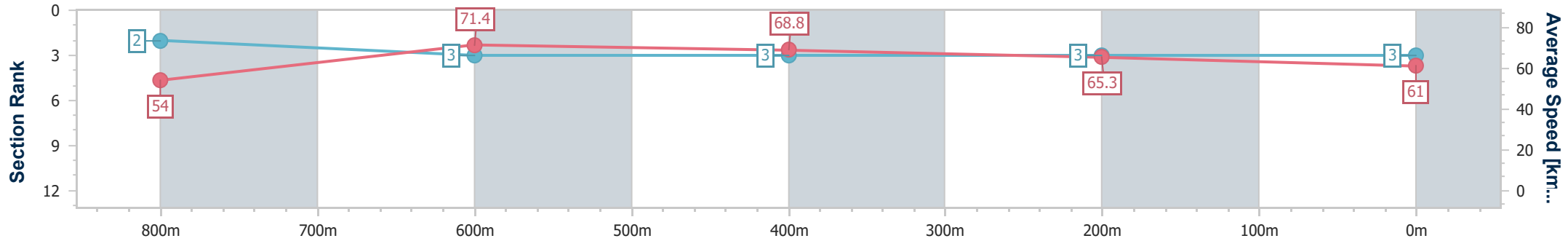
Horse/Jockey Name	Ice Skater
Final Rank	3
Fastest Section Time (Section)	0:10.15 (800m)
Top Speed [km/h] (Section)	73.6 (Overall)
Race State	Finished



Townsville QLD Professional  
 Race 4: LADBROKES YARD COMMENTS RATINGS BAND 0 - 60  
 Handicap - 1000m  
 04 April 2024 - 14:28  
 Track Rating: Soft 5, Weather: Fine, Rail Position: +4m 1000m-W.P;  
 +0.5 Remainder



Section	Overall	800m	600m	400m	200m
Section Times	0:56.58 [3] (0:13.33)	0:43.25 [2] (0:10.15)	0:33.10 [3] (0:10.37)	0:22.73 [3] (0:10.89)	0:11.84 [3] (0:11.84)
Average Speed [km/h]	54.0	71.4	68.8	65.3	61.0
Top Speed [km/h]	73.6	73.5	69.8	67.5	64.8
Avg. Dist. to Rail [m]	7.2	1.9	2.8	2.4	1.8
Avg. Stride Freq. [Hz]	--	--	--	--	--
Avg. Stride Length [m]	--	--	--	--	--



- [ ] Ranking at each section and finish
- No data available at this section
- NA No data available



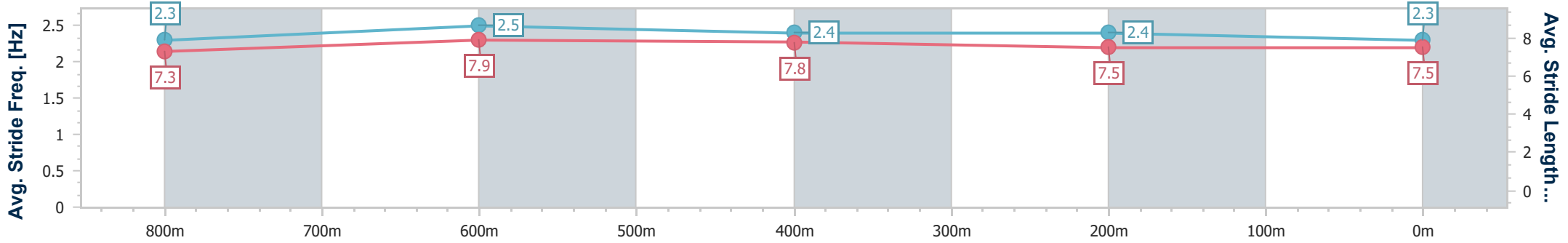
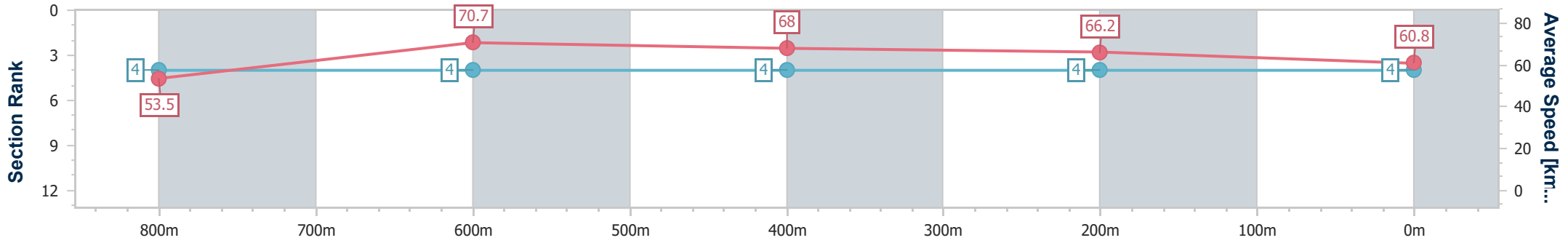
Horse/Jockey Name	Trinity Missile
Final Rank	4
Fastest Section Time (Section)	0:10.10 (800m)
Top Speed [km/h] (Section)	71.7 (800m)
Race State	Finished



Townsville QLD Professional  
 Race 4: LADBROKES YARD COMMENTS RATINGS BAND 0 - 60  
 Handicap - 1000m  
 04 April 2024 - 14:28  
 Track Rating: Soft 5, Weather: Fine, Rail Position: +4m 1000m-W.P;  
 +0.5 Remainder



Section	Overall	800m	600m	400m	200m
Section Times	0:56.63 [4] (0:13.51)	0:43.12 [4] (0:10.10)	0:33.02 [4] (0:10.44)	0:22.58 [4] (0:10.79)	0:11.79 [4] (0:11.79)
Average Speed [km/h]	53.5	70.7	68.0	66.2	60.8
Top Speed [km/h]	71.1	71.7	70.2	67.5	64.2
Avg. Dist. to Rail [m]	1.7	1.8	3.6	3.2	0.7
Avg. Stride Freq. [Hz]	2.3	2.5	2.4	2.4	2.3
Avg. Stride Length [m]	7.3	7.9	7.8	7.5	7.5



- [ ] Ranking at each section and finish
- .-.- No data available at this section
- NA No data available





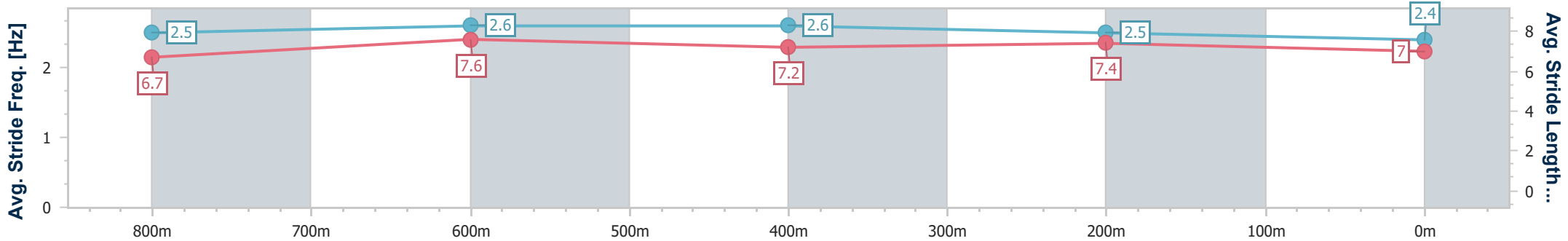
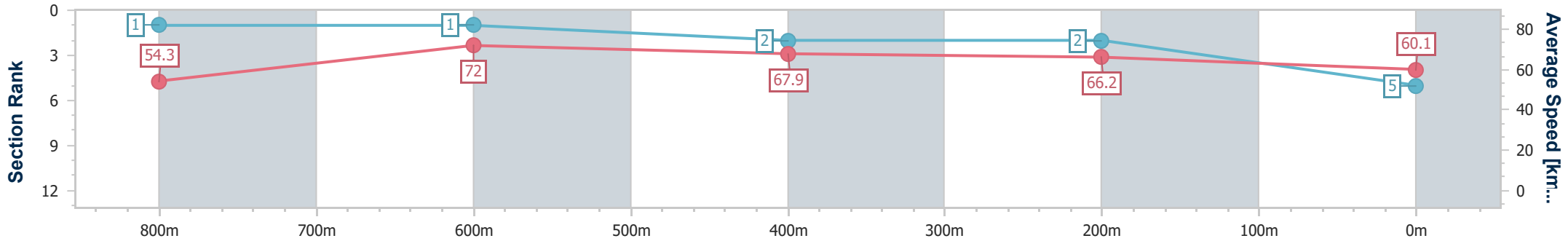
Horse/Jockey Name	Beefeaters
Final Rank	5
Fastest Section Time (Section)	0:09.98 (800m)
Top Speed [km/h] (Section)	74.0 (Overall)
Race State	Finished



Townsville QLD Professional  
 Race 4: LADBROKES YARD COMMENTS RATINGS BAND 0 - 60  
 Handicap - 1000m  
 04 April 2024 - 14:28  
 Track Rating: Soft 5, Weather: Fine, Rail Position: +4m 1000m-W.P;  
 +0.5 Remainder



Section	Overall	800m	600m	400m	200m
Section Times	0:56.67 [5] (0:13.32)	0:43.35 [1] (0:09.98)	0:33.37 [1] (0:10.53)	0:22.84 [2] (0:10.84)	0:12.00 [2] (0:12.00)
Average Speed [km/h]	54.3	72.0	67.9	66.2	60.1
Top Speed [km/h]	74.0	73.9	70.5	67.7	62.8
Avg. Dist. to Rail [m]	9.5	2.1	1.7	1.0	1.2
Avg. Stride Freq. [Hz]	2.5	2.6	2.6	2.5	2.4
Avg. Stride Length [m]	6.7	7.6	7.2	7.4	7.0



- [ ] Ranking at each section and finish
- .-.- No data available at this section
- NA No data available



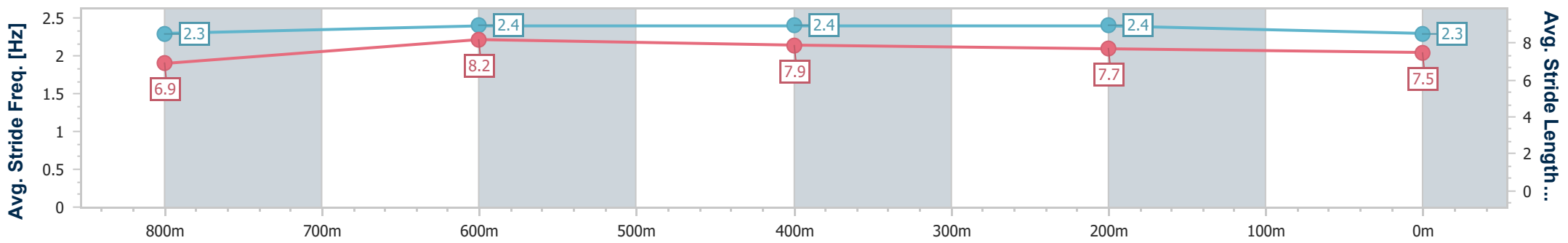
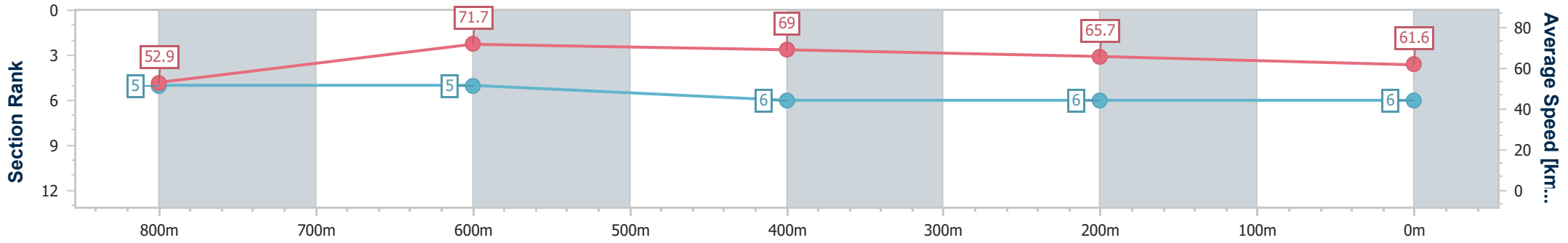
Horse/Jockey Name	Crowning Moment
Final Rank	6
Fastest Section Time (Section)	0:10.18 (800m)
Top Speed [km/h] (Section)	72.8 (800m)
Race State	Finished



Townsville QLD Professional  
 Race 4: LADBROKES YARD COMMENTS RATINGS BAND 0 - 60  
 Handicap - 1000m  
 04 April 2024 - 14:28  
 Track Rating: Soft 5, Weather: Fine, Rail Position: +4m 1000m-W.P;  
 +0.5 Remainder



Section	Overall	800m	600m	400m	200m
Section Times	0:56.70 [6] (0:13.59)	0:43.11 [5] (0:10.18)	0:32.93 [5] (0:10.37)	0:22.56 [6] (0:10.92)	0:11.64 [6] (0:11.64)
Average Speed [km/h]	52.9	71.7	69.0	65.7	61.6
Top Speed [km/h]	71.3	72.8	70.4	68.4	64.0
Avg. Dist. to Rail [m]	6.2	2.9	1.2	2.0	4.7
Avg. Stride Freq. [Hz]	2.3	2.4	2.4	2.4	2.3
Avg. Stride Length [m]	6.9	8.2	7.9	7.7	7.5



- [ ] Ranking at each section and finish
- .-.- No data available at this section
- NA No data available



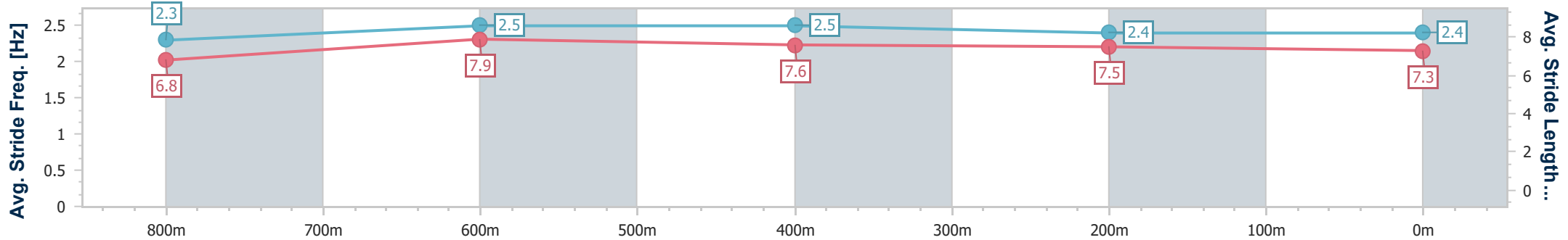
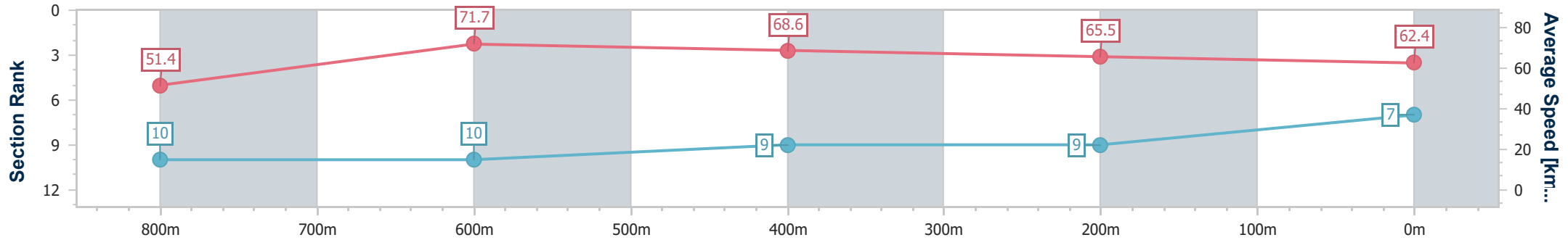
Horse/Jockey Name	Collombatti
Final Rank	7
Fastest Section Time (Section)	0:10.04 (800m)
Top Speed [km/h] (Section)	72.9 (800m)
Race State	Finished



Townsville QLD Professional  
 Race 4: LADBROKES YARD COMMENTS RATINGS BAND 0 - 60  
 Handicap - 1000m  
 04 April 2024 - 14:28  
 Track Rating: Soft 5, Weather: Fine, Rail Position: +4m 1000m-W.P;  
 +0.5 Remainder



Section	Overall	800m	600m	400m	200m
Section Times	0:56.87 [7] (0:14.04)	0:42.83 [10] (0:10.04)	0:32.79 [10] (0:10.36)	0:22.43 [9] (0:10.88)	0:11.55 [9] (0:11.55)
Average Speed [km/h]	51.4	71.7	68.6	65.5	62.4
Top Speed [km/h]	72.7	72.9	70.3	67.1	65.2
Avg. Dist. to Rail [m]	4.4	1.2	2.8	2.8	1.8
Avg. Stride Freq. [Hz]	2.3	2.5	2.5	2.4	2.4
Avg. Stride Length [m]	6.8	7.9	7.6	7.5	7.3



- [ ] Ranking at each section and finish
- .-.- No data available at this section
- NA No data available



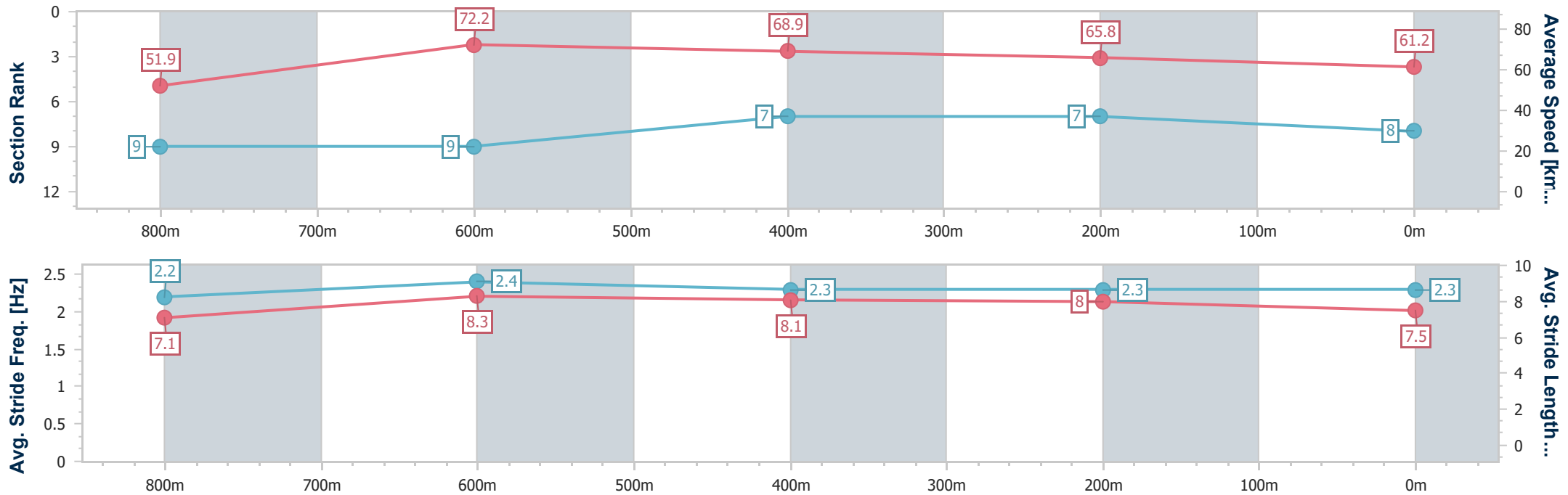
Horse/Jockey Name	Harvesta
Final Rank	8
Fastest Section Time (Section)	0:10.03 (800m)
Top Speed [km/h] (Section)	73.0 (800m)
Race State	Finished



Townsville QLD Professional  
 Race 4: LADBROKES YARD COMMENTS RATINGS BAND 0 - 60  
 Handicap - 1000m  
 04 April 2024 - 14:28  
 Track Rating: Soft 5, Weather: Fine, Rail Position: +4m 1000m-W.P;  
 +0.5 Remainder



Section	Overall	800m	600m	400m	200m
Section Times	0:56.98 [8] (0:13.89)	0:43.09 [9] (0:10.03)	0:33.06 [9] (0:10.37)	0:22.69 [7] (0:10.93)	0:11.76 [7] (0:11.76)
Average Speed [km/h]	51.9	72.2	68.9	65.8	61.2
Top Speed [km/h]	72.4	73.0	70.8	67.1	64.1
Avg. Dist. to Rail [m]	4.3	1.6	1.3	1.4	3.5
Avg. Stride Freq. [Hz]	2.2	2.4	2.3	2.3	2.3
Avg. Stride Length [m]	7.1	8.3	8.1	8.0	7.5



- [ ] Ranking at each section and finish
- .-.- No data available at this section
- NA No data available



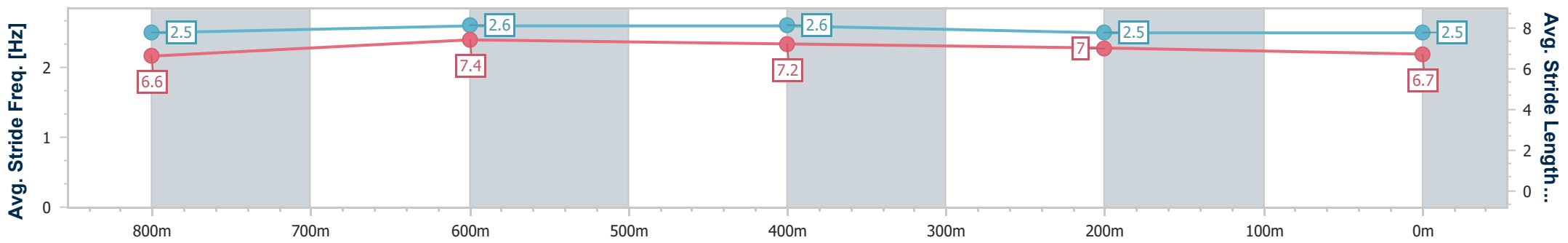
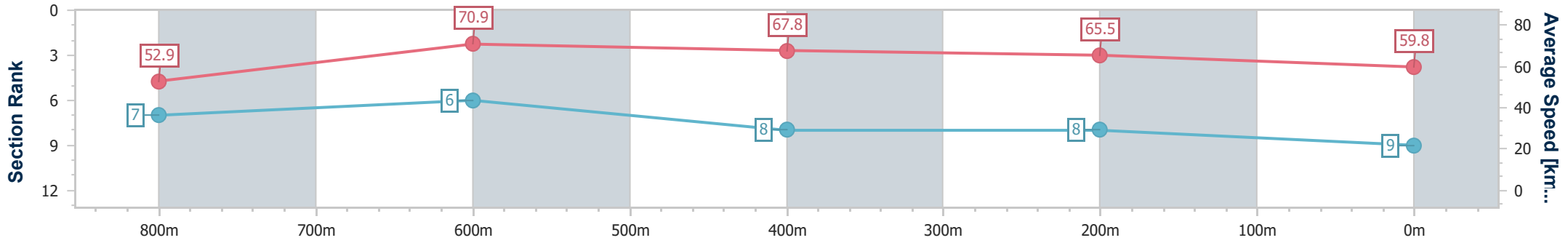
Horse/Jockey Name	Madonnacan'tsing
Final Rank	9
Fastest Section Time (Section)	0:10.18 (800m)
Top Speed [km/h] (Section)	72.1 (800m)
Race State	Finished



Townsville QLD Professional  
 Race 4: LADBROKES YARD COMMENTS RATINGS BAND 0 - 60  
 Handicap - 1000m  
 04 April 2024 - 14:28  
 Track Rating: Soft 5, Weather: Fine, Rail Position: +4m 1000m-W.P;  
 +0.5 Remainder



Section	Overall	800m	600m	400m	200m
Section Times	0:57.33 [9] (0:13.62)	0:43.71 [7] (0:10.18)	0:33.53 [6] (0:10.52)	0:23.01 [8] (0:10.97)	0:12.04 [8] (0:12.04)
Average Speed [km/h]	52.9	70.9	67.8	65.5	59.8
Top Speed [km/h]	70.2	72.1	71.4	68.0	63.3
Avg. Dist. to Rail [m]	3.5	1.4	1.8	2.0	2.6
Avg. Stride Freq. [Hz]	2.5	2.6	2.6	2.5	2.5
Avg. Stride Length [m]	6.6	7.4	7.2	7.0	6.7



- [ ] Ranking at each section and finish
- .-.- No data available at this section
- NA No data available



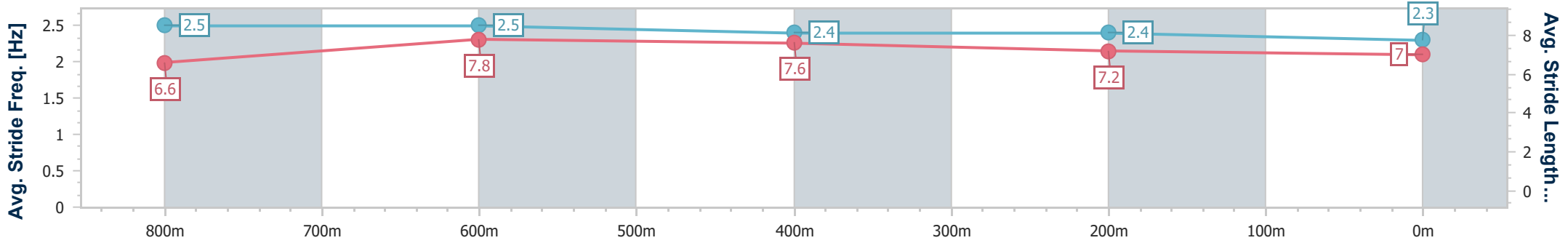
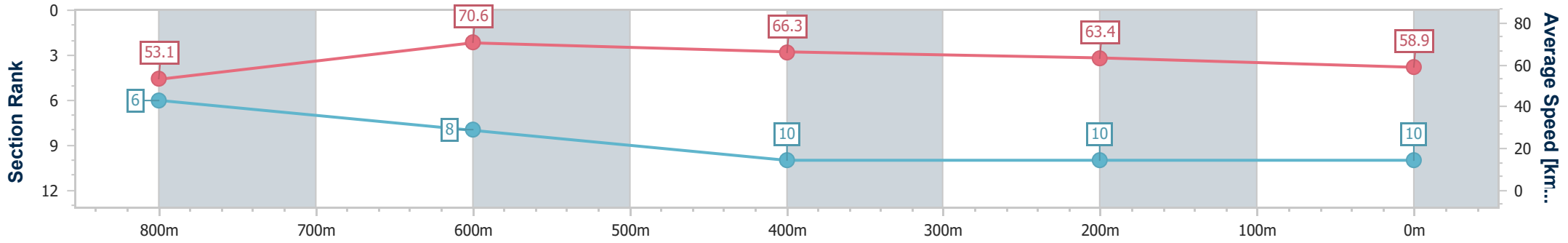
Horse/Jockey Name	Miss Helmut
Final Rank	10
Fastest Section Time (Section)	0:10.25 (800m)
Top Speed [km/h] (Section)	71.2 (800m)
Race State	Finished



Townsville QLD Professional  
 Race 4: LADBROKES YARD COMMENTS RATINGS BAND 0 - 60  
 Handicap - 1000m  
 04 April 2024 - 14:28  
 Track Rating: Soft 5, Weather: Fine, Rail Position: +4m 1000m-W.P;  
 +0.5 Remainder



Section	Overall	800m	600m	400m	200m
Section Times	0:58.28 [10] (0:13.60)	0:44.68 [6] (0:10.25)	0:34.43 [8] (0:10.79)	0:23.64 [10] (0:11.36)	0:12.28 [10] (0:12.28)
Average Speed [km/h]	53.1	70.6	66.3	63.4	58.9
Top Speed [km/h]	70.6	71.2	68.2	67.2	61.9
Avg. Dist. to Rail [m]	4.0	2.0	1.1	2.2	6.6
Avg. Stride Freq. [Hz]	2.5	2.5	2.4	2.4	2.3
Avg. Stride Length [m]	6.6	7.8	7.6	7.2	7.0



- [ ] Ranking at each section and finish
- .-.- No data available at this section
- NA No data available



# Townsville QLD Professional

## Race 5: LADBROKE IT! OPEN Handicap - 1200m

04 April 2024 - 15:04



Track Rating: Soft 5, Weather: Fine, Rail Position: +4m 1000m-W.P; +0.5m Remainder

Section		Overall	1000m	800m	600m	400m	200m	Last 600m					
Field Times		1:08.49 (0:12.43)	0:56.06 (0:11.36)	0:44.70 (0:11.17)	0:33.53 (0:10.95)	0:22.58 (0:10.86)	0:11.72 (0:11.72)	0:00.00					
Rank	TAB Horse/Jockey	Barrier	Top Speed [km/h]	Fastest Section	Margin	Margin	Margin	Margin	Distance Travelled [m]				
1	4 HURTLE Lacey Morrison	4	69.1	0:10.72 Overall 400m	1:08.49 [1] (0:12.93)	0:55.56 [3] (0:11.20)	0:44.36 [2] (0:11.00)	0:33.36 [2] (0:10.96)	0:22.40 [2] (0:10.72)	0:11.68 [2] (0:11.68)	1:08.49	0:33.36	
2	6 CAPTAIN BOND Jackson Murphy	6	67.5	0:10.86 600m 400m	1:08.64 [2] (0:12.43)	0:56.21 [1] (0:11.36)	0:44.85 [1] (0:11.17)	0:33.68 [1] (0:10.95)	0:22.73 [1] (0:10.86)	0:11.87 [1] (0:11.87)	0.86L	0:33.68	-9
3	5 FAMILY STAR Adam Sewell	5	68.2	0:10.72 600m 400m	1:08.92 [3] (0:12.77)	0:56.15 [2] (0:11.49)	0:44.66 [3] (0:11.15)	0:33.51 [3] (0:10.96)	0:22.55 [3] (0:10.72)	0:11.83 [3] (0:11.83)	2.53L	0:33.51	+4
4	3 GO GETABOY Adrian Layt	3	68.6	0:10.84 600m 400m	1:09.18 [4] (0:13.03)	0:56.15 [5] (0:11.34)	0:44.81 [4] (0:11.21)	0:33.60 [4] (0:11.05)	0:22.55 [4] (0:10.84)	0:11.71 [4] (0:11.71)	4.05L	0:33.60	+3
5	2 ACROBATIC Ashley Butler	2	67.5	0:10.90 800m 400m	1:09.42 [5] (0:12.98)	0:56.44 [4] (0:11.44)	0:45.00 [5] (0:11.24)	0:33.76 [5] (0:11.12)	0:22.64 [5] (0:10.90)	0:11.74 [5] (0:11.74)	5.44L	0:33.76	+7
6	7 MISSILE THUNDER Luke Tarrant	7	Data was not able to be tracked for this horse		-:--:-	-:--:-	-:--:-	-:--:-	-:--:-	-:--:-	9.3L	-:--:-	-:--:-

Scratched: Castile (#8), Yes Dream (#1)

[ ] Ranking at each section and finish  
 -:--:- No data available at this section  
 NA No data available

SCN Saddle cloth number  
 DNF Did not finish  
 DNT Did not track



Horse/Jockey Name	Hurtle
Final Rank	1
Fastest Section Time (Section)	0:10.72 (400m)
Top Speed [km/h] (Section)	69.1 (Overall)
Race State	Finished

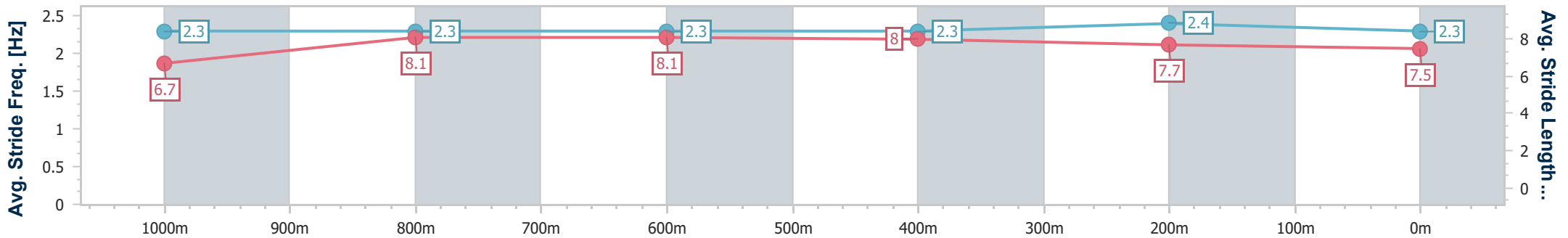
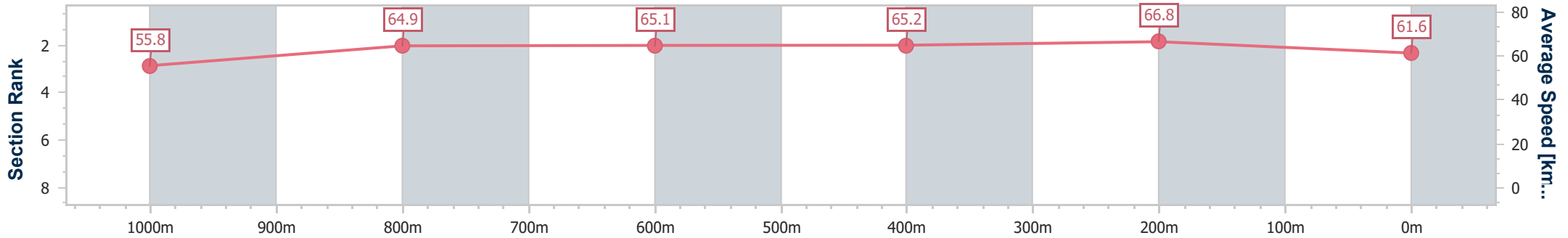


Townsville QLD Professional  
Race 5: LADBROKE IT! OPEN Handicap - 1200m



04 April 2024 - 15:04  
Track Rating: Soft 5, Weather: Fine, Rail Position: +4m 1000m-W.P;  
+0.5m Remainder

Section	Overall	1000m	800m	600m	400m	200m
Section Times	1:08.49 [1] (0:12.93)	0:55.56 [3] (0:11.20)	0:44.36 [2] (0:11.00)	0:33.36 [2] (0:10.96)	0:22.40 [2] (0:10.72)	0:11.68 [2] (0:11.68)
Average Speed [km/h]	55.8	64.9	65.1	65.2	66.8	61.6
Top Speed [km/h]	69.1	67.6	68.0	68.2	68.1	65.5
Avg. Dist. to Rail [m]	8.4	1.8	1.4	1.7	0.7	1.7
Avg. Stride Freq. [Hz]	2.3	2.3	2.3	2.3	2.4	2.3
Avg. Stride Length [m]	6.7	8.1	8.1	8.0	7.7	7.5



- [ ] Ranking at each section and finish
- .-.- No data available at this section
- NA No data available





Horse/Jockey Name	Captain Bond
Final Rank	2
Fastest Section Time (Section)	0:10.86 (400m)
Top Speed [km/h] (Section)	67.5 (600m)
Race State	Finished

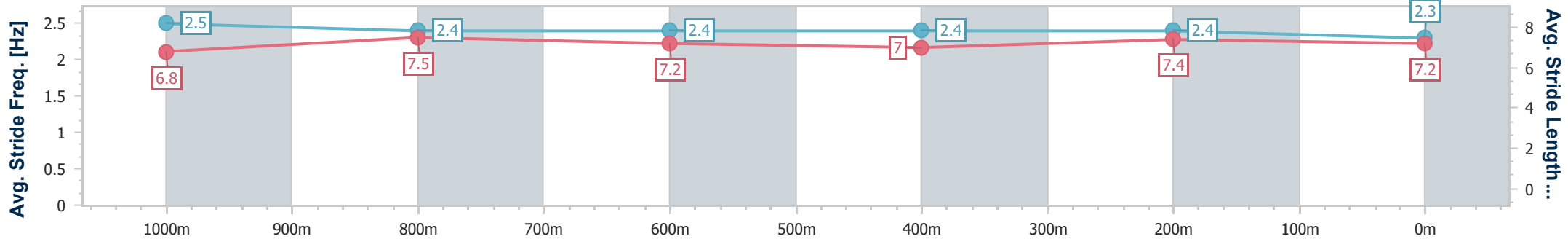
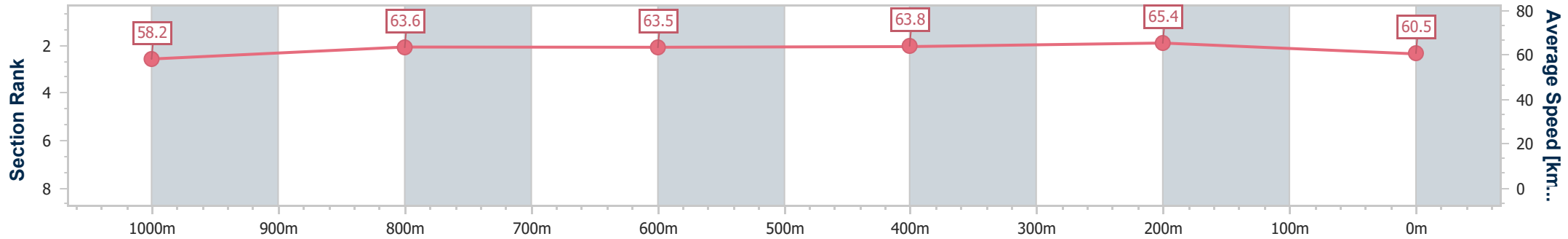


Townsville QLD Professional  
Race 5: LADBROKE IT! OPEN Handicap - 1200m



04 April 2024 - 15:04  
Track Rating: Soft 5, Weather: Fine, Rail Position: +4m 1000m-W.P;  
+0.5m Remainder

Section	Overall	1000m	800m	600m	400m	200m
Section Times	1:08.64 [2] (0:12.43)	0:56.21 [1] (0:11.36)	0:44.85 [1] (0:11.17)	0:33.68 [1] (0:10.95)	0:22.73 [1] (0:10.86)	0:11.87 [1] (0:11.87)
Average Speed [km/h]	58.2	63.6	63.5	63.8	65.4	60.5
Top Speed [km/h]	65.8	66.2	65.8	67.5	65.7	64.2
Avg. Dist. to Rail [m]	5.3	1.3	2.8	5.9	6.8	6.0
Avg. Stride Freq. [Hz]	2.5	2.4	2.4	2.4	2.4	2.3
Avg. Stride Length [m]	6.8	7.5	7.2	7.0	7.4	7.2



- [ ] Ranking at each section and finish
- .-.- No data available at this section
- NA No data available



Horse/Jockey Name	Family Star
Final Rank	3
Fastest Section Time (Section)	0:10.72 (400m)
Top Speed [km/h] (Section)	68.2 (600m)
Race State	Finished

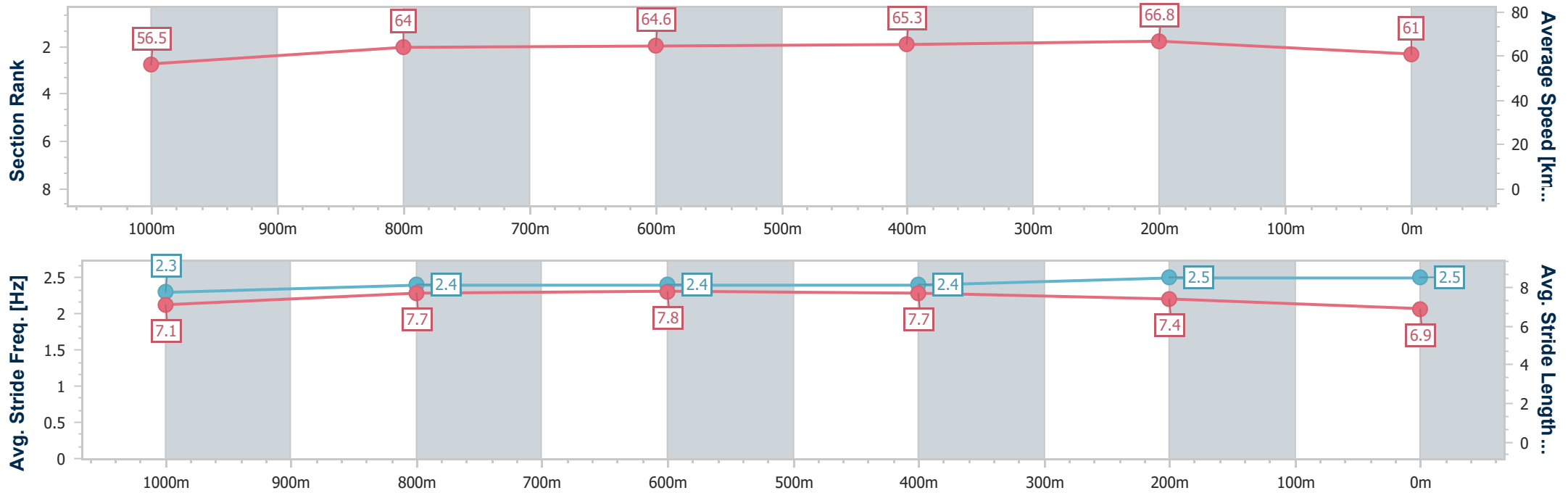


Townsville QLD Professional  
Race 5: LADBROKE IT! OPEN Handicap - 1200m



04 April 2024 - 15:04  
Track Rating: Soft 5, Weather: Fine, Rail Position: +4m 1000m-W.P;  
+0.5m Remainder

Section	Overall	1000m	800m	600m	400m	200m
Section Times	1:08.92 [3] (0:12.77)	0:56.15 [2] (0:11.49)	0:44.66 [3] (0:11.15)	0:33.51 [3] (0:10.96)	0:22.55 [3] (0:10.72)	0:11.83 [3] (0:11.83)
Average Speed [km/h]	56.5	64.0	64.6	65.3	66.8	61.0
Top Speed [km/h]	66.9	66.9	67.8	68.2	67.4	65.4
Avg. Dist. to Rail [m]	7.3	3.9	0.8	1.6	1.0	2.9
Avg. Stride Freq. [Hz]	2.3	2.4	2.4	2.4	2.5	2.5
Avg. Stride Length [m]	7.1	7.7	7.8	7.7	7.4	6.9



- [ ] Ranking at each section and finish
- .-.- No data available at this section
- NA No data available



Horse/Jockey Name	Go Getaboy
Final Rank	4
Fastest Section Time (Section)	0:10.84 (400m)
Top Speed [km/h] (Section)	68.6 (600m)
Race State	Finished

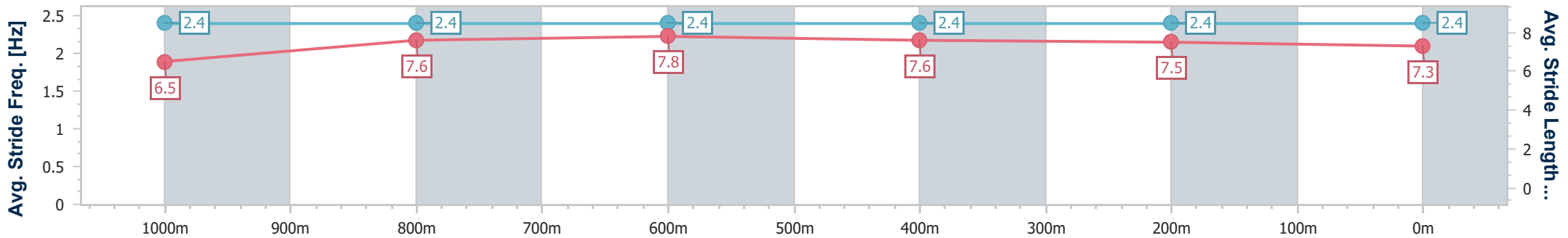
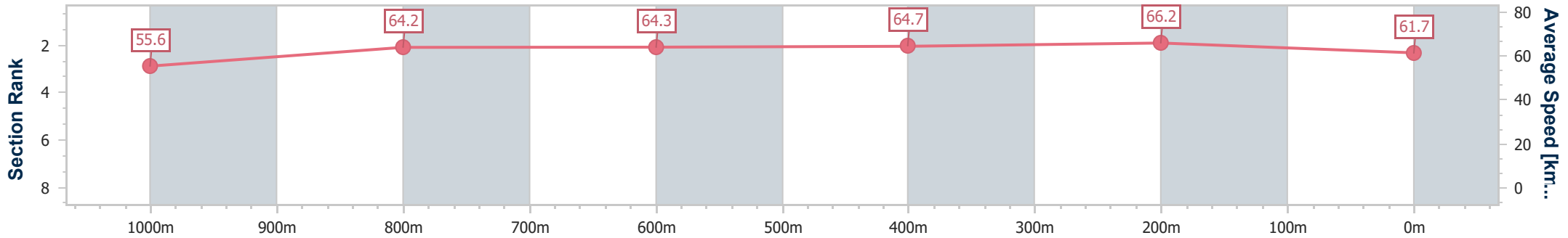


Townsville QLD Professional  
Race 5: LADBROKE IT! OPEN Handicap - 1200m



04 April 2024 - 15:04  
Track Rating: Soft 5, Weather: Fine, Rail Position: +4m 1000m-W.P;  
+0.5m Remainder

Section	Overall	1000m	800m	600m	400m	200m
Section Times	1:09.18 [4] (0:13.03)	0:56.15 [5] (0:11.34)	0:44.81 [4] (0:11.21)	0:33.60 [4] (0:11.05)	0:22.55 [4] (0:10.84)	0:11.71 [4] (0:11.71)
Average Speed [km/h]	55.6	64.2	64.3	64.7	66.2	61.7
Top Speed [km/h]	68.0	68.1	67.4	68.6	67.0	64.9
Avg. Dist. to Rail [m]	8.3	2.9	0.7	1.1	1.2	3.1
Avg. Stride Freq. [Hz]	2.4	2.4	2.4	2.4	2.4	2.4
Avg. Stride Length [m]	6.5	7.6	7.8	7.6	7.5	7.3



- [ ] Ranking at each section and finish
- :-:- No data available at this section
- NA No data available



Horse/Jockey Name	Acrobatic
Final Rank	5
Fastest Section Time (Section)	0:10.90 (400m)
Top Speed [km/h] (Section)	67.5 (800m)
Race State	Finished

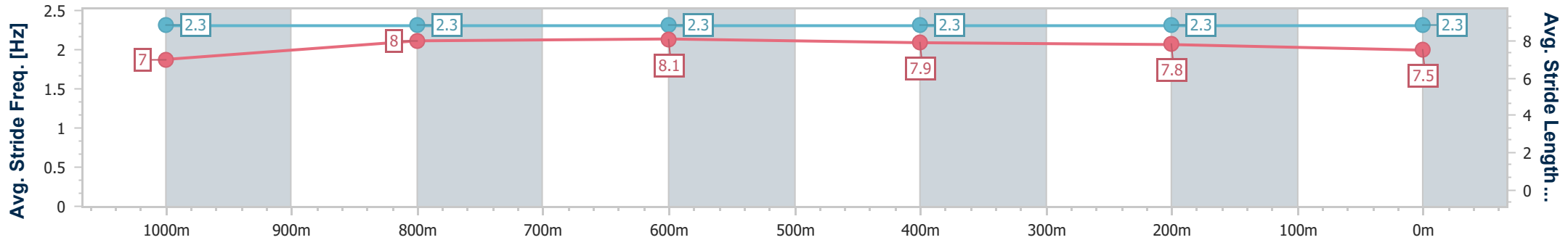
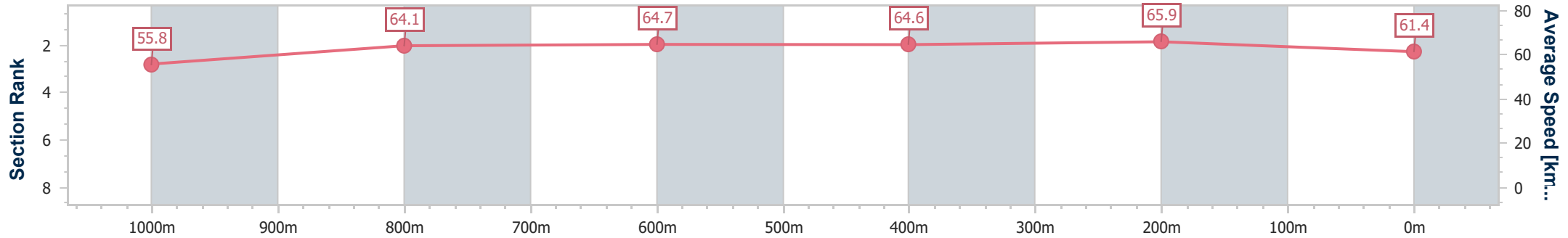


Townsville QLD Professional  
Race 5: LADBROKE IT! OPEN Handicap - 1200m



04 April 2024 - 15:04  
Track Rating: Soft 5, Weather: Fine, Rail Position: +4m 1000m-W.P;  
+0.5m Remainder

Section	Overall	1000m	800m	600m	400m	200m
Section Times	1:09.42 [5] (0:12.98)	0:56.44 [4] (0:11.44)	0:45.00 [5] (0:11.24)	0:33.76 [5] (0:11.12)	0:22.64 [5] (0:10.90)	0:11.74 [5] (0:11.74)
Average Speed [km/h]	55.8	64.1	64.7	64.6	65.9	61.4
Top Speed [km/h]	65.7	67.2	67.5	67.2	66.2	65.3
Avg. Dist. to Rail [m]	9.2	4.6	1.2	0.7	1.1	4.0
Avg. Stride Freq. [Hz]	2.3	2.3	2.3	2.3	2.3	2.3
Avg. Stride Length [m]	7.0	8.0	8.1	7.9	7.8	7.5



- [ ] Ranking at each section and finish
- .-.- No data available at this section
- NA No data available



Horse/Jockey Name	Missile Thunder
Final Rank	6
Fastest Section Time (Section)	-:--:--
Top Speed [km/h] (Section)	--.-
Race State	DidNotTrack



**Townsville QLD Professional**  
**Race 5: LADBROKE IT! OPEN Handicap - 1200m**  
**04 April 2024 - 15:04**  
**Track Rating: Soft 5, Weather: Fine, Rail Position: +4m 1000m-W.P;**  
**+0.5m Remainder**



Section	Overall	1000m	800m	600m	400m	200m							
Section Times	-:--:--	-:--:--	-:--:--	-:--:--	-:--:--	-:--:--							
Average Speed [km/h]	--.-	--.-	--.-	--.-	--.-	--.-							
Top Speed [km/h]	--.-	--.-	--.-	--.-	--.-	--.-							
Avg. Dist. to Rail [m]	--	--	--	--	--	--							
Avg. Stride Freq. [Hz]	--.-	--.-	--.-	--.-	--.-	--.-							
Avg. Stride Length [m]	--.-	--.-	--.-	--.-	--.-	--.-							

- [ ] Ranking at each section and finish
- :--:-- No data available at this section
- NA No data available



# Townsville QLD Professional

## Race 6: LADBROKES BET TICKER QTIS Three-Year-Old Handicap - 1000m



04 April 2024 - 15:39

Track Rating: Soft 5, Weather: Fine, Rail Position: +4m 1000m-W.P; +0.5 Remainder

Section		Overall	800m	600m	400m	200m	Last 600m					
Field Times		0:56.40 (0:12.99)	0:43.41 (0:10.09)	0:33.32 (0:10.68)	0:22.64 (0:11.11)	0:11.53 (0:11.53)	0:33.32					
Rank	TAB Horse/Jockey	Barrier	Top Speed [km/h]	Fastest Section	Margin					Distance Travelled [m]		
1	10 SWEET KISSES Jackson Murphy	10	73.5 Overall	0:10.17 800m	0:56.40 [1] (0:13.51)	0:42.89 [8] (0:10.17)	0:32.72 [8] (0:10.70)	0:22.02 [9] (0:10.84)	0:11.18 [9] (0:11.18)	0:56.40	0:32.72	
2	9 CATALINA DREAMING Isabella Teh	9	72.5 Overall	0:10.28 800m	0:56.47 [2] (0:13.29)	0:43.18 [6] (0:10.28)	0:32.90 [7] (0:10.59)	0:22.31 [7] (0:10.87)	0:11.44 [5] (0:11.44)	0.41L	0:32.90	+7
3	6 CRAICARO Chris Whiteley	6	73.2 800m	0:10.10 800m	0:56.54 [3] (0:13.69)	0:42.85 [9] (0:10.10)	0:32.75 [9] (0:10.52)	0:22.23 [8] (0:10.83)	0:11.40 [8] (0:11.40)	0.8L	0:32.75	-2
4	1 BEAU RAIN Nathan Thomas	1	73.5 800m	0:10.07 800m	0:56.59 [4] (0:13.46)	0:43.13 [7] (0:10.07)	0:33.06 [5] (0:10.62)	0:22.44 [6] (0:10.88)	0:11.56 [4] (0:11.56)	1.14L	0:33.06	+1
5	2 NAZORIAN Jenna Edwards	2	72.3 800m	0:10.21 800m	0:56.70 [5] (0:13.07)	0:43.63 [3] (0:10.21)	0:33.42 [3] (0:10.62)	0:22.80 [3] (0:11.03)	0:11.77 [2] (0:11.77)	1.77L	0:33.42	-5
6	3 MISHANI MYSTIQUE Adrian Layt	3	73.0 800m	0:10.16 800m	0:56.85 [6] (0:12.99)	0:43.86 [1] (0:10.16)	0:33.70 [2] (0:10.65)	0:23.05 [2] (0:11.07)	0:11.98 [1] (0:11.98)	2.65L	0:33.70	-3
7	7 HE'S ALL POWER Lacey Morrison	7	72.2 800m	0:10.29 800m	0:56.92 [7] (0:13.25)	0:43.67 [5] (0:10.29)	0:33.38 [6] (0:10.54)	0:22.84 [5] (0:11.02)	0:11.82 [6] (0:11.82)	3.06L	0:33.38	-3
8	11 WIN AND TONIC Kirk Matheson	11	73.8 800m	0:10.09 800m	0:57.08 [8] (0:12.99)	0:44.09 [2] (0:10.09)	0:34.00 [1] (0:10.68)	0:23.32 [1] (0:11.24)	0:12.08 [3] (0:12.08)	4L	0:34.00	-2
9	4 ELIE JOE Denicious Smith	4	72.9 800m	0:10.18 800m	0:57.25 [9] (0:13.22)	0:44.03 [4] (0:10.18)	0:33.85 [4] (0:10.63)	0:23.22 [4] (0:11.10)	0:12.12 [7] (0:12.12)	5.01L	0:33.85	-5
10	12 DISCO ANNIE Luke Tarrant	12	73.4 800m	0:09.97 800m	0:57.47 [10] (0:14.03)	0:43.44 [10] (0:09.97)	0:33.47 [10] (0:10.55)	0:22.92 [10] (0:10.86)	0:12.06 [10] (0:12.06)	6.31L	0:33.47	-2

Scratched: Grovers Prediction (#13), Floral Code (#5), Yellowstone Beth (#8)

Report Created: Thu 4 April 2024 16:06 GMT+10 (Note: Timing is based on position data)

Page 1/11

[ ] Ranking at each section and finish  
 -:-:- No data available at this section  
 NA No data available  
 SCN Saddle cloth number  
 DNF Did not finish  
 DNT Did not track

data processed by TRIPLESDATA



Horse/Jockey Name	Sweet Kisses
Final Rank	1
Fastest Section Time (Section)	0:10.17 (800m)
Top Speed [km/h] (Section)	73.5 (Overall)
Race State	Finished



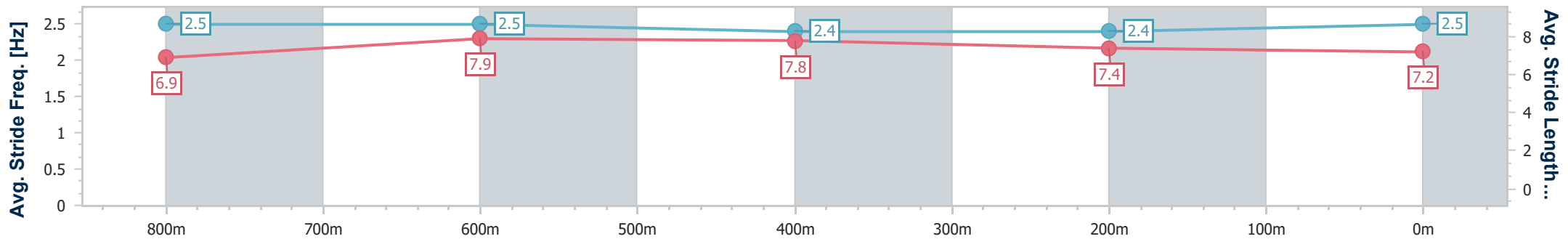
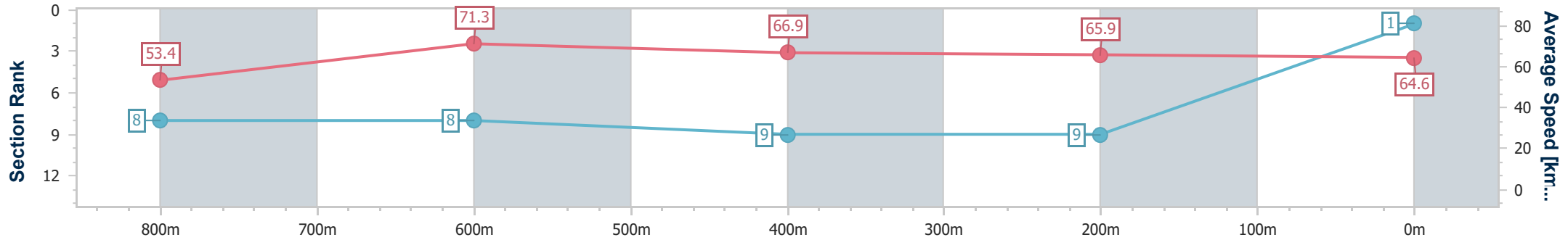
Townsville QLD Professional  
Race 6: LADBROKES BET TICKER QTIS Three-Year-Old Handicap - 1000m

04 April 2024 - 15:39

Track Rating: Soft 5, Weather: Fine, Rail Position: +4m 1000m-W.P; +0.5 Remainder



Section	Overall	800m	600m	400m	200m
Section Times	0:56.40 [1] (0:13.51)	0:42.89 [8] (0:10.17)	0:32.72 [8] (0:10.70)	0:22.02 [9] (0:10.84)	0:11.18 [9] (0:11.18)
Average Speed [km/h]	53.4	71.3	66.9	65.9	64.6
Top Speed [km/h]	73.5	73.3	69.2	67.5	66.5
Avg. Dist. to Rail [m]	5.7	1.7	1.4	2.7	6.6
Avg. Stride Freq. [Hz]	2.5	2.5	2.4	2.4	2.5
Avg. Stride Length [m]	6.9	7.9	7.8	7.4	7.2



- [ ] Ranking at each section and finish
- .-.- No data available at this section
- NA No data available



Horse/Jockey Name	Catalina Dreaming
Final Rank	2
Fastest Section Time (Section)	0:10.28 (800m)
Top Speed [km/h] (Section)	72.5 (Overall)
Race State	Finished



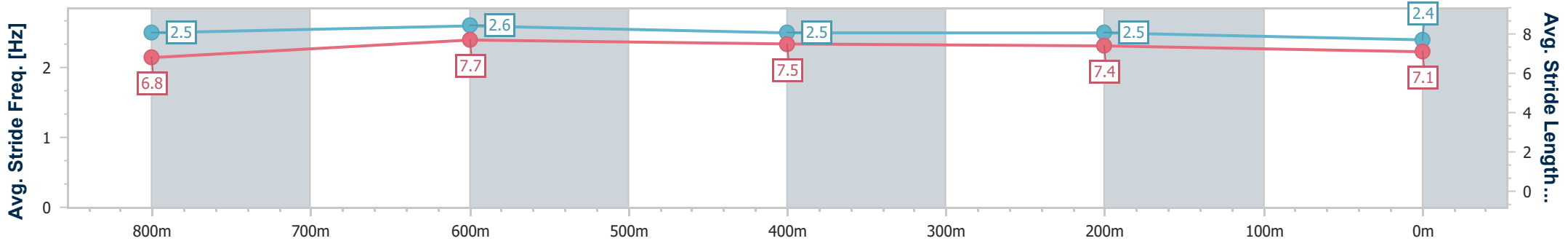
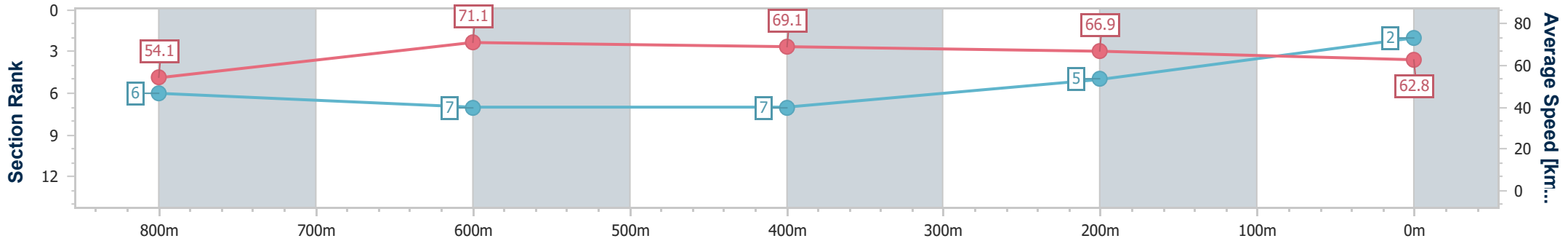
Townsville QLD Professional  
Race 6: LADBROKES BET TICKER QTIS Three-Year-Old Handicap - 1000m

04 April 2024 - 15:39

Track Rating: Soft 5, Weather: Fine, Rail Position: +4m 1000m-W.P; +0.5 Remainder



Section	Overall	800m	600m	400m	200m
Section Times	0:56.47 [2] (0:13.29)	0:43.18 [6] (0:10.28)	0:32.90 [7] (0:10.59)	0:22.31 [7] (0:10.87)	0:11.44 [5] (0:11.44)
Average Speed [km/h]	54.1	71.1	69.1	66.9	62.8
Top Speed [km/h]	72.5	72.1	69.8	67.6	65.6
Avg. Dist. to Rail [m]	4.8	3.6	3.5	4.3	5.6
Avg. Stride Freq. [Hz]	2.5	2.6	2.5	2.5	2.4
Avg. Stride Length [m]	6.8	7.7	7.5	7.4	7.1



- [ ] Ranking at each section and finish
- .-.- No data available at this section
- NA No data available





Horse/Jockey Name	Craicaro
Final Rank	3
Fastest Section Time (Section)	0:10.10 (800m)
Top Speed [km/h] (Section)	73.2 (800m)
Race State	Finished



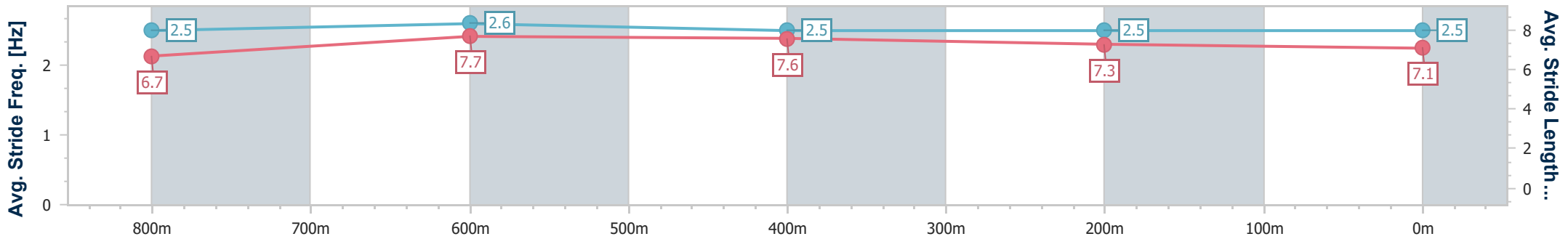
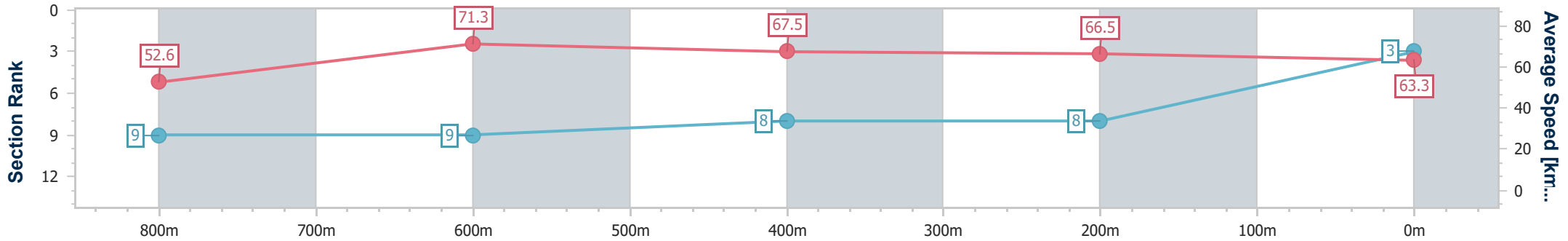
Townsville QLD Professional  
Race 6: LADBROKES BET TICKER QTIS Three-Year-Old Handicap - 1000m

04 April 2024 - 15:39

Track Rating: Soft 5, Weather: Fine, Rail Position: +4m 1000m-W.P; +0.5 Remainder



Section	Overall	800m	600m	400m	200m
Section Times	0:56.54 [3] (0:13.69)	0:42.85 [9] (0:10.10)	0:32.75 [9] (0:10.52)	0:22.23 [8] (0:10.83)	0:11.40 [8] (0:11.40)
Average Speed [km/h]	52.6	71.3	67.5	66.5	63.3
Top Speed [km/h]	73.2	73.2	69.6	67.2	65.6
Avg. Dist. to Rail [m]	3.1	1.4	2.4	2.5	5.5
Avg. Stride Freq. [Hz]	2.5	2.6	2.5	2.5	2.5
Avg. Stride Length [m]	6.7	7.7	7.6	7.3	7.1



- [ ] Ranking at each section and finish
- .-.- No data available at this section
- NA No data available



Horse/Jockey Name	Beau Rain
Final Rank	4
Fastest Section Time (Section)	0:10.07 (800m)
Top Speed [km/h] (Section)	73.5 (800m)
Race State	Finished



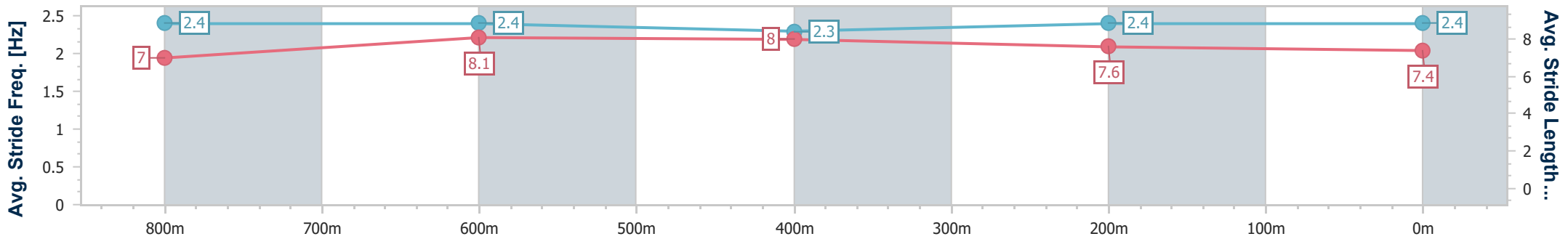
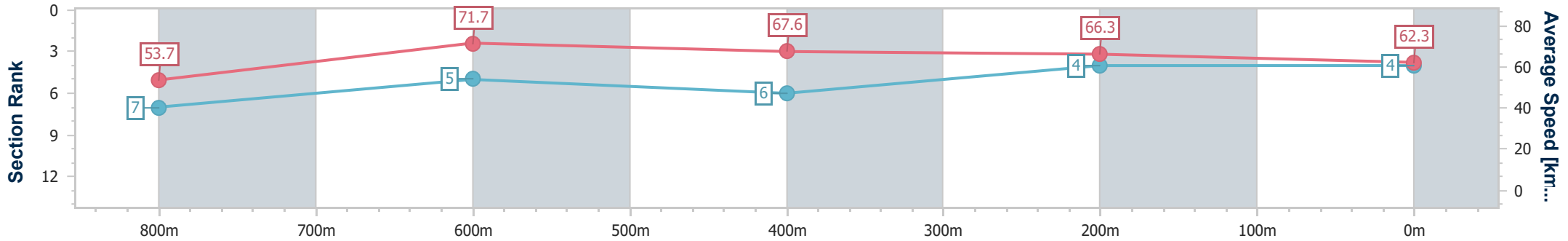
Townsville QLD Professional  
Race 6: LADBROKES BET TICKER QTIS Three-Year-Old Handicap - 1000m

04 April 2024 - 15:39

Track Rating: Soft 5, Weather: Fine, Rail Position: +4m 1000m-W.P; +0.5 Remainder



Section	Overall	800m	600m	400m	200m
Section Times	0:56.59 [4] (0:13.46)	0:43.13 [7] (0:10.07)	0:33.06 [5] (0:10.62)	0:22.44 [6] (0:10.88)	0:11.56 [4] (0:11.56)
Average Speed [km/h]	53.7	71.7	67.6	66.3	62.3
Top Speed [km/h]	72.7	73.5	69.0	67.3	65.0
Avg. Dist. to Rail [m]	3.7	1.4	0.5	2.1	3.7
Avg. Stride Freq. [Hz]	2.4	2.4	2.3	2.4	2.4
Avg. Stride Length [m]	7.0	8.1	8.0	7.6	7.4



- [ ] Ranking at each section and finish
- .-.- No data available at this section
- NA No data available



Horse/Jockey Name	Nazorian
Final Rank	5
Fastest Section Time (Section)	0:10.21 (800m)
Top Speed [km/h] (Section)	72.3 (800m)
Race State	Finished



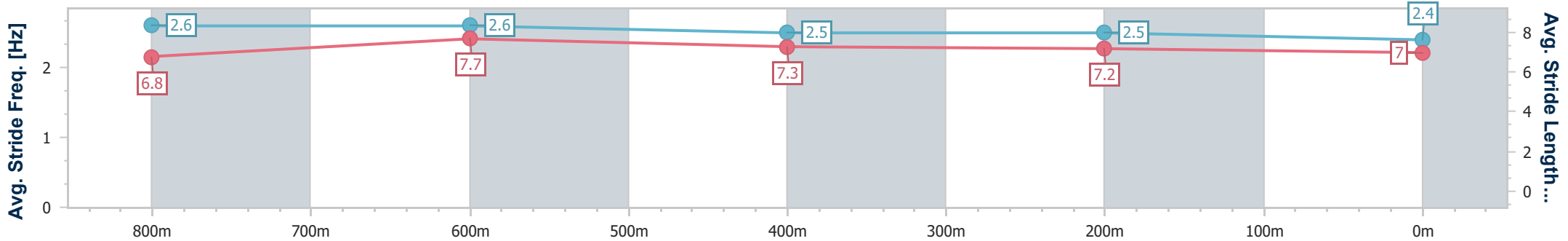
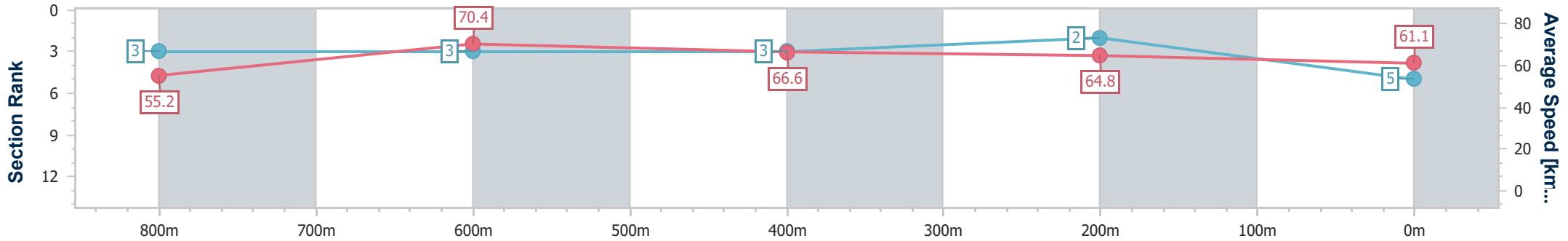
Townsville QLD Professional  
Race 6: LADBROKES BET TICKER QTIS Three-Year-Old Handicap - 1000m

04 April 2024 - 15:39

Track Rating: Soft 5, Weather: Fine, Rail Position: +4m 1000m-W.P; +0.5 Remainder



Section	Overall	800m	600m	400m	200m
Section Times	0:56.70 [5] (0:13.07)	0:43.63 [3] (0:10.21)	0:33.42 [3] (0:10.62)	0:22.80 [3] (0:11.03)	0:11.77 [2] (0:11.77)
Average Speed [km/h]	55.2	70.4	66.6	64.8	61.1
Top Speed [km/h]	72.2	72.3	69.8	65.8	64.0
Avg. Dist. to Rail [m]	2.3	1.6	3.4	3.8	2.2
Avg. Stride Freq. [Hz]	2.6	2.6	2.5	2.5	2.4
Avg. Stride Length [m]	6.8	7.7	7.3	7.2	7.0



- [ ] Ranking at each section and finish
- .-.- No data available at this section
- NA No data available



Horse/Jockey Name	Mishani Mystique
Final Rank	6
Fastest Section Time (Section)	0:10.16 (800m)
Top Speed [km/h] (Section)	73.0 (800m)
Race State	Finished



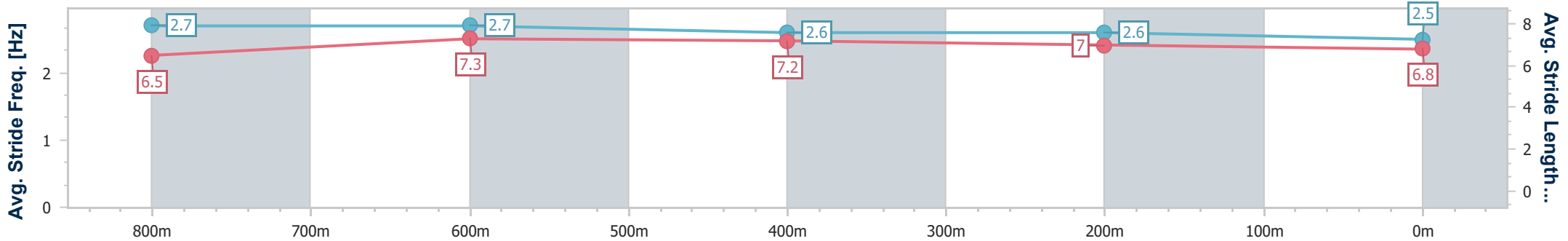
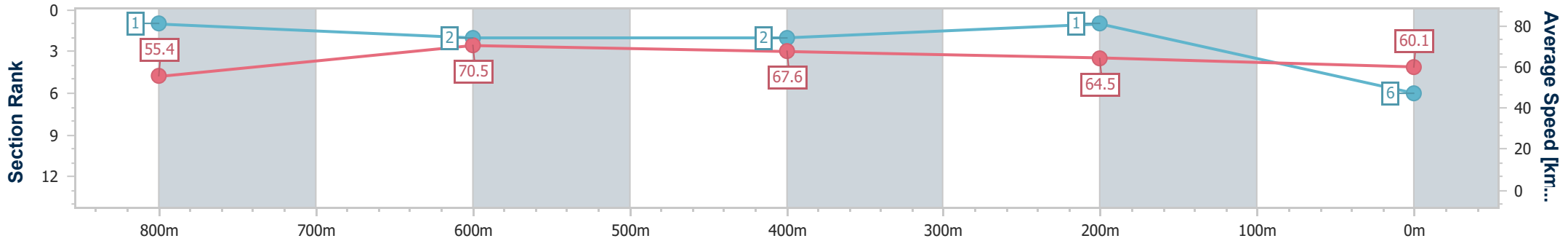
Townsville QLD Professional  
Race 6: LADBROKES BET TICKER QTIS Three-Year-Old Handicap - 1000m

04 April 2024 - 15:39

Track Rating: Soft 5, Weather: Fine, Rail Position: +4m 1000m-W.P; +0.5 Remainder



Section	Overall	800m	600m	400m	200m
Section Times	0:56.85 [6] (0:12.99)	0:43.86 [1] (0:10.16)	0:33.70 [2] (0:10.65)	0:23.05 [2] (0:11.07)	0:11.98 [1] (0:11.98)
Average Speed [km/h]	55.4	70.5	67.6	64.5	60.1
Top Speed [km/h]	72.8	73.0	69.9	66.2	62.7
Avg. Dist. to Rail [m]	1.4	0.5	1.0	2.7	1.6
Avg. Stride Freq. [Hz]	2.7	2.7	2.6	2.6	2.5
Avg. Stride Length [m]	6.5	7.3	7.2	7.0	6.8



- [ ] Ranking at each section and finish
- .-.- No data available at this section
- NA No data available



Horse/Jockey Name	He's All Power
Final Rank	7
Fastest Section Time (Section)	0:10.29 (800m)
Top Speed [km/h] (Section)	72.2 (800m)
Race State	Finished



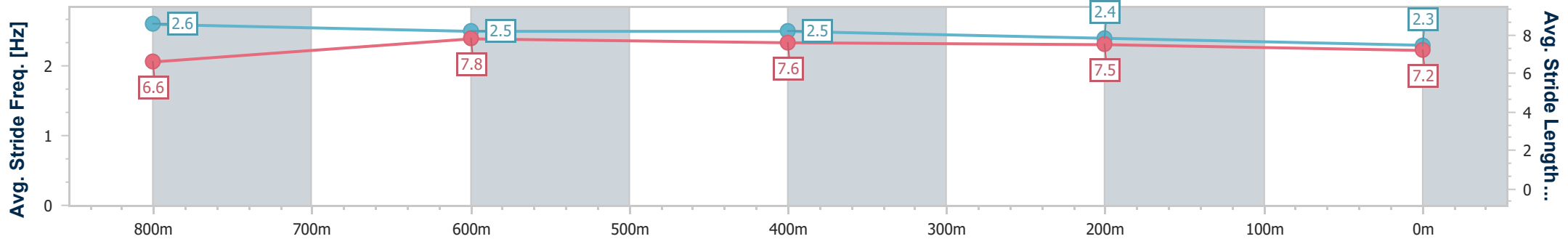
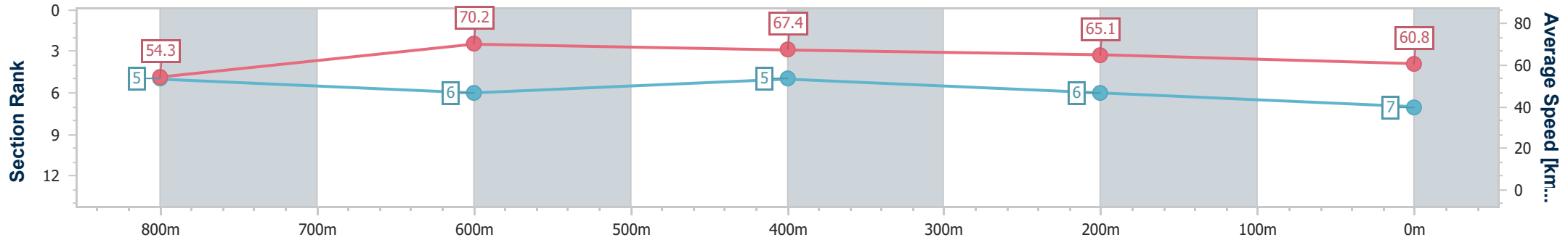
Townsville QLD Professional  
Race 6: LADBROKES BET TICKER QTIS Three-Year-Old Handicap - 1000m

04 April 2024 - 15:39

Track Rating: Soft 5, Weather: Fine, Rail Position: +4m 1000m-W.P; +0.5 Remainder



Section	Overall	800m	600m	400m	200m
Section Times	0:56.92 [7] (0:13.25)	0:43.67 [5] (0:10.29)	0:33.38 [6] (0:10.54)	0:22.84 [5] (0:11.02)	0:11.82 [6] (0:11.82)
Average Speed [km/h]	54.3	70.2	67.4	65.1	60.8
Top Speed [km/h]	72.1	72.2	69.8	66.7	64.2
Avg. Dist. to Rail [m]	3.4	1.1	2.2	1.5	1.1
Avg. Stride Freq. [Hz]	2.6	2.5	2.5	2.4	2.3
Avg. Stride Length [m]	6.6	7.8	7.6	7.5	7.2



- [ ] Ranking at each section and finish
- .-.- No data available at this section
- NA No data available



Horse/Jockey Name	Win And Tonic
Final Rank	8
Fastest Section Time (Section)	0:10.09 (800m)
Top Speed [km/h] (Section)	73.8 (800m)
Race State	Finished



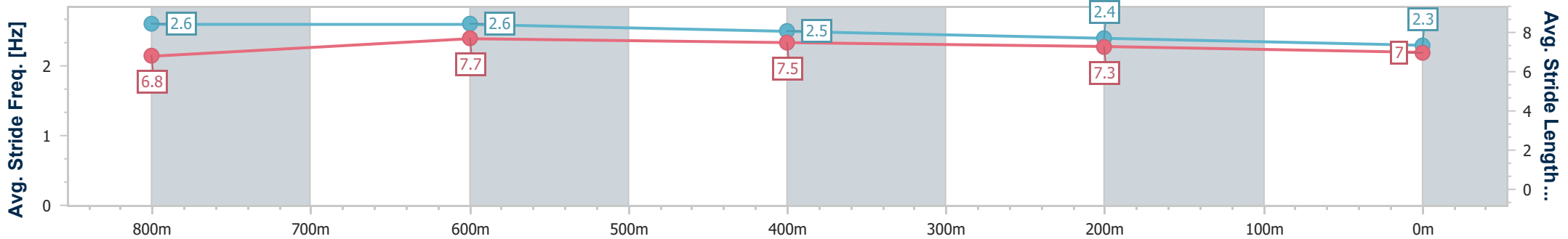
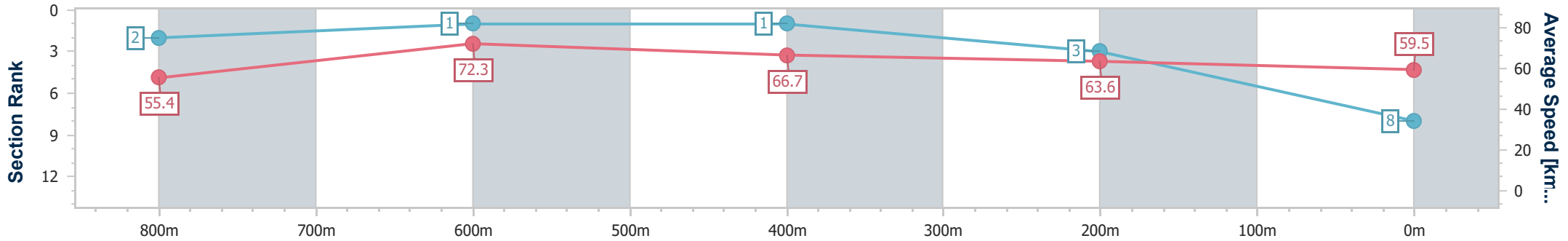
Townsville QLD Professional  
Race 6: LADBROKES BET TICKER QTIS Three-Year-Old Handicap - 1000m

04 April 2024 - 15:39

Track Rating: Soft 5, Weather: Fine, Rail Position: +4m 1000m-W.P; +0.5 Remainder



Section	Overall	800m	600m	400m	200m
Section Times	0:57.08 [8] (0:12.99)	0:44.09 [2] (0:10.09)	0:34.00 [1] (0:10.68)	0:23.32 [1] (0:11.24)	0:12.08 [3] (0:12.08)
Average Speed [km/h]	55.4	72.3	66.7	63.6	59.5
Top Speed [km/h]	73.4	73.8	69.2	65.1	62.4
Avg. Dist. to Rail [m]	6.8	2.7	2.3	3.3	1.6
Avg. Stride Freq. [Hz]	2.6	2.6	2.5	2.4	2.3
Avg. Stride Length [m]	6.8	7.7	7.5	7.3	7.0



- [ ] Ranking at each section and finish
- .-.- No data available at this section
- NA No data available



Horse/Jockey Name	Elie Joe
Final Rank	9
Fastest Section Time (Section)	0:10.18 (800m)
Top Speed [km/h] (Section)	72.9 (800m)
Race State	Finished



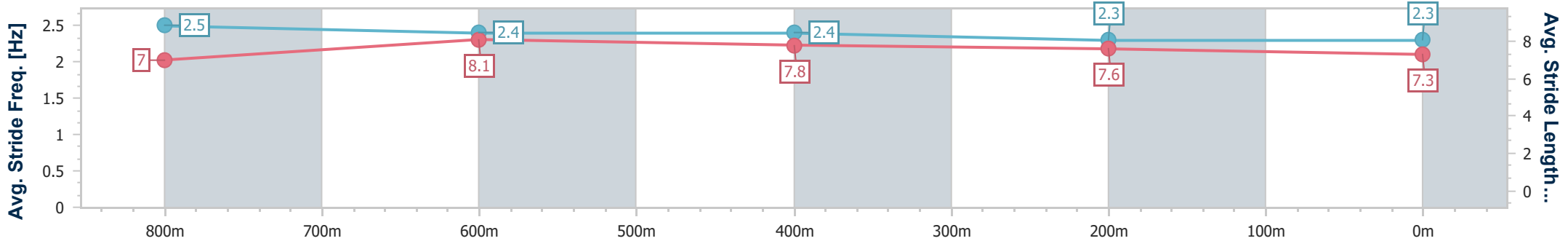
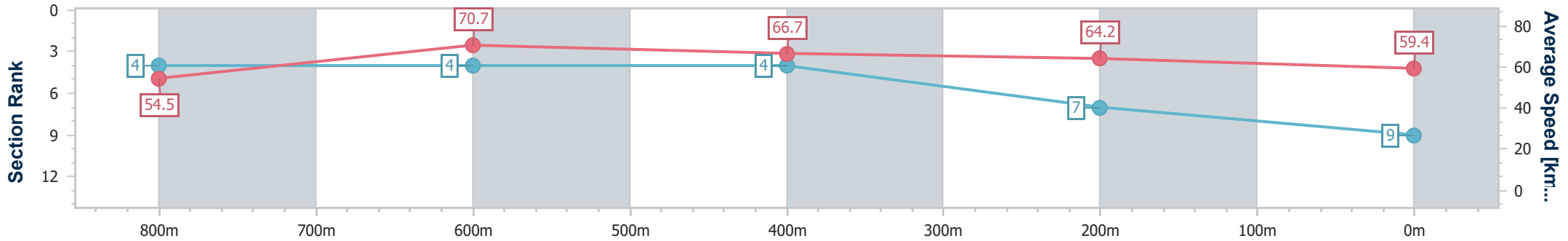
Townsville QLD Professional  
Race 6: LADBROKES BET TICKER QTIS Three-Year-Old Handicap - 1000m

04 April 2024 - 15:39

Track Rating: Soft 5, Weather: Fine, Rail Position: +4m 1000m-W.P; +0.5 Remainder



Section	Overall	800m	600m	400m	200m
Section Times	0:57.25 [9] (0:13.22)	0:44.03 [4] (0:10.18)	0:33.85 [4] (0:10.63)	0:23.22 [4] (0:11.10)	0:12.12 [7] (0:12.12)
Average Speed [km/h]	54.5	70.7	66.7	64.2	59.4
Top Speed [km/h]	72.7	72.9	68.6	65.4	63.1
Avg. Dist. to Rail [m]	1.0	1.2	2.8	3.8	2.7
Avg. Stride Freq. [Hz]	2.5	2.4	2.4	2.3	2.3
Avg. Stride Length [m]	7.0	8.1	7.8	7.6	7.3



- [ ] Ranking at each section and finish
- .-.- No data available at this section
- NA No data available



Horse/Jockey Name	Disco Annie
Final Rank	10
Fastest Section Time (Section)	0:09.97 (800m)
Top Speed [km/h] (Section)	73.4 (800m)
Race State	Finished



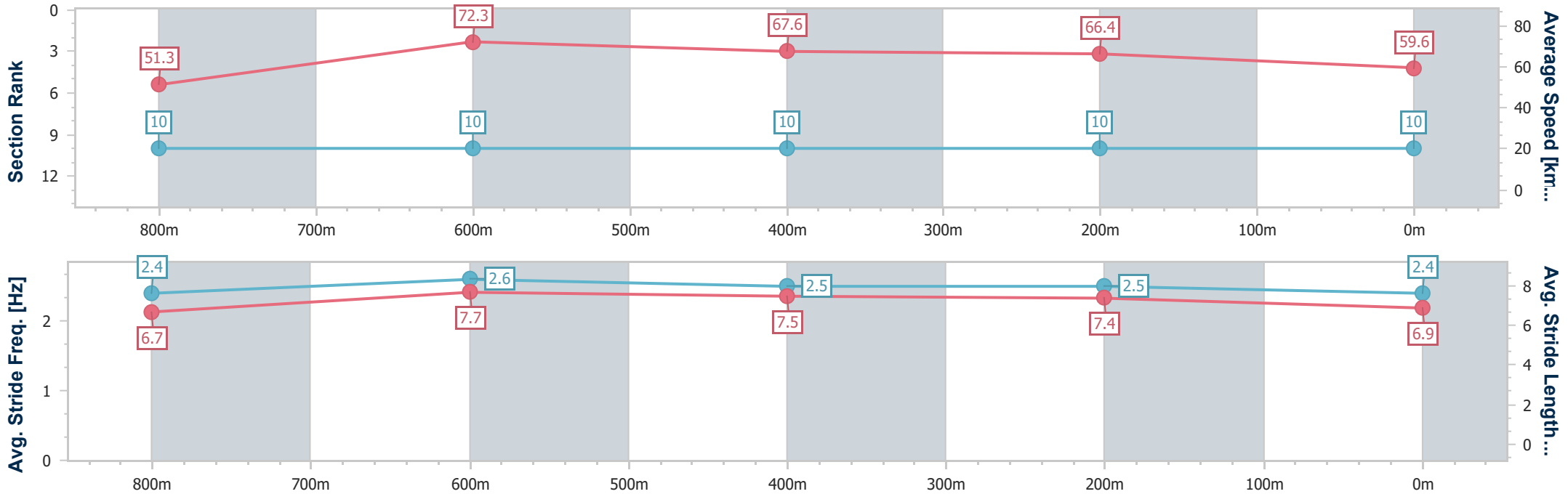
Townsville QLD Professional  
Race 6: LADBROKES BET TICKER QTIS Three-Year-Old Handicap - 1000m

04 April 2024 - 15:39

Track Rating: Soft 5, Weather: Fine, Rail Position: +4m 1000m-W.P; +0.5 Remainder



Section	Overall	800m	600m	400m	200m
Section Times	0:57.47 [10] (0:14.03)	0:43.44 [10] (0:09.97)	0:33.47 [10] (0:10.55)	0:22.92 [10] (0:10.86)	0:12.06 [10] (0:12.06)
Average Speed [km/h]	51.3	72.3	67.6	66.4	59.6
Top Speed [km/h]	71.3	73.4	72.3	67.2	66.1
Avg. Dist. to Rail [m]	3.3	1.3	1.1	1.5	0.9
Avg. Stride Freq. [Hz]	2.4	2.6	2.5	2.5	2.4
Avg. Stride Length [m]	6.7	7.7	7.5	7.4	6.9



- [ ] Ranking at each section and finish
- .-.- No data available at this section
- NA No data available





# Townsville QLD Professional

## Race 7: MITAVITE Class 1 Handicap - 1200m



04 April 2024 - 16:21

Track Rating: Soft 5, Weather: Fine, Rail Position: +4.0m 1000m-W.P; +0.5m Remainder

Section												Last 600m		
Field Times		Overall	1000m	800m	600m	400m	200m						0:34.70	
		1:09.83 (0:13.67)	0:56.16 (0:10.79)	0:45.37 (0:10.67)	0:34.70 (0:11.20)	0:23.50 (0:11.46)	0:12.04 (0:12.04)							
Rank	TAB	Horse/Jockey	Barrier	Top Speed [km/h]	Fastest Section							Margin	Distance Travelled [m]	
1	10	<b>AOLANI</b> Gabrielle Semmens	10	67.6 1000m	0:10.87 800m	1:09.83 [1] (0:13.67)	0:56.16 [1] (0:10.97)	0:45.19 [3] (0:10.87)	0:34.32 [3] (0:11.05)	0:23.27 [3] (0:11.31)	0:11.96 [2] (0:11.96)	1:09.83	0:34.32	
2	4	<b>LET'S ROLL</b> Adam Sewell	4	68.8 800m	0:10.74 800m	1:09.89 [2] (0:13.68)	0:56.21 [2] (0:10.88)	0:45.33 [2] (0:10.74)	0:34.59 [2] (0:11.11)	0:23.48 [2] (0:11.38)	0:12.10 [1] (0:12.10)	0.4L	0:34.59	-6
3	11	<b>MISS SHALAA</b> Jackson Murphy	11	68.2 800m	0:10.73 800m	1:10.20 [3] (0:13.86)	0:56.34 [5] (0:11.03)	0:45.31 [5] (0:10.73)	0:34.58 [4] (0:11.06)	0:23.52 [4] (0:11.45)	0:12.07 [4] (0:12.07)	2.22L	0:34.58	-3
4	12	<b>TENNAGAIN</b> Chris Whiteley	12	68.8 1000m	0:10.84 800m	1:10.21 [4] (0:13.93)	0:56.28 [6] (0:10.95)	0:45.33 [4] (0:10.84)	0:34.49 [5] (0:11.23)	0:23.26 [6] (0:11.22)	0:12.04 [5] (0:12.04)	2.26L	0:34.49	+2
5	6	<b>ELLIE'S DREAM</b> Adrian Layt	6	69.0 800m	0:10.65 800m	1:10.28 [5] (0:14.29)	0:55.99 [10] (0:11.07)	0:44.92 [10] (0:10.65)	0:34.27 [9] (0:10.96)	0:23.31 [7] (0:11.20)	0:12.11 [6] (0:12.11)	2.65L	0:34.27	+0
6	7	<b>EMATHION</b> Luke Tarrant	7	67.6 800m	0:10.74 800m	1:10.38 [6] (0:14.22)	0:56.16 [9] (0:11.05)	0:45.11 [8] (0:10.74)	0:34.37 [8] (0:11.05)	0:23.32 [9] (0:11.25)	0:12.07 [7] (0:12.07)	3.25L	0:34.37	-3
7	2	<b>HEZABUSYBEE</b> Ashley Butler	2	68.7 800m	0:10.67 800m	1:10.52 [7] (0:14.68)	0:55.84 [13] (0:10.93)	0:44.91 [12] (0:10.67)	0:34.24 [12] (0:11.03)	0:23.21 [12] (0:11.18)	0:12.03 [10] (0:12.03)	4.07L	0:34.24	-1
8	9	<b>WICKLOW LASS</b> Isabella Teh	9	70.4 1000m	0:10.65 1000m	1:10.67 [8] (0:13.81)	0:56.86 [3] (0:10.65)	0:46.21 [1] (0:10.67)	0:35.54 [1] (0:11.20)	0:24.34 [1] (0:11.73)	0:12.61 [3] (0:12.61)	4.98L	0:35.54	+3
9	3	<b>MAMA'S MAN</b> Nathan Thomas	3	68.7 1000m	0:10.71 800m	1:10.84 [9] (0:14.10)	0:56.74 [7] (0:11.09)	0:45.65 [7] (0:10.71)	0:34.94 [7] (0:11.12)	0:23.82 [8] (0:11.45)	0:12.37 [9] (0:12.37)	5.97L	0:34.94	+4
10	1	<b>BOLD FEELING</b> Lacey Morrison	1	67.2 800m	0:10.83 800m	1:10.86 [10] (0:13.82)	0:57.04 [4] (0:11.14)	0:45.90 [6] (0:10.83)	0:35.07 [6] (0:11.12)	0:23.95 [5] (0:11.42)	0:12.53 [8] (0:12.53)	6.1L	0:35.07	+0

Scratched: Mishani Patriot (#15), Volarchi (#8)



# Townsville QLD Professional

## Race 7: MITAVITE Class 1 Handicap - 1200m

04 April 2024 - 16:21



Track Rating: Soft 5, Weather: Fine, Rail Position: +4.0m 1000m-W.P; +0.5m Remainder

Section		Overall	1000m	800m	600m	400m	200m	Last 600m					
Field Times		1:09.83 (0:13.67)	0:56.16 (0:10.79)	0:45.37 (0:10.67)	0:34.70 (0:11.20)	0:23.50 (0:11.46)	0:12.04 (0:12.04)	0:34.70					
Rank	TAB Horse/Jockey	Barrier	Top Speed [km/h]	Fastest Section	Margin							Distance Travelled [m]	
11	13 MAKANUI Scott Sheargold	13	68.7 800m	0:10.77 800m	1:10.96 [11] (0:14.17)	0:56.79 [8] (0:11.14)	0:45.65 [9] (0:10.77)	0:34.88 [10] (0:11.08)	0:23.80 [10] (0:11.39)	0:12.41 [11] (0:12.41)	6.7L	0:34.88	+8
12	14 HEADLANDER Denicious Smith	14	68.8 800m	0:10.68 800m	1:11.00 [12] (0:14.37)	0:56.63 [11] (0:11.24)	0:45.39 [13] (0:10.68)	0:34.71 [13] (0:11.10)	0:23.61 [13] (0:11.44)	0:12.17 [13] (0:12.17)	6.91L	0:34.71	+6
13	5 OH MY HAT Tessa Townsend	5	69.1 800m	0:10.64 800m	1:11.13 [13] (0:14.46)	0:56.67 [12] (0:11.11)	0:45.56 [11] (0:10.64)	0:34.92 [11] (0:11.10)	0:23.82 [11] (0:11.42)	0:12.40 [12] (0:12.40)	7.68L	0:34.92	+8

Scratched: Mishani Patriot (#15), Volarchi (#8)

[ ] Ranking at each section and finish  
 -:-:-:- No data available at this section  
 NA No data available

SCN Saddle cloth number  
 DNF Did not finish  
 DNT Did not track



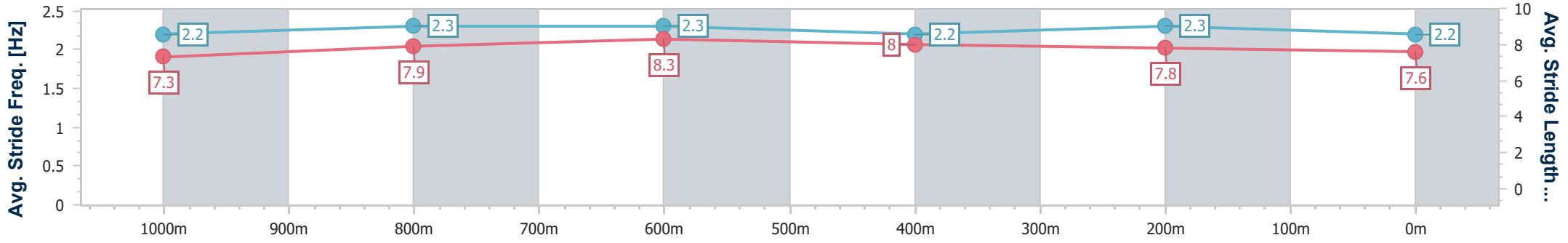
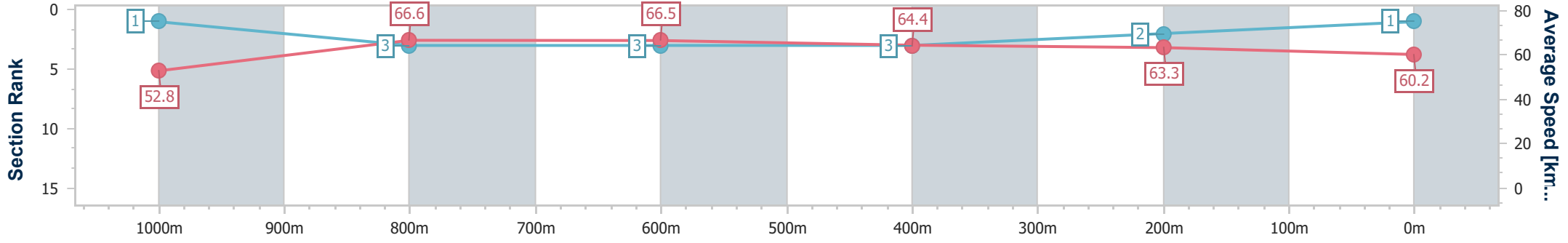
Horse/Jockey Name	Aolani
Final Rank	1
Fastest Section Time (Section)	0:10.87 (800m)
Top Speed [km/h] (Section)	67.6 (1000m)
Race State	Finished



**Townsville QLD Professional**  
**Race 7: MITAVITE Class 1 Handicap - 1200m**  
**04 April 2024 - 16:21**  
**Track Rating: Soft 5, Weather: Fine, Rail Position: +4.0m 1000m-  
 W.P; +0.5m Remainder**



Section	Overall	1000m	800m	600m	400m	200m
Section Times	1:09.83 [1] (0:13.67)	0:56.16 [1] (0:10.97)	0:45.19 [3] (0:10.87)	0:34.32 [3] (0:11.05)	0:23.27 [3] (0:11.31)	0:11.96 [2] (0:11.96)
Average Speed [km/h]	52.8	66.6	66.5	64.4	63.3	60.2
Top Speed [km/h]	67.6	67.6	67.3	65.4	64.7	62.8
Avg. Dist. to Rail [m]	9.5	3.5	1.2	2.5	1.1	1.7
Avg. Stride Freq. [Hz]	2.2	2.3	2.3	2.2	2.3	2.2
Avg. Stride Length [m]	7.3	7.9	8.3	8.0	7.8	7.6



- [ ] Ranking at each section and finish
- .-.- No data available at this section
- NA No data available



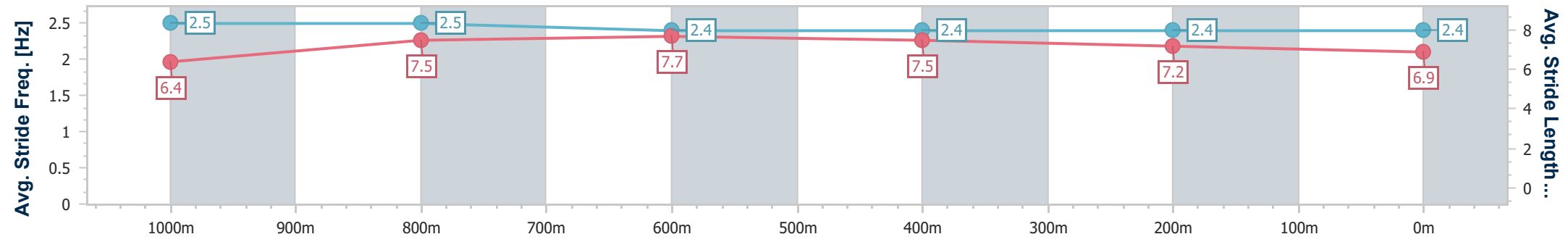
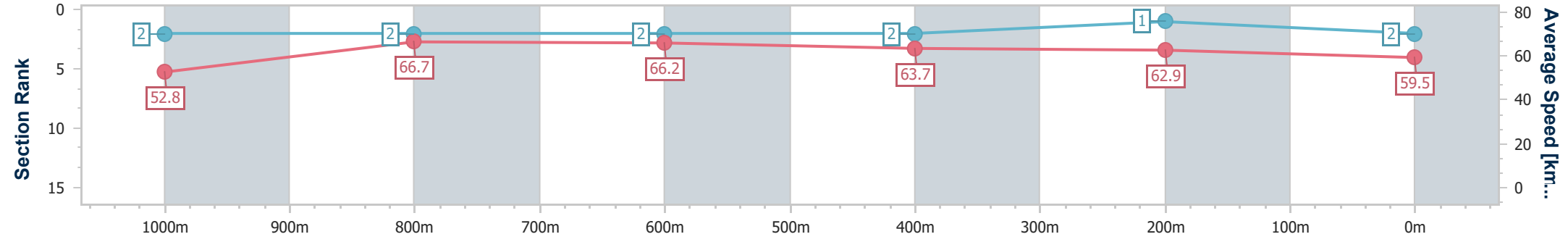
Horse/Jockey Name	Let's Roll
Final Rank	2
Fastest Section Time (Section)	0:10.74 (800m)
Top Speed [km/h] (Section)	68.8 (800m)
Race State	Finished



**Townsville QLD Professional**  
**Race 7: MITAVITE Class 1 Handicap - 1200m**  
**04 April 2024 - 16:21**  
**Track Rating: Soft 5, Weather: Fine, Rail Position: +4.0m 1000m-  
 W.P; +0.5m Remainder**



Section	Overall	1000m	800m	600m	400m	200m
Section Times	1:09.89 [2] (0:13.68)	0:56.21 [2] (0:10.88)	0:45.33 [2] (0:10.74)	0:34.59 [2] (0:11.11)	0:23.48 [2] (0:11.38)	0:12.10 [1] (0:12.10)
Average Speed [km/h]	52.8	66.7	66.2	63.7	62.9	59.5
Top Speed [km/h]	64.7	68.7	68.8	65.0	64.0	63.0
Avg. Dist. to Rail [m]	8.4	1.3	2.5	3.3	0.8	1.3
Avg. Stride Freq. [Hz]	2.5	2.5	2.4	2.4	2.4	2.4
Avg. Stride Length [m]	6.4	7.5	7.7	7.5	7.2	6.9



[ ] Ranking at each section and finish  
 -.-.- No data available at this section  
 NA No data available



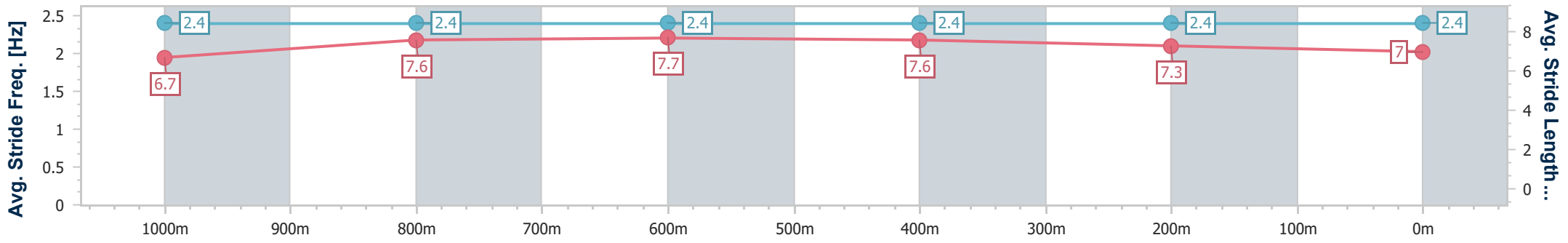
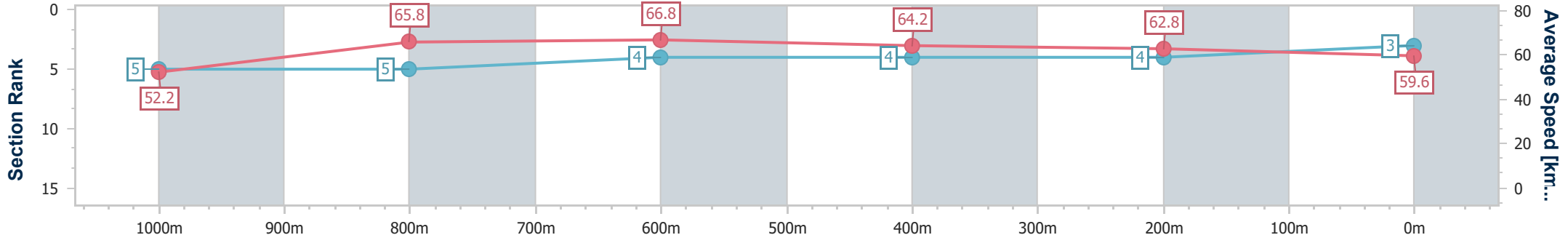
Horse/Jockey Name	Miss Shalaa
Final Rank	3
Fastest Section Time (Section)	0:10.73 (800m)
Top Speed [km/h] (Section)	68.2 (800m)
Race State	Finished



**Townsville QLD Professional**  
**Race 7: MITAVITE Class 1 Handicap - 1200m**  
**04 April 2024 - 16:21**  
**Track Rating: Soft 5, Weather: Fine, Rail Position: +4.0m 1000m-  
 W.P; +0.5m Remainder**



Section	Overall	1000m	800m	600m	400m	200m
Section Times	1:10.20 [3] (0:13.86)	0:56.34 [5] (0:11.03)	0:45.31 [5] (0:10.73)	0:34.58 [4] (0:11.06)	0:23.52 [4] (0:11.45)	0:12.07 [4] (0:12.07)
Average Speed [km/h]	52.2	65.8	66.8	64.2	62.8	59.6
Top Speed [km/h]	65.1	68.1	68.2	65.4	63.7	62.7
Avg. Dist. to Rail [m]	6.5	2.1	1.4	2.6	1.4	3.9
Avg. Stride Freq. [Hz]	2.4	2.4	2.4	2.4	2.4	2.4
Avg. Stride Length [m]	6.7	7.6	7.7	7.6	7.3	7.0



- [ ] Ranking at each section and finish
- .-.- No data available at this section
- NA No data available



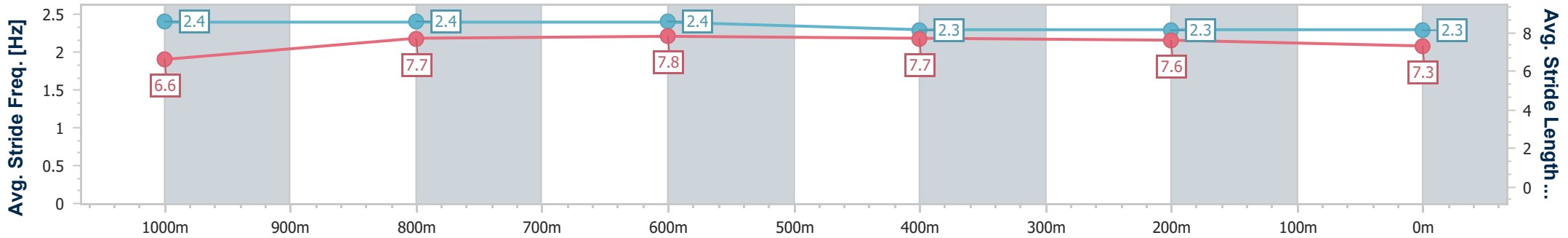
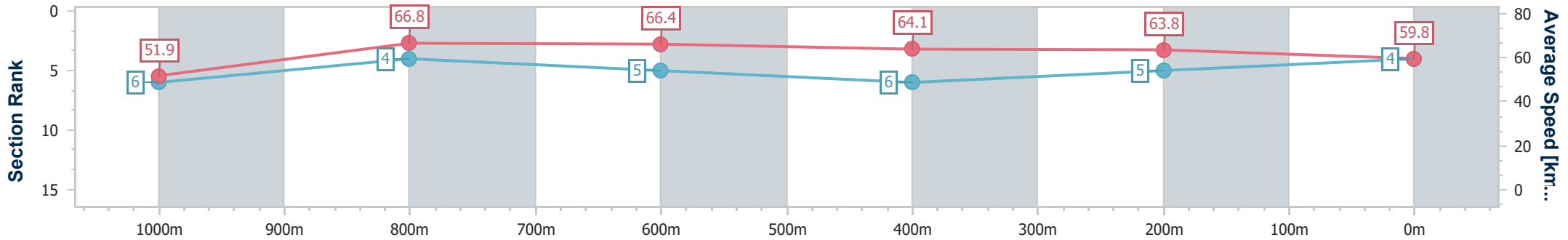
Horse/Jockey Name	Tennagain
Final Rank	4
Fastest Section Time (Section)	0:10.84 (800m)
Top Speed [km/h] (Section)	68.8 (1000m)
Race State	Finished



**Townsville QLD Professional**  
**Race 7: MITAVITE Class 1 Handicap - 1200m**  
**04 April 2024 - 16:21**  
**Track Rating: Soft 5, Weather: Fine, Rail Position: +4.0m 1000m-  
 W.P; +0.5m Remainder**



Section	Overall	1000m	800m	600m	400m	200m
Section Times	1:10.21 [4] (0:13.93)	0:56.28 [6] (0:10.95)	0:45.33 [4] (0:10.84)	0:34.49 [5] (0:11.23)	0:23.26 [6] (0:11.22)	0:12.04 [5] (0:12.04)
Average Speed [km/h]	51.9	66.8	66.4	64.1	63.8	59.8
Top Speed [km/h]	66.1	68.8	67.8	65.1	65.4	63.4
Avg. Dist. to Rail [m]	8.1	2.5	0.9	0.8	0.8	2.2
Avg. Stride Freq. [Hz]	2.4	2.4	2.4	2.3	2.3	2.3
Avg. Stride Length [m]	6.6	7.7	7.8	7.7	7.6	7.3



- [ ] Ranking at each section and finish
- .-.- No data available at this section
- NA No data available



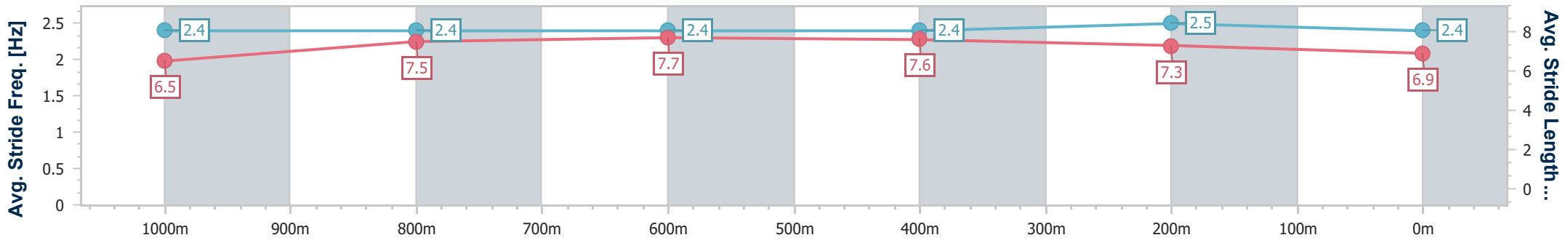
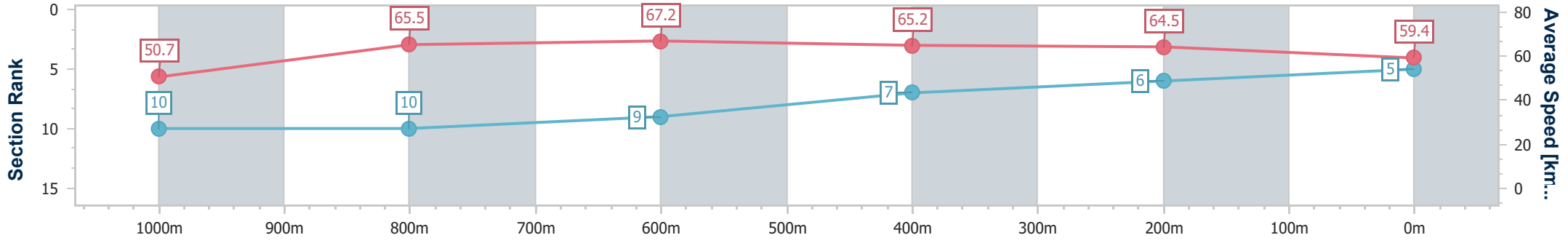
Horse/Jockey Name	Ellie's Dream
Final Rank	5
Fastest Section Time (Section)	0:10.65 (800m)
Top Speed [km/h] (Section)	69.0 (800m)
Race State	Finished



**Townsville QLD Professional**  
**Race 7: MITAVITE Class 1 Handicap - 1200m**  
**04 April 2024 - 16:21**  
**Track Rating: Soft 5, Weather: Fine, Rail Position: +4.0m 1000m-  
W.P; +0.5m Remainder**



Section	Overall	1000m	800m	600m	400m	200m
Section Times	1:10.28 [5] (0:14.29)	0:55.99 [10] (0:11.07)	0:44.92 [10] (0:10.65)	0:34.27 [9] (0:10.96)	0:23.31 [7] (0:11.20)	0:12.11 [6] (0:12.11)
Average Speed [km/h]	50.7	65.5	67.2	65.2	64.5	59.4
Top Speed [km/h]	65.5	67.7	69.0	67.1	66.5	62.3
Avg. Dist. to Rail [m]	9.1	2.2	1.1	1.3	2.2	4.6
Avg. Stride Freq. [Hz]	2.4	2.4	2.4	2.4	2.5	2.4
Avg. Stride Length [m]	6.5	7.5	7.7	7.6	7.3	6.9



- [ ] Ranking at each section and finish
- .-.-.- No data available at this section
- NA No data available



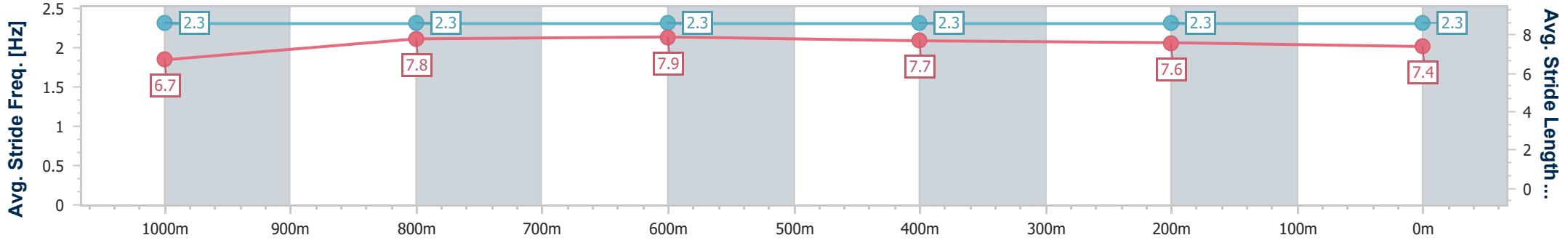
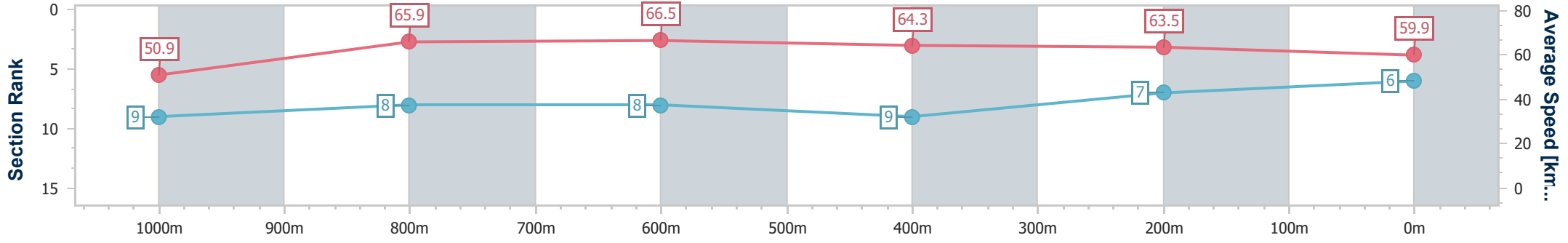
Horse/Jockey Name	Emathion
Final Rank	6
Fastest Section Time (Section)	0:10.74 (800m)
Top Speed [km/h] (Section)	67.6 (800m)
Race State	Finished



**Townsville QLD Professional**  
**Race 7: MITAVITE Class 1 Handicap - 1200m**  
**04 April 2024 - 16:21**  
**Track Rating: Soft 5, Weather: Fine, Rail Position: +4.0m 1000m-  
 W.P; +0.5m Remainder**



Section	Overall	1000m	800m	600m	400m	200m
Section Times	1:10.38 [6] (0:14.22)	0:56.16 [9] (0:11.05)	0:45.11 [8] (0:10.74)	0:34.37 [8] (0:11.05)	0:23.32 [9] (0:11.25)	0:12.07 [7] (0:12.07)
Average Speed [km/h]	50.9	65.9	66.5	64.3	63.5	59.9
Top Speed [km/h]	64.6	67.1	67.6	66.1	64.4	62.8
Avg. Dist. to Rail [m]	5.9	2.2	1.4	2.7	2.2	1.2
Avg. Stride Freq. [Hz]	2.3	2.3	2.3	2.3	2.3	2.3
Avg. Stride Length [m]	6.7	7.8	7.9	7.7	7.6	7.4



- [ ] Ranking at each section and finish
- .-.- No data available at this section
- NA No data available





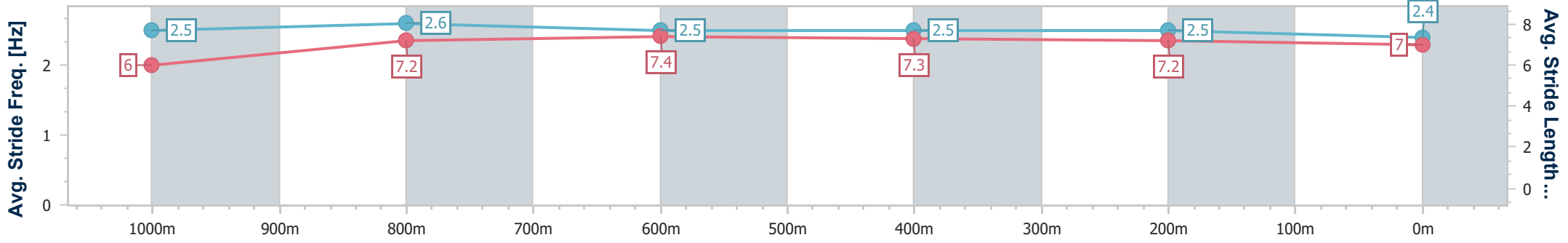
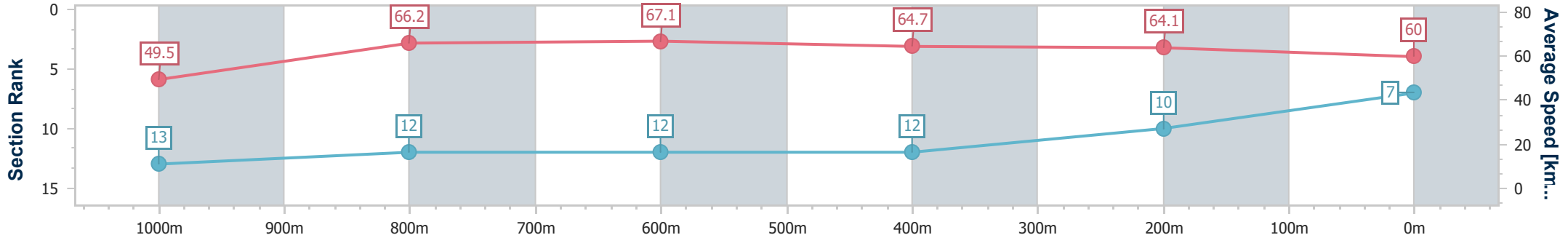
Horse/Jockey Name	Hezabusybee
Final Rank	7
Fastest Section Time (Section)	0:10.67 (800m)
Top Speed [km/h] (Section)	68.7 (800m)
Race State	Finished



**Townsville QLD Professional**  
**Race 7: MITAVITE Class 1 Handicap - 1200m**  
**04 April 2024 - 16:21**  
**Track Rating: Soft 5, Weather: Fine, Rail Position: +4.0m 1000m-  
W.P; +0.5m Remainder**



Section	Overall	1000m	800m	600m	400m	200m
Section Times	1:10.52 [7] (0:14.68)	0:55.84 [13] (0:10.93)	0:44.91 [12] (0:10.67)	0:34.24 [12] (0:11.03)	0:23.21 [12] (0:11.18)	0:12.03 [10] (0:12.03)
Average Speed [km/h]	49.5	66.2	67.1	64.7	64.1	60.0
Top Speed [km/h]	65.2	68.3	68.7	66.3	65.4	64.1
Avg. Dist. to Rail [m]	13.0	1.5	1.2	2.3	0.9	2.6
Avg. Stride Freq. [Hz]	2.5	2.6	2.5	2.5	2.5	2.4
Avg. Stride Length [m]	6.0	7.2	7.4	7.3	7.2	7.0



- [ ] Ranking at each section and finish
- .-.- No data available at this section
- NA No data available



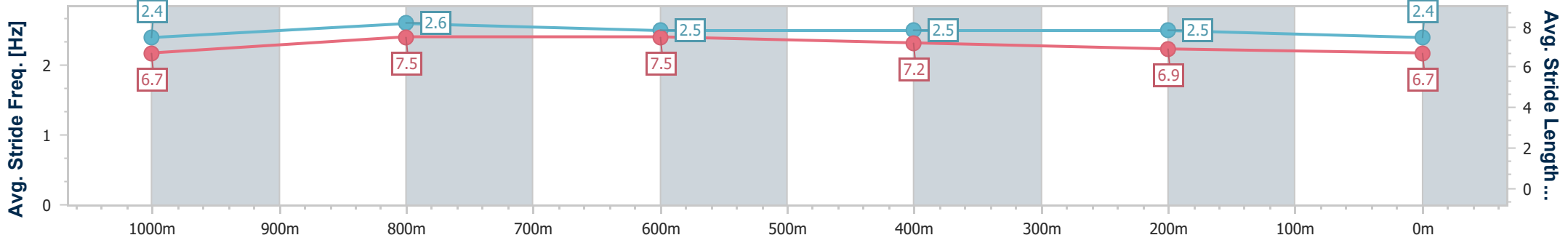
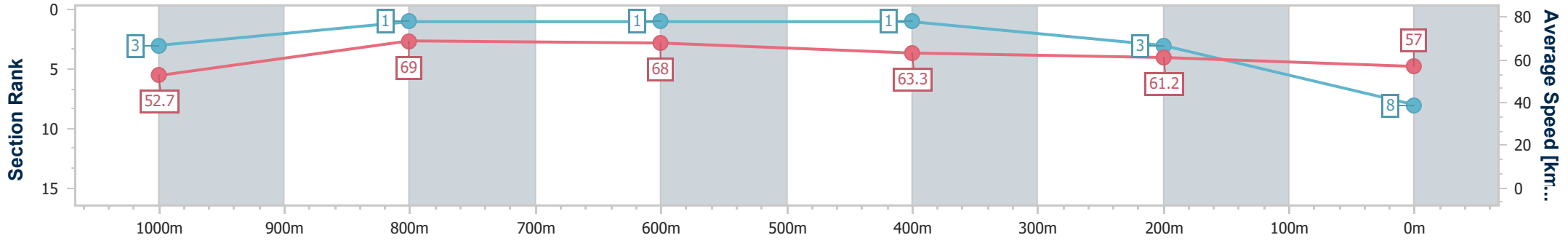
Horse/Jockey Name	Wicklow Lass
Final Rank	8
Fastest Section Time (Section)	0:10.65 (1000m)
Top Speed [km/h] (Section)	70.4 (1000m)
Race State	Finished



**Townsville QLD Professional**  
**Race 7: MITAVITE Class 1 Handicap - 1200m**  
**04 April 2024 - 16:21**  
**Track Rating: Soft 5, Weather: Fine, Rail Position: +4.0m 1000m-  
 W.P; +0.5m Remainder**



Section	Overall	1000m	800m	600m	400m	200m
Section Times	1:10.67 [8] (0:13.81)	0:56.86 [3] (0:10.65)	0:46.21 [1] (0:10.67)	0:35.54 [1] (0:11.20)	0:24.34 [1] (0:11.73)	0:12.61 [3] (0:12.61)
Average Speed [km/h]	52.7	69.0	68.0	63.3	61.2	57.0
Top Speed [km/h]	69.6	70.4	70.0	65.6	62.9	61.2
Avg. Dist. to Rail [m]	14.3	5.0	2.1	2.5	2.1	0.7
Avg. Stride Freq. [Hz]	2.4	2.6	2.5	2.5	2.5	2.4
Avg. Stride Length [m]	6.7	7.5	7.5	7.2	6.9	6.7



- [ ] Ranking at each section and finish
- .-.- No data available at this section
- NA No data available



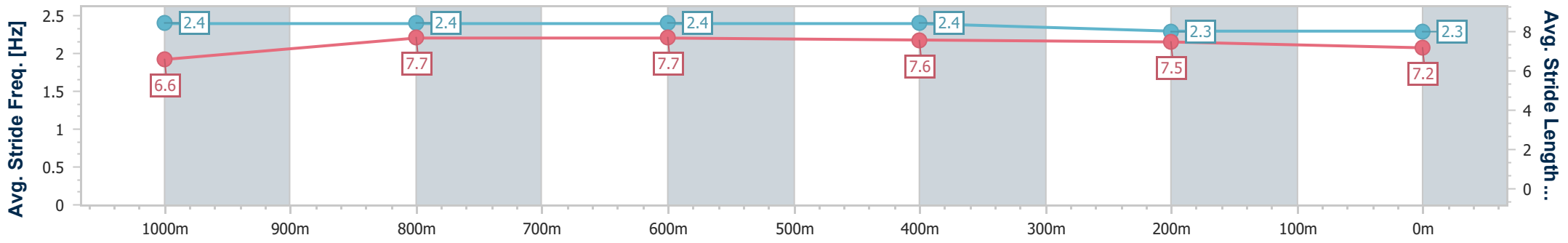
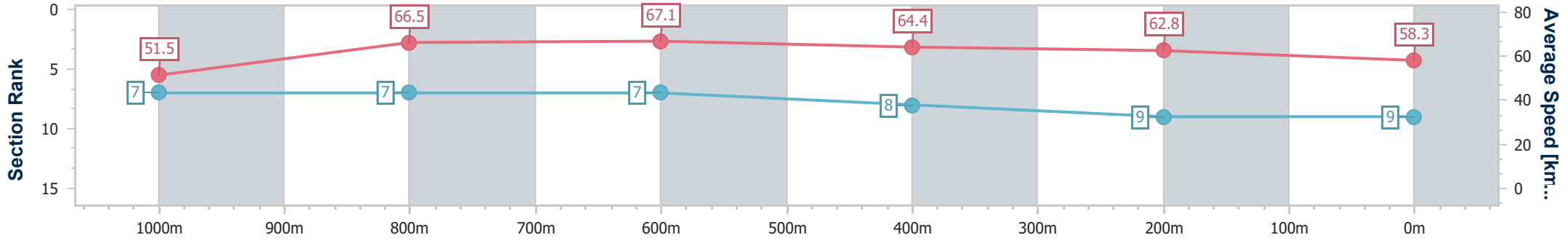
Horse/Jockey Name	Mama's Man
Final Rank	9
Fastest Section Time (Section)	0:10.71 (800m)
Top Speed [km/h] (Section)	68.7 (1000m)
Race State	Finished



**Townsville QLD Professional**  
**Race 7: MITAVITE Class 1 Handicap - 1200m**  
**04 April 2024 - 16:21**  
**Track Rating: Soft 5, Weather: Fine, Rail Position: +4.0m 1000m-  
W.P; +0.5m Remainder**



Section	Overall	1000m	800m	600m	400m	200m
Section Times	1:10.84 [9] (0:14.10)	0:56.74 [7] (0:11.09)	0:45.65 [7] (0:10.71)	0:34.94 [7] (0:11.12)	0:23.82 [8] (0:11.45)	0:12.37 [9] (0:12.37)
Average Speed [km/h]	51.5	66.5	67.1	64.4	62.8	58.3
Top Speed [km/h]	63.8	68.7	68.6	66.0	64.7	60.8
Avg. Dist. to Rail [m]	9.8	4.2	1.2	1.4	1.9	5.8
Avg. Stride Freq. [Hz]	2.4	2.4	2.4	2.4	2.3	2.3
Avg. Stride Length [m]	6.6	7.7	7.7	7.6	7.5	7.2



- [ ] Ranking at each section and finish
- .-.- No data available at this section
- NA No data available



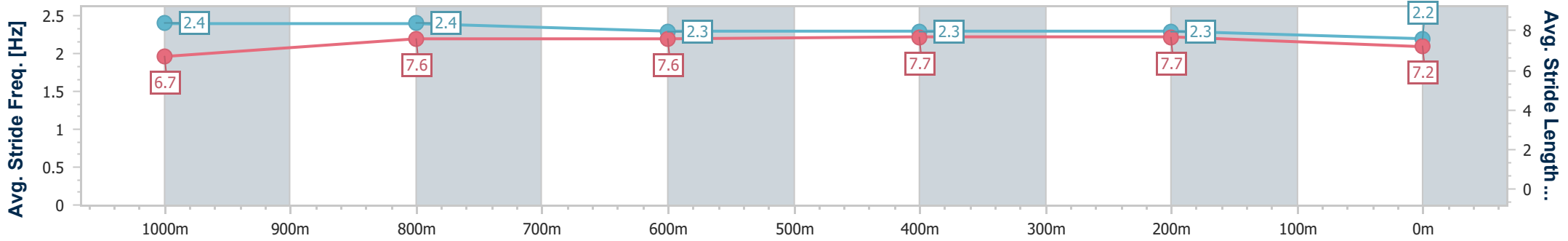
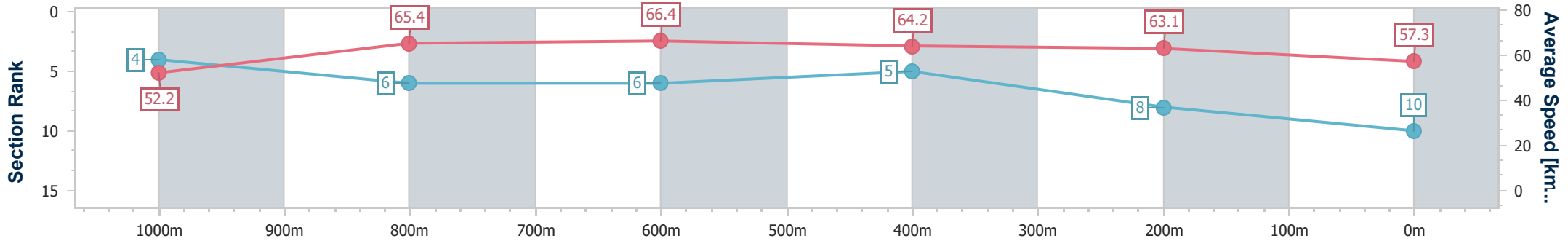
Horse/Jockey Name	Bold Feeling
Final Rank	10
Fastest Section Time (Section)	0:10.83 (800m)
Top Speed [km/h] (Section)	67.2 (800m)
Race State	Finished



**Townsville QLD Professional**  
**Race 7: MITAVITE Class 1 Handicap - 1200m**  
**04 April 2024 - 16:21**  
**Track Rating: Soft 5, Weather: Fine, Rail Position: +4.0m 1000m-  
 W.P; +0.5m Remainder**



Section	Overall	1000m	800m	600m	400m	200m
Section Times	1:10.86 [10] (0:13.82)	0:57.04 [4] (0:11.14)	0:45.90 [6] (0:10.83)	0:35.07 [6] (0:11.12)	0:23.95 [5] (0:11.42)	0:12.53 [8] (0:12.53)
Average Speed [km/h]	52.2	65.4	66.4	64.2	63.1	57.3
Top Speed [km/h]	65.9	67.1	67.2	65.8	64.0	60.4
Avg. Dist. to Rail [m]	7.3	2.5	0.9	1.5	0.9	2.4
Avg. Stride Freq. [Hz]	2.4	2.4	2.3	2.3	2.3	2.2
Avg. Stride Length [m]	6.7	7.6	7.6	7.7	7.7	7.2



- [ ] Ranking at each section and finish
- .-.- No data available at this section
- NA No data available



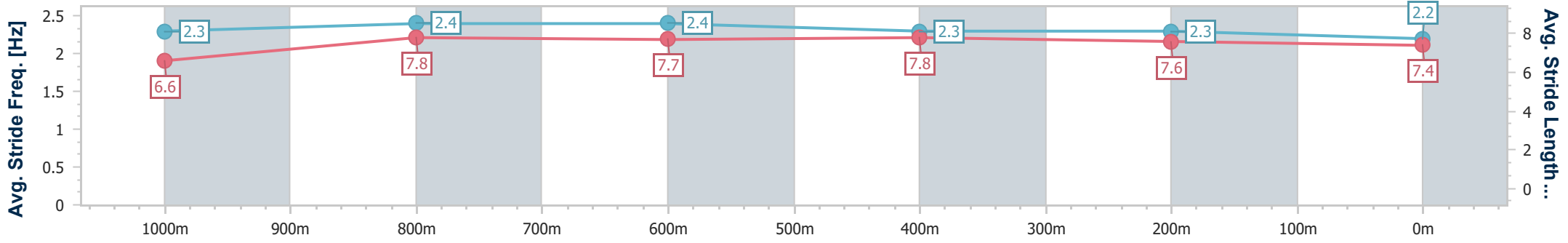
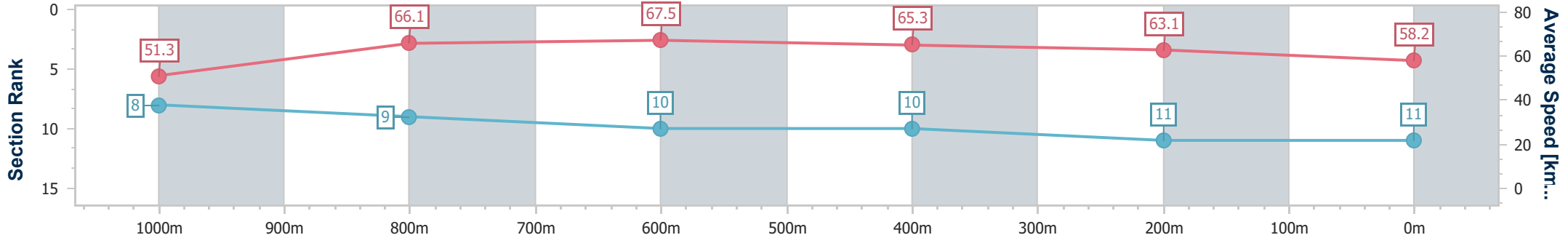
Horse/Jockey Name	Makanui
Final Rank	11
Fastest Section Time (Section)	0:10.77 (800m)
Top Speed [km/h] (Section)	68.7 (800m)
Race State	Finished



**Townsville QLD Professional**  
**Race 7: MITAVITE Class 1 Handicap - 1200m**  
**04 April 2024 - 16:21**  
**Track Rating: Soft 5, Weather: Fine, Rail Position: +4.0m 1000m-  
 W.P; +0.5m Remainder**



Section	Overall	1000m	800m	600m	400m	200m
Section Times	1:10.96 [11] (0:14.17)	0:56.79 [8] (0:11.14)	0:45.65 [9] (0:10.77)	0:34.88 [10] (0:11.08)	0:23.80 [10] (0:11.39)	0:12.41 [11] (0:12.41)
Average Speed [km/h]	51.3	66.1	67.5	65.3	63.1	58.2
Top Speed [km/h]	64.2	68.3	68.7	66.7	64.3	62.1
Avg. Dist. to Rail [m]	11.1	4.6	2.0	0.6	1.4	4.7
Avg. Stride Freq. [Hz]	2.3	2.4	2.4	2.3	2.3	2.2
Avg. Stride Length [m]	6.6	7.8	7.7	7.8	7.6	7.4



- [ ] Ranking at each section and finish
- .-.- No data available at this section
- NA No data available



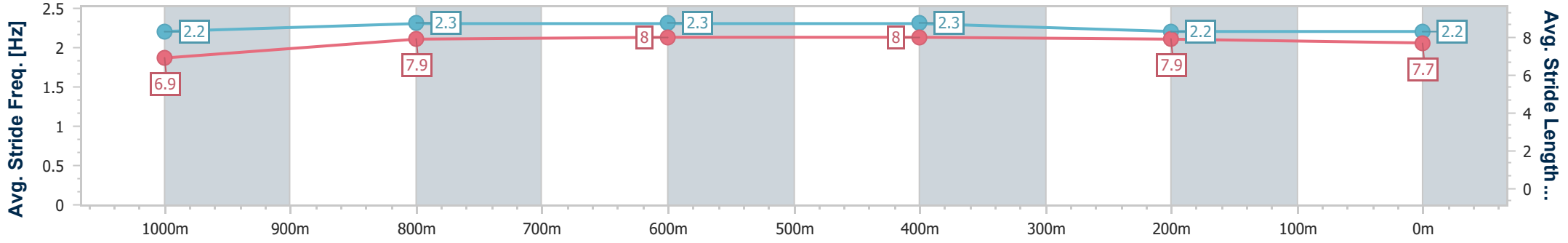
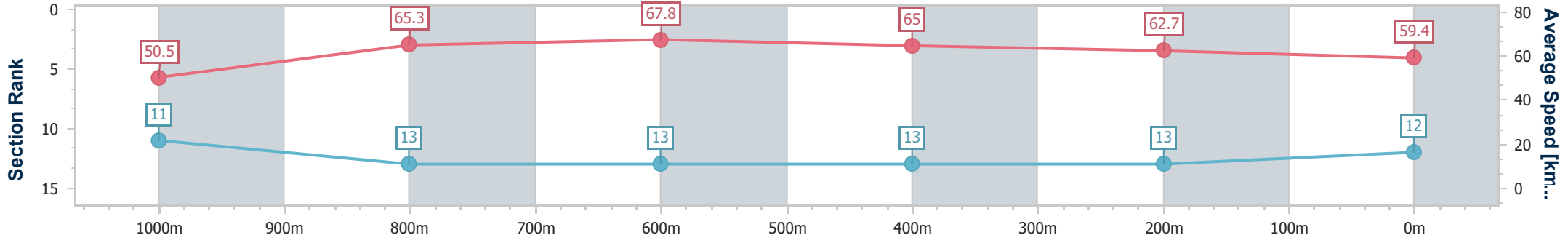
Horse/Jockey Name	Headlander
Final Rank	12
Fastest Section Time (Section)	0:10.68 (800m)
Top Speed [km/h] (Section)	68.8 (800m)
Race State	Finished



**Townsville QLD Professional**  
**Race 7: MITAVITE Class 1 Handicap - 1200m**  
**04 April 2024 - 16:21**  
**Track Rating: Soft 5, Weather: Fine, Rail Position: +4.0m 1000m-  
W.P; +0.5m Remainder**



Section	Overall	1000m	800m	600m	400m	200m
Section Times	1:11.00 [12] (0:14.37)	0:56.63 [11] (0:11.24)	0:45.39 [13] (0:10.68)	0:34.71 [13] (0:11.10)	0:23.61 [13] (0:11.44)	0:12.17 [13] (0:12.17)
Average Speed [km/h]	50.5	65.3	67.8	65.0	62.7	59.4
Top Speed [km/h]	64.4	67.7	68.8	67.0	64.6	62.0
Avg. Dist. to Rail [m]	11.0	4.4	0.9	0.5	1.4	2.1
Avg. Stride Freq. [Hz]	2.2	2.3	2.3	2.3	2.2	2.2
Avg. Stride Length [m]	6.9	7.9	8.0	8.0	7.9	7.7



- [ ] Ranking at each section and finish
- .-.- No data available at this section
- NA No data available



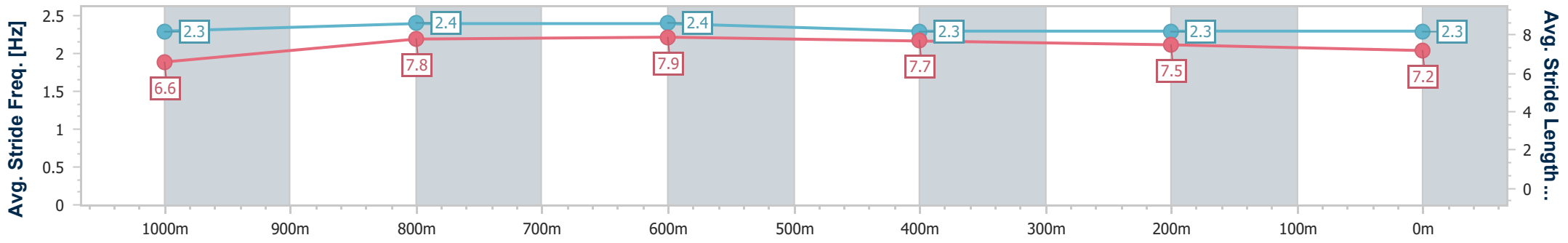
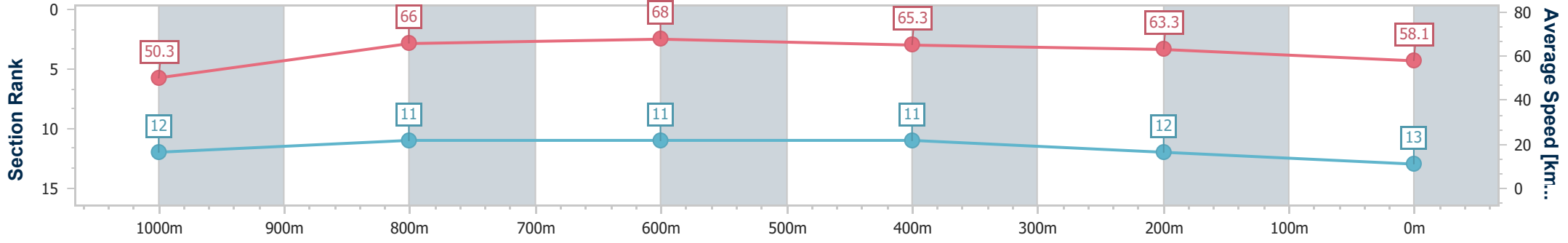
Horse/Jockey Name	Oh My Hat
Final Rank	13
Fastest Section Time (Section)	0:10.64 (800m)
Top Speed [km/h] (Section)	69.1 (800m)
Race State	Finished



**Townsville QLD Professional**  
**Race 7: MITAVITE Class 1 Handicap - 1200m**  
**04 April 2024 - 16:21**  
**Track Rating: Soft 5, Weather: Fine, Rail Position: +4.0m 1000m-  
 W.P; +0.5m Remainder**



Section	Overall	1000m	800m	600m	400m	200m
Section Times	1:11.13 [13] (0:14.46)	0:56.67 [12] (0:11.11)	0:45.56 [11] (0:10.64)	0:34.92 [11] (0:11.10)	0:23.82 [11] (0:11.42)	0:12.40 [12] (0:12.40)
Average Speed [km/h]	50.3	66.0	68.0	65.3	63.3	58.1
Top Speed [km/h]	64.8	68.1	69.1	67.8	64.4	61.3
Avg. Dist. to Rail [m]	12.0	4.1	1.5	0.9	2.7	5.8
Avg. Stride Freq. [Hz]	2.3	2.4	2.4	2.3	2.3	2.3
Avg. Stride Length [m]	6.6	7.8	7.9	7.7	7.5	7.2



- [ ] Ranking at each section and finish
- .-.- No data available at this section
- NA No data available



# Townsville QLD Professional

## Race 8: LADBROKES RACING CLUB BENCHMARK 65 Handicap - 1300m

04 April 2024 - 17:03



Track Rating: Soft 5, Weather: Fine, Rail Position: +4.0m 1000m-W.P; +0.5m Remainder

Section							Overall	1200m	1000m	800m	600m	400m	Last 600m
Field Times							1:18.25 (0:09.88)	1:08.37 (0:11.63)	0:56.74 (0:11.20)	0:45.54 (0:11.07)	0:34.47 (0:11.14)	0:23.33 (0:11.28)	0:34.47
Rank	TAB	Horse/Jockey	Barrier	Top Speed [km/h]	Fastest Section							Distance Travelled [m]	
1	13	<b>BRINGYATICKET</b> Ashley Butler	13	69.0 800m	0:10.37 Overall	1:18.25 [1] (0:10.37)	1:07.88 [12] (0:11.85)	0:56.03 [12] (0:11.70)	0:44.33 [12] (0:10.63)	0:33.70 [11] (0:10.94)	0:22.76 [10] (0:10.98)	0:33.70	
2	5	<b>INDICTMENT</b> Ryan Wiggins	5	67.3 800m	0:10.25 Overall	1:18.35 [2] (0:10.25)	1:08.10 [9] (0:11.69)	0:56.41 [9] (0:11.67)	0:44.74 [11] (0:10.90)	0:33.84 [10] (0:11.11)	0:22.73 [12] (0:11.05)	0:33.84	+6
3	16	<b>BREAKWATER BOY</b> Kirk Matheson	16	66.2 1000m	0:10.14 Overall	1:18.45 [3] (0:10.14)	1:08.31 [7] (0:11.43)	0:56.88 [3] (0:11.14)	0:45.74 [1] (0:11.07)	0:34.67 [1] (0:11.14)	0:23.53 [1] (0:11.28)	0:34.67	-3
4	1	<b>MISS SEATTLE</b> Lachlan Overall	1	66.4 800m	0:10.30 Overall	1:18.61 [4] (0:10.30)	1:08.31 [11] (0:11.29)	0:57.02 [4] (0:11.34)	0:45.68 [3] (0:11.04)	0:34.64 [2] (0:11.09)	0:23.55 [2] (0:11.26)	0:34.64	+0
5	2	<b>CASTILE</b> Isabella Teh	2	69.1 800m	0:10.01 Overall	1:18.65 [5] (0:10.01)	1:08.64 [4] (0:11.67)	0:56.97 [7] (0:11.72)	0:45.25 [8] (0:10.87)	0:34.38 [8] (0:10.85)	0:23.53 [3] (0:11.37)	0:34.38	+6
6	12	<b>COUNT OF CARFORD</b> Gabrielle Semmens	12	66.5 800m	0:09.89 Overall	1:18.67 [6] (0:09.89)	1:08.78 [2] (0:11.77)	0:57.01 [5] (0:11.50)	0:45.51 [5] (0:11.02)	0:34.49 [6] (0:11.02)	0:23.47 [6] (0:11.27)	0:34.49	+5
7	9	<b>EDIFICATION</b> Carl Spry	9	67.2 800m	0:10.24 Overall	1:18.70 [7] (0:10.24)	1:08.46 [8] (0:11.72)	0:56.74 [11] (0:11.65)	0:45.09 [10] (0:10.95)	0:34.14 [12] (0:11.03)	0:23.11 [11] (0:11.15)	0:34.14	-3
8	10	<b>MEDAL</b> Adrian Layt	10	67.4 800m	0:10.27 Overall	1:18.86 [8] (0:10.27)	1:08.59 [10] (0:11.68)	0:56.91 [10] (0:11.51)	0:45.40 [9] (0:10.79)	0:34.61 [7] (0:11.13)	0:23.48 [8] (0:11.30)	0:34.61	+0
9	14	<b>DON'T TELL LEEANNE</b> Graham Kliese	14	65.8 800m	0:10.11 Overall	1:18.86 [9] (0:10.11)	1:08.75 [5] (0:11.66)	0:57.09 [8] (0:11.44)	0:45.65 [7] (0:11.14)	0:34.51 [9] (0:11.12)	0:23.39 [9] (0:11.28)	0:34.51	-2
10	20	<b>AIDENABET</b> Jackson Murphy	20	66.3 800m	0:10.11 Overall	1:18.96 [10] (0:10.11)	1:08.85 [6] (0:11.57)	0:57.28 [6] (0:11.51)	0:45.77 [6] (0:10.97)	0:34.80 [5] (0:11.01)	0:23.79 [5] (0:11.34)	0:34.80	-3

Scratched: Four Mile Lane (#18), Awe (#19), Tioga Pass (#15), Bold Hunter (#7), Stick To Your Guns (#6), Dusky Damsel (#3), Toto (#17), Finally Realise (#4)

[ ] Ranking at each section and finish  
 -:-:- No data available at this section  
 NA No data available

SCN Saddle cloth number  
 DNF Did not finish  
 DNT Did not track





# Townsville QLD Professional

## Race 8: LADBROKES RACING CLUB BENCHMARK 65 Handicap - 1300m

04 April 2024 - 17:03



Track Rating: Soft 5, Weather: Fine, Rail Position: +4.0m 1000m-W.P; +0.5m Remainder

Section	Overall	1200m	1000m	800m	600m	400m	Last 600m
Field Times	1:18.25 (0:09.88)	1:08.37 (0:11.63)	0:56.74 (0:11.20)	0:45.54 (0:11.07)	0:34.47 (0:11.14)	0:23.33 (0:11.28)	0:34.47

Rank	TAB	Horse/Jockey	Barrier	Top Speed [km/h]	Fastest Section	Overall	1200m	1000m	800m	600m	400m	Last 600m	Distance Travelled [m]
11	8	COUNTER COMMAND	8	65.9	0:09.88	1:18.99 [11]	1:09.11 [1]	0:57.45 [2]	0:46.09 [2]	0:34.99 [3]	0:23.85 [4]	0:34.99	-3
		Lacey Morrison		1000m	Overall	(0:09.88)	(0:11.66)	(0:11.36)	(0:11.10)	(0:11.14)	(0:11.44)		
12	11	TEN SCHILLING	11	65.4	0:09.93	1:19.43 [12]	1:09.50 [3]	0:57.92 [1]	0:46.46 [4]	0:35.34 [4]	0:24.15 [7]	0:35.34	-6
		Nathan Day		800m	Overall	(0:09.93)	(0:11.58)	(0:11.46)	(0:11.12)	(0:11.19)	(0:11.34)		

Scratched: Four Mile Lane (#18), Awe (#19), Tioga Pass (#15), Bold Hunter (#7), Stick To Your Guns (#6), Dusky Damsel (#3), Toto (#17), Finally Realise (#4)

[ ] Ranking at each section and finish  
 -:-:-:- No data available at this section  
 NA No data available

SCN Saddle cloth number  
 DNF Did not finish  
 DNT Did not track



# Townsville QLD Professional

## Race 8: LADBROKES RACING CLUB BENCHMARK 65 Handicap - 1300m

04 April 2024 - 17:03



Track Rating: Soft 5, Weather: Fine, Rail Position: +4.0m 1000m-W.P; +0.5m Remainder

Section							200m			Last 600m
Field Times							0:12.05			0:34.47
Rank	TAB	Horse/Jockey	Barrier	Top Speed [km/h]	Fastest Section	Margin				Distance Travelled [m]
1	13	<b>BRINGYATICKET</b> Ashley Butler	13	69.0 800m	0:10.37 Overall	0:11.78 [3] (0:11.78)	1:18.25		0:33.70	
2	5	<b>INDICTMENT</b> Ryan Wiggins	5	67.3 800m	0:10.25 Overall	0:11.68 [9] (0:11.68)	0.53L		0:33.84	+6
3	16	<b>BREAKWATER BOY</b> Kirk Matheson	16	66.2 1000m	0:10.14 Overall	0:12.25 [1] (0:12.25)	1.17L		0:34.67	-3
4	1	<b>MISS SEATTLE</b> Lachlan Overall	1	66.4 800m	0:10.30 Overall	0:12.29 [2] (0:12.29)	2.07L		0:34.64	+0
5	2	<b>CASTILE</b> Isabella Teh	2	69.1 800m	0:10.01 Overall	0:12.16 [5] (0:12.16)	2.31L		0:34.38	+6
6	12	<b>COUNT OF CARFORD</b> Gabrielle Semmens	12	66.5 800m	0:09.89 Overall	0:12.20 [4] (0:12.20)	2.47L		0:34.49	+5
7	9	<b>EDIFICATION</b> Carl Spry	9	67.2 800m	0:10.24 Overall	0:11.96 [11] (0:11.96)	2.61L		0:34.14	-3
8	10	<b>MEDAL</b> Adrian Layt	10	67.4 800m	0:10.27 Overall	0:12.18 [10] (0:12.18)	3.56L		0:34.61	+0
9	14	<b>DON'T TELL LEEANNE</b> Graham Kliese	14	65.8 800m	0:10.11 Overall	0:12.11 [12] (0:12.11)	3.56L		0:34.51	-2
10	20	<b>AIDENABET</b> Jackson Murphy	20	66.3 800m	0:10.11 Overall	0:12.45 [6] (0:12.45)	4.13L		0:34.80	-3

Scratched: Four Mile Lane (#18), Awe (#19), Tioga Pass (#15), Bold Hunter (#7), Stick To Your Guns (#6), Dusky Damsel (#3), Toto (#17), Finally Realise (#4)

[ ] Ranking at each section and finish  
 -:-:- No data available at this section  
 NA No data available

SCN Saddle cloth number  
 DNF Did not finish  
 DNT Did not track



# Townsville QLD Professional

## Race 8: LADBROKES RACING CLUB BENCHMARK 65 Handicap - 1300m

04 April 2024 - 17:03



Track Rating: Soft 5, Weather: Fine, Rail Position: +4.0m 1000m-W.P; +0.5m Remainder

Section				200m				Last 600m		
Field Times				0:12.05 (0:12.05)				0:34.47		
Rank	TAB	Horse/Jockey	Barrier	Top Speed [km/h]	Fastest Section	Margin			Distance Travelled [m]	
11	8	COUNTER COMMAND	8	65.9	0:09.88	0:12.41 [7]	4.31L		0:34.99	-3
		Lacey Morrison		1000m	Overall	(0:12.41)				
12	11	TEN SCHILLING	11	65.4	0:09.93	0:12.81 [8]	6.92L		0:35.34	-6
		Nathan Day		800m	Overall	(0:12.81)				

Scratched: Four Mile Lane (#18), Awe (#19), Tioga Pass (#15), Bold Hunter (#7), Stick To Your Guns (#6), Dusky Damsel (#3), Toto (#17), Finally Realise (#4)



Horse/Jockey Name	Bringyaticket
Final Rank	1
Fastest Section Time (Section)	0:10.37 (Overall)
Top Speed [km/h] (Section)	69.0 (800m)
Race State	Finished



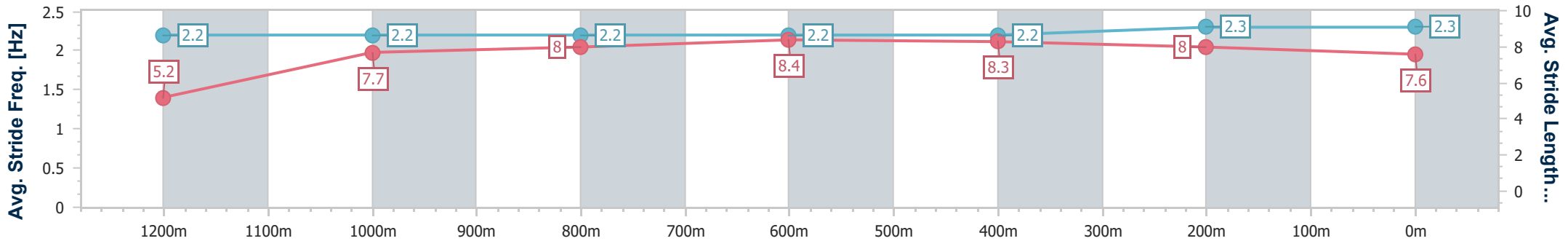
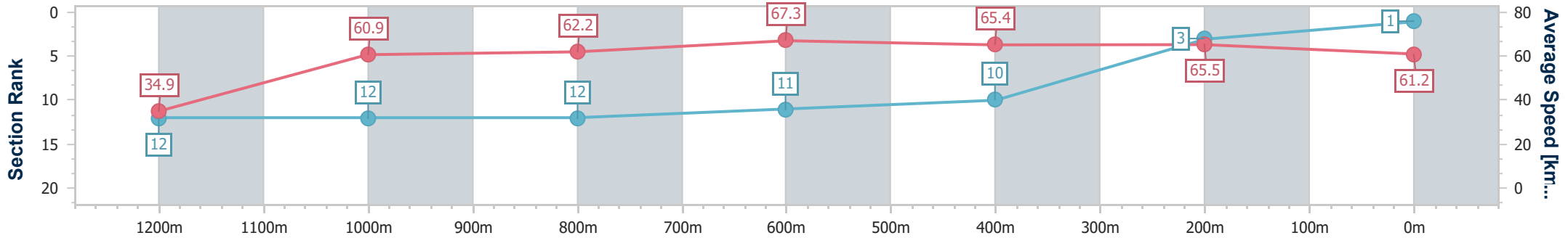
Townsville QLD Professional  
Race 8: LADBROKES RACING CLUB BENCHMARK 65  
Handicap - 1300m

04 April 2024 - 17:03

Track Rating: Soft 5, Weather: Fine, Rail Position: +4.0m 1000m-  
W.P; +0.5m Remainder



Section	Overall	1200m	1000m	800m	600m	400m	200m						
Section Times	1:18.25 [1] (0:10.37)	1:07.88 [12] (0:11.85)	0:56.03 [12] (0:11.70)	0:44.33 [12] (0:10.63)	0:33.70 [11] (0:10.94)	0:22.76 [10] (0:10.98)	0:11.78 [3] (0:11.78)						
Average Speed [km/h]	34.9	60.9	62.2	67.3	65.4	65.5	61.2						
Top Speed [km/h]	58.8	62.5	64.6	69.0	66.2	66.9	64.7						
Avg. Dist. to Rail [m]	11.9	4.8	2.3	1.7	1.4	2.8	6.0						
Avg. Stride Freq. [Hz]	2.2	2.2	2.2	2.2	2.2	2.3	2.3						
Avg. Stride Length [m]	5.2	7.7	8.0	8.4	8.3	8.0	7.6						



- [ ] Ranking at each section and finish
- .-.- No data available at this section
- NA No data available



Horse/Jockey Name	Indictment
Final Rank	2
Fastest Section Time (Section)	0:10.25 (Overall)
Top Speed [km/h] (Section)	67.3 (800m)
Race State	Finished



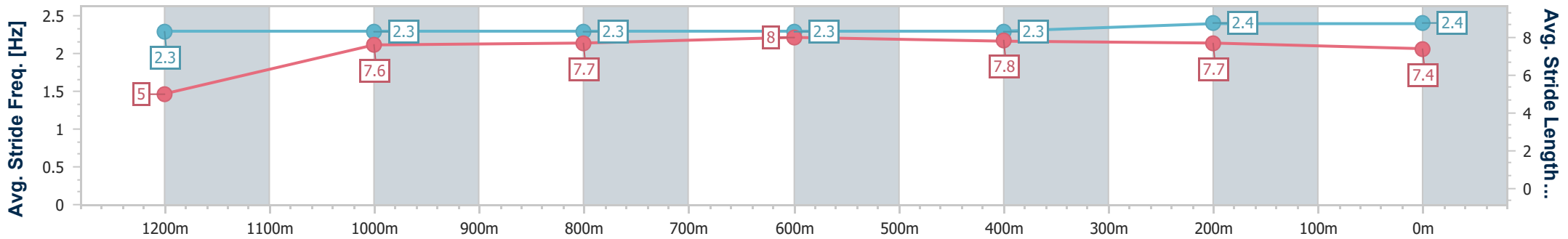
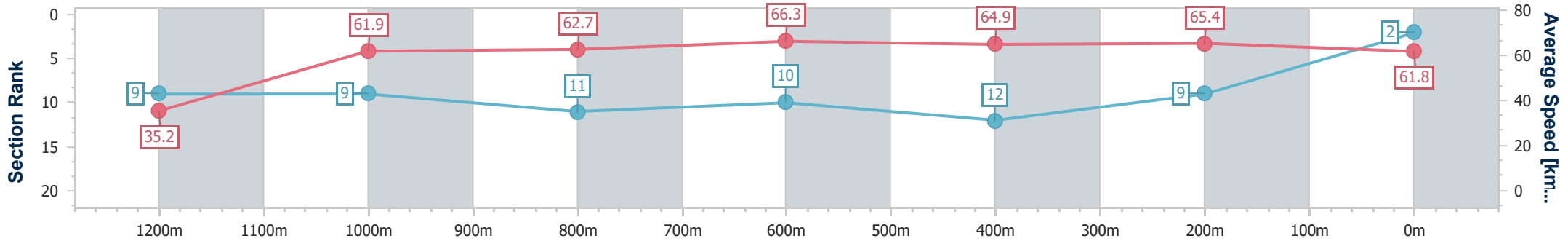
Townsville QLD Professional  
Race 8: LADBROKES RACING CLUB BENCHMARK 65  
Handicap - 1300m

04 April 2024 - 17:03

Track Rating: Soft 5, Weather: Fine, Rail Position: +4.0m 1000m-  
W.P; +0.5m Remainder



Section	Overall	1200m	1000m	800m	600m	400m	200m
Section Times	1:18.35 [2] (0:10.25)	1:08.10 [9] (0:11.69)	0:56.41 [9] (0:11.67)	0:44.74 [11] (0:10.90)	0:33.84 [10] (0:11.11)	0:22.73 [12] (0:11.05)	0:11.68 [9] (0:11.68)
Average Speed [km/h]	35.2	61.9	62.7	66.3	64.9	65.4	61.8
Top Speed [km/h]	59.3	62.4	64.2	67.3	66.5	66.4	64.3
Avg. Dist. to Rail [m]	13.1	5.4	3.6	1.0	0.7	4.1	8.6
Avg. Stride Freq. [Hz]	2.3	2.3	2.3	2.3	2.3	2.4	2.4
Avg. Stride Length [m]	5.0	7.6	7.7	8.0	7.8	7.7	7.4



- [ ] Ranking at each section and finish
- .-.- No data available at this section
- NA No data available



Horse/Jockey Name	Breakwater Boy
Final Rank	3
Fastest Section Time (Section)	0:10.14 (Overall)
Top Speed [km/h] (Section)	66.2 (1000m)
Race State	Finished



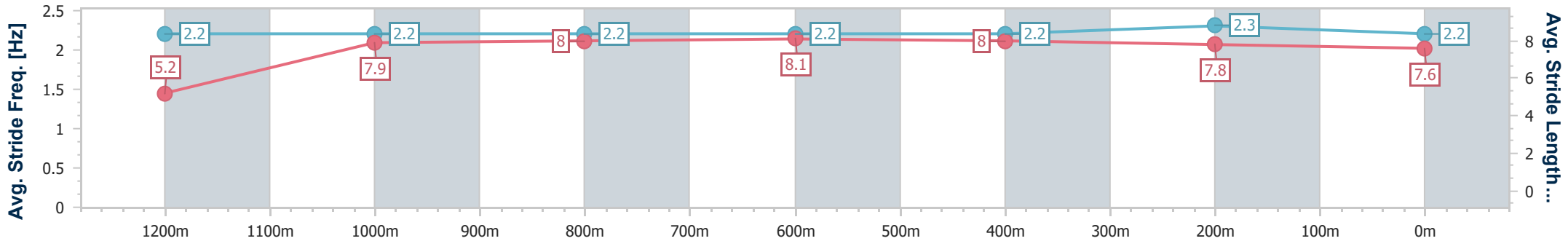
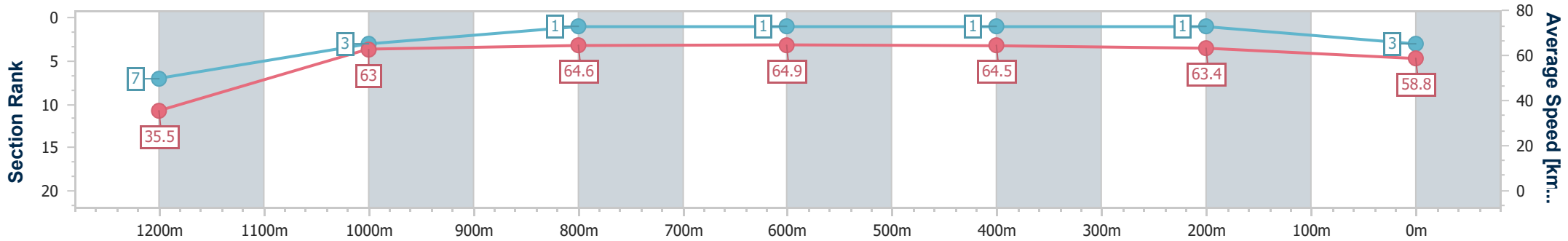
Townsville QLD Professional  
Race 8: LADBROKES RACING CLUB BENCHMARK 65  
Handicap - 1300m

04 April 2024 - 17:03

Track Rating: Soft 5, Weather: Fine, Rail Position: +4.0m 1000m-W.P; +0.5m Remainder



Section	Overall	1200m	1000m	800m	600m	400m	200m							
Section Times	1:18.45 [3] (0:10.14)	1:08.31 [7] (0:11.43)	0:56.88 [3] (0:11.14)	0:45.74 [1] (0:11.07)	0:34.67 [1] (0:11.14)	0:23.53 [1] (0:11.28)	0:12.25 [1] (0:12.25)							
Average Speed [km/h]	35.5	63.0	64.6	64.9	64.5	63.4	58.8							
Top Speed [km/h]	64.0	64.4	66.2	65.6	65.3	64.9	62.2							
Avg. Dist. to Rail [m]	8.6	0.9	0.6	0.5	0.6	2.3	2.2							
Avg. Stride Freq. [Hz]	2.2	2.2	2.2	2.2	2.2	2.3	2.2							
Avg. Stride Length [m]	5.2	7.9	8.0	8.1	8.0	7.8	7.6							



- [ ] Ranking at each section and finish
- .-.- No data available at this section
- NA No data available



Horse/Jockey Name	Miss Seattle
Final Rank	4
Fastest Section Time (Section)	0:10.30 (Overall)
Top Speed [km/h] (Section)	66.4 (800m)
Race State	Finished



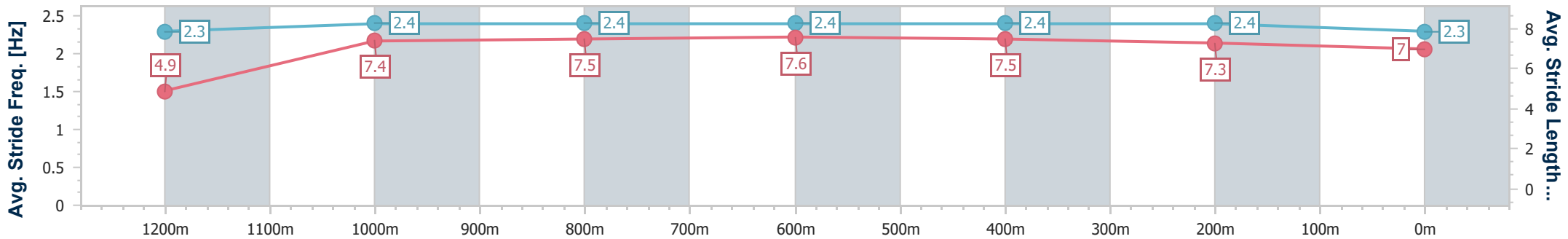
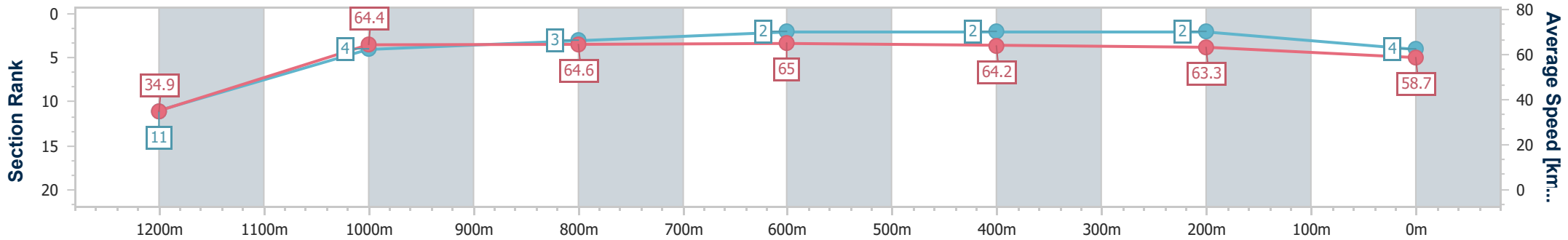
Townsville QLD Professional  
Race 8: LADBROKES RACING CLUB BENCHMARK 65  
Handicap - 1300m

04 April 2024 - 17:03

Track Rating: Soft 5, Weather: Fine, Rail Position: +4.0m 1000m-W.P; +0.5m Remainder



Section	Overall	1200m	1000m	800m	600m	400m	200m
Section Times	1:18.61 [4] (0:10.30)	1:08.31 [11] (0:11.29)	0:57.02 [4] (0:11.34)	0:45.68 [3] (0:11.04)	0:34.64 [2] (0:11.09)	0:23.55 [2] (0:11.26)	0:12.29 [2] (0:12.29)
Average Speed [km/h]	34.9	64.4	64.6	65.0	64.2	63.3	58.7
Top Speed [km/h]	61.8	65.7	66.0	66.4	65.2	64.4	62.5
Avg. Dist. to Rail [m]	16.5	7.5	3.7	1.1	2.2	2.6	0.9
Avg. Stride Freq. [Hz]	2.3	2.4	2.4	2.4	2.4	2.4	2.3
Avg. Stride Length [m]	4.9	7.4	7.5	7.6	7.5	7.3	7.0



- [ ] Ranking at each section and finish
- .-.- No data available at this section
- NA No data available



Horse/Jockey Name	Castile
Final Rank	5
Fastest Section Time (Section)	0:10.01 (Overall)
Top Speed [km/h] (Section)	69.1 (800m)
Race State	Finished



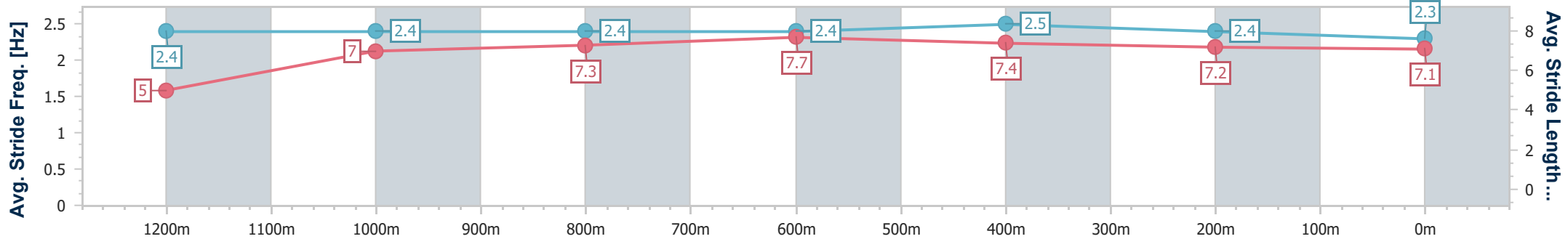
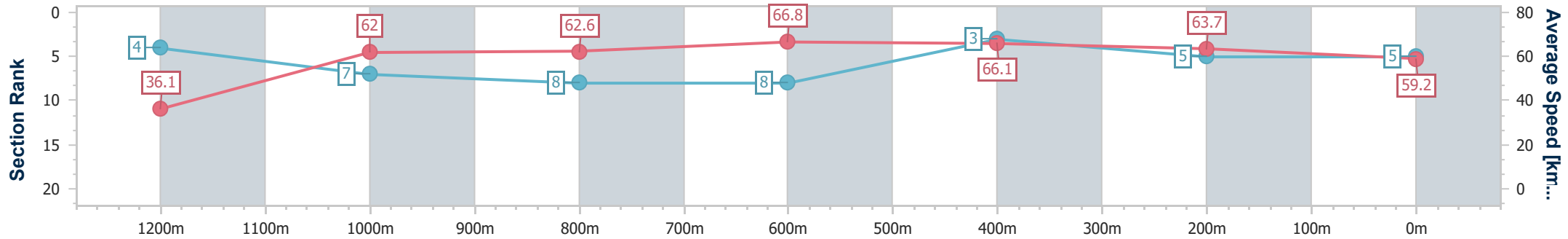
Townsville QLD Professional  
Race 8: LADBROKES RACING CLUB BENCHMARK 65  
Handicap - 1300m

04 April 2024 - 17:03

Track Rating: Soft 5, Weather: Fine, Rail Position: +4.0m 1000m-  
W.P; +0.5m Remainder



Section	Overall	1200m	1000m	800m	600m	400m	200m
Section Times	1:18.65 [5] (0:10.01)	1:08.64 [4] (0:11.67)	0:56.97 [7] (0:11.72)	0:45.25 [8] (0:10.87)	0:34.38 [8] (0:10.85)	0:23.53 [3] (0:11.37)	0:12.16 [5] (0:12.16)
Average Speed [km/h]	36.1	62.0	62.6	66.8	66.1	63.7	59.2
Top Speed [km/h]	61.5	63.4	65.4	69.1	67.5	65.1	62.6
Avg. Dist. to Rail [m]	11.3	4.5	4.1	1.8	0.3	1.6	3.8
Avg. Stride Freq. [Hz]	2.4	2.4	2.4	2.4	2.5	2.4	2.3
Avg. Stride Length [m]	5.0	7.0	7.3	7.7	7.4	7.2	7.1



- [ ] Ranking at each section and finish
- .-.- No data available at this section
- NA No data available





Horse/Jockey Name	Count Of Carford
Final Rank	6
Fastest Section Time (Section)	0:09.89 (Overall)
Top Speed [km/h] (Section)	66.5 (800m)
Race State	Finished



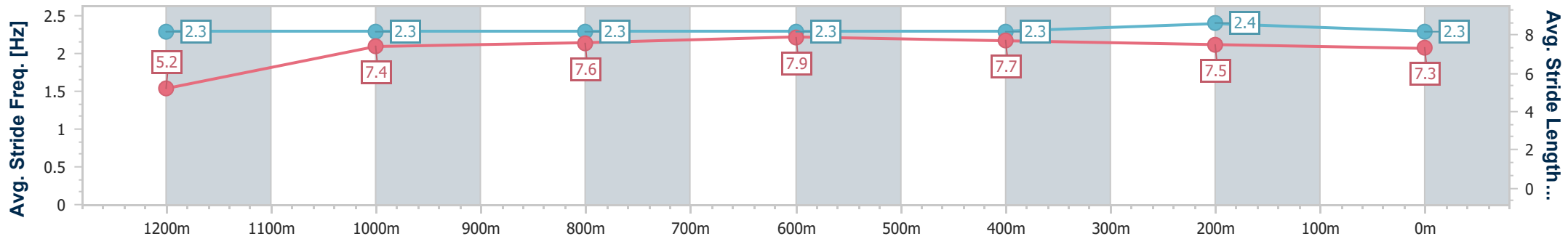
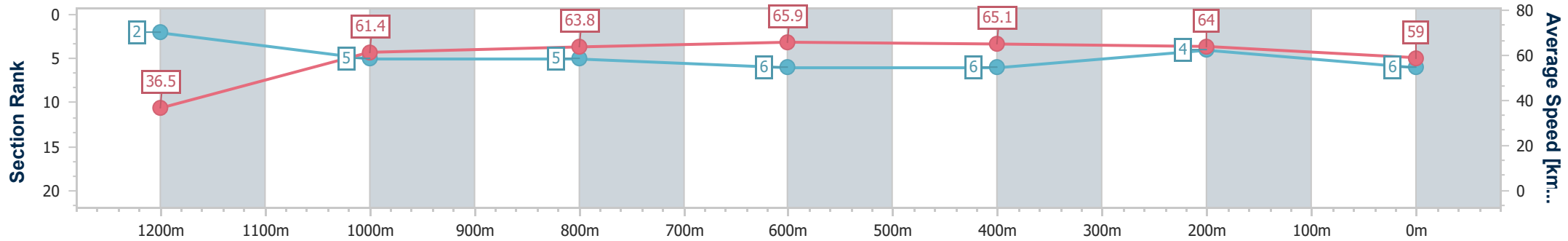
Townsville QLD Professional  
Race 8: LADBROKES RACING CLUB BENCHMARK 65  
Handicap - 1300m

04 April 2024 - 17:03

Track Rating: Soft 5, Weather: Fine, Rail Position: +4.0m 1000m-  
W.P; +0.5m Remainder



Section	Overall	1200m	1000m	800m	600m	400m	200m
Section Times	1:18.67 [6] (0:09.89)	1:08.78 [2] (0:11.77)	0:57.01 [5] (0:11.50)	0:45.51 [5] (0:11.02)	0:34.49 [6] (0:11.02)	0:23.47 [6] (0:11.27)	0:12.20 [4] (0:12.20)
Average Speed [km/h]	36.5	61.4	63.8	65.9	65.1	64.0	59.0
Top Speed [km/h]	61.9	63.8	64.9	66.5	65.9	65.2	62.6
Avg. Dist. to Rail [m]	16.2	6.9	4.3	1.2	0.3	1.4	4.0
Avg. Stride Freq. [Hz]	2.3	2.3	2.3	2.3	2.3	2.4	2.3
Avg. Stride Length [m]	5.2	7.4	7.6	7.9	7.7	7.5	7.3



- [ ] Ranking at each section and finish
- .-.- No data available at this section
- NA No data available



Horse/Jockey Name	Edification
Final Rank	7
Fastest Section Time (Section)	0:10.24 (Overall)
Top Speed [km/h] (Section)	67.2 (800m)
Race State	Finished



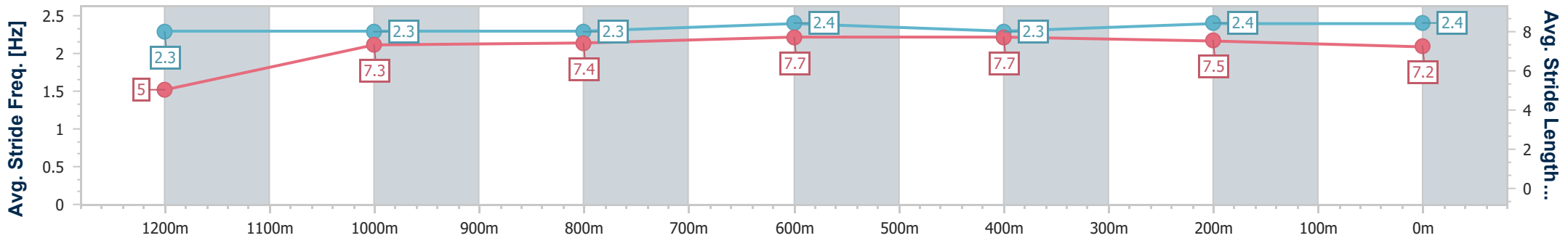
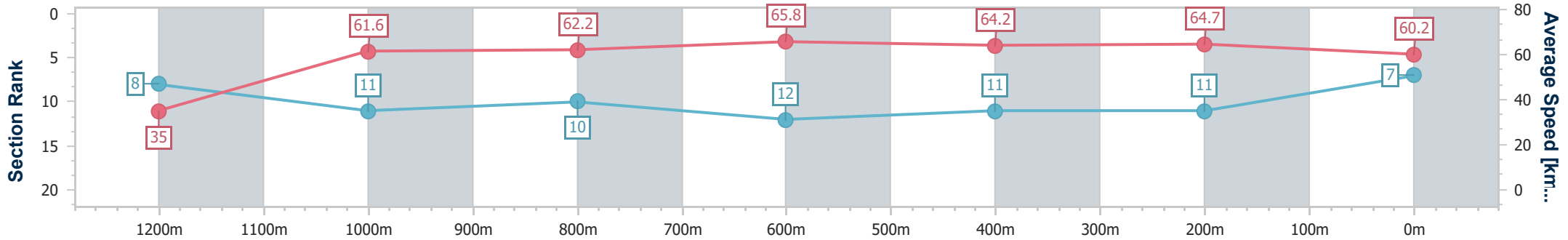
Townsville QLD Professional  
Race 8: LADBROKES RACING CLUB BENCHMARK 65  
Handicap - 1300m

04 April 2024 - 17:03

Track Rating: Soft 5, Weather: Fine, Rail Position: +4.0m 1000m-  
W.P; +0.5m Remainder



Section	Overall	1200m	1000m	800m	600m	400m	200m
Section Times	1:18.70 [7] (0:10.24)	1:08.46 [8] (0:11.72)	0:56.74 [11] (0:11.65)	0:45.09 [10] (0:10.95)	0:34.14 [12] (0:11.03)	0:23.11 [11] (0:11.15)	0:11.96 [11] (0:11.96)
Average Speed [km/h]	35.0	61.6	62.2	65.8	64.2	64.7	60.2
Top Speed [km/h]	58.4	62.7	63.7	67.2	65.6	66.1	63.7
Avg. Dist. to Rail [m]	4.8	2.3	1.5	1.1	2.4	2.8	6.4
Avg. Stride Freq. [Hz]	2.3	2.3	2.3	2.4	2.3	2.4	2.4
Avg. Stride Length [m]	5.0	7.3	7.4	7.7	7.7	7.5	7.2



- [ ] Ranking at each section and finish
- .-.- No data available at this section
- NA No data available



Horse/Jockey Name	Medal
Final Rank	8
Fastest Section Time (Section)	0:10.27 (Overall)
Top Speed [km/h] (Section)	67.4 (800m)
Race State	Finished



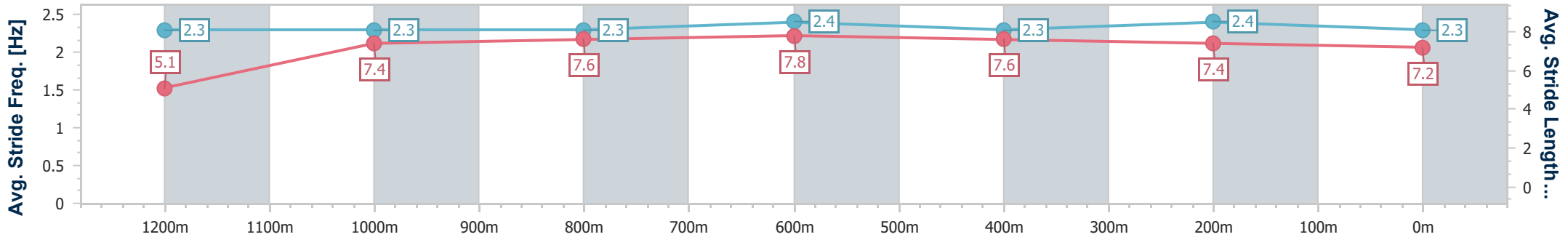
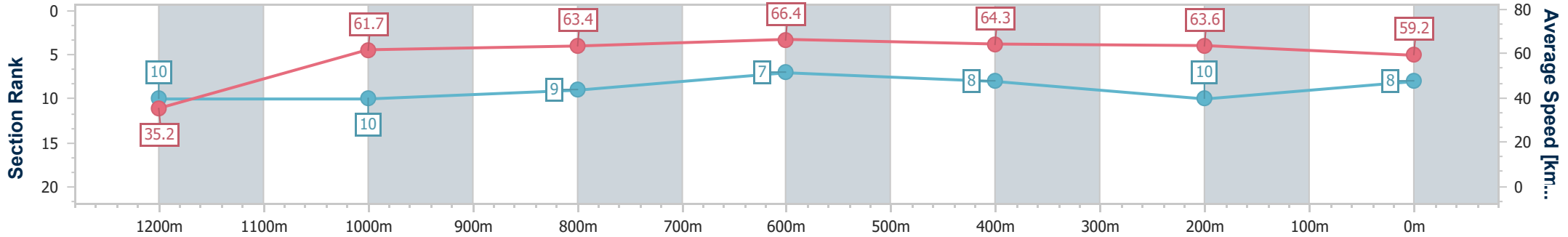
Townsville QLD Professional  
Race 8: LADBROKES RACING CLUB BENCHMARK 65  
Handicap - 1300m

04 April 2024 - 17:03

Track Rating: Soft 5, Weather: Fine, Rail Position: +4.0m 1000m-  
W.P; +0.5m Remainder



Section	Overall	1200m	1000m	800m	600m	400m	200m							
Section Times	1:18.86 [8] (0:10.27)	1:08.59 [10] (0:11.68)	0:56.91 [10] (0:11.51)	0:45.40 [9] (0:10.79)	0:34.61 [7] (0:11.13)	0:23.48 [8] (0:11.30)	0:12.18 [10] (0:12.18)							
Average Speed [km/h]	35.2	61.7	63.4	66.4	64.3	63.6	59.2							
Top Speed [km/h]	59.7	63.0	65.6	67.4	65.2	64.7	62.2							
Avg. Dist. to Rail [m]	10.9	4.9	2.6	0.8	1.4	0.9	4.0							
Avg. Stride Freq. [Hz]	2.3	2.3	2.3	2.4	2.3	2.4	2.3							
Avg. Stride Length [m]	5.1	7.4	7.6	7.8	7.6	7.4	7.2							



- [ ] Ranking at each section and finish
- .-.- No data available at this section
- NA No data available



Horse/Jockey Name	Don't Tell Leanne
Final Rank	9
Fastest Section Time (Section)	0:10.11 (Overall)
Top Speed [km/h] (Section)	65.8 (800m)
Race State	Finished



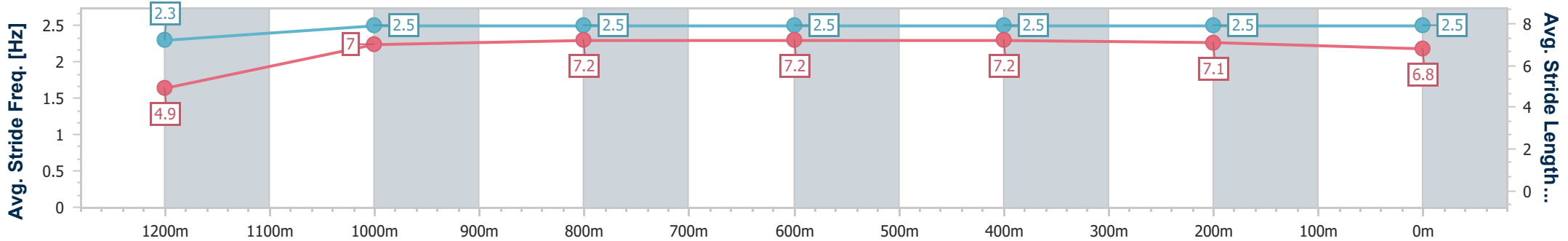
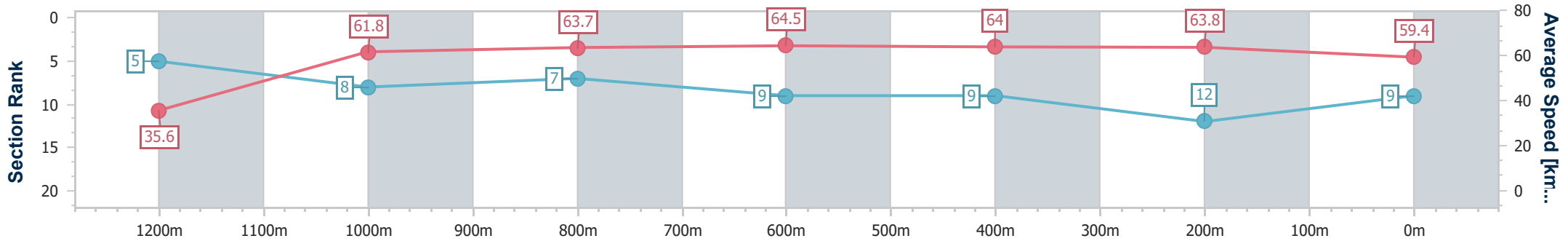
Townsville QLD Professional  
Race 8: LADBROKES RACING CLUB BENCHMARK 65  
Handicap - 1300m

04 April 2024 - 17:03

Track Rating: Soft 5, Weather: Fine, Rail Position: +4.0m 1000m-W.P; +0.5m Remainder



Section	Overall	1200m	1000m	800m	600m	400m	200m
Section Times	1:18.86 [9] (0:10.11)	1:08.75 [5] (0:11.66)	0:57.09 [8] (0:11.44)	0:45.65 [7] (0:11.14)	0:34.51 [9] (0:11.12)	0:23.39 [9] (0:11.28)	0:12.11 [12] (0:12.11)
Average Speed [km/h]	35.6	61.8	63.7	64.5	64.0	63.8	59.4
Top Speed [km/h]	61.7	62.8	65.8	65.8	65.6	64.4	63.0
Avg. Dist. to Rail [m]	7.6	3.4	2.2	1.0	2.1	0.9	3.0
Avg. Stride Freq. [Hz]	2.3	2.5	2.5	2.5	2.5	2.5	2.5
Avg. Stride Length [m]	4.9	7.0	7.2	7.2	7.2	7.1	6.8



- [ ] Ranking at each section and finish
- .-.- No data available at this section
- NA No data available



Horse/Jockey Name	Aidenabet
Final Rank	10
Fastest Section Time (Section)	0:10.11 (Overall)
Top Speed [km/h] (Section)	66.3 (800m)
Race State	Finished



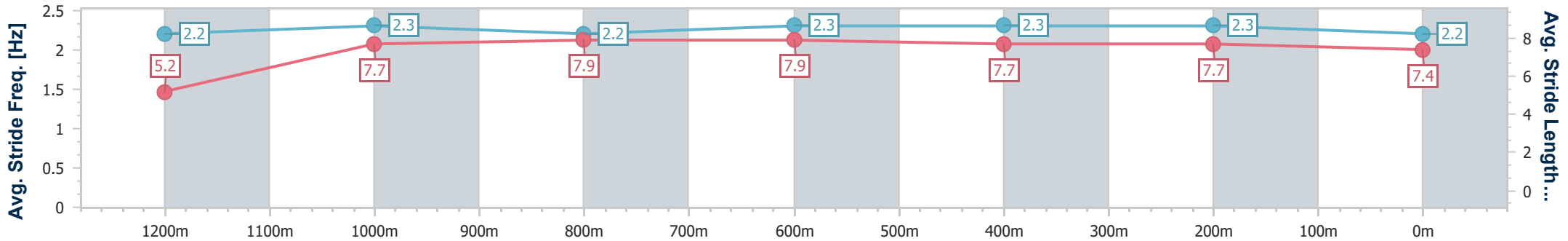
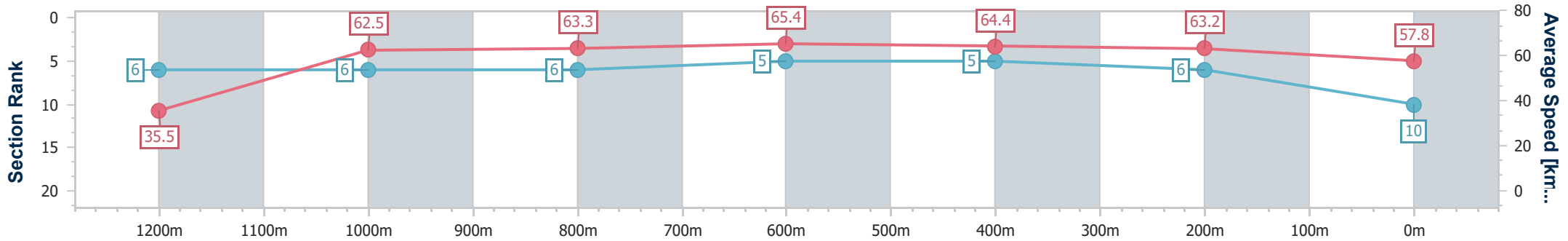
Townsville QLD Professional  
Race 8: LADBROKES RACING CLUB BENCHMARK 65  
Handicap - 1300m

04 April 2024 - 17:03

Track Rating: Soft 5, Weather: Fine, Rail Position: +4.0m 1000m-W.P; +0.5m Remainder



Section	Overall	1200m	1000m	800m	600m	400m	200m
Section Times	1:18.96 [10] (0:10.11)	1:08.85 [6] (0:11.57)	0:57.28 [6] (0:11.51)	0:45.77 [6] (0:10.97)	0:34.80 [5] (0:11.01)	0:23.79 [5] (0:11.34)	0:12.45 [6] (0:12.45)
Average Speed [km/h]	35.5	62.5	63.3	65.4	64.4	63.2	57.8
Top Speed [km/h]	61.5	62.8	65.1	66.3	65.5	64.3	61.4
Avg. Dist. to Rail [m]	7.2	3.9	2.3	1.2	2.7	1.7	1.7
Avg. Stride Freq. [Hz]	2.2	2.3	2.2	2.3	2.3	2.3	2.2
Avg. Stride Length [m]	5.2	7.7	7.9	7.9	7.7	7.7	7.4



- [ ] Ranking at each section and finish
- .-.- No data available at this section
- NA No data available



Horse/Jockey Name	Counter Command
Final Rank	11
Fastest Section Time (Section)	0:09.88 (Overall)
Top Speed [km/h] (Section)	65.9 (1000m)
Race State	Finished



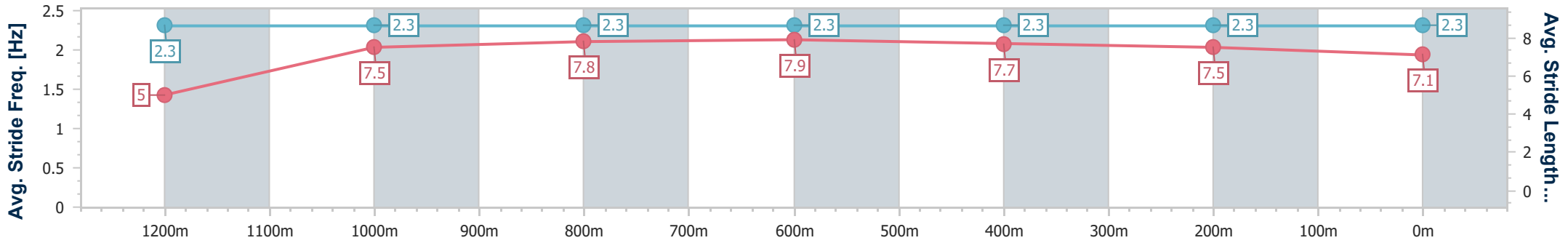
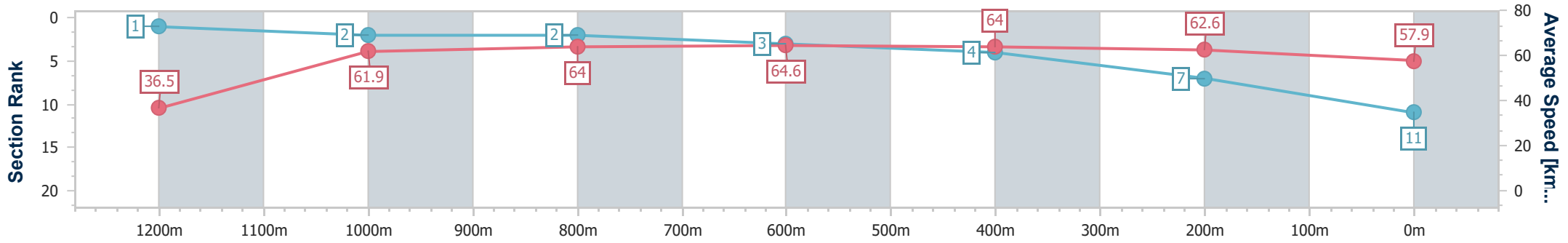
Townsville QLD Professional  
Race 8: LADBROKES RACING CLUB BENCHMARK 65  
Handicap - 1300m

04 April 2024 - 17:03

Track Rating: Soft 5, Weather: Fine, Rail Position: +4.0m 1000m-  
W.P; +0.5m Remainder



Section	Overall	1200m	1000m	800m	600m	400m	200m						
Section Times	1:18.99 [11] (0:09.88)	1:09.11 [1] (0:11.66)	0:57.45 [2] (0:11.36)	0:46.09 [2] (0:11.10)	0:34.99 [3] (0:11.14)	0:23.85 [4] (0:11.44)	0:12.41 [7] (0:12.41)						
Average Speed [km/h]	36.5	61.9	64.0	64.6	64.0	62.6	57.9						
Top Speed [km/h]	61.5	62.9	65.9	65.8	65.3	64.1	61.5						
Avg. Dist. to Rail [m]	9.6	4.9	2.5	1.1	2.7	2.5	0.7						
Avg. Stride Freq. [Hz]	2.3	2.3	2.3	2.3	2.3	2.3	2.3						
Avg. Stride Length [m]	5.0	7.5	7.8	7.9	7.7	7.5	7.1						



- [ ] Ranking at each section and finish
- .-.- No data available at this section
- NA No data available



Horse/Jockey Name	Ten Schilling
Final Rank	12
Fastest Section Time (Section)	0:09.93 (Overall)
Top Speed [km/h] (Section)	65.4 (800m)
Race State	Finished



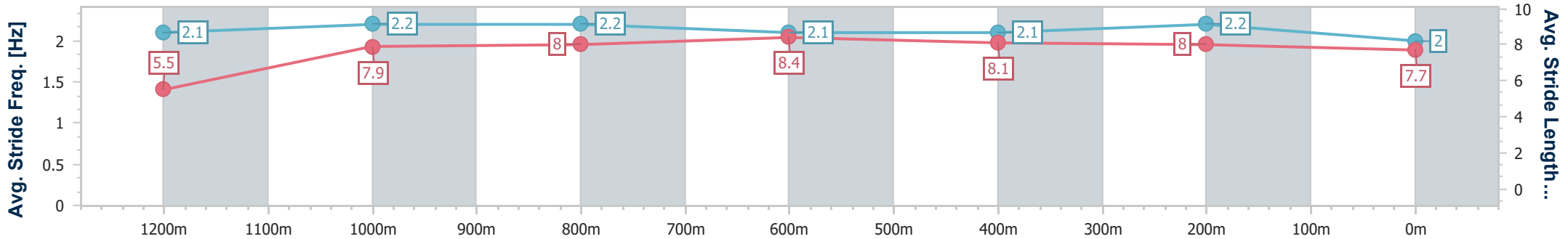
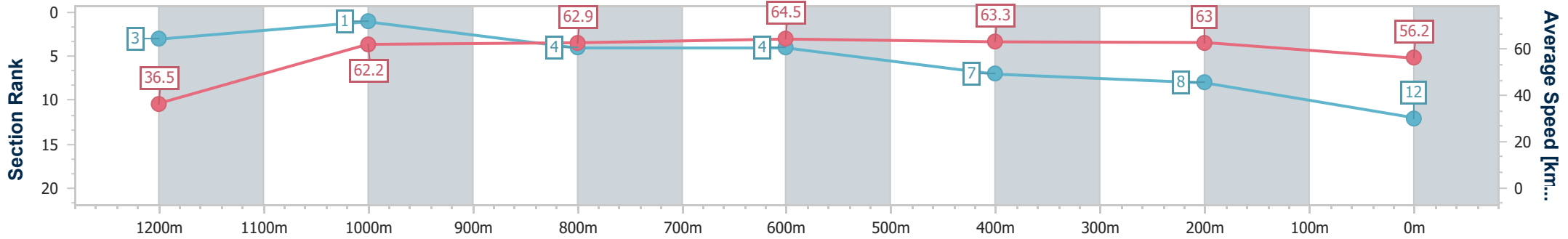
Townsville QLD Professional  
Race 8: LADBROKES RACING CLUB BENCHMARK 65  
Handicap - 1300m

04 April 2024 - 17:03

Track Rating: Soft 5, Weather: Fine, Rail Position: +4.0m 1000m-  
W.P; +0.5m Remainder



Section	Overall	1200m	1000m	800m	600m	400m	200m
Section Times	1:19.43 [12] (0:09.93)	1:09.50 [3] (0:11.58)	0:57.92 [1] (0:11.46)	0:46.46 [4] (0:11.12)	0:35.34 [4] (0:11.19)	0:24.15 [7] (0:11.34)	0:12.81 [8] (0:12.81)
Average Speed [km/h]	36.5	62.2	62.9	64.5	63.3	63.0	56.2
Top Speed [km/h]	62.0	63.1	64.4	65.4	65.0	63.4	61.5
Avg. Dist. to Rail [m]	7.0	1.5	0.8	1.3	3.4	3.5	0.9
Avg. Stride Freq. [Hz]	2.1	2.2	2.2	2.1	2.1	2.2	2.0
Avg. Stride Length [m]	5.5	7.9	8.0	8.4	8.1	8.0	7.7



- [ ] Ranking at each section and finish
- .-.- No data available at this section
- NA No data available