



Mackay QLD Professional

Race 1: LADBROKE IT! BENCHMARK 58 Handicap - 1800m

12 April 2024 - 13:42



MACKAY TURF CLUB
Ooralea Racecourse

Track Rating: Good 4, Weather: Overcast, Rail Position: True

Section	Overall	1600m	1400m	1200m	1000m	800m	600m	Last 600m						
Field Times	1:51.80 (0:13.63)	1:38.17 (0:12.12)	1:26.05 (0:13.05)	1:13.00 (0:12.89)	1:00.11 (0:12.66)	0:47.45 (0:12.03)	0:35.42 (0:11.94)	0:35.42						
Rank	TAB	Horse/Jockey	Barrier	Top Speed [km/h]	Fastest Section								Distance Travelled [m]	
1	1	PHOENIX FLYER Les Tilley	1	65.2 400m	0:11.30 400m	1:51.80 [1] (0:14.11)	1:37.69 [5] (0:12.44)	1:25.25 [6] (0:13.12)	1:12.13 [5] (0:12.80)	0:59.33 [6] (0:12.51)	0:46.82 [6] (0:12.02)	0:34.80 [6] (0:11.74)	0:34.80	
2	2	ROY'S ROAD Ashley Butler	2	64.0 400m	0:11.57 400m	1:51.95 [2] (0:13.95)	1:38.00 [4] (0:12.00)	1:26.00 [2] (0:13.10)	1:12.90 [2] (0:12.86)	1:00.04 [2] (0:12.55)	0:47.49 [2] (0:12.00)	0:35.49 [2] (0:11.86)	0:35.49	-2
3	6	PROSPETTIVA Jackson Murphy	6	63.1 400m	0:11.62 400m	1:52.19 [3] (0:13.90)	1:38.29 [2] (0:12.32)	1:25.97 [3] (0:13.01)	1:12.96 [3] (0:12.86)	1:00.10 [3] (0:12.61)	0:47.49 [3] (0:12.05)	0:35.44 [3] (0:11.84)	0:35.44	-4
4	8	MARSHY Scott Sheargold	8	64.0 400m	0:11.48 400m	1:52.42 [4] (0:14.44)	1:37.98 [7] (0:12.28)	1:25.70 [7] (0:13.24)	1:12.46 [7] (0:12.71)	0:59.75 [7] (0:12.56)	0:47.19 [7] (0:12.02)	0:35.17 [7] (0:11.69)	0:35.17	-4
5	7	SHADOW PROJECT Justin Stanley	7	64.3 400m	0:11.48 400m	1:52.43 [5] (0:14.13)	1:38.30 [6] (0:12.41)	1:25.89 [5] (0:13.13)	1:12.76 [6] (0:12.70)	1:00.06 [4] (0:12.58)	0:47.48 [5] (0:11.99)	0:35.49 [5] (0:11.85)	0:35.49	-7
6	5	ENTERPRISE PHOENIX Adrian Layt	5	64.1 400m	0:11.65 400m	1:52.57 [6] (0:13.95)	1:38.62 [3] (0:12.34)	1:26.28 [4] (0:13.21)	1:13.07 [4] (0:12.87)	1:00.20 [5] (0:12.48)	0:47.72 [4] (0:11.95)	0:35.77 [4] (0:11.92)	0:35.77	+3
7	4	VANA STAR Adam Sewell	4	63.9 400m	0:11.52 400m	1:52.59 [7] (0:13.63)	1:38.96 [1] (0:12.12)	1:26.84 [1] (0:13.05)	1:13.79 [1] (0:12.89)	1:00.90 [1] (0:12.66)	0:48.24 [1] (0:12.03)	0:36.21 [1] (0:11.96)	0:36.21	-4
8	3	FLYING ARION Warwick Satherley	3	62.6 600m	0:11.87 600m	1:53.70 [8] (0:14.57)	1:39.13 [8] (0:12.51)	1:26.62 [8] (0:13.15)	1:13.47 [8] (0:12.67)	1:00.80 [8] (0:12.49)	0:48.31 [8] (0:11.99)	0:36.32 [8] (0:11.87)	0:36.32	+3



Mackay QLD Professional

Race 1: LADBROKE IT! BENCHMARK 58 Handicap - 1800m



MACKAY TURF CLUB
Ooralea Racecourse

12 April 2024 - 13:42

Track Rating: Good 4, Weather: Overcast, Rail Position: True

Section				400m	200m			Last 600m		
Field Times				0:23.48 (0:11.54)	0:11.94 (0:11.94)			0:35.42		
Rank	TAB	Horse/Jockey	Barrier	Top Speed [km/h]	Fastest Section	Margin				Distance Travelled [m]
1	1	PHOENIX FLYER Les Tilley	1	65.2 400m	0:11.30 400m	0:23.06 [5] (0:11.30)	0:11.76 [3] (0:11.76)	1:51.80	0:34.80	
2	2	ROY'S ROAD Ashley Butler	2	64.0 400m	0:11.57 400m	0:23.63 [1] (0:11.57)	0:12.06 [2] (0:12.06)	0.15L	0:35.49	-2
3	6	PROSPETTIVA Jackson Murphy	6	63.1 400m	0:11.62 400m	0:23.60 [3] (0:11.62)	0:11.98 [4] (0:11.98)	0.24L	0:35.44	-4
4	8	MARSHY Scott Sheargold	8	64.0 400m	0:11.48 400m	0:23.48 [7] (0:11.48)	0:12.00 [7] (0:12.00)	0.23L	0:35.17	-4
5	7	SHADOW PROJECT Justin Stanley	7	64.3 400m	0:11.48 400m	0:23.64 [6] (0:11.48)	0:12.16 [5] (0:12.16)	0.01L	0:35.49	-7
6	5	ENTERPRISE PHOENIX Adrian Layt	5	64.1 400m	0:11.65 400m	0:23.85 [4] (0:11.65)	0:12.20 [6] (0:12.20)	0.14L	0:35.77	+3
7	4	VANA STAR Adam Sewell	4	63.9 400m	0:11.52 400m	0:24.25 [2] (0:11.52)	0:12.73 [1] (0:12.73)	0.02L	0:36.21	-4
8	3	FLYING ARION Warwick Satherley	3	62.6 600m	0:11.87 600m	0:24.45 [8] (0:11.87)	0:12.58 [8] (0:12.58)	1.11L	0:36.32	+3



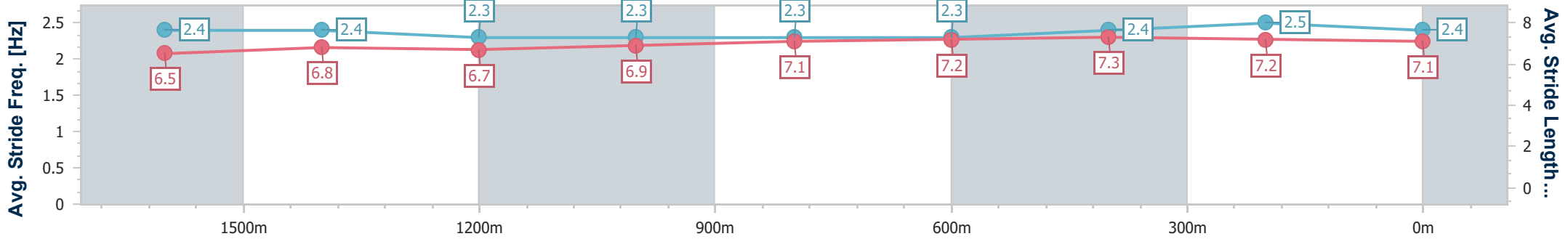
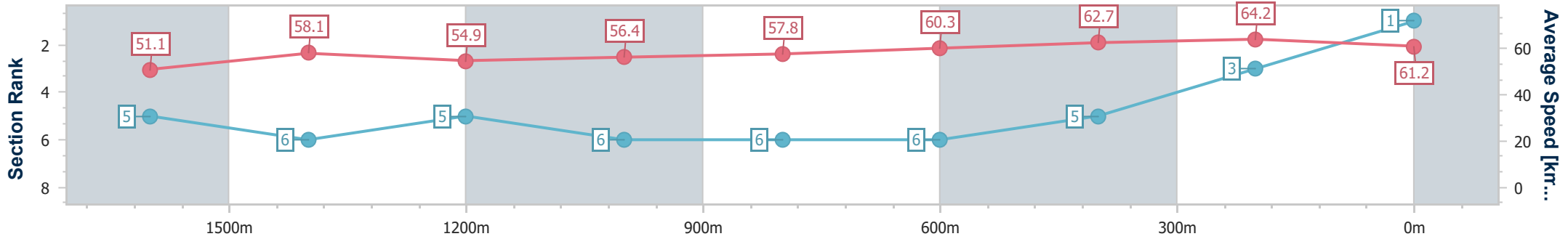
Horse/Jockey Name	Phoenix Flyer
Final Rank	1
Fastest Section Time (Section)	0:11.30 (400m)
Top Speed [km/h] (Section)	65.2 (400m)
Race State	Finished



Mackay QLD Professional
 Race 1: LADBROKE IT! BENCHMARK 58 Handicap - 1800m
 12 April 2024 - 13:42
 Track Rating: Good 4, Weather: Overcast, Rail Position: True



Section	Overall	1600m	1400m	1200m	1000m	800m	600m	400m	200m
Section Times	1:51.80 [1] (0:14.11)	1:37.69 [5] (0:12.44)	1:25.25 [6] (0:13.12)	1:12.13 [5] (0:12.80)	0:59.33 [6] (0:12.51)	0:46.82 [6] (0:12.02)	0:34.80 [6] (0:11.74)	0:23.06 [5] (0:11.30)	0:11.76 [3] (0:11.76)
Average Speed [km/h]	51.1	58.1	54.9	56.4	57.8	60.3	62.7	64.2	61.2
Top Speed [km/h]	61.5	61.1	56.6	57.1	58.6	62.0	64.0	65.2	64.3
Avg. Dist. to Rail [m]	7.3	1.6	0.5	1.0	1.7	2.4	2.8	4.4	4.6
Avg. Stride Freq. [Hz]	2.4	2.4	2.3	2.3	2.3	2.3	2.4	2.5	2.4
Avg. Stride Length [m]	6.5	6.8	6.7	6.9	7.1	7.2	7.3	7.2	7.1



- [] Ranking at each section and finish
- .-.- No data available at this section
- NA No data available



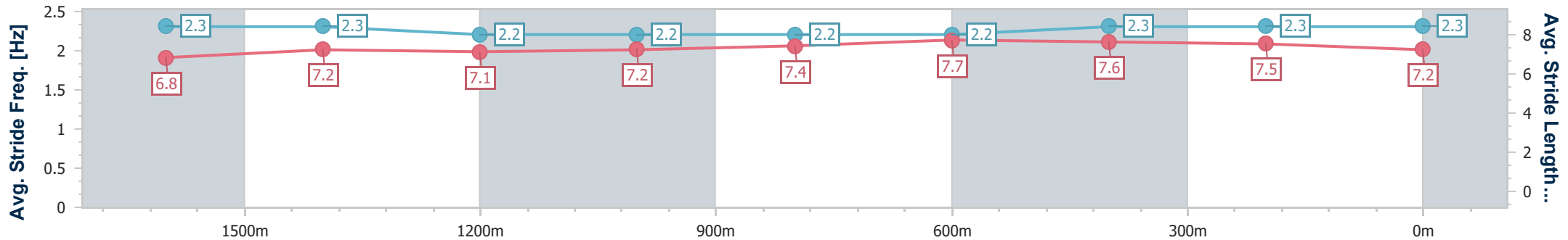
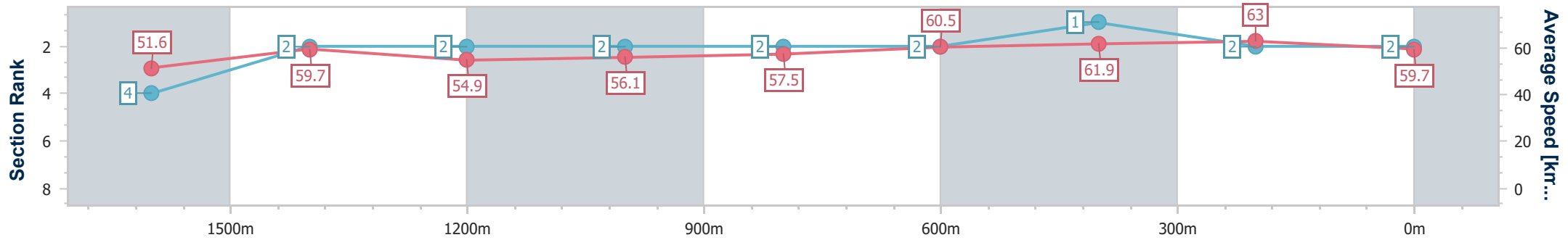
Horse/Jockey Name	Roy's Road
Final Rank	2
Fastest Section Time (Section)	0:11.57 (400m)
Top Speed [km/h] (Section)	64.0 (400m)
Race State	Finished



Mackay QLD Professional
 Race 1: LADBROKE IT! BENCHMARK 58 Handicap - 1800m
 12 April 2024 - 13:42
 Track Rating: Good 4, Weather: Overcast, Rail Position: True



Section	Overall	1600m	1400m	1200m	1000m	800m	600m	400m	200m
Section Times	1:51.95 [2] (0:13.95)	1:38.00 [4] (0:12.00)	1:26.00 [2] (0:13.10)	1:12.90 [2] (0:12.86)	1:00.04 [2] (0:12.55)	0:47.49 [2] (0:12.00)	0:35.49 [2] (0:11.86)	0:23.63 [1] (0:11.57)	0:12.06 [2] (0:12.06)
Average Speed [km/h]	51.6	59.7	54.9	56.1	57.5	60.5	61.9	63.0	59.7
Top Speed [km/h]	61.7	61.4	56.5	56.8	58.4	61.7	63.0	64.0	62.7
Avg. Dist. to Rail [m]	3.5	0.9	0.7	1.1	1.6	2.6	2.6	3.9	3.6
Avg. Stride Freq. [Hz]	2.3	2.3	2.2	2.2	2.2	2.2	2.3	2.3	2.3
Avg. Stride Length [m]	6.8	7.2	7.1	7.2	7.4	7.7	7.6	7.5	7.2



- [] Ranking at each section and finish
- .-.- No data available at this section
- NA No data available



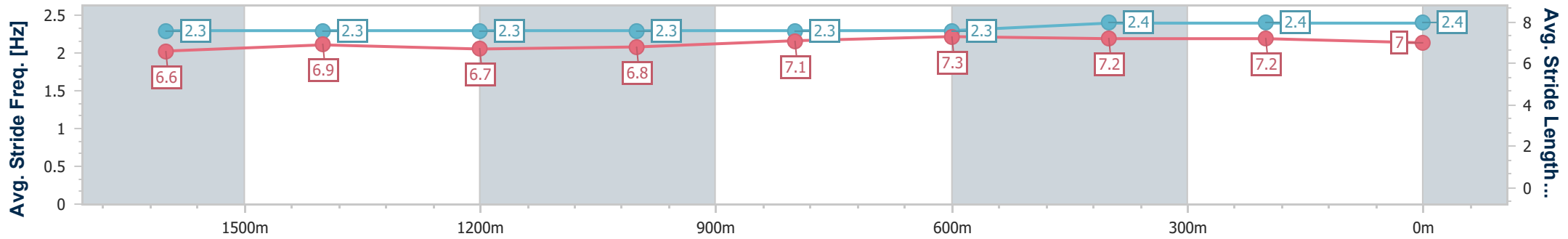
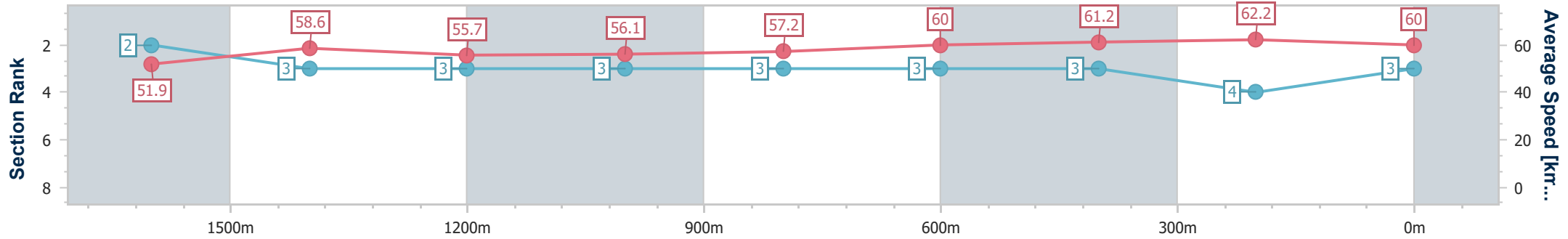
Horse/Jockey Name	Prospettiva
Final Rank	3
Fastest Section Time (Section)	0:11.62 (400m)
Top Speed [km/h] (Section)	63.1 (400m)
Race State	Finished



Mackay QLD Professional
 Race 1: LADBROKE IT! BENCHMARK 58 Handicap - 1800m
 12 April 2024 - 13:42
 Track Rating: Good 4, Weather: Overcast, Rail Position: True



Section	Overall	1600m	1400m	1200m	1000m	800m	600m	400m	200m
Section Times	1:52.19 [3] (0:13.90)	1:38.29 [2] (0:12.32)	1:25.97 [3] (0:13.01)	1:12.96 [3] (0:12.86)	1:00.10 [3] (0:12.61)	0:47.49 [3] (0:12.05)	0:35.44 [3] (0:11.84)	0:23.60 [3] (0:11.62)	0:11.98 [4] (0:11.98)
Average Speed [km/h]	51.9	58.6	55.7	56.1	57.2	60.0	61.2	62.2	60.0
Top Speed [km/h]	60.3	59.9	56.6	56.9	58.0	61.3	62.2	63.1	62.0
Avg. Dist. to Rail [m]	2.3	0.8	1.1	1.3	0.9	0.9	1.1	1.3	2.0
Avg. Stride Freq. [Hz]	2.3	2.3	2.3	2.3	2.3	2.3	2.4	2.4	2.4
Avg. Stride Length [m]	6.6	6.9	6.7	6.8	7.1	7.3	7.2	7.2	7.0



- [] Ranking at each section and finish
- .-.- No data available at this section
- NA No data available



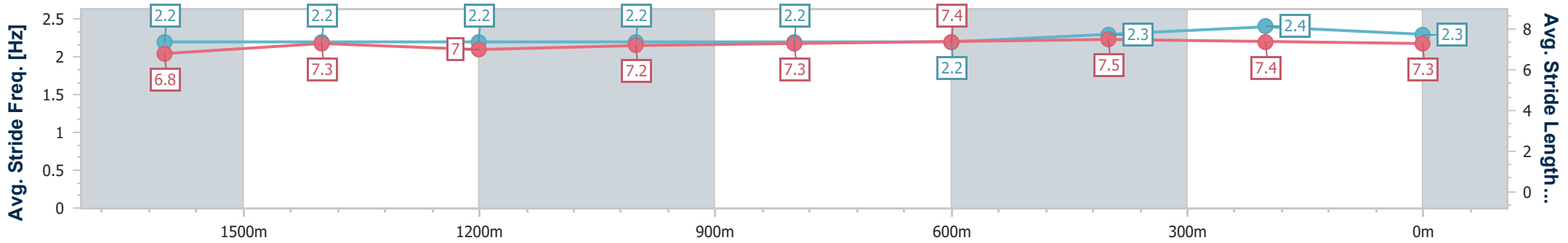
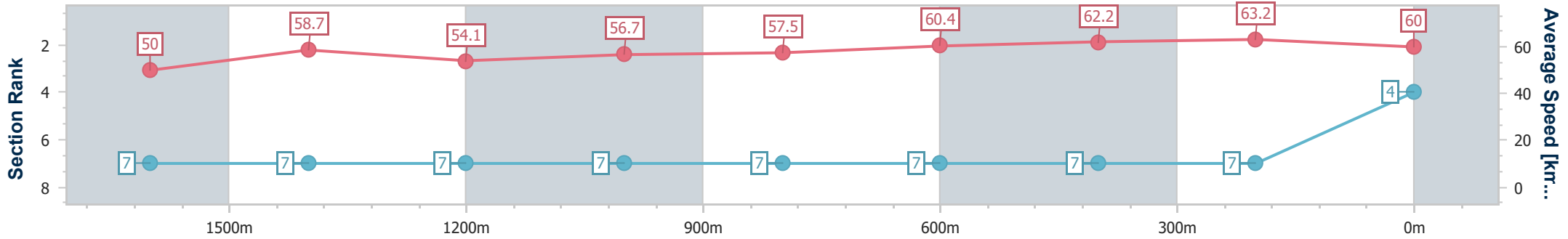
Horse/Jockey Name	Marshy
Final Rank	4
Fastest Section Time (Section)	0:11.48 (400m)
Top Speed [km/h] (Section)	64.0 (400m)
Race State	Finished



Mackay QLD Professional
 Race 1: LADBROKE IT! BENCHMARK 58 Handicap - 1800m
 12 April 2024 - 13:42
 Track Rating: Good 4, Weather: Overcast, Rail Position: True



Section	Overall	1600m	1400m	1200m	1000m	800m	600m	400m	200m
Section Times	1:52.42 [4] (0:14.44)	1:37.98 [7] (0:12.28)	1:25.70 [7] (0:13.24)	1:12.46 [7] (0:12.71)	0:59.75 [7] (0:12.56)	0:47.19 [7] (0:12.02)	0:35.17 [7] (0:11.69)	0:23.48 [7] (0:11.48)	0:12.00 [7] (0:12.00)
Average Speed [km/h]	50.0	58.7	54.1	56.7	57.5	60.4	62.2	63.2	60.0
Top Speed [km/h]	59.8	59.8	56.7	58.2	58.9	63.5	63.8	64.0	62.4
Avg. Dist. to Rail [m]	3.2	0.9	0.5	0.6	1.1	1.6	1.9	2.1	2.7
Avg. Stride Freq. [Hz]	2.2	2.2	2.2	2.2	2.2	2.2	2.3	2.4	2.3
Avg. Stride Length [m]	6.8	7.3	7.0	7.2	7.3	7.4	7.5	7.4	7.3



- [] Ranking at each section and finish
- .-.- No data available at this section
- NA No data available



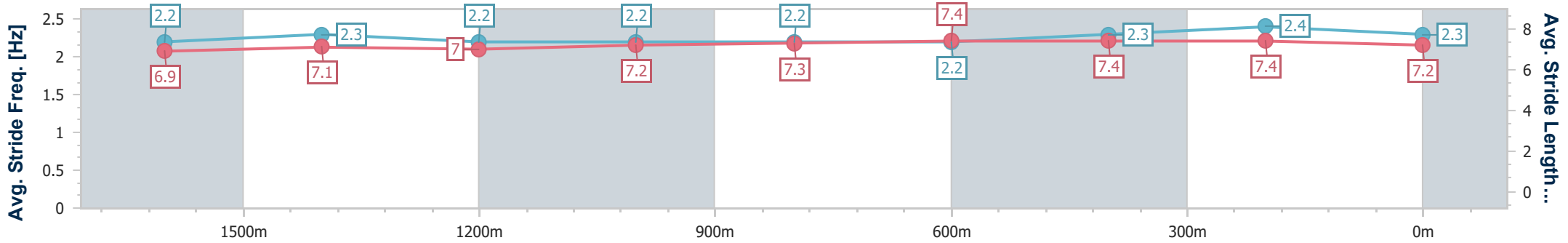
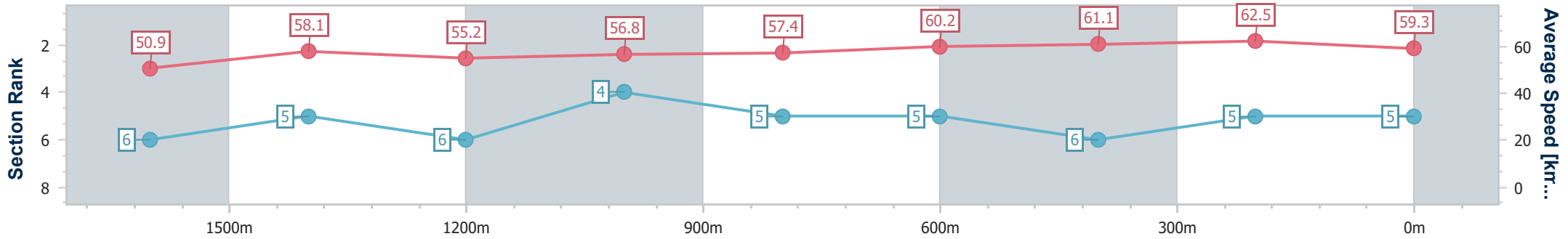
Horse/Jockey Name	Shadow Project
Final Rank	5
Fastest Section Time (Section)	0:11.48 (400m)
Top Speed [km/h] (Section)	64.3 (400m)
Race State	Finished



Mackay QLD Professional
 Race 1: LADBROKE IT! BENCHMARK 58 Handicap - 1800m
 12 April 2024 - 13:42
 Track Rating: Good 4, Weather: Overcast, Rail Position: True



Section	Overall	1600m	1400m	1200m	1000m	800m	600m	400m	200m
Section Times	1:52.43 [5] (0:14.13)	1:38.30 [6] (0:12.41)	1:25.89 [5] (0:13.13)	1:12.76 [6] (0:12.70)	1:00.06 [4] (0:12.58)	0:47.48 [5] (0:11.99)	0:35.49 [5] (0:11.85)	0:23.64 [6] (0:11.48)	0:12.16 [5] (0:12.16)
Average Speed [km/h]	50.9	58.1	55.2	56.8	57.4	60.2	61.1	62.5	59.3
Top Speed [km/h]	60.6	59.9	56.8	57.7	58.2	62.2	62.4	64.3	62.5
Avg. Dist. to Rail [m]	2.9	0.6	1.0	1.1	0.8	1.1	0.6	0.7	1.4
Avg. Stride Freq. [Hz]	2.2	2.3	2.2	2.2	2.2	2.2	2.3	2.4	2.3
Avg. Stride Length [m]	6.9	7.1	7.0	7.2	7.3	7.4	7.4	7.4	7.2



- [] Ranking at each section and finish
- .-.- No data available at this section
- NA No data available



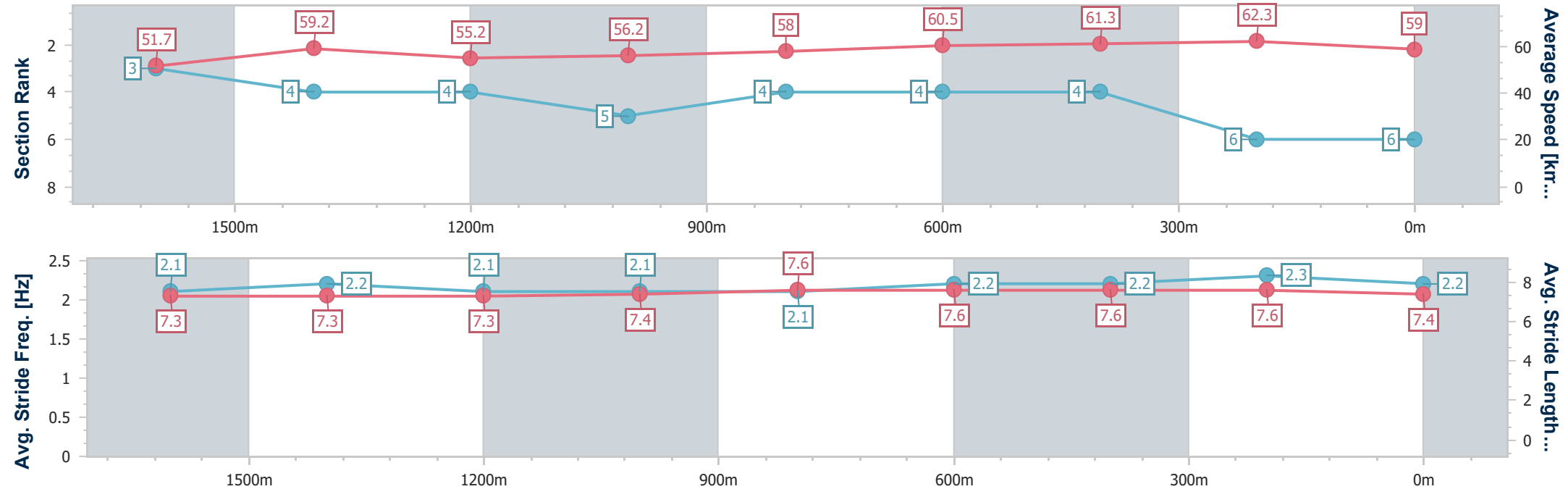
Horse/Jockey Name	Enterprise Phoenix
Final Rank	6
Fastest Section Time (Section)	0:11.65 (400m)
Top Speed [km/h] (Section)	64.1 (400m)
Race State	Finished



Mackay QLD Professional
 Race 1: LADBROKE IT! BENCHMARK 58 Handicap - 1800m
 12 April 2024 - 13:42
 Track Rating: Good 4, Weather: Overcast, Rail Position: True



Section	Overall	1600m	1400m	1200m	1000m	800m	600m	400m	200m
Section Times	1:52.57 [6] (0:13.95)	1:38.62 [3] (0:12.34)	1:26.28 [4] (0:13.21)	1:13.07 [4] (0:12.87)	1:00.20 [5] (0:12.48)	0:47.72 [4] (0:11.95)	0:35.77 [4] (0:11.92)	0:23.85 [4] (0:11.65)	0:12.20 [6] (0:12.20)
Average Speed [km/h]	51.7	59.2	55.2	56.2	58.0	60.5	61.3	62.3	59.0
Top Speed [km/h]	60.9	60.8	57.6	56.9	59.2	61.8	62.5	64.1	61.6
Avg. Dist. to Rail [m]	6.0	2.6	1.9	2.2	2.0	1.8	2.1	3.6	4.9
Avg. Stride Freq. [Hz]	2.1	2.2	2.1	2.1	2.1	2.2	2.2	2.3	2.2
Avg. Stride Length [m]	7.3	7.3	7.3	7.4	7.6	7.6	7.6	7.6	7.4



- [] Ranking at each section and finish
- .-.- No data available at this section
- NA No data available



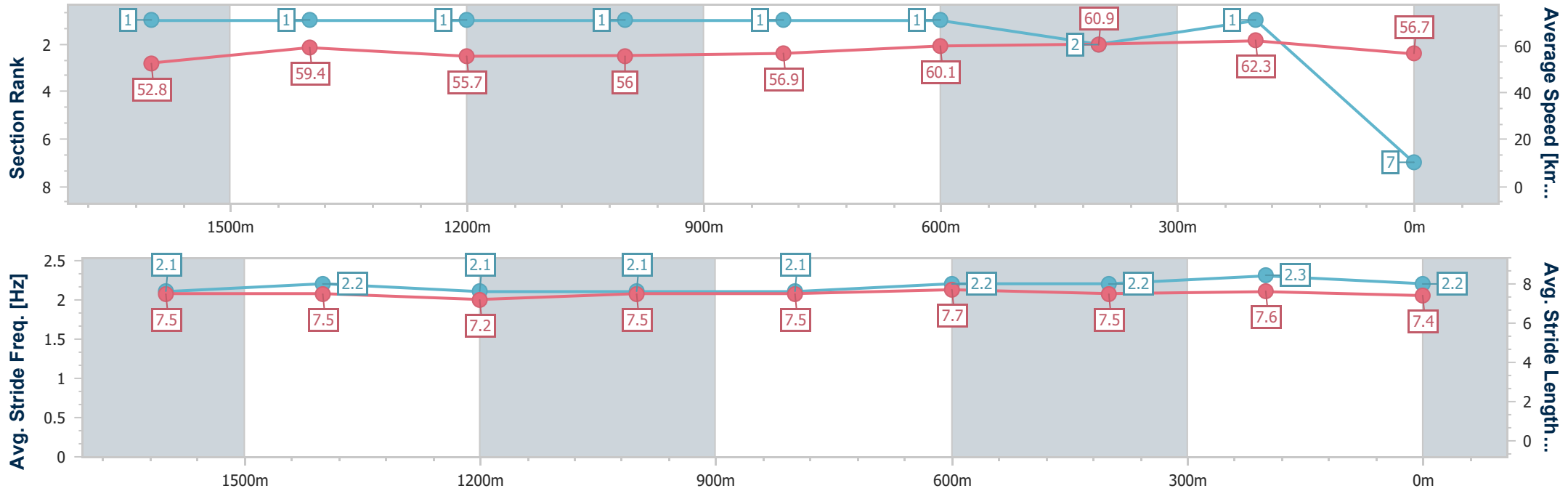
Horse/Jockey Name	Vana Star
Final Rank	7
Fastest Section Time (Section)	0:11.52 (400m)
Top Speed [km/h] (Section)	63.9 (400m)
Race State	Finished



Mackay QLD Professional
 Race 1: LADBROKE IT! BENCHMARK 58 Handicap - 1800m
 12 April 2024 - 13:42
 Track Rating: Good 4, Weather: Overcast, Rail Position: True



Section	Overall	1600m	1400m	1200m	1000m	800m	600m	400m	200m
Section Times	1:52.59 [7] (0:13.63)	1:38.96 [1] (0:12.12)	1:26.84 [1] (0:13.05)	1:13.79 [1] (0:12.89)	1:00.90 [1] (0:12.66)	0:48.24 [1] (0:12.03)	0:36.21 [1] (0:11.96)	0:24.25 [2] (0:11.52)	0:12.73 [1] (0:12.73)
Average Speed [km/h]	52.8	59.4	55.7	56.0	56.9	60.1	60.9	62.3	56.7
Top Speed [km/h]	61.4	61.2	56.8	57.2	58.1	61.4	61.9	63.9	61.4
Avg. Dist. to Rail [m]	3.8	0.8	1.3	1.4	0.8	0.7	1.6	0.5	0.4
Avg. Stride Freq. [Hz]	2.1	2.2	2.1	2.1	2.1	2.2	2.2	2.3	2.2
Avg. Stride Length [m]	7.5	7.5	7.2	7.5	7.5	7.7	7.5	7.6	7.4



- [] Ranking at each section and finish
- .-.- No data available at this section
- NA No data available



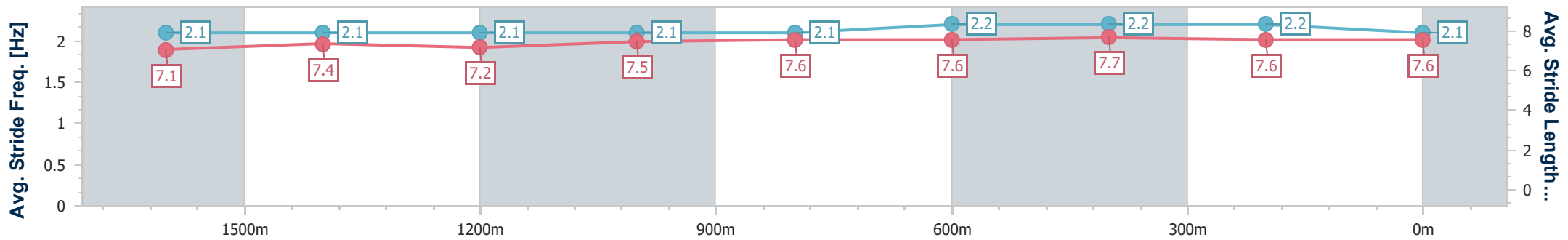
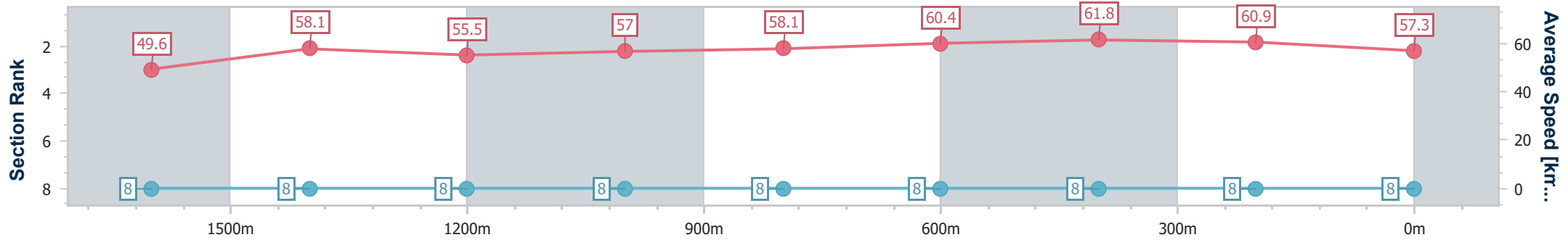
Horse/Jockey Name	Flying Arion
Final Rank	8
Fastest Section Time (Section)	0:11.87 (600m)
Top Speed [km/h] (Section)	62.6 (600m)
Race State	Finished



Mackay QLD Professional
 Race 1: LADBROKE IT! BENCHMARK 58 Handicap - 1800m
 12 April 2024 - 13:42
 Track Rating: Good 4, Weather: Overcast, Rail Position: True



Section	Overall	1600m	1400m	1200m	1000m	800m	600m	400m	200m
Section Times	1:53.70 [8] (0:14.57)	1:39.13 [8] (0:12.51)	1:26.62 [8] (0:13.15)	1:13.47 [8] (0:12.67)	1:00.80 [8] (0:12.49)	0:48.31 [8] (0:11.99)	0:36.32 [8] (0:11.87)	0:24.45 [8] (0:11.87)	0:12.58 [8] (0:12.58)
Average Speed [km/h]	49.6	58.1	55.5	57.0	58.1	60.4	61.8	60.9	57.3
Top Speed [km/h]	58.2	59.0	57.5	57.8	59.5	62.5	62.6	61.5	60.3
Avg. Dist. to Rail [m]	6.5	1.7	2.0	2.3	2.4	2.0	2.4	3.2	4.2
Avg. Stride Freq. [Hz]	2.1	2.1	2.1	2.1	2.1	2.2	2.2	2.2	2.1
Avg. Stride Length [m]	7.1	7.4	7.2	7.5	7.6	7.6	7.7	7.6	7.6



- [] Ranking at each section and finish
- .-.- No data available at this section
- NA No data available



Mackay QLD Professional

Race 2: JENNMAR AUSTRALIA QTIS Three-Year-Old Class 2 Handicap - 1100m

12 April 2024 - 14:24



MACKAY TURF CLUB
Ooralea Racecourse

Track Rating: Good 4, Weather: Overcast, Rail Position: True

Section														
Field Times	Overall	1000m	800m	600m	400m	200m	Last 600m							
	1:03.86 (0:07.55)	0:56.31 (0:10.64)	0:45.67 (0:10.81)	0:34.86 (0:11.49)	0:23.37 (0:11.35)	0:12.02 (0:12.02)	0:34.86							
Rank	TAB	Horse/Jockey	Barrier	Top Speed [km/h]	Fastest Section							Margin	Distance Travelled [m]	
1	1	SHADOWEN Ryan Wiggins	1	70.7 1000m	0:07.82 Overall	1:03.86 [1] (0:07.82)	0:56.04 [4] (0:10.73)	0:45.31 [3] (0:10.97)	0:34.34 [3] (0:11.33)	0:23.01 [3] (0:11.03)	0:11.98 [2] (0:11.98)	1:03.86	0:34.34	
2	2	PAPASITO Ashley Butler	2	70.1 1000m	0:07.67 Overall	1:03.92 [2] (0:07.67)	0:56.25 [2] (0:10.52)	0:45.73 [1] (0:10.81)	0:34.92 [1] (0:11.49)	0:23.43 [1] (0:11.42)	0:12.01 [3] (0:12.01)	0.06L	0:34.92	-3
3	4	SWEET KISSES Jackson Murphy	4	67.9 800m	0:07.55 Overall	1:03.95 [3] (0:07.55)	0:56.40 [1] (0:10.91)	0:45.49 [2] (0:10.97)	0:34.52 [2] (0:11.22)	0:23.30 [2] (0:11.19)	0:12.11 [1] (0:12.11)	0.03L	0:34.52	-4
4	6	THE BLONDE GODDESS Warwick Satherley	6	69.6 1000m	0:07.79 Overall	1:04.03 [4] (0:07.79)	0:56.24 [3] (0:10.86)	0:45.38 [4] (0:11.04)	0:34.34 [4] (0:11.28)	0:23.06 [4] (0:11.24)	0:11.82 [4] (0:11.82)	0.08L	0:34.34	-4
5	3	ISHOTTHEDEPUTY Emma Bell	3	68.9 1000m	0:07.90 Overall	1:04.15 [5] (0:07.90)	0:56.25 [5] (0:10.91)	0:45.34 [5] (0:11.06)	0:34.28 [5] (0:11.32)	0:22.96 [5] (0:11.31)	0:11.65 [6] (0:11.65)	0.12L	0:34.28	-3
6	5	YELLOWSTONE BETH Adrian Layt	5	69.0 1000m	0:08.46 Overall	1:04.19 [6] (0:08.46)	0:55.73 [8] (0:10.83)	0:44.90 [8] (0:10.96)	0:33.94 [8] (0:11.22)	0:22.72 [8] (0:11.16)	0:11.56 [7] (0:11.56)	0.04L	0:33.94	-3
7	7	CHUCKA DUMMY Adam Sewell	7	69.9 1000m	0:08.13 Overall	1:04.30 [7] (0:08.13)	0:56.17 [7] (0:10.78)	0:45.39 [6] (0:11.07)	0:34.32 [7] (0:11.30)	0:23.02 [6] (0:11.08)	0:11.94 [5] (0:11.94)	0.11L	0:34.32	-1
8	8	WELL RESTED Chris Whiteley	8	68.9 1000m	0:08.00 Overall	1:05.33 [8] (0:08.00)	0:57.33 [6] (0:11.01)	0:46.32 [7] (0:10.91)	0:35.41 [6] (0:11.46)	0:23.95 [7] (0:11.61)	0:12.34 [8] (0:12.34)	1.03L	0:35.41	+1

Scratched: Grovers Prediction (#9)

[] Ranking at each section and finish
 -:-:- No data available at this section
 NA No data available

SCN Saddle cloth number
 DNF Did not finish
 DNT Did not track



Horse/Jockey Name	Shadowen
Final Rank	1
Fastest Section Time (Section)	0:07.82 (Overall)
Top Speed [km/h] (Section)	70.7 (1000m)
Race State	Finished

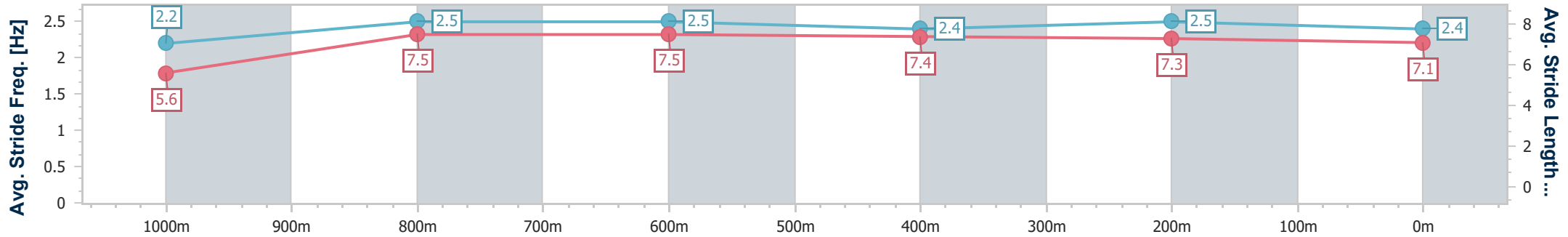
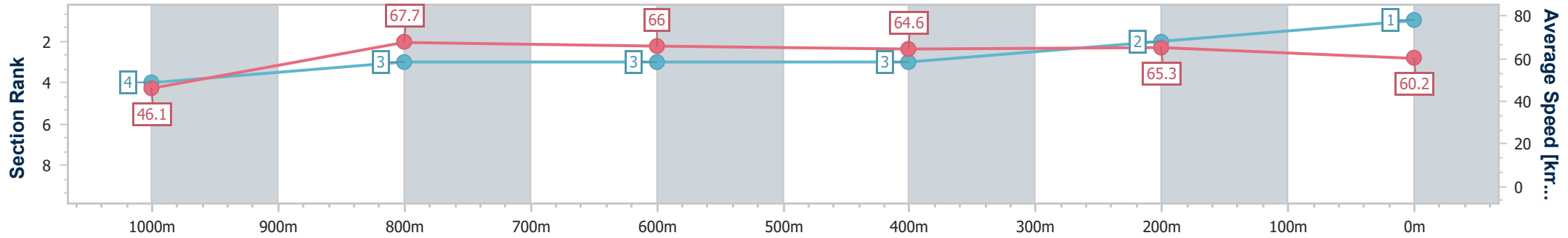


Mackay QLD Professional
 Race 2: JENNMAR AUSTRALIA QTIS Three-Year-Old Class 2
 Handicap - 1100m
 12 April 2024 - 14:24



Track Rating: Good 4, Weather: Overcast, Rail Position: True

Section	Overall	1000m	800m	600m	400m	200m
Section Times	1:03.86 [1] (0:07.82)	0:56.04 [4] (0:10.73)	0:45.31 [3] (0:10.97)	0:34.34 [3] (0:11.33)	0:23.01 [3] (0:11.03)	0:11.98 [2] (0:11.98)
Average Speed [km/h]	46.1	67.7	66.0	64.6	65.3	60.2
Top Speed [km/h]	64.3	70.7	67.3	65.8	66.3	65.2
Avg. Dist. to Rail [m]	4.6	2.1	2.3	2.0	3.3	2.8
Avg. Stride Freq. [Hz]	2.2	2.5	2.5	2.4	2.5	2.4
Avg. Stride Length [m]	5.6	7.5	7.5	7.4	7.3	7.1



- [] Ranking at each section and finish
- .-.- No data available at this section
- NA No data available



Horse/Jockey Name	Papasito
Final Rank	2
Fastest Section Time (Section)	0:07.67 (Overall)
Top Speed [km/h] (Section)	70.1 (1000m)
Race State	Finished

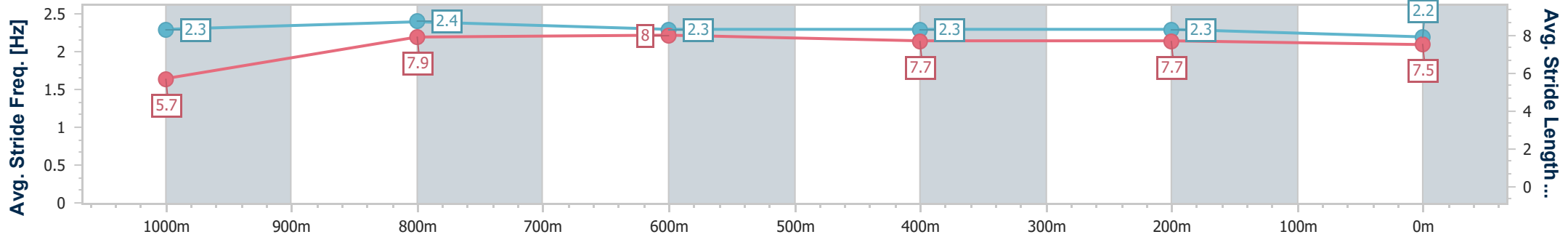
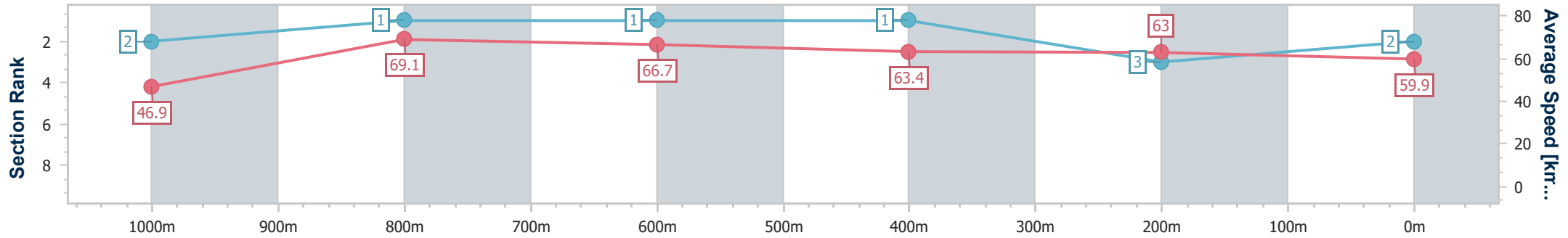


Mackay QLD Professional
 Race 2: JENNMAR AUSTRALIA QTIS Three-Year-Old Class 2
 Handicap - 1100m
 12 April 2024 - 14:24



Track Rating: Good 4, Weather: Overcast, Rail Position: True

Section	Overall	1000m	800m	600m	400m	200m
Section Times	1:03.92 [2] (0:07.67)	0:56.25 [2] (0:10.52)	0:45.73 [1] (0:10.81)	0:34.92 [1] (0:11.49)	0:23.43 [1] (0:11.42)	0:12.01 [3] (0:12.01)
Average Speed [km/h]	46.9	69.1	66.7	63.4	63.0	59.9
Top Speed [km/h]	67.2	70.1	68.7	64.3	63.5	63.0
Avg. Dist. to Rail [m]	3.2	2.4	0.7	1.5	0.6	0.6
Avg. Stride Freq. [Hz]	2.3	2.4	2.3	2.3	2.3	2.2
Avg. Stride Length [m]	5.7	7.9	8.0	7.7	7.7	7.5



- [] Ranking at each section and finish
- .-.- No data available at this section
- NA No data available



Horse/Jockey Name	Sweet Kisses
Final Rank	3
Fastest Section Time (Section)	0:07.55 (Overall)
Top Speed [km/h] (Section)	67.9 (800m)
Race State	Finished

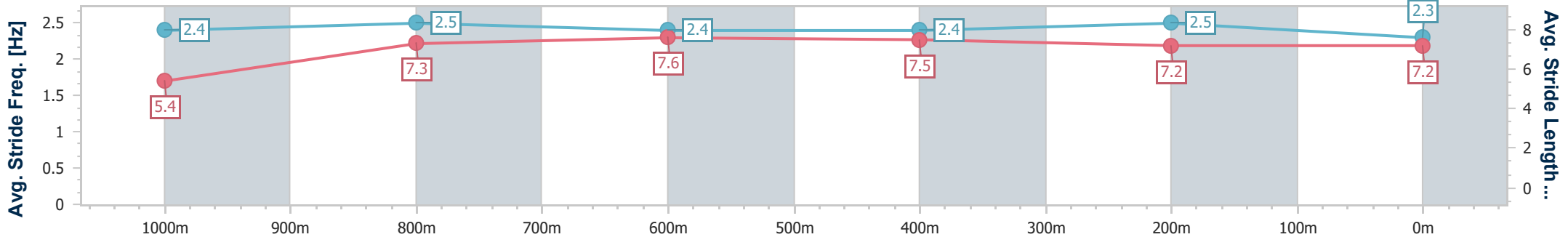
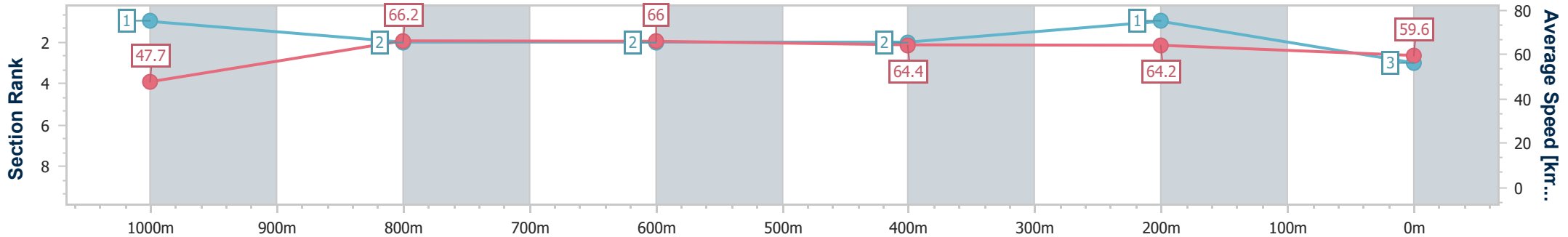


Mackay QLD Professional
 Race 2: JENNMAR AUSTRALIA QTIS Three-Year-Old Class 2
 Handicap - 1100m
 12 April 2024 - 14:24



Track Rating: Good 4, Weather: Overcast, Rail Position: True

Section	Overall	1000m	800m	600m	400m	200m
Section Times	1:03.95 [3] (0:07.55)	0:56.40 [1] (0:10.91)	0:45.49 [2] (0:10.97)	0:34.52 [2] (0:11.22)	0:23.30 [2] (0:11.19)	0:12.11 [1] (0:12.11)
Average Speed [km/h]	47.7	66.2	66.0	64.4	64.2	59.6
Top Speed [km/h]	64.1	67.8	67.9	65.5	66.4	63.4
Avg. Dist. to Rail [m]	2.6	1.0	1.6	0.6	2.2	2.2
Avg. Stride Freq. [Hz]	2.4	2.5	2.4	2.4	2.5	2.3
Avg. Stride Length [m]	5.4	7.3	7.6	7.5	7.2	7.2



- [] Ranking at each section and finish
- .-.- No data available at this section
- NA No data available



Horse/Jockey Name	The Blonde Goddess
Final Rank	4
Fastest Section Time (Section)	0:07.79 (Overall)
Top Speed [km/h] (Section)	69.6 (1000m)
Race State	Finished

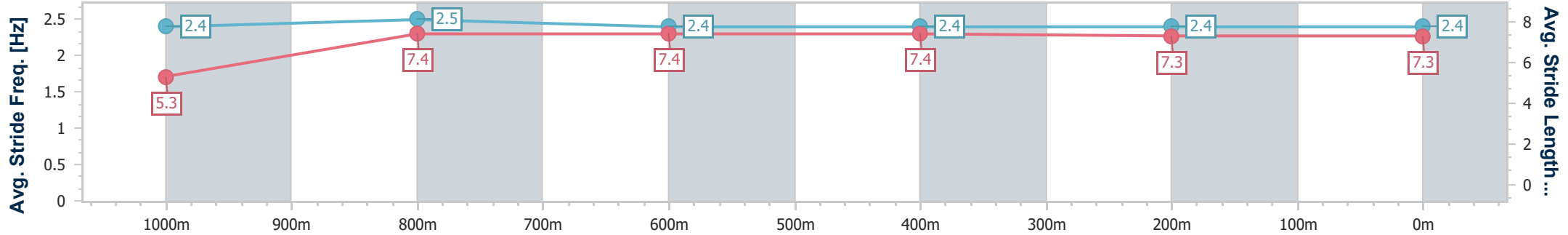
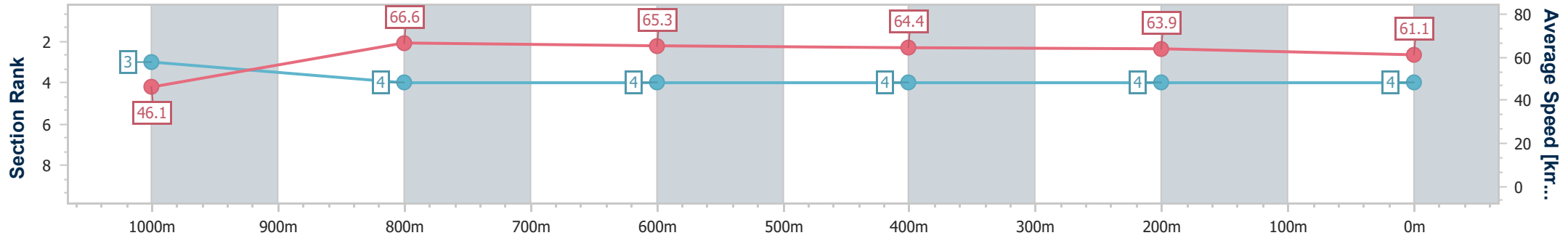


Mackay QLD Professional
 Race 2: JENNMAR AUSTRALIA QTIS Three-Year-Old Class 2
 Handicap - 1100m
 12 April 2024 - 14:24



Track Rating: Good 4, Weather: Overcast, Rail Position: True

Section	Overall	1000m	800m	600m	400m	200m
Section Times	1:04.03 [4] (0:07.79)	0:56.24 [3] (0:10.86)	0:45.38 [4] (0:11.04)	0:34.34 [4] (0:11.28)	0:23.06 [4] (0:11.24)	0:11.82 [4] (0:11.82)
Average Speed [km/h]	46.1	66.6	65.3	64.4	63.9	61.1
Top Speed [km/h]	63.4	69.6	66.5	65.6	64.7	63.8
Avg. Dist. to Rail [m]	4.5	0.9	1.1	0.9	1.5	3.1
Avg. Stride Freq. [Hz]	2.4	2.5	2.4	2.4	2.4	2.4
Avg. Stride Length [m]	5.3	7.4	7.4	7.4	7.3	7.3



- [] Ranking at each section and finish
- .-.- No data available at this section
- NA No data available



Horse/Jockey Name	Ishotthedeputy
Final Rank	5
Fastest Section Time (Section)	0:07.90 (Overall)
Top Speed [km/h] (Section)	68.9 (1000m)
Race State	Finished

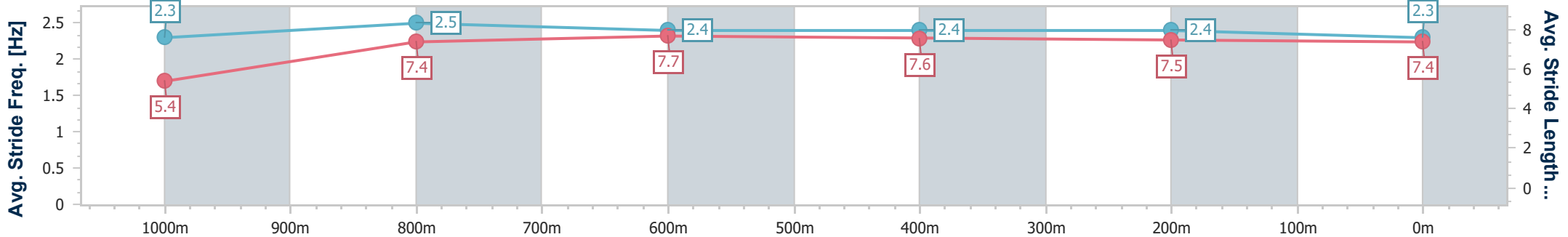
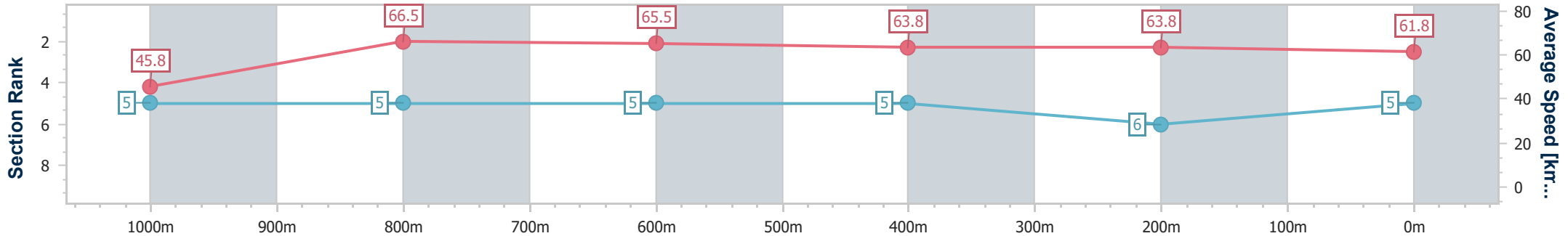


Mackay QLD Professional
 Race 2: JENNMAR AUSTRALIA QTIS Three-Year-Old Class 2
 Handicap - 1100m
 12 April 2024 - 14:24



Track Rating: Good 4, Weather: Overcast, Rail Position: True

Section	Overall	1000m	800m	600m	400m	200m
Section Times	1:04.15 [5] (0:07.90)	0:56.25 [5] (0:10.91)	0:45.34 [5] (0:11.06)	0:34.28 [5] (0:11.32)	0:22.96 [5] (0:11.31)	0:11.65 [6] (0:11.65)
Average Speed [km/h]	45.8	66.5	65.5	63.8	63.8	61.8
Top Speed [km/h]	62.7	68.9	67.1	65.9	65.0	63.5
Avg. Dist. to Rail [m]	7.9	3.0	1.7	0.7	2.9	4.7
Avg. Stride Freq. [Hz]	2.3	2.5	2.4	2.4	2.4	2.3
Avg. Stride Length [m]	5.4	7.4	7.7	7.6	7.5	7.4



- [] Ranking at each section and finish
- .-.- No data available at this section
- NA No data available



Horse/Jockey Name	Yellowstone Beth
Final Rank	6
Fastest Section Time (Section)	0:08.46 (Overall)
Top Speed [km/h] (Section)	69.0 (1000m)
Race State	Finished

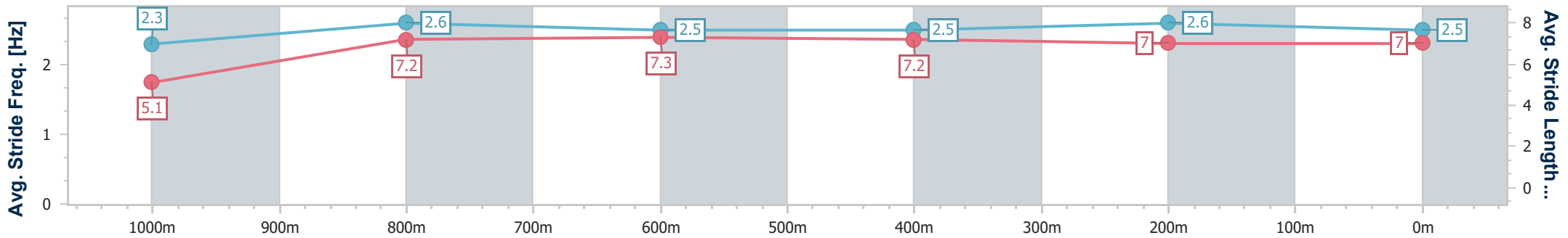
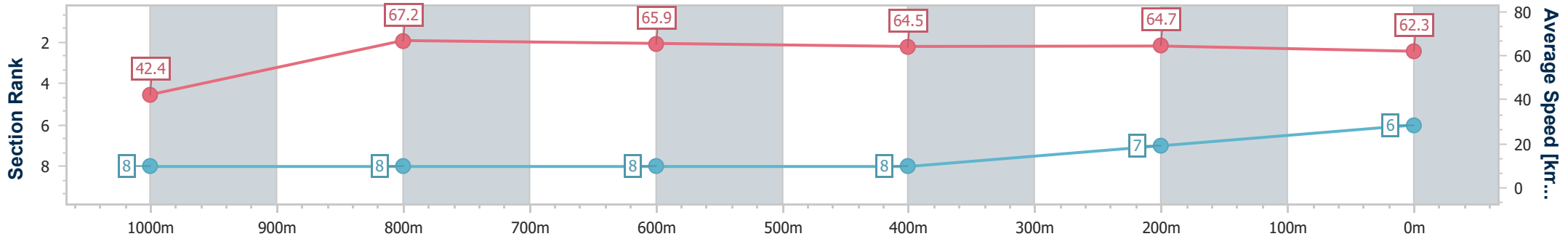


Mackay QLD Professional
 Race 2: JENNMAR AUSTRALIA QTIS Three-Year-Old Class 2
 Handicap - 1100m
 12 April 2024 - 14:24



Track Rating: Good 4, Weather: Overcast, Rail Position: True

Section	Overall	1000m	800m	600m	400m	200m
Section Times	1:04.19 [6] (0:08.46)	0:55.73 [8] (0:10.83)	0:44.90 [8] (0:10.96)	0:33.94 [8] (0:11.22)	0:22.72 [8] (0:11.16)	0:11.56 [7] (0:11.56)
Average Speed [km/h]	42.4	67.2	65.9	64.5	64.7	62.3
Top Speed [km/h]	61.6	69.0	67.6	65.7	65.6	64.7
Avg. Dist. to Rail [m]	6.4	2.3	1.9	0.6	4.6	7.5
Avg. Stride Freq. [Hz]	2.3	2.6	2.5	2.5	2.6	2.5
Avg. Stride Length [m]	5.1	7.2	7.3	7.2	7.0	7.0



- [] Ranking at each section and finish
- .-.- No data available at this section
- NA No data available



Horse/Jockey Name	Chucka Dummy
Final Rank	7
Fastest Section Time (Section)	0:08.13 (Overall)
Top Speed [km/h] (Section)	69.9 (1000m)
Race State	Finished



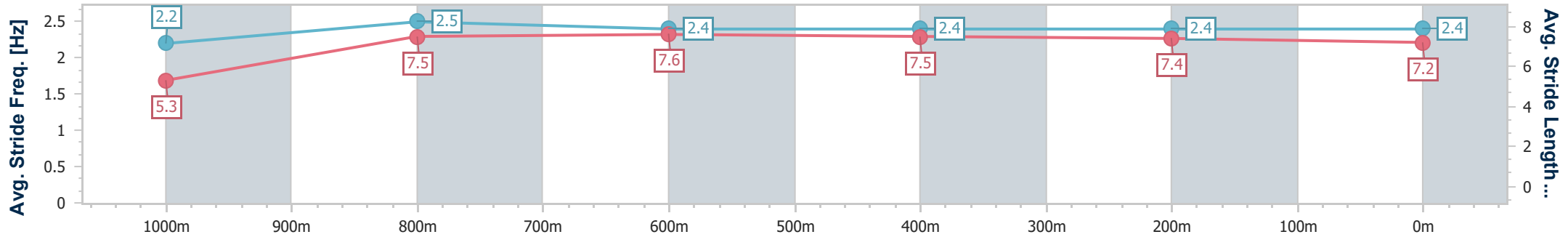
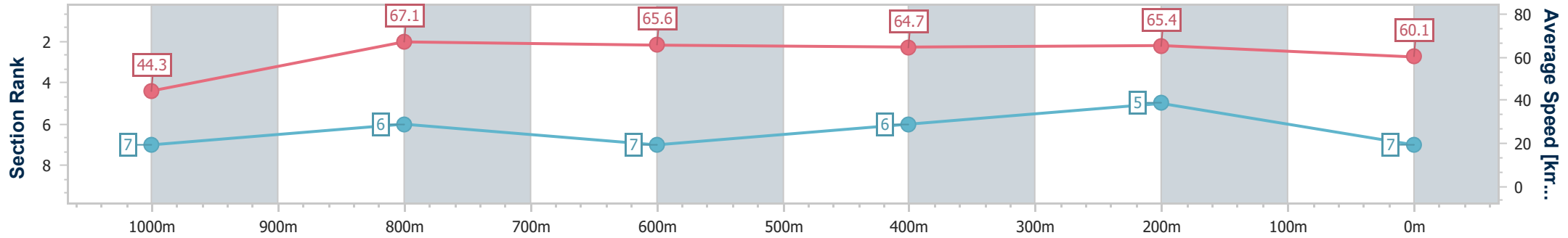
Mackay QLD Professional
Race 2: JENNMAR AUSTRALIA QTIS Three-Year-Old Class 2
Handicap - 1100m



12 April 2024 - 14:24

Track Rating: Good 4, Weather: Overcast, Rail Position: True

Section	Overall	1000m	800m	600m	400m	200m
Section Times	1:04.30 [7] (0:08.13)	0:56.17 [7] (0:10.78)	0:45.39 [6] (0:11.07)	0:34.32 [7] (0:11.30)	0:23.02 [6] (0:11.08)	0:11.94 [5] (0:11.94)
Average Speed [km/h]	44.3	67.1	65.6	64.7	65.4	60.1
Top Speed [km/h]	62.7	69.9	67.0	66.0	66.1	63.8
Avg. Dist. to Rail [m]	6.6	2.1	3.0	1.7	3.5	4.8
Avg. Stride Freq. [Hz]	2.2	2.5	2.4	2.4	2.4	2.4
Avg. Stride Length [m]	5.3	7.5	7.6	7.5	7.4	7.2



- [] Ranking at each section and finish
- .-.- No data available at this section
- NA No data available



Horse/Jockey Name	Well Rested
Final Rank	8
Fastest Section Time (Section)	0:08.00 (Overall)
Top Speed [km/h] (Section)	68.9 (1000m)
Race State	Finished

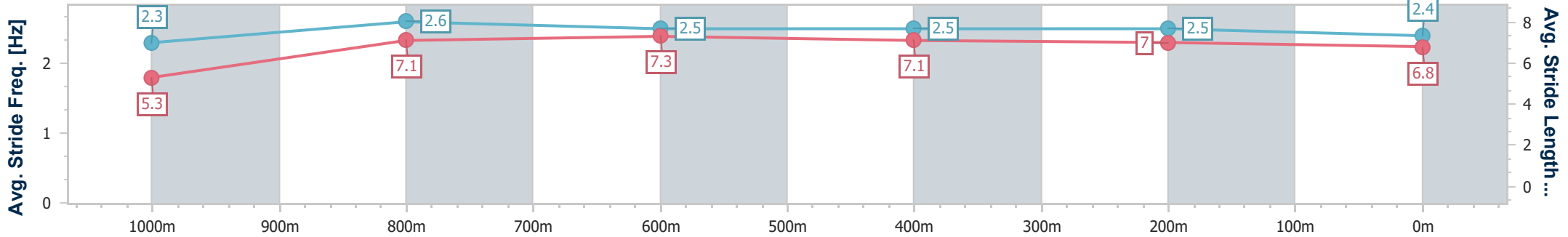
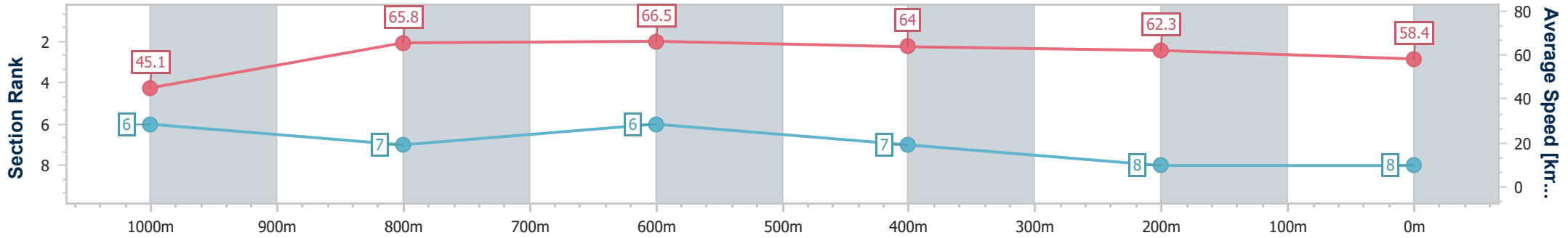


Mackay QLD Professional
 Race 2: JENNMAR AUSTRALIA QTIS Three-Year-Old Class 2
 Handicap - 1100m
 12 April 2024 - 14:24



Track Rating: Good 4, Weather: Overcast, Rail Position: True

Section	Overall	1000m	800m	600m	400m	200m
Section Times	1:05.33 [8] (0:08.00)	0:57.33 [6] (0:11.01)	0:46.32 [7] (0:10.91)	0:35.41 [6] (0:11.46)	0:23.95 [7] (0:11.61)	0:12.34 [8] (0:12.34)
Average Speed [km/h]	45.1	65.8	66.5	64.0	62.3	58.4
Top Speed [km/h]	61.0	68.9	68.9	64.4	63.6	61.8
Avg. Dist. to Rail [m]	9.1	3.0	2.6	2.1	4.6	3.8
Avg. Stride Freq. [Hz]	2.3	2.6	2.5	2.5	2.5	2.4
Avg. Stride Length [m]	5.3	7.1	7.3	7.1	7.0	6.8



- [] Ranking at each section and finish
- .-.- No data available at this section
- NA No data available

Mackay QLD Professional

Race 3: TIGERS OLD BOYS QTIS Maiden Plate - 1300m



MACKAY TURF CLUB
Ooralea Racecourse

12 April 2024 - 15:00

Track Rating: Good 4, Weather: Overcast, Rail Position: True

Section												Last 600m	
Field Times		Overall	1200m	1000m	800m	600m	400m						0:36.23
		1:18.20 (0:07.87)	1:10.33 (0:11.06)	0:59.27 (0:11.21)	0:48.06 (0:11.83)	0:36.23 (0:11.81)	0:24.42 (0:11.88)						
Rank	TAB	Horse/Jockey	Barrier	Top Speed [km/h]	Fastest Section							Distance Travelled [m]	
1	3	MASONRY MAN Ryan Wiggins	3	67.1 1200m	0:07.99 Overall	1:18.20 [1] (0:07.99)	1:10.21 [2] (0:10.98)	0:59.23 [2] (0:11.21)	0:48.02 [2] (0:11.83)	0:36.19 [2] (0:11.77)	0:24.42 [1] (0:11.88)	0:36.19	
2	4	MASTER RICH Justin Stanley	4	65.1 1000m	0:08.39 Overall	1:18.24 [2] (0:08.39)	1:09.85 [8] (0:11.25)	0:58.60 [8] (0:11.23)	0:47.37 [7] (0:11.79)	0:35.58 [7] (0:11.94)	0:23.64 [6] (0:11.65)	0:35.58	-3
3	12	ONLY ONE LOOK Adrian Layt	12	67.1 1200m	0:08.08 Overall	1:18.36 [3] (0:08.08)	1:10.28 [6] (0:11.23)	0:59.05 [5] (0:11.38)	0:47.67 [5] (0:11.91)	0:35.76 [6] (0:11.83)	0:23.93 [4] (0:11.73)	0:35.76	+6
4	9	FAIRYBOWER FLYER Melea Castle	9	66.0 1000m	0:08.40 Overall	1:18.59 [4] (0:08.40)	1:10.19 [9] (0:11.28)	0:58.91 [9] (0:11.20)	0:47.71 [8] (0:11.88)	0:35.83 [8] (0:12.06)	0:23.77 [8] (0:11.84)	0:35.83	+3
5	8	JERIDAH McKenzie Apel	8	65.1 1200m	0:08.47 Overall	1:19.11 [5] (0:08.47)	1:10.64 [10] (0:11.40)	0:59.24 [11] (0:11.22)	0:48.02 [10] (0:11.94)	0:36.08 [11] (0:11.88)	0:24.20 [9] (0:11.59)	0:36.08	+0
6	10	GOGGLEBOX Chris Whiteley	10	65.3 1000m	0:08.03 Overall	1:19.13 [6] (0:08.03)	1:11.10 [4] (0:11.27)	0:59.83 [4] (0:11.38)	0:48.45 [4] (0:11.79)	0:36.66 [4] (0:11.98)	0:24.68 [5] (0:11.90)	0:36.66	-6
7	11	KAISA Scott Sheargold	11	66.6 1000m	0:08.66 Overall	1:19.18 [7] (0:08.66)	1:10.52 [12] (0:11.26)	0:59.26 [12] (0:11.23)	0:48.03 [11] (0:11.84)	0:36.19 [10] (0:12.00)	0:24.19 [10] (0:11.69)	0:36.19	+3
8	6	SMOKIN' RUBI Gabrielle Semmens	6	67.5 1200m	0:08.02 Overall	1:19.27 [8] (0:08.02)	1:11.25 [3] (0:11.13)	1:00.12 [3] (0:11.35)	0:48.77 [3] (0:11.81)	0:36.96 [3] (0:12.10)	0:24.86 [3] (0:12.16)	0:36.96	+1
9	5	PRIDE OF THE BIG FISH Jackson Murphy	5	66.7 1200m	0:07.87 Overall	1:19.69 [9] (0:07.87)	1:11.82 [1] (0:11.06)	1:00.76 [1] (0:11.21)	0:49.55 [1] (0:11.83)	0:37.72 [1] (0:12.07)	0:25.65 [2] (0:12.40)	0:37.72	-3
10	1	FRESH START Tasha Chambers	1	66.9 1000m	0:08.55 Overall	1:19.90 [10] (0:08.55)	1:11.35 [11] (0:11.28)	1:00.07 [10] (0:11.38)	0:48.69 [12] (0:11.84)	0:36.85 [12] (0:11.95)	0:24.90 [11] (0:12.23)	0:36.85	+8



Mackay QLD Professional

Race 3: TIGERS OLD BOYS QTIS Maiden Plate - 1300m

12 April 2024 - 15:00



MACKAY TURF CLUB
Ooralea Racecourse

Track Rating: Good 4, Weather: Overcast, Rail Position: True

Section	Overall	1200m	1000m	800m	600m	400m	Last 600m
Field Times	1:18.20 (0:07.87)	1:10.33 (0:11.06)	0:59.27 (0:11.21)	0:48.06 (0:11.83)	0:36.23 (0:11.81)	0:24.42 (0:11.88)	0:36.23

Rank	TAB	Horse/Jockey	Barrier	Top Speed [km/h]	Fastest Section	Overall	1200m	1000m	800m	600m	400m	Last 600m	Distance Travelled [m]
11	7	ALL POWERED UP Emma Bell	7	66.3 1200m	0:08.06 Overall	1:19.91 [11] (0:08.06)	1:11.85 [5] (0:11.39)	1:00.46 [6] (0:11.38)	0:49.08 [6] (0:11.72)	0:37.36 [5] (0:12.23)	0:25.13 [7] (0:12.39)	0:37.36	+7
12	2	KANGALOON Adam Sewell	2	65.3 1200m	0:08.15 Overall	1:20.14 [12] (0:08.15)	1:11.99 [7] (0:11.41)	1:00.58 [7] (0:11.42)	0:49.16 [9] (0:11.84)	0:37.32 [9] (0:12.24)	0:25.08 [12] (0:12.20)	0:37.32	+3

[] Ranking at each section and finish
 -:-:-:- No data available at this section
 NA No data available

SCN Saddle cloth number
 DNF Did not finish
 DNT Did not track



Mackay QLD Professional

Race 3: TIGERS OLD BOYS QTIS Maiden Plate - 1300m

12 April 2024 - 15:00



Track Rating: Good 4, Weather: Overcast, Rail Position: True

Section				200m				Last 600m	
Field Times				0:12.54 (0:12.54)				0:36.23	
Rank	TAB	Horse/Jockey	Barrier	Top Speed [km/h]	Fastest Section	Margin			Distance Travelled [m]
1	3	MASONRY MAN Ryan Wiggins	3	67.1 1200m	0:07.99 Overall	0:12.54 [1] (0:12.54)	1:18.20		0:36.19
2	4	MASTER RICH Justin Stanley	4	65.1 1000m	0:08.39 Overall	0:11.99 [3] (0:11.99)	0.27L		0:35.58 -3
3	12	ONLY ONE LOOK Adrian Layt	12	67.1 1200m	0:08.08 Overall	0:12.20 [2] (0:12.20)	0.97L		0:35.76 +6
4	9	FAIRYBOWER FLYER Melea Castle	9	66.0 1000m	0:08.40 Overall	0:11.93 [8] (0:11.93)	2.33L		0:35.83 +3
5	8	JERIDAH McKenzie Apel	8	65.1 1200m	0:08.47 Overall	0:12.61 [6] (0:12.61)	5.36L		0:36.08 +0
6	10	GOGGLEBOX Chris Whiteley	10	65.3 1000m	0:08.03 Overall	0:12.78 [4] (0:12.78)	5.47L		0:36.66 -6
7	11	KAISA Scott Sheargold	11	66.6 1000m	0:08.66 Overall	0:12.50 [9] (0:12.50)	5.77L		0:36.19 +3
8	6	SMOKIN' RUBI Gabrielle Semmens	6	67.5 1200m	0:08.02 Overall	0:12.70 [7] (0:12.70)	6.29L		0:36.96 +1
9	5	PRIDE OF THE BIG FISH Jackson Murphy	5	66.7 1200m	0:07.87 Overall	0:13.25 [5] (0:13.25)	8.78L		0:37.72 -3
10	1	FRESH START Tasha Chambers	1	66.9 1000m	0:08.55 Overall	0:12.67 [11] (0:12.67)	10.01L		0:36.85 +8



Mackay QLD Professional
Race 3: TIGERS OLD BOYS QTIS Maiden Plate - 1300m
12 April 2024 - 15:00



MACKAY TURF CLUB
 Ooralea Racecourse

Track Rating: Good 4, Weather: Overcast, Rail Position: True

Section				200m				Last 600m		
Field Times				0:12.54 (0:12.54)				0:36.23		
Rank	TAB	Horse/Jockey	Barrier	Top Speed [km/h]	Fastest Section	Margin			Distance Travelled [m]	
11	7	ALL POWERED UP	7	66.3	0:08.06	0:12.74 [10]	10.08L		0:37.36	+7
		Emma Bell		1200m	Overall	(0:12.74)				
12	2	KANGALOON	2	65.3	0:08.15	0:12.88 [12]	11.44L		0:37.32	+3
		Adam Sewell		1200m	Overall	(0:12.88)				

[] Ranking at each section and finish
 -:-:- No data available at this section
 NA No data available

SCN Saddle cloth number
 DNF Did not finish
 DNT Did not track



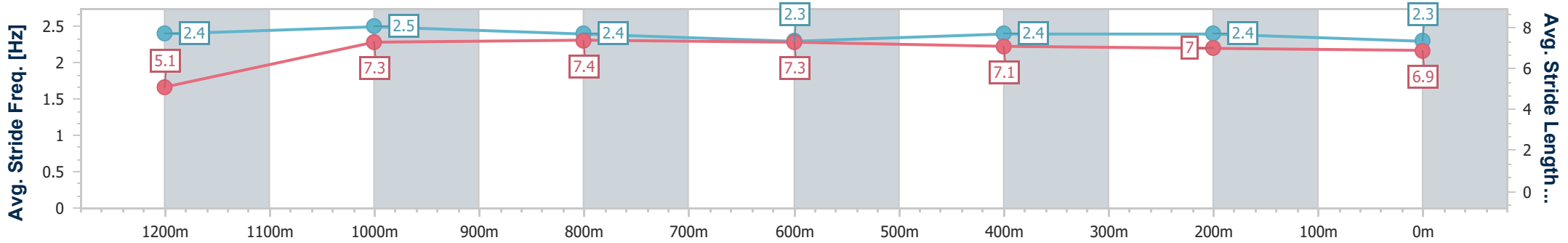
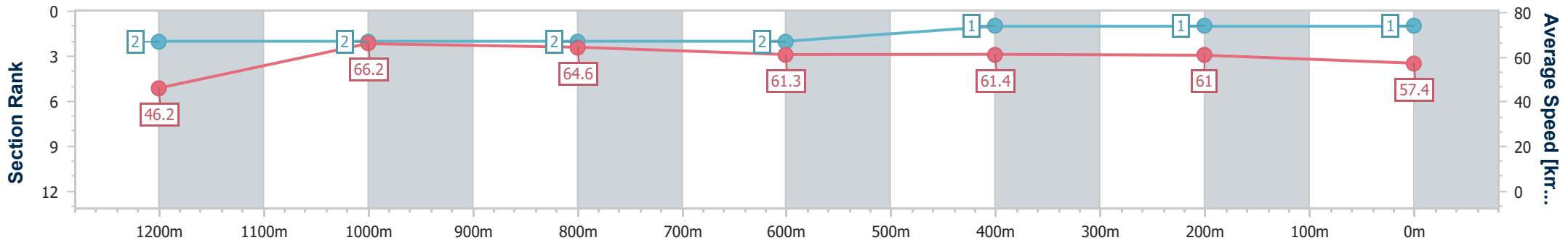
Horse/Jockey Name	Masonry Man
Final Rank	1
Fastest Section Time (Section)	0:07.99 (Overall)
Top Speed [km/h] (Section)	67.1 (1200m)
Race State	Finished



Mackay QLD Professional
 Race 3: TIGERS OLD BOYS QTIS Maiden Plate - 1300m
 12 April 2024 - 15:00
 Track Rating: Good 4, Weather: Overcast, Rail Position: True



Section	Overall	1200m	1000m	800m	600m	400m	200m
Section Times	1:18.20 [1] (0:07.99)	1:10.21 [2] (0:10.98)	0:59.23 [2] (0:11.21)	0:48.02 [2] (0:11.83)	0:36.19 [2] (0:11.77)	0:24.42 [1] (0:11.88)	0:12.54 [1] (0:12.54)
Average Speed [km/h]	46.2	66.2	64.6	61.3	61.4	61.0	57.4
Top Speed [km/h]	62.3	67.1	66.1	63.4	62.7	62.3	59.8
Avg. Dist. to Rail [m]	12.1	4.8	2.2	1.9	0.7	3.0	5.0
Avg. Stride Freq. [Hz]	2.4	2.5	2.4	2.3	2.4	2.4	2.3
Avg. Stride Length [m]	5.1	7.3	7.4	7.3	7.1	7.0	6.9



- [] Ranking at each section and finish
- .-.- No data available at this section
- NA No data available



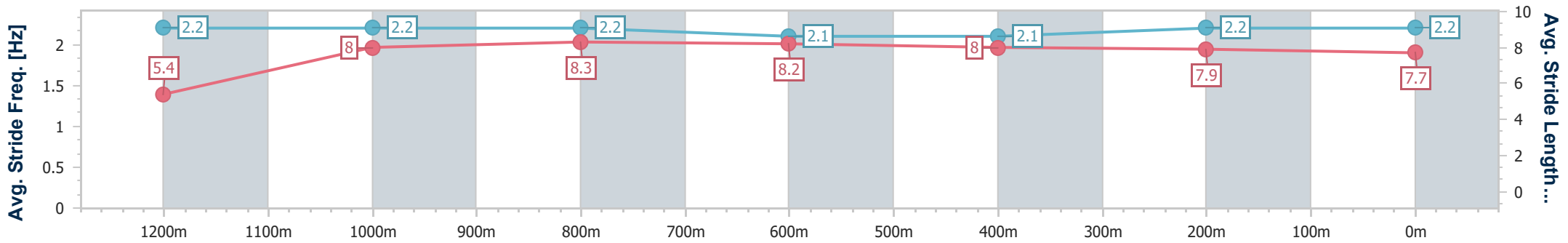
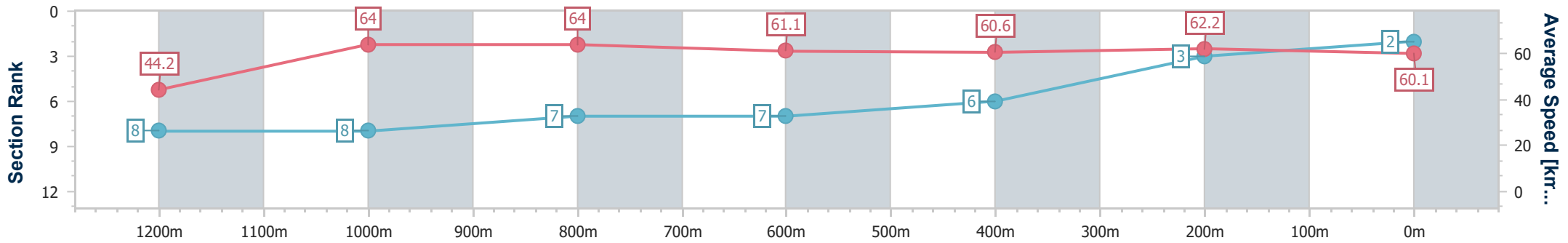
Horse/Jockey Name	Master Rich
Final Rank	2
Fastest Section Time (Section)	0:08.39 (Overall)
Top Speed [km/h] (Section)	65.1 (1000m)
Race State	Finished



Mackay QLD Professional
 Race 3: TIGERS OLD BOYS QTIS Maiden Plate - 1300m
 12 April 2024 - 15:00
 Track Rating: Good 4, Weather: Overcast, Rail Position: True



Section	Overall	1200m	1000m	800m	600m	400m	200m
Section Times	1:18.24 [2] (0:08.39)	1:09.85 [8] (0:11.25)	0:58.60 [8] (0:11.23)	0:47.37 [7] (0:11.79)	0:35.58 [7] (0:11.94)	0:23.64 [6] (0:11.65)	0:11.99 [3] (0:11.99)
Average Speed [km/h]	44.2	64.0	64.0	61.1	60.6	62.2	60.1
Top Speed [km/h]	61.8	64.7	65.1	62.7	61.4	63.2	61.9
Avg. Dist. to Rail [m]	4.5	0.4	0.3	0.3	1.1	4.6	6.7
Avg. Stride Freq. [Hz]	2.2	2.2	2.2	2.1	2.1	2.2	2.2
Avg. Stride Length [m]	5.4	8.0	8.3	8.2	8.0	7.9	7.7



- [] Ranking at each section and finish
- .-.- No data available at this section
- NA No data available



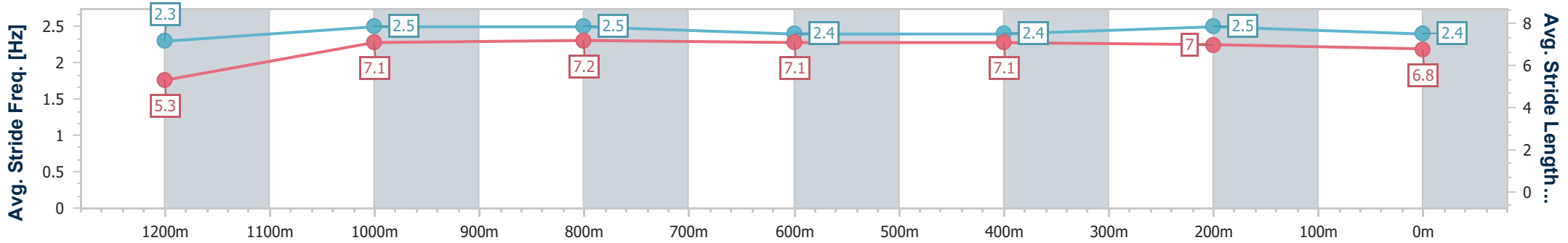
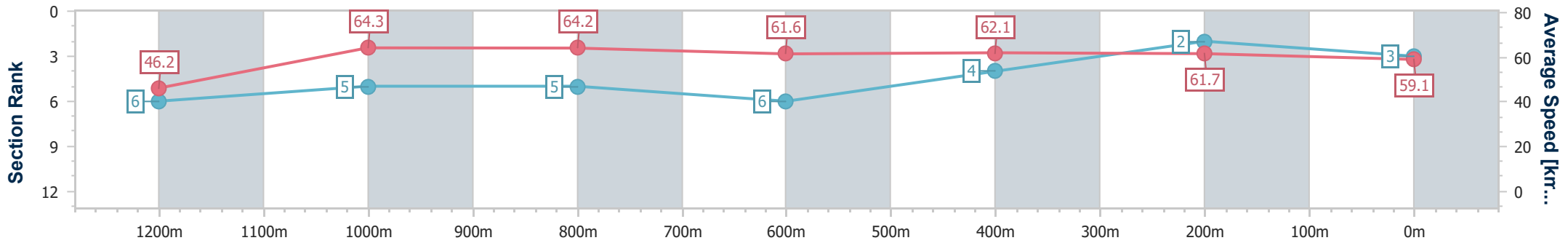
Horse/Jockey Name	Only One Look
Final Rank	3
Fastest Section Time (Section)	0:08.08 (Overall)
Top Speed [km/h] (Section)	67.1 (1200m)
Race State	Finished



Mackay QLD Professional
 Race 3: TIGERS OLD BOYS QTIS Maiden Plate - 1300m
 12 April 2024 - 15:00
 Track Rating: Good 4, Weather: Overcast, Rail Position: True



Section	Overall	1200m	1000m	800m	600m	400m	200m
Section Times	1:18.36 [3] (0:08.08)	1:10.28 [6] (0:11.23)	0:59.05 [5] (0:11.38)	0:47.67 [5] (0:11.91)	0:35.76 [6] (0:11.83)	0:23.93 [4] (0:11.73)	0:12.20 [2] (0:12.20)
Average Speed [km/h]	46.2	64.3	64.2	61.6	62.1	61.7	59.1
Top Speed [km/h]	62.2	67.1	65.2	63.3	62.7	62.4	61.0
Avg. Dist. to Rail [m]	8.7	2.3	3.0	4.9	2.9	2.8	4.6
Avg. Stride Freq. [Hz]	2.3	2.5	2.5	2.4	2.4	2.5	2.4
Avg. Stride Length [m]	5.3	7.1	7.2	7.1	7.1	7.0	6.8



- [] Ranking at each section and finish
- .-.- No data available at this section
- NA No data available



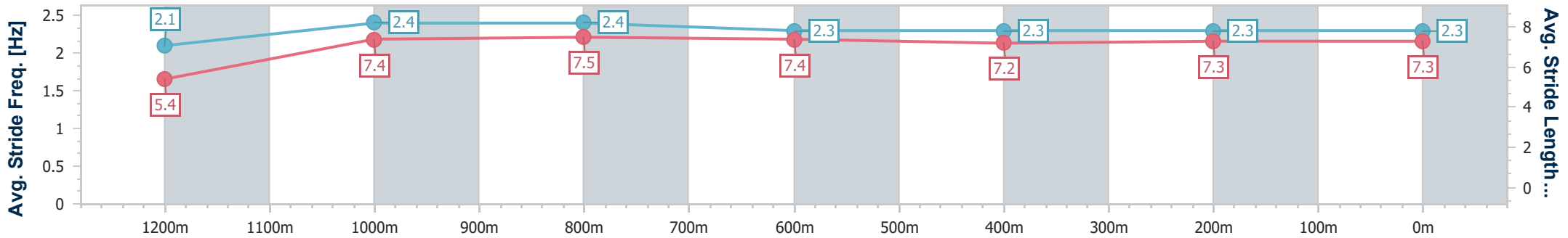
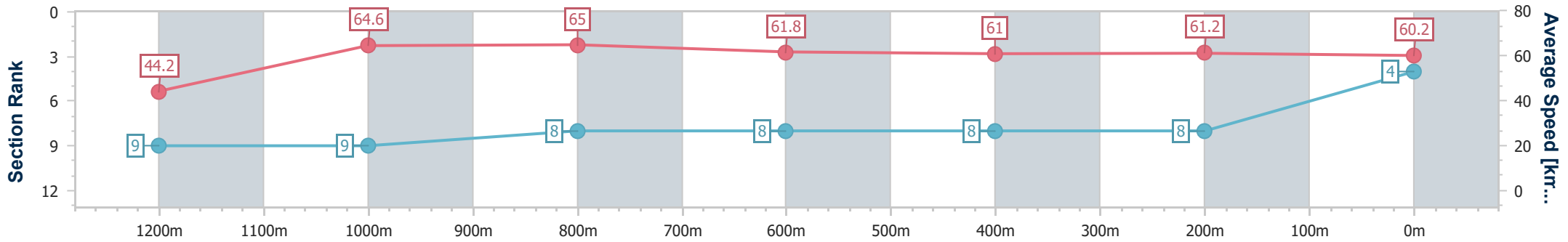
Horse/Jockey Name	Fairybower Flyer
Final Rank	4
Fastest Section Time (Section)	0:08.40 (Overall)
Top Speed [km/h] (Section)	66.0 (1000m)
Race State	Finished



Mackay QLD Professional
 Race 3: TIGERS OLD BOYS QTIS Maiden Plate - 1300m
 12 April 2024 - 15:00
 Track Rating: Good 4, Weather: Overcast, Rail Position: True



Section	Overall	1200m	1000m	800m	600m	400m	200m
Section Times	1:18.59 [4] (0:08.40)	1:10.19 [9] (0:11.28)	0:58.91 [9] (0:11.20)	0:47.71 [8] (0:11.88)	0:35.83 [8] (0:12.06)	0:23.77 [8] (0:11.84)	0:11.93 [8] (0:11.93)
Average Speed [km/h]	44.2	64.6	65.0	61.8	61.0	61.2	60.2
Top Speed [km/h]	60.2	65.6	66.0	62.5	62.1	62.5	63.1
Avg. Dist. to Rail [m]	8.0	2.5	2.2	3.0	2.1	3.7	6.6
Avg. Stride Freq. [Hz]	2.1	2.4	2.4	2.3	2.3	2.3	2.3
Avg. Stride Length [m]	5.4	7.4	7.5	7.4	7.2	7.3	7.3



- [] Ranking at each section and finish
- .-.- No data available at this section
- NA No data available



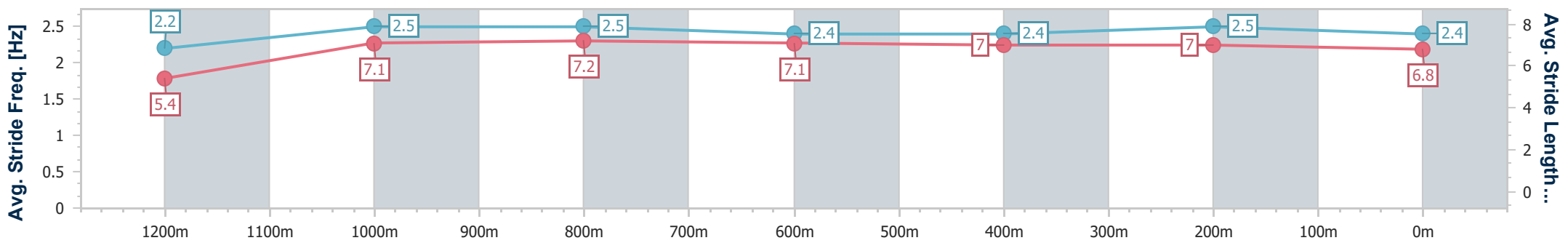
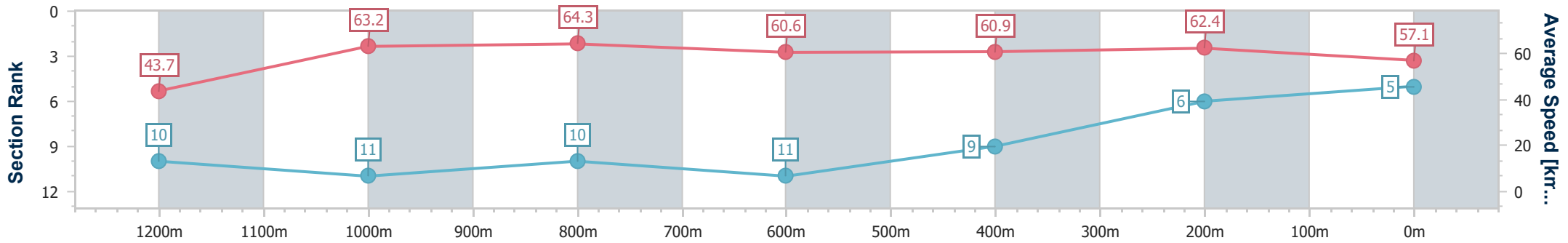
Horse/Jockey Name	Jeridah
Final Rank	5
Fastest Section Time (Section)	0:08.47 (Overall)
Top Speed [km/h] (Section)	65.1 (1200m)
Race State	Finished



Mackay QLD Professional
 Race 3: TIGERS OLD BOYS QTIS Maiden Plate - 1300m
 12 April 2024 - 15:00
 Track Rating: Good 4, Weather: Overcast, Rail Position: True



Section	Overall	1200m	1000m	800m	600m	400m	200m
Section Times	1:19.11 [5] (0:08.47)	1:10.64 [10] (0:11.40)	0:59.24 [11] (0:11.22)	0:48.02 [10] (0:11.94)	0:36.08 [11] (0:11.88)	0:24.20 [9] (0:11.59)	0:12.61 [6] (0:12.61)
Average Speed [km/h]	43.7	63.2	64.3	60.6	60.9	62.4	57.1
Top Speed [km/h]	60.0	65.1	65.0	62.9	63.4	63.3	61.1
Avg. Dist. to Rail [m]	3.3	1.3	1.7	1.8	1.2	1.6	2.3
Avg. Stride Freq. [Hz]	2.2	2.5	2.5	2.4	2.4	2.5	2.4
Avg. Stride Length [m]	5.4	7.1	7.2	7.1	7.0	7.0	6.8



- [] Ranking at each section and finish
- .-.- No data available at this section
- NA No data available



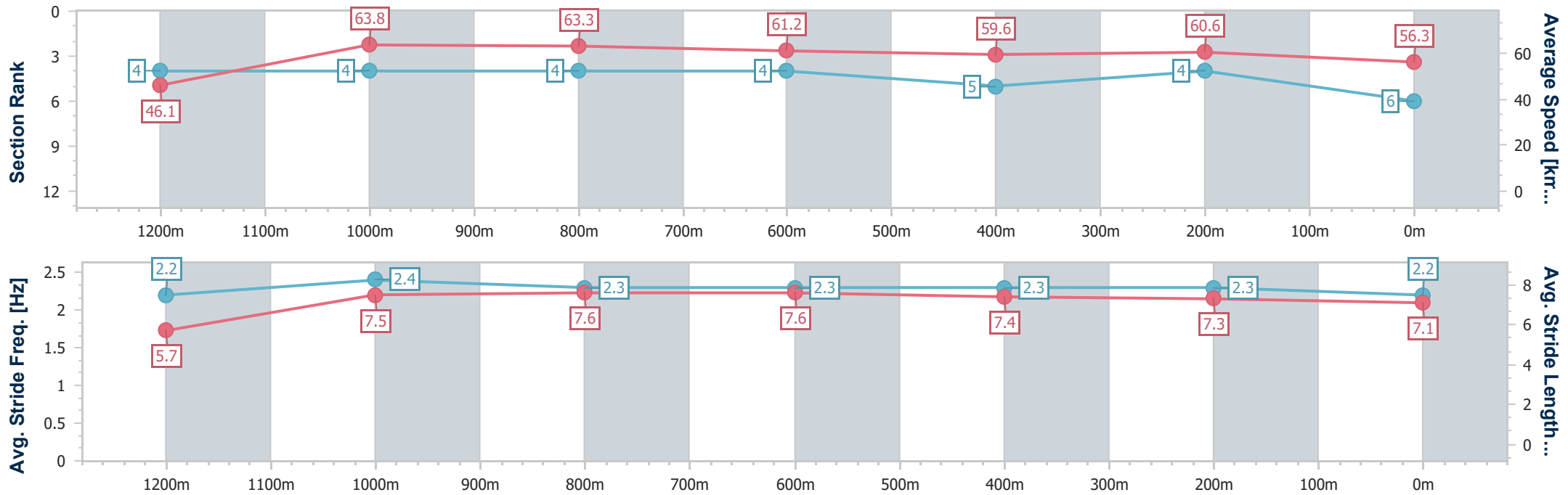
Horse/Jockey Name	Gogglebox
Final Rank	6
Fastest Section Time (Section)	0:08.03 (Overall)
Top Speed [km/h] (Section)	65.3 (1000m)
Race State	Finished



Mackay QLD Professional
 Race 3: TIGERS OLD BOYS QTIS Maiden Plate - 1300m
 12 April 2024 - 15:00
 Track Rating: Good 4, Weather: Overcast, Rail Position: True



Section	Overall	1200m	1000m	800m	600m	400m	200m
Section Times	1:19.13 [6] (0:08.03)	1:11.10 [4] (0:11.27)	0:59.83 [4] (0:11.38)	0:48.45 [4] (0:11.79)	0:36.66 [4] (0:11.98)	0:24.68 [5] (0:11.90)	0:12.78 [4] (0:12.78)
Average Speed [km/h]	46.1	63.8	63.3	61.2	59.6	60.6	56.3
Top Speed [km/h]	62.1	65.0	65.3	62.3	60.5	61.1	59.8
Avg. Dist. to Rail [m]	7.7	1.9	1.0	0.9	0.4	1.4	3.2
Avg. Stride Freq. [Hz]	2.2	2.4	2.3	2.3	2.3	2.3	2.2
Avg. Stride Length [m]	5.7	7.5	7.6	7.6	7.4	7.3	7.1



- [] Ranking at each section and finish
- .-.- No data available at this section
- NA No data available



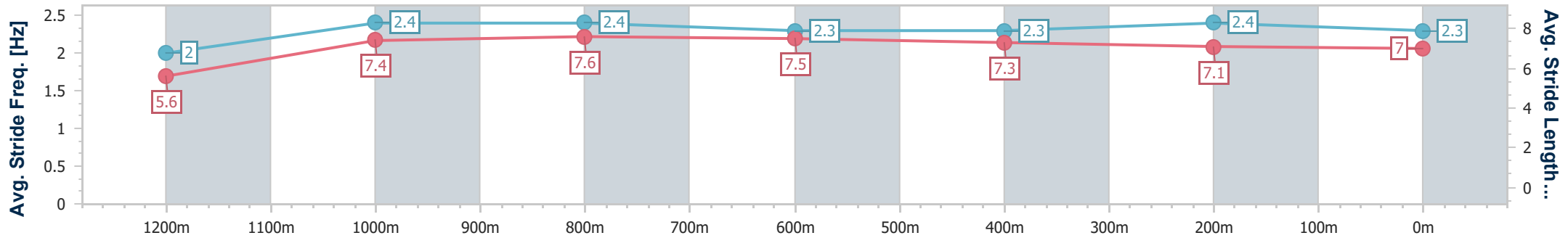
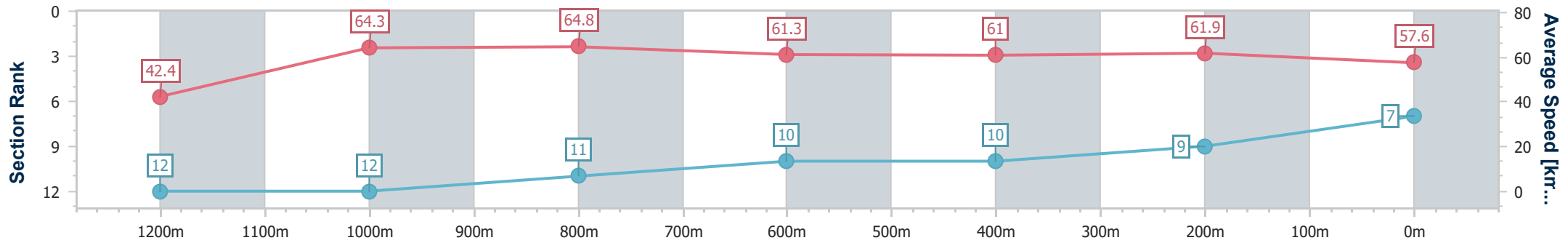
Horse/Jockey Name	Kaisa
Final Rank	7
Fastest Section Time (Section)	0:08.66 (Overall)
Top Speed [km/h] (Section)	66.6 (1000m)
Race State	Finished



Mackay QLD Professional
 Race 3: TIGERS OLD BOYS QTIS Maiden Plate - 1300m
 12 April 2024 - 15:00
 Track Rating: Good 4, Weather: Overcast, Rail Position: True



Section	Overall	1200m	1000m	800m	600m	400m	200m
Section Times	1:19.18 [7] (0:08.66)	1:10.52 [12] (0:11.26)	0:59.26 [12] (0:11.23)	0:48.03 [11] (0:11.84)	0:36.19 [10] (0:12.00)	0:24.19 [10] (0:11.69)	0:12.50 [9] (0:12.50)
Average Speed [km/h]	42.4	64.3	64.8	61.3	61.0	61.9	57.6
Top Speed [km/h]	60.2	65.4	66.6	63.5	62.0	62.8	60.6
Avg. Dist. to Rail [m]	11.9	3.8	3.0	3.4	2.0	3.6	6.5
Avg. Stride Freq. [Hz]	2.0	2.4	2.4	2.3	2.3	2.4	2.3
Avg. Stride Length [m]	5.6	7.4	7.6	7.5	7.3	7.1	7.0



- [] Ranking at each section and finish
- .-.- No data available at this section
- NA No data available



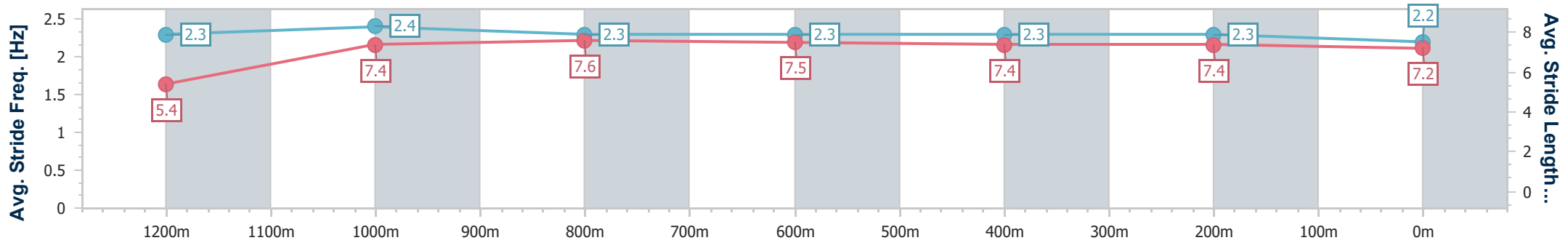
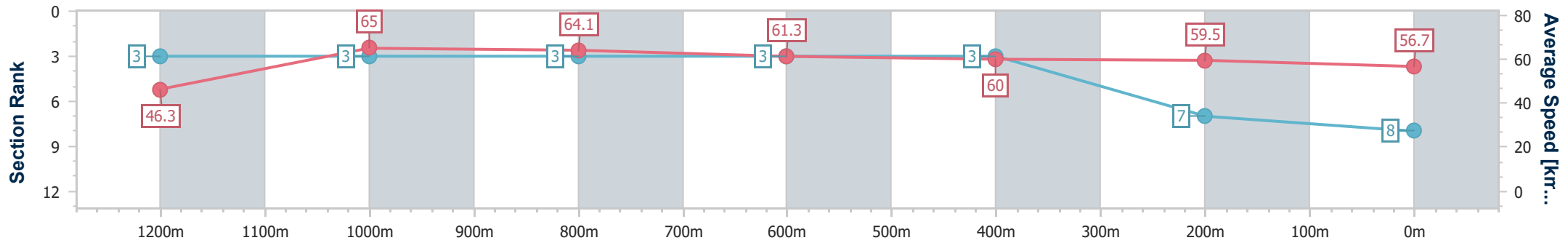
Horse/Jockey Name	Smokin' Rubi
Final Rank	8
Fastest Section Time (Section)	0:08.02 (Overall)
Top Speed [km/h] (Section)	67.5 (1200m)
Race State	Finished



Mackay QLD Professional
 Race 3: TIGERS OLD BOYS QTIS Maiden Plate - 1300m
 12 April 2024 - 15:00
 Track Rating: Good 4, Weather: Overcast, Rail Position: True



Section	Overall	1200m	1000m	800m	600m	400m	200m
Section Times	1:19.27 [8] (0:08.02)	1:11.25 [3] (0:11.13)	1:00.12 [3] (0:11.35)	0:48.77 [3] (0:11.81)	0:36.96 [3] (0:12.10)	0:24.86 [3] (0:12.16)	0:12.70 [7] (0:12.70)
Average Speed [km/h]	46.3	65.0	64.1	61.3	60.0	59.5	56.7
Top Speed [km/h]	61.7	67.5	65.6	62.8	60.6	60.1	58.8
Avg. Dist. to Rail [m]	10.5	3.8	2.2	1.8	1.2	3.3	5.5
Avg. Stride Freq. [Hz]	2.3	2.4	2.3	2.3	2.3	2.3	2.2
Avg. Stride Length [m]	5.4	7.4	7.6	7.5	7.4	7.4	7.2



- [] Ranking at each section and finish
- .-.- No data available at this section
- NA No data available



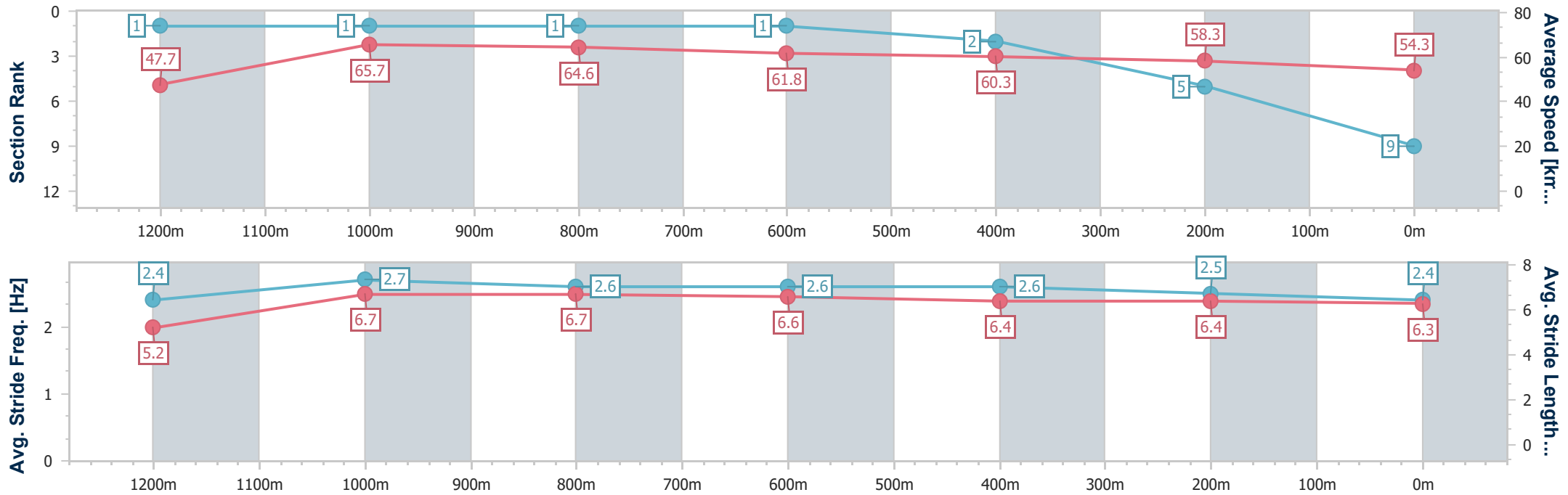
Horse/Jockey Name	Prideofthebigfish
Final Rank	9
Fastest Section Time (Section)	0:07.87 (Overall)
Top Speed [km/h] (Section)	66.7 (1200m)
Race State	Finished



Mackay QLD Professional
 Race 3: TIGERS OLD BOYS QTIS Maiden Plate - 1300m
 12 April 2024 - 15:00
 Track Rating: Good 4, Weather: Overcast, Rail Position: True



Section	Overall	1200m	1000m	800m	600m	400m	200m
Section Times	1:19.69 [9] (0:07.87)	1:11.82 [1] (0:11.06)	1:00.76 [1] (0:11.21)	0:49.55 [1] (0:11.83)	0:37.72 [1] (0:12.07)	0:25.65 [2] (0:12.40)	0:13.25 [5] (0:13.25)
Average Speed [km/h]	47.7	65.7	64.6	61.8	60.3	58.3	54.3
Top Speed [km/h]	62.0	66.7	66.5	62.7	61.1	60.5	56.9
Avg. Dist. to Rail [m]	5.6	0.9	0.8	0.7	0.7	1.8	1.8
Avg. Stride Freq. [Hz]	2.4	2.7	2.6	2.6	2.6	2.5	2.4
Avg. Stride Length [m]	5.2	6.7	6.7	6.6	6.4	6.4	6.3



- [] Ranking at each section and finish
- .-.- No data available at this section
- NA No data available



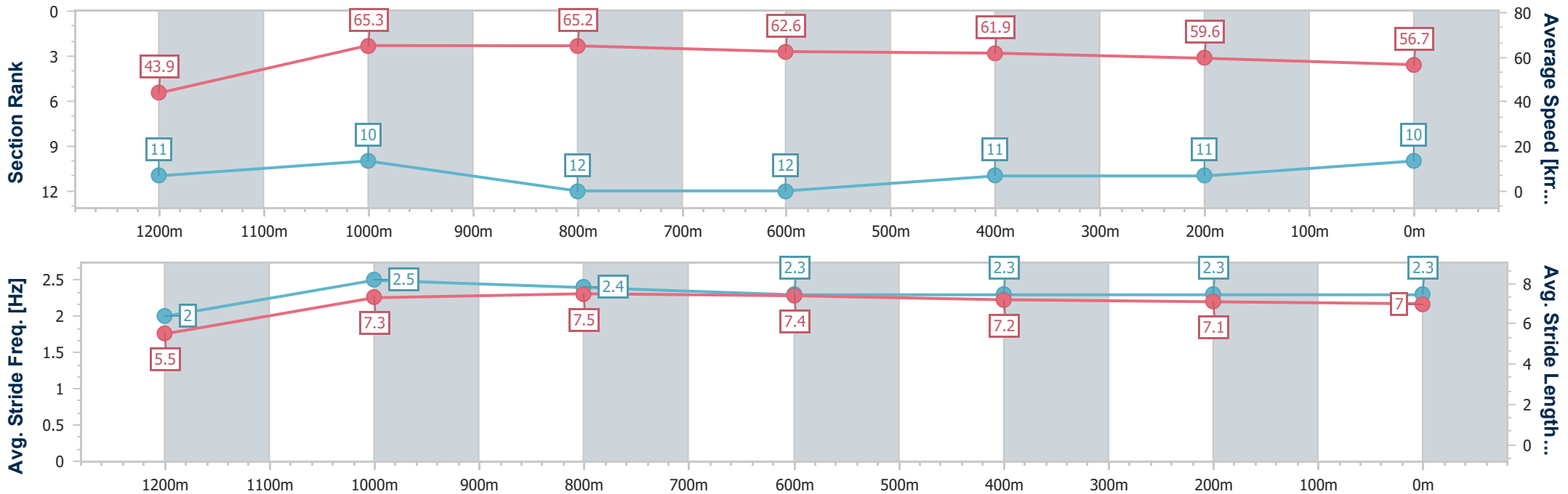
Horse/Jockey Name	Fresh Start
Final Rank	10
Fastest Section Time (Section)	0:08.55 (Overall)
Top Speed [km/h] (Section)	66.9 (1000m)
Race State	Finished



Mackay QLD Professional
 Race 3: TIGERS OLD BOYS QTIS Maiden Plate - 1300m
 12 April 2024 - 15:00
 Track Rating: Good 4, Weather: Overcast, Rail Position: True



Section	Overall	1200m	1000m	800m	600m	400m	200m
Section Times	1:19.90 [10] (0:08.55)	1:11.35 [11] (0:11.28)	1:00.07 [10] (0:11.38)	0:48.69 [12] (0:11.84)	0:36.85 [12] (0:11.95)	0:24.90 [11] (0:12.23)	0:12.67 [11] (0:12.67)
Average Speed [km/h]	43.9	65.3	65.2	62.6	61.9	59.6	56.7
Top Speed [km/h]	60.0	66.8	66.9	63.0	62.1	60.2	59.4
Avg. Dist. to Rail [m]	13.8	5.9	5.6	4.6	2.3	5.4	6.7
Avg. Stride Freq. [Hz]	2.0	2.5	2.4	2.3	2.3	2.3	2.3
Avg. Stride Length [m]	5.5	7.3	7.5	7.4	7.2	7.1	7.0



- [] Ranking at each section and finish
- .-.- No data available at this section
- NA No data available



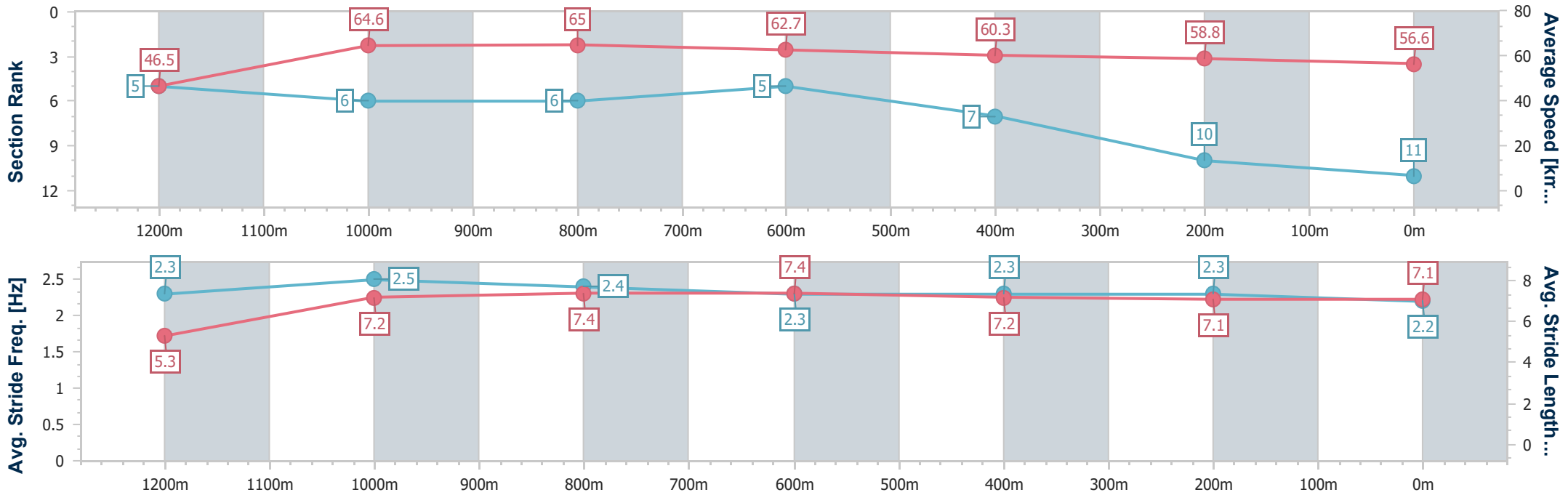
Horse/Jockey Name	All Powered Up
Final Rank	11
Fastest Section Time (Section)	0:08.06 (Overall)
Top Speed [km/h] (Section)	66.3 (1200m)
Race State	Finished



Mackay QLD Professional
 Race 3: TIGERS OLD BOYS QTIS Maiden Plate - 1300m
 12 April 2024 - 15:00
 Track Rating: Good 4, Weather: Overcast, Rail Position: True



Section	Overall	1200m	1000m	800m	600m	400m	200m
Section Times	1:19.91 [11] (0:08.06)	1:11.85 [5] (0:11.39)	1:00.46 [6] (0:11.38)	0:49.08 [6] (0:11.72)	0:37.36 [5] (0:12.23)	0:25.13 [7] (0:12.39)	0:12.74 [10] (0:12.74)
Average Speed [km/h]	46.5	64.6	65.0	62.7	60.3	58.8	56.6
Top Speed [km/h]	61.2	66.3	66.2	63.7	61.6	59.3	58.5
Avg. Dist. to Rail [m]	14.5	7.5	4.4	3.1	2.2	4.6	4.7
Avg. Stride Freq. [Hz]	2.3	2.5	2.4	2.3	2.3	2.3	2.2
Avg. Stride Length [m]	5.3	7.2	7.4	7.4	7.2	7.1	7.1



- [] Ranking at each section and finish
- .-.- No data available at this section
- NA No data available



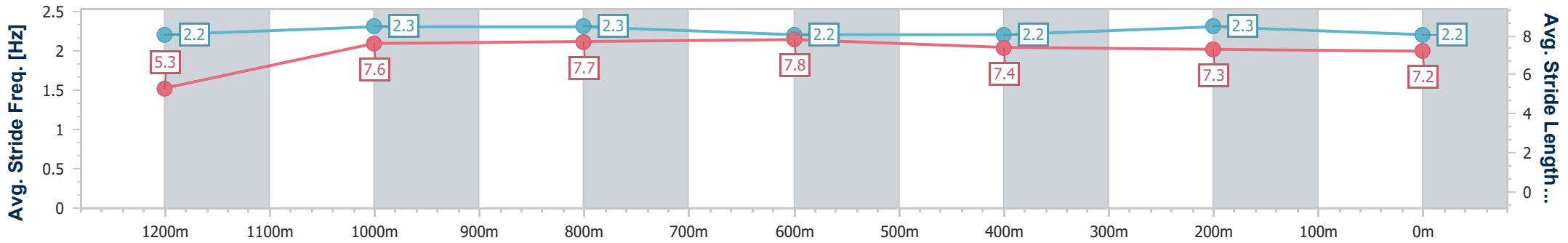
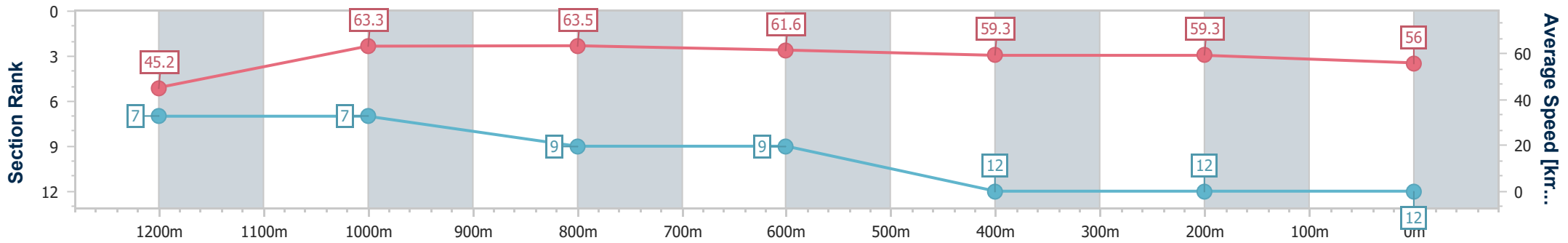
Horse/Jockey Name	Kangaloon
Final Rank	12
Fastest Section Time (Section)	0:08.15 (Overall)
Top Speed [km/h] (Section)	65.3 (1200m)
Race State	Finished



Mackay QLD Professional
 Race 3: TIGERS OLD BOYS QTIS Maiden Plate - 1300m
 12 April 2024 - 15:00
 Track Rating: Good 4, Weather: Overcast, Rail Position: True



Section	Overall	1200m	1000m	800m	600m	400m	200m
Section Times	1:20.14 [12] (0:08.15)	1:11.99 [7] (0:11.41)	1:00.58 [7] (0:11.42)	0:49.16 [9] (0:11.84)	0:37.32 [9] (0:12.24)	0:25.08 [12] (0:12.20)	0:12.88 [12] (0:12.88)
Average Speed [km/h]	45.2	63.3	63.5	61.6	59.3	59.3	56.0
Top Speed [km/h]	60.4	65.3	65.3	64.0	61.5	60.1	58.9
Avg. Dist. to Rail [m]	12.1	4.0	2.8	3.5	1.5	3.1	3.1
Avg. Stride Freq. [Hz]	2.2	2.3	2.3	2.2	2.2	2.3	2.2
Avg. Stride Length [m]	5.3	7.6	7.7	7.8	7.4	7.3	7.2



- [] Ranking at each section and finish
- .-.- No data available at this section
- NA No data available

Track Rating: Good 4, Weather: Overcast, Rail Position: True

Section	Field Times	Overall	1200m	1000m	800m	600m	400m	Last 600m					
		1:16.62 (0:07.69)	1:08.93 (0:10.85)	0:58.08 (0:11.05)	0:47.03 (0:11.38)	0:35.65 (0:11.70)	0:23.95 (0:11.79)	0:35.65					
Rank	TAB	Horse/Jockey	Barrier	Top Speed [km/h]	Fastest Section	Overall	1200m	1000m	800m	600m	400m	Last 600m	Distance Travelled [m]
1	4	STICK TO YOUR GUNS Ryan Wiggins	4	67.7 1200m	0:07.85 Overall	1:16.62 [1] (0:07.85)	1:08.77 [4] (0:10.86)	0:57.91 [4] (0:11.13)	0:46.78 [5] (0:11.49)	0:35.29 [5] (0:11.54)	0:23.75 [3] (0:11.59)	0:35.29	
2	1	CANNY BE BETTER Justin Stanley	1	67.0 1000m	0:07.96 Overall	1:16.76 [2] (0:07.96)	1:08.80 [8] (0:11.05)	0:57.75 [8] (0:11.01)	0:46.74 [7] (0:11.51)	0:35.23 [7] (0:11.68)	0:23.55 [5] (0:11.59)	0:35.23	+0
3	12	DEFROSTED Jackson Murphy	12	68.0 1200m	0:08.05 Overall	1:17.08 [3] (0:08.05)	1:09.03 [10] (0:11.22)	0:57.81 [10] (0:10.98)	0:46.83 [9] (0:11.56)	0:35.27 [10] (0:11.61)	0:23.66 [8] (0:11.52)	0:35.27	+1
4	2	HARVESTA Sean Cormack	2	67.5 1200m	0:07.70 Overall	1:17.22 [4] (0:07.70)	1:09.52 [3] (0:10.94)	0:58.58 [2] (0:11.14)	0:47.44 [3] (0:11.47)	0:35.97 [3] (0:11.82)	0:24.15 [4] (0:11.77)	0:35.97	+6
5	14	SPRING VALLEY Scott Sheargold	14	67.6 1200m	0:08.52 Overall	1:17.32 [5] (0:08.52)	1:08.80 [13] (0:10.94)	0:57.86 [12] (0:10.98)	0:46.88 [12] (0:11.54)	0:35.34 [12] (0:11.58)	0:23.76 [12] (0:11.51)	0:35.34	+3
6	5	KING SAMUEL Frank Edwards	5	68.2 1200m	0:07.90 Overall	1:17.35 [6] (0:07.90)	1:09.45 [5] (0:10.89)	0:58.56 [5] (0:11.03)	0:47.53 [4] (0:11.48)	0:36.05 [4] (0:12.05)	0:24.00 [7] (0:11.69)	0:36.05	+8
7	6	FROM THIS MOMENT Les Tilley	6	67.1 1200m	0:08.04 Overall	1:17.36 [7] (0:08.04)	1:09.32 [9] (0:10.96)	0:58.36 [7] (0:11.07)	0:47.29 [8] (0:11.63)	0:35.66 [8] (0:11.75)	0:23.91 [9] (0:11.71)	0:35.66	+9
8	13	EL OF A SENORITA Gabrielle Semmens	13	67.3 1000m	0:07.69 Overall	1:17.48 [8] (0:07.69)	1:09.79 [1] (0:10.96)	0:58.83 [3] (0:10.94)	0:47.89 [1] (0:11.38)	0:36.51 [1] (0:11.70)	0:24.81 [1] (0:12.02)	0:36.51	+0
9	10	LET'S ROLL Adrian Layt	10	68.6 1200m	0:07.70 Overall	1:17.54 [9] (0:07.70)	1:09.84 [2] (0:10.84)	0:59.00 [1] (0:11.05)	0:47.95 [2] (0:11.42)	0:36.53 [2] (0:11.74)	0:24.79 [2] (0:11.99)	0:36.53	+1
10	7	CHILLI PALMER Chris Whiteley	7	68.1 1200m	0:07.94 Overall	1:17.82 [10] (0:07.94)	1:09.88 [6] (0:11.14)	0:58.74 [9] (0:11.19)	0:47.55 [10] (0:11.45)	0:36.10 [9] (0:11.82)	0:24.28 [11] (0:11.77)	0:36.10	+14

Scratched: Mishani Patriot (#11)

Track Rating: Good 4, Weather: Overcast, Rail Position: True

Section	Overall	1200m	1000m	800m	600m	400m	Last 600m
Field Times	1:16.62 (0:07.69)	1:08.93 (0:10.85)	0:58.08 (0:11.05)	0:47.03 (0:11.38)	0:35.65 (0:11.70)	0:23.95 (0:11.79)	0:35.65

Rank	TAB	Horse/Jockey	Barrier	Top Speed [km/h]	Fastest Section	Overall	1200m	1000m	800m	600m	400m	Last 600m	Distance Travelled [m]
11	3	OUTBACK ACTION Adam Sewell	3	67.4	0:08.23	1:17.86 [11] (0:08.23)	1:09.63 [11] (0:11.15)	0:58.48 [11] (0:11.06)	0:47.42 [11] (0:11.40)	0:36.02 [11] (0:11.64)	0:24.38 [10] (0:11.86)	0:36.02	+9
12	8	DENSITY Chelsea Jokic	8	68.3	0:08.37	1:17.91 [12] (0:08.37)	1:09.54 [12] (0:11.21)	0:58.33 [13] (0:10.96)	0:47.37 [13] (0:11.59)	0:35.78 [13] (0:11.72)	0:24.06 [13] (0:11.67)	0:35.78	+14
13	9	JUST FRANK Melea Castle	9	68.3	0:07.95	1:18.63 [13] (0:07.95)	1:10.68 [7] (0:10.88)	0:59.80 [6] (0:11.13)	0:48.67 [6] (0:11.57)	0:37.10 [6] (0:11.76)	0:25.34 [6] (0:12.19)	0:37.10	+5

Scratched: Mishani Patriot (#11)



Mackay QLD Professional

Race 4: REMEMBERING OUR MATE MENKO Class 3 Plate - 1300m

12 April 2024 - 15:36



MACKAY TURF CLUB
Ooralea Racecourse

Track Rating: Good 4, Weather: Overcast, Rail Position: True

Section							200m			Last 600m
Field Times							0:12.16			0:35.65
Rank	TAB	Horse/Jockey	Barrier	Top Speed [km/h]	Fastest Section	Margin			Distance Travelled [m]	
1	4	STICK TO YOUR GUNS Ryan Wiggins	4	67.7 1200m	0:07.85 Overall	0:12.16 [1] (0:12.16)	1:16.62		0:35.29	
2	1	CANNY BE BETTER Justin Stanley	1	67.0 1000m	0:07.96 Overall	0:11.96 [4] (0:11.96)	0.86L		0:35.23 +0	
3	12	DEFROSTED Jackson Murphy	12	68.0 1200m	0:08.05 Overall	0:12.14 [6] (0:12.14)	2.73L		0:35.27 +1	
4	2	HARVESTA Sean Cormack	2	67.5 1200m	0:07.70 Overall	0:12.38 [5] (0:12.38)	3.55L		0:35.97 +6	
5	14	SPRING VALLEY Scott Sheargold	14	67.6 1200m	0:08.52 Overall	0:12.25 [8] (0:12.25)	4.12L		0:35.34 +3	
6	5	KING SAMUEL Frank Edwards	5	68.2 1200m	0:07.90 Overall	0:12.31 [7] (0:12.31)	4.31L		0:36.05 +8	
7	6	FROM THIS MOMENT Les Tilley	6	67.1 1200m	0:08.04 Overall	0:12.20 [9] (0:12.20)	4.35L		0:35.66 +9	
8	13	EL OF A SENORITA Gabrielle Semmens	13	67.3 1000m	0:07.69 Overall	0:12.79 [2] (0:12.79)	5.11L		0:36.51 +0	
9	10	LET'S ROLL Adrian Layt	10	68.6 1200m	0:07.70 Overall	0:12.80 [3] (0:12.80)	5.41L		0:36.53 +1	
10	7	CHILLI PALMER Chris Whiteley	7	68.1 1200m	0:07.94 Overall	0:12.51 [10] (0:12.51)	7.07L		0:36.10 +14	

Scratched: Mishani Patriot (#11)



Mackay QLD Professional
Race 4: REMEMBERING OUR MATE MENKO Class 3 Plate - 1300m
12 April 2024 - 15:36



Track Rating: Good 4, Weather: Overcast, Rail Position: True

Section				200m				Last 600m		
Field Times				0:12.16 (0:12.16)				0:35.65		
Rank	TAB	Horse/Jockey	Barrier	Top Speed [km/h]	Fastest Section	Margin			Distance Travelled [m]	
11	3	OUTBACK ACTION	3	67.4	0:08.23	0:12.52 [11]	7.31L		0:36.02	+9
		Adam Sewell		1200m	Overall	(0:12.52)				
12	8	DENSITY	8	68.3	0:08.37	0:12.39 [13]	7.64L		0:35.78	+14
		Chelsea Jokic		1000m	Overall	(0:12.39)				
13	9	JUST FRANK	9	68.3	0:07.95	0:13.15 [12]	11.83L		0:37.10	+5
		Melea Castle		1200m	Overall	(0:13.15)				

Scratched: Mishani Patriot (#11)

[] Ranking at each section and finish
 -:-:-:- No data available at this section
 NA No data available

SCN Saddle cloth number
 DNF Did not finish
 DNT Did not track



Horse/Jockey Name	Stick To Your Guns
Final Rank	1
Fastest Section Time (Section)	0:07.85 (Overall)
Top Speed [km/h] (Section)	67.7 (1200m)
Race State	Finished



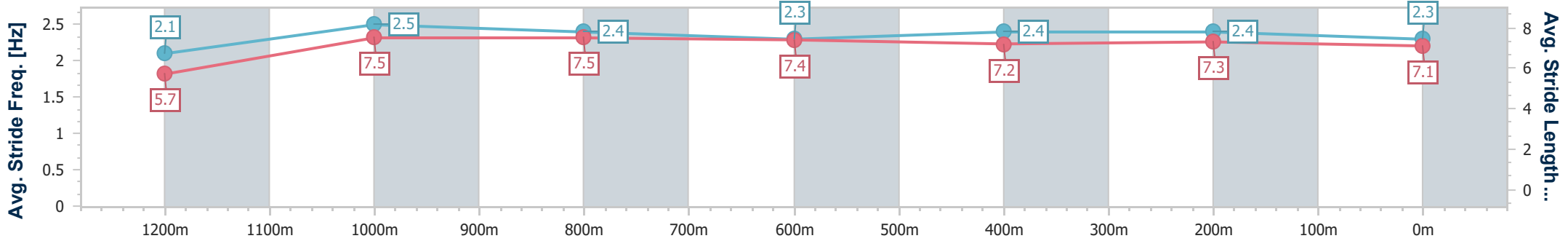
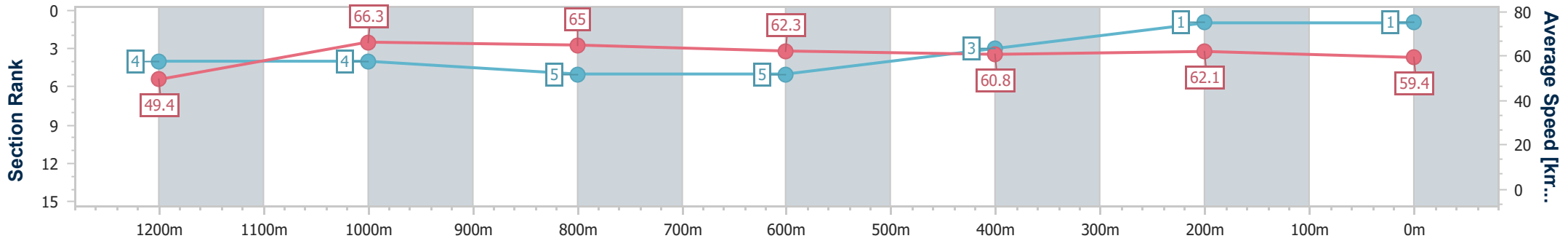
Mackay QLD Professional
Race 4: REMEMBERING OUR MATE MENKO Class 3 Plate - 1300m



12 April 2024 - 15:36

Track Rating: Good 4, Weather: Overcast, Rail Position: True

Section	Overall	1200m	1000m	800m	600m	400m	200m
Section Times	1:16.62 [1] (0:07.85)	1:08.77 [4] (0:10.86)	0:57.91 [4] (0:11.13)	0:46.78 [5] (0:11.49)	0:35.29 [5] (0:11.54)	0:23.75 [3] (0:11.59)	0:12.16 [1] (0:12.16)
Average Speed [km/h]	49.4	66.3	65.0	62.3	60.8	62.1	59.4
Top Speed [km/h]	64.0	67.7	67.1	63.6	62.4	64.0	61.4
Avg. Dist. to Rail [m]	5.3	1.2	0.7	1.5	2.9	3.3	4.8
Avg. Stride Freq. [Hz]	2.1	2.5	2.4	2.3	2.4	2.4	2.3
Avg. Stride Length [m]	5.7	7.5	7.5	7.4	7.2	7.3	7.1



- [] Ranking at each section and finish
- .-.- No data available at this section
- NA No data available



Horse/Jockey Name	Canny Be Better
Final Rank	2
Fastest Section Time (Section)	0:07.96 (Overall)
Top Speed [km/h] (Section)	67.0 (1000m)
Race State	Finished



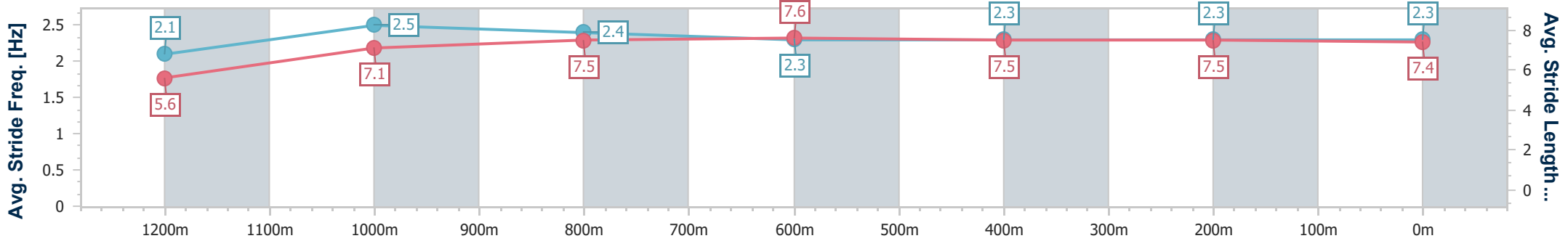
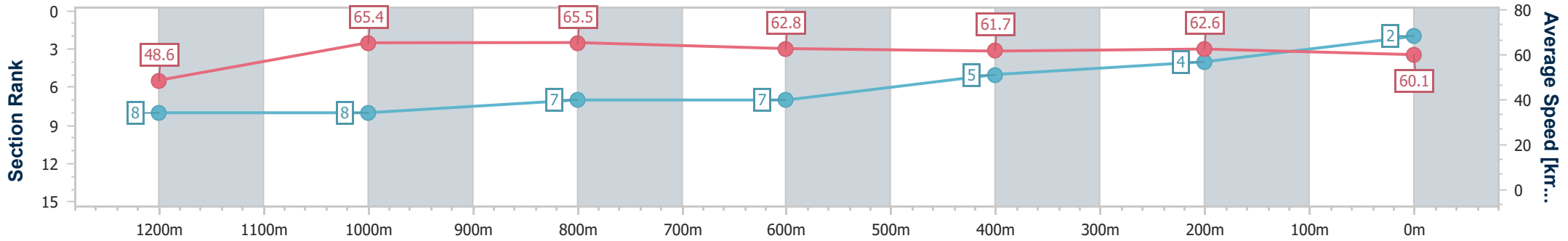
Mackay QLD Professional
Race 4: REMEMBERING OUR MATE MENKO Class 3 Plate - 1300m



12 April 2024 - 15:36

Track Rating: Good 4, Weather: Overcast, Rail Position: True

Section	Overall	1200m	1000m	800m	600m	400m	200m
Section Times	1:16.76 [2] (0:07.96)	1:08.80 [8] (0:11.05)	0:57.75 [8] (0:11.01)	0:46.74 [7] (0:11.51)	0:35.23 [7] (0:11.68)	0:23.55 [5] (0:11.59)	0:11.96 [4] (0:11.96)
Average Speed [km/h]	48.6	65.4	65.5	62.8	61.7	62.6	60.1
Top Speed [km/h]	61.3	66.7	67.0	64.7	62.2	64.1	62.4
Avg. Dist. to Rail [m]	3.9	0.5	0.2	0.3	0.5	3.9	3.9
Avg. Stride Freq. [Hz]	2.1	2.5	2.4	2.3	2.3	2.3	2.3
Avg. Stride Length [m]	5.6	7.1	7.5	7.6	7.5	7.5	7.4



- [] Ranking at each section and finish
- .-.- No data available at this section
- NA No data available



Horse/Jockey Name	Defrosted
Final Rank	3
Fastest Section Time (Section)	0:08.05 (Overall)
Top Speed [km/h] (Section)	68.0 (1200m)
Race State	Finished



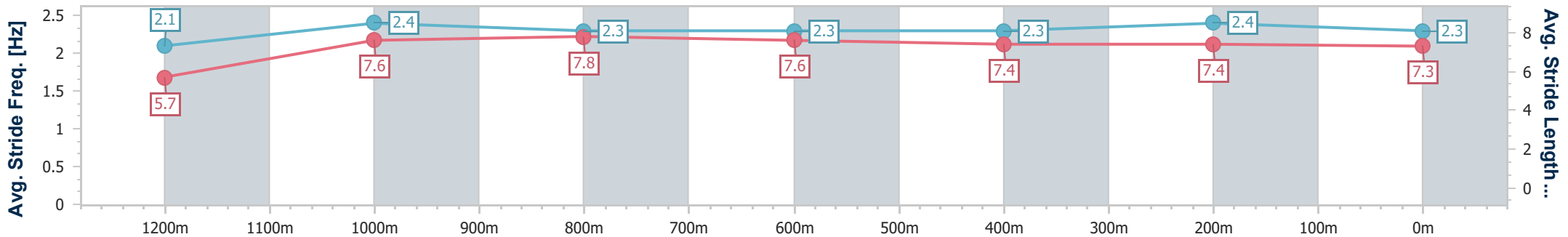
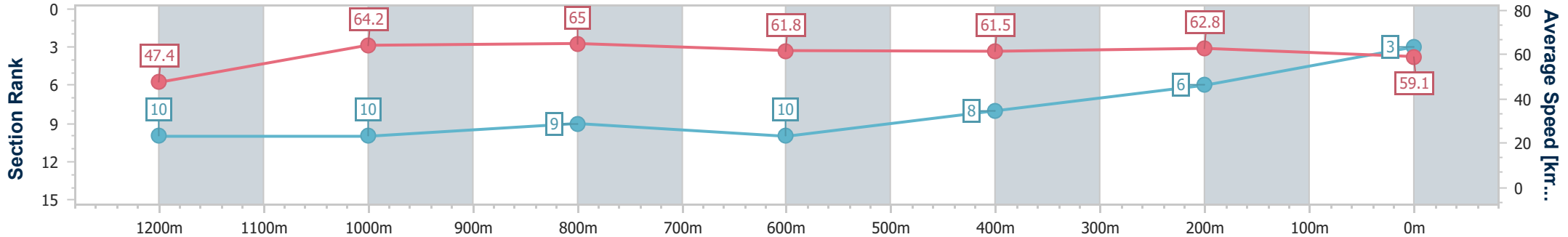
Mackay QLD Professional
Race 4: REMEMBERING OUR MATE MENKO Class 3 Plate - 1300m



12 April 2024 - 15:36

Track Rating: Good 4, Weather: Overcast, Rail Position: True

Section	Overall	1200m	1000m	800m	600m	400m	200m
Section Times	1:17.08 [3] (0:08.05)	1:09.03 [10] (0:11.22)	0:57.81 [10] (0:10.98)	0:46.83 [9] (0:11.56)	0:35.27 [10] (0:11.61)	0:23.66 [8] (0:11.52)	0:12.14 [6] (0:12.14)
Average Speed [km/h]	47.4	64.2	65.0	61.8	61.5	62.8	59.1
Top Speed [km/h]	60.4	68.0	66.1	65.0	62.6	63.3	62.5
Avg. Dist. to Rail [m]	12.6	4.6	0.6	0.3	0.5	1.9	2.8
Avg. Stride Freq. [Hz]	2.1	2.4	2.3	2.3	2.3	2.4	2.3
Avg. Stride Length [m]	5.7	7.6	7.8	7.6	7.4	7.4	7.3



- [] Ranking at each section and finish
- .-.- No data available at this section
- NA No data available



Horse/Jockey Name	Harvesta
Final Rank	4
Fastest Section Time (Section)	0:07.70 (Overall)
Top Speed [km/h] (Section)	67.5 (1200m)
Race State	Finished



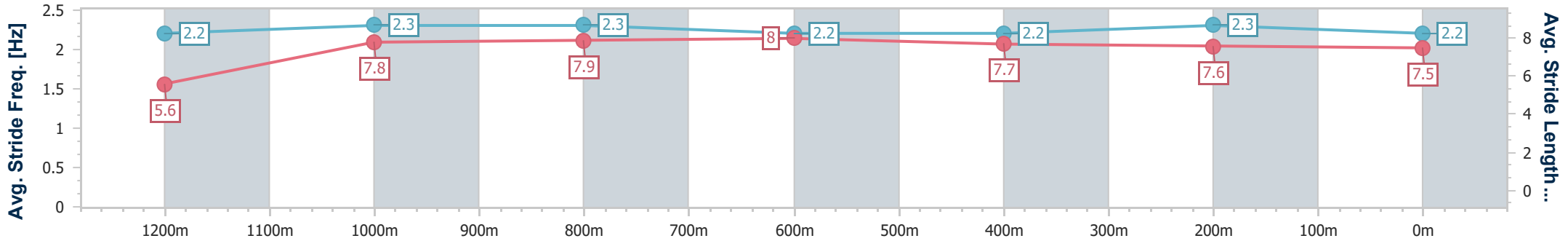
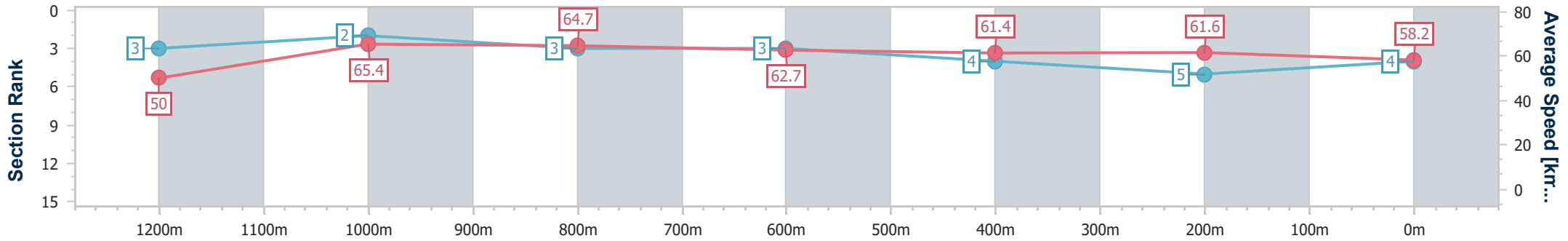
Mackay QLD Professional
Race 4: REMEMBERING OUR MATE MENKO Class 3 Plate - 1300m



12 April 2024 - 15:36

Track Rating: Good 4, Weather: Overcast, Rail Position: True

Section	Overall	1200m	1000m	800m	600m	400m	200m
Section Times	1:17.22 [4] (0:07.70)	1:09.52 [3] (0:10.94)	0:58.58 [2] (0:11.14)	0:47.44 [3] (0:11.47)	0:35.97 [3] (0:11.82)	0:24.15 [4] (0:11.77)	0:12.38 [5] (0:12.38)
Average Speed [km/h]	50.0	65.4	64.7	62.7	61.4	61.6	58.2
Top Speed [km/h]	64.2	67.5	66.3	64.4	62.3	62.0	61.1
Avg. Dist. to Rail [m]	5.7	2.5	2.4	1.7	1.5	5.4	5.9
Avg. Stride Freq. [Hz]	2.2	2.3	2.3	2.2	2.2	2.3	2.2
Avg. Stride Length [m]	5.6	7.8	7.9	8.0	7.7	7.6	7.5



- [] Ranking at each section and finish
- .-.- No data available at this section
- NA No data available



Horse/Jockey Name	Spring Valley
Final Rank	5
Fastest Section Time (Section)	0:08.52 (Overall)
Top Speed [km/h] (Section)	67.6 (1200m)
Race State	Finished



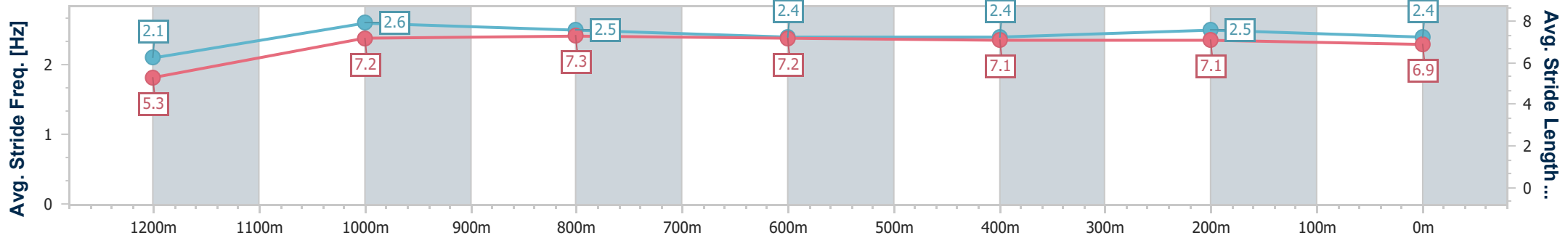
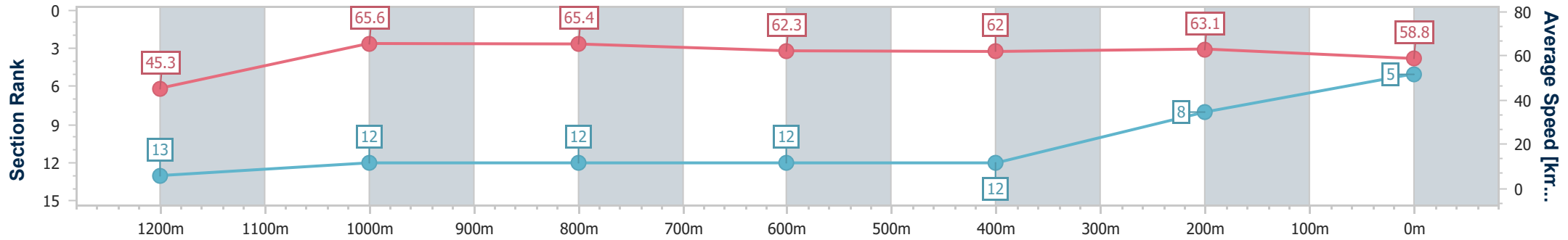
Mackay QLD Professional
Race 4: REMEMBERING OUR MATE MENKO Class 3 Plate - 1300m



12 April 2024 - 15:36

Track Rating: Good 4, Weather: Overcast, Rail Position: True

Section	Overall	1200m	1000m	800m	600m	400m	200m
Section Times	1:17.32 [5] (0:08.52)	1:08.80 [13] (0:10.94)	0:57.86 [12] (0:10.98)	0:46.88 [12] (0:11.54)	0:35.34 [12] (0:11.58)	0:23.76 [12] (0:11.51)	0:12.25 [8] (0:12.25)
Average Speed [km/h]	45.3	65.6	65.4	62.3	62.0	63.1	58.8
Top Speed [km/h]	60.5	67.6	66.6	64.7	63.5	63.9	63.6
Avg. Dist. to Rail [m]	12.5	1.4	0.4	0.9	0.9	2.3	1.8
Avg. Stride Freq. [Hz]	2.1	2.6	2.5	2.4	2.4	2.5	2.4
Avg. Stride Length [m]	5.3	7.2	7.3	7.2	7.1	7.1	6.9



- [] Ranking at each section and finish
- .-.- No data available at this section
- NA No data available



Horse/Jockey Name	King Samuel
Final Rank	6
Fastest Section Time (Section)	0:07.90 (Overall)
Top Speed [km/h] (Section)	68.2 (1200m)
Race State	Finished



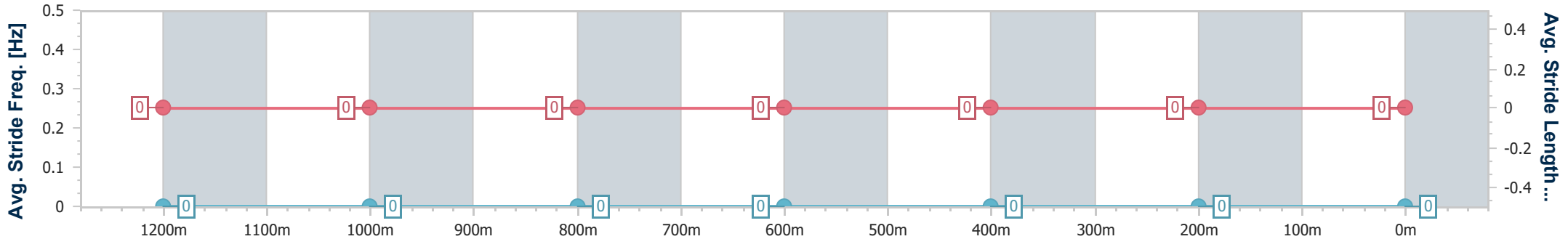
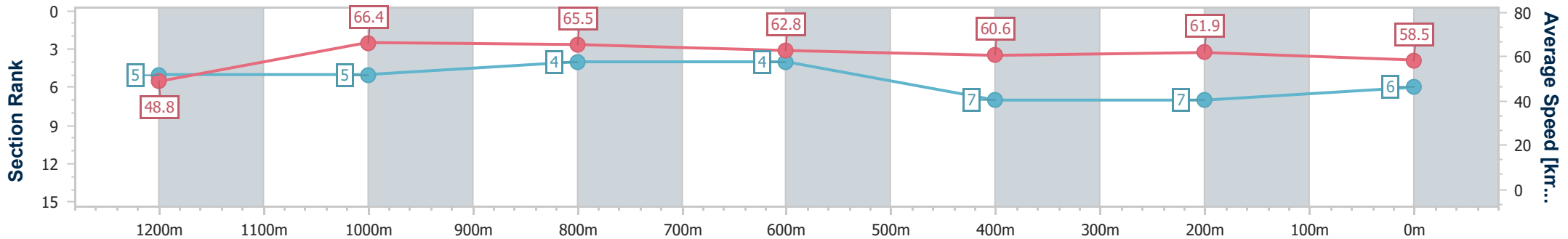
Mackay QLD Professional
Race 4: REMEMBERING OUR MATE MENKO Class 3 Plate - 1300m



12 April 2024 - 15:36

Track Rating: Good 4, Weather: Overcast, Rail Position: True

Section	Overall	1200m	1000m	800m	600m	400m	200m
Section Times	1:17.35 [6] (0:07.90)	1:09.45 [5] (0:10.89)	0:58.56 [5] (0:11.03)	0:47.53 [4] (0:11.48)	0:36.05 [4] (0:12.05)	0:24.00 [7] (0:11.69)	0:12.31 [7] (0:12.31)
Average Speed [km/h]	48.8	66.4	65.5	62.8	60.6	61.9	58.5
Top Speed [km/h]	63.0	68.2	66.7	64.9	62.7	62.8	61.7
Avg. Dist. to Rail [m]	9.2	4.0	2.8	2.7	2.4	3.6	6.2
Avg. Stride Freq. [Hz]	---	---	---	---	---	---	---
Avg. Stride Length [m]	---	---	---	---	---	---	---



- [] Ranking at each section and finish
- No data available at this section
- NA No data available



Horse/Jockey Name	From This Moment
Final Rank	7
Fastest Section Time (Section)	0:08.04 (Overall)
Top Speed [km/h] (Section)	67.1 (1200m)
Race State	Finished



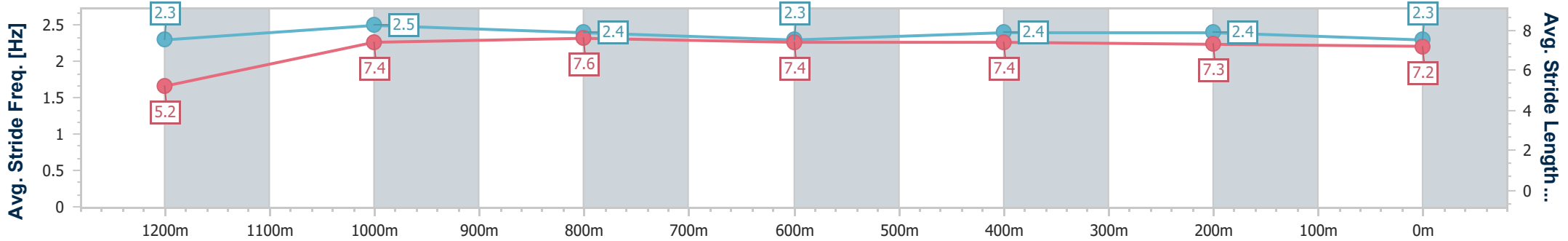
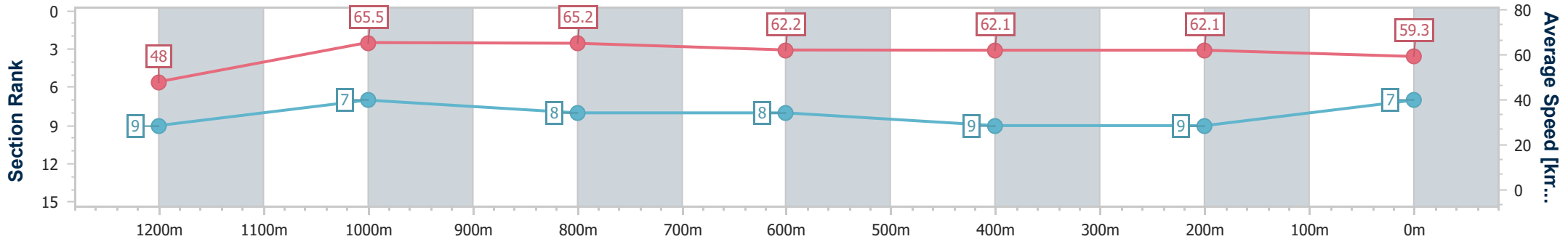
Mackay QLD Professional
Race 4: REMEMBERING OUR MATE MENKO Class 3 Plate - 1300m



12 April 2024 - 15:36

Track Rating: Good 4, Weather: Overcast, Rail Position: True

Section	Overall	1200m	1000m	800m	600m	400m	200m
Section Times	1:17.36 [7] (0:08.04)	1:09.32 [9] (0:10.96)	0:58.36 [7] (0:11.07)	0:47.29 [8] (0:11.63)	0:35.66 [8] (0:11.75)	0:23.91 [9] (0:11.71)	0:12.20 [9] (0:12.20)
Average Speed [km/h]	48.0	65.5	65.2	62.2	62.1	62.1	59.3
Top Speed [km/h]	61.3	67.1	67.0	64.4	63.7	63.6	62.4
Avg. Dist. to Rail [m]	6.3	1.1	2.2	2.7	2.6	5.2	7.1
Avg. Stride Freq. [Hz]	2.3	2.5	2.4	2.3	2.4	2.4	2.3
Avg. Stride Length [m]	5.2	7.4	7.6	7.4	7.4	7.3	7.2



- [] Ranking at each section and finish
- .-.- No data available at this section
- NA No data available



Horse/Jockey Name	El Of A Senorita
Final Rank	8
Fastest Section Time (Section)	0:07.69 (Overall)
Top Speed [km/h] (Section)	67.3 (1000m)
Race State	Finished



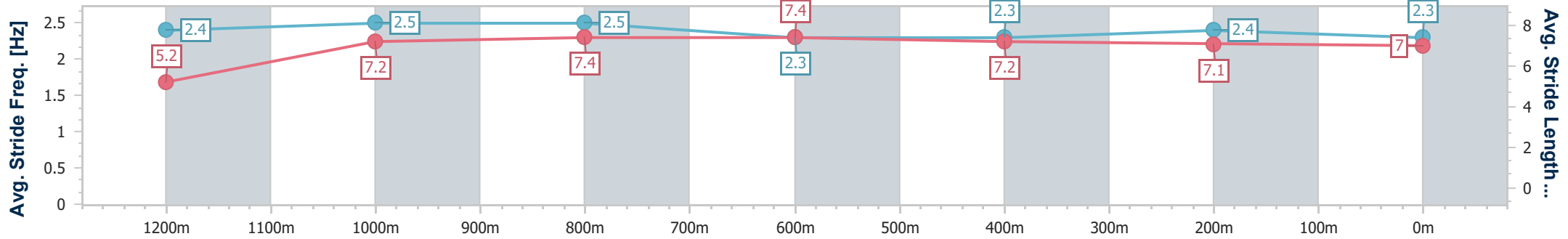
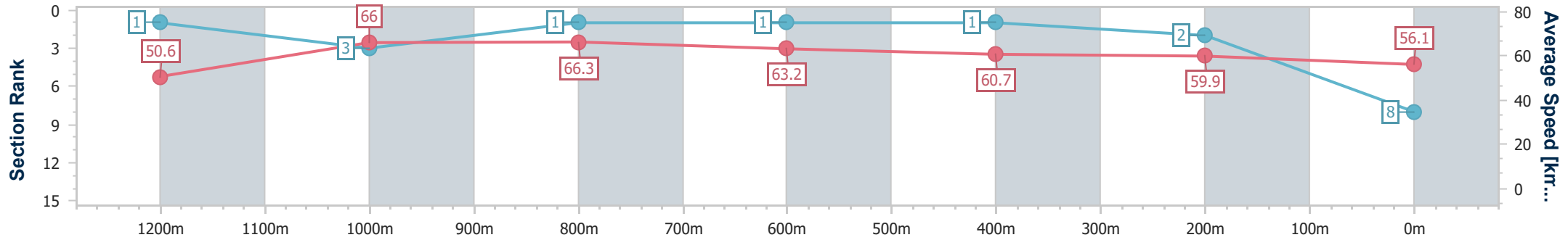
Mackay QLD Professional
Race 4: REMEMBERING OUR MATE MENKO Class 3 Plate - 1300m



12 April 2024 - 15:36

Track Rating: Good 4, Weather: Overcast, Rail Position: True

Section	Overall	1200m	1000m	800m	600m	400m	200m
Section Times	1:17.48 [8] (0:07.69)	1:09.79 [1] (0:10.96)	0:58.83 [3] (0:10.94)	0:47.89 [1] (0:11.38)	0:36.51 [1] (0:11.70)	0:24.81 [1] (0:12.02)	0:12.79 [2] (0:12.79)
Average Speed [km/h]	50.6	66.0	66.3	63.2	60.7	59.9	56.1
Top Speed [km/h]	64.6	66.6	67.3	64.9	61.3	61.1	59.1
Avg. Dist. to Rail [m]	9.7	3.8	3.2	1.2	1.3	2.2	4.2
Avg. Stride Freq. [Hz]	2.4	2.5	2.5	2.3	2.3	2.4	2.3
Avg. Stride Length [m]	5.2	7.2	7.4	7.4	7.2	7.1	7.0



- [] Ranking at each section and finish
- .-.- No data available at this section
- NA No data available



Horse/Jockey Name	Let's Roll
Final Rank	9
Fastest Section Time (Section)	0:07.70 (Overall)
Top Speed [km/h] (Section)	68.6 (1200m)
Race State	Finished



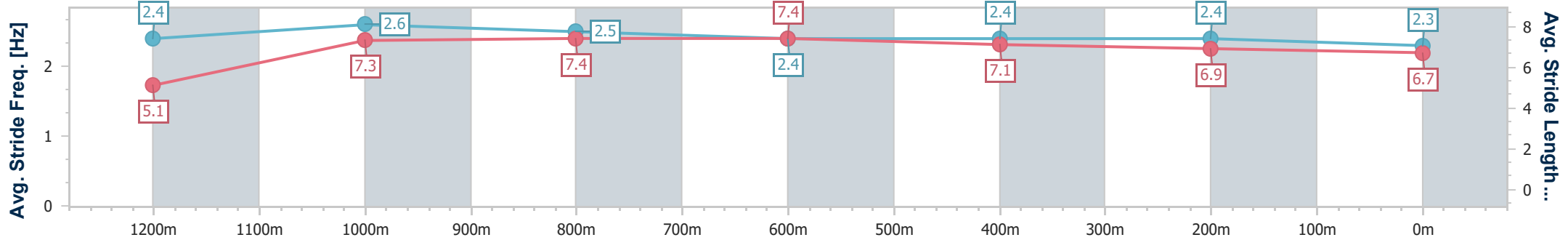
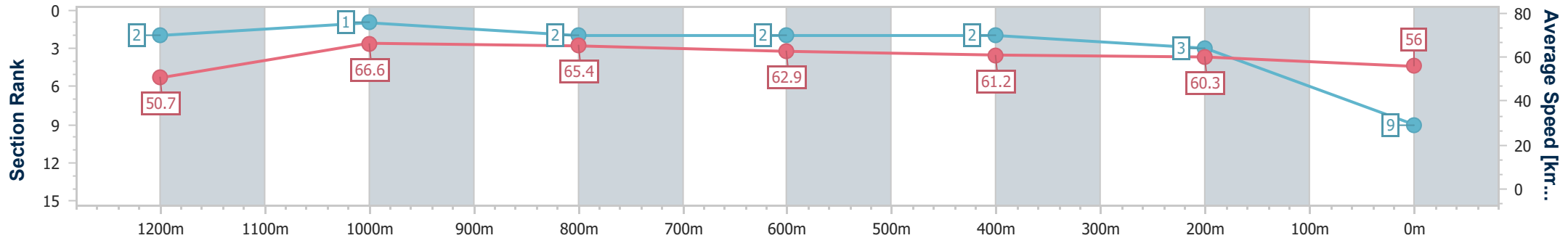
Mackay QLD Professional
Race 4: REMEMBERING OUR MATE MENKO Class 3 Plate - 1300m



12 April 2024 - 15:36

Track Rating: Good 4, Weather: Overcast, Rail Position: True

Section	Overall	1200m	1000m	800m	600m	400m	200m
Section Times	1:17.54 [9] (0:07.70)	1:09.84 [2] (0:10.84)	0:59.00 [1] (0:11.05)	0:47.95 [2] (0:11.42)	0:36.53 [2] (0:11.74)	0:24.79 [2] (0:11.99)	0:12.80 [3] (0:12.80)
Average Speed [km/h]	50.7	66.6	65.4	62.9	61.2	60.3	56.0
Top Speed [km/h]	64.6	68.6	68.2	65.1	62.2	61.3	59.1
Avg. Dist. to Rail [m]	10.9	4.8	1.2	0.5	0.6	1.8	1.4
Avg. Stride Freq. [Hz]	2.4	2.6	2.5	2.4	2.4	2.4	2.3
Avg. Stride Length [m]	5.1	7.3	7.4	7.4	7.1	6.9	6.7



- [] Ranking at each section and finish
- .-.- No data available at this section
- NA No data available



Horse/Jockey Name	Chilli Palmer
Final Rank	10
Fastest Section Time (Section)	0:07.94 (Overall)
Top Speed [km/h] (Section)	68.1 (1200m)
Race State	Finished



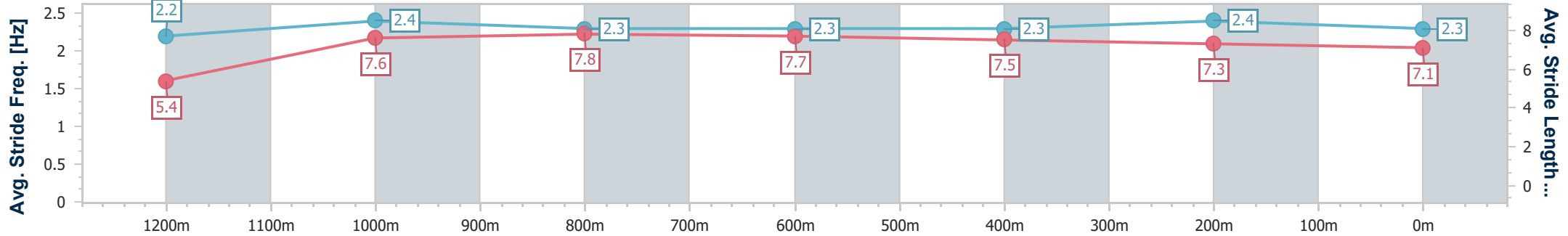
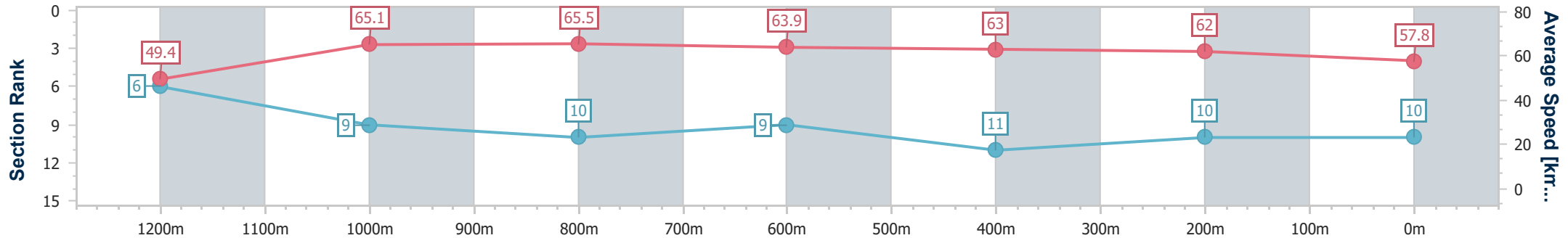
Mackay QLD Professional
Race 4: REMEMBERING OUR MATE MENKO Class 3 Plate - 1300m



12 April 2024 - 15:36

Track Rating: Good 4, Weather: Overcast, Rail Position: True

Section	Overall	1200m	1000m	800m	600m	400m	200m
Section Times	1:17.82 [10] (0:07.94)	1:09.88 [6] (0:11.14)	0:58.74 [9] (0:11.19)	0:47.55 [10] (0:11.45)	0:36.10 [9] (0:11.82)	0:24.28 [11] (0:11.77)	0:12.51 [10] (0:12.51)
Average Speed [km/h]	49.4	65.1	65.5	63.9	63.0	62.0	57.8
Top Speed [km/h]	62.6	68.1	66.5	65.2	63.5	63.0	61.6
Avg. Dist. to Rail [m]	11.5	5.1	3.9	4.1	4.3	8.0	7.7
Avg. Stride Freq. [Hz]	2.2	2.4	2.3	2.3	2.3	2.4	2.3
Avg. Stride Length [m]	5.4	7.6	7.8	7.7	7.5	7.3	7.1



- [] Ranking at each section and finish
- .-.- No data available at this section
- NA No data available



Horse/Jockey Name	Outback Action
Final Rank	11
Fastest Section Time (Section)	0:08.23 (Overall)
Top Speed [km/h] (Section)	67.4 (1200m)
Race State	Finished



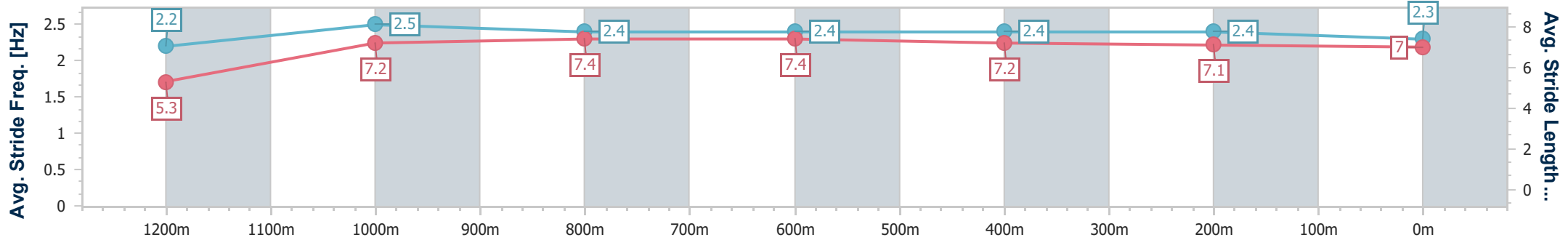
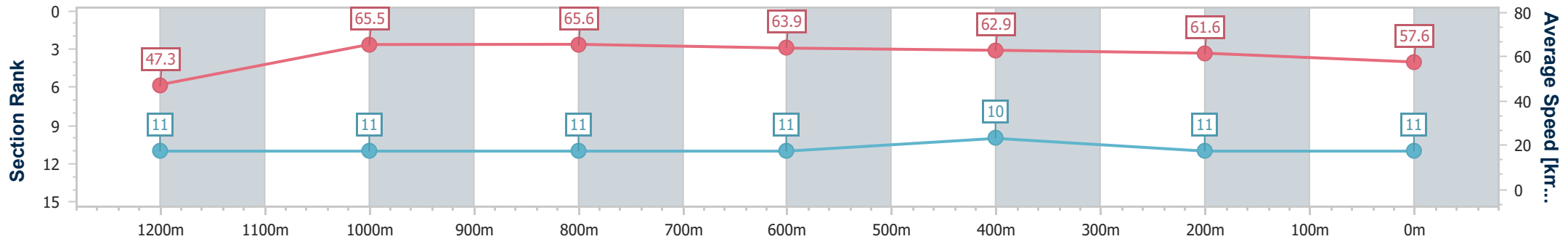
Mackay QLD Professional
Race 4: REMEMBERING OUR MATE MENKO Class 3 Plate - 1300m



12 April 2024 - 15:36

Track Rating: Good 4, Weather: Overcast, Rail Position: True

Section	Overall	1200m	1000m	800m	600m	400m	200m
Section Times	1:17.86 [11] (0:08.23)	1:09.63 [11] (0:11.15)	0:58.48 [11] (0:11.06)	0:47.42 [11] (0:11.40)	0:36.02 [11] (0:11.64)	0:24.38 [10] (0:11.86)	0:12.52 [11] (0:12.52)
Average Speed [km/h]	47.3	65.5	65.6	63.9	62.9	61.6	57.6
Top Speed [km/h]	60.0	67.4	67.0	65.0	63.3	63.0	61.6
Avg. Dist. to Rail [m]	13.4	4.0	2.2	1.6	2.1	8.0	9.3
Avg. Stride Freq. [Hz]	2.2	2.5	2.4	2.4	2.4	2.4	2.3
Avg. Stride Length [m]	5.3	7.2	7.4	7.4	7.2	7.1	7.0



- [] Ranking at each section and finish
- .-.- No data available at this section
- NA No data available



Horse/Jockey Name	Density
Final Rank	12
Fastest Section Time (Section)	0:08.37 (Overall)
Top Speed [km/h] (Section)	68.3 (1000m)
Race State	Finished



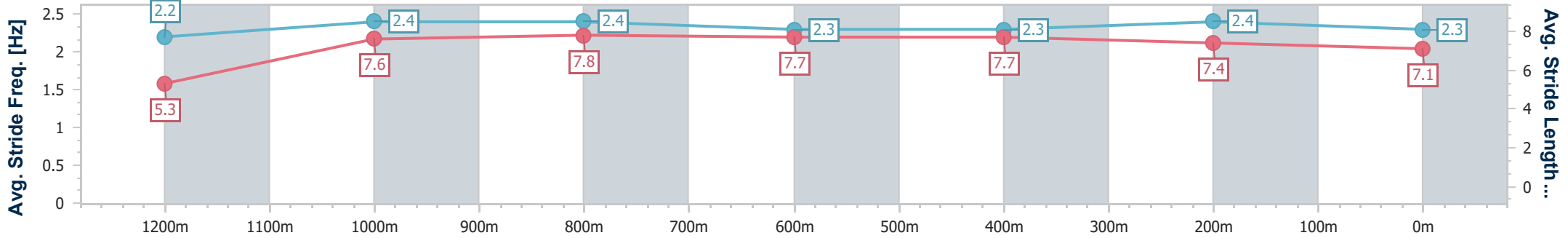
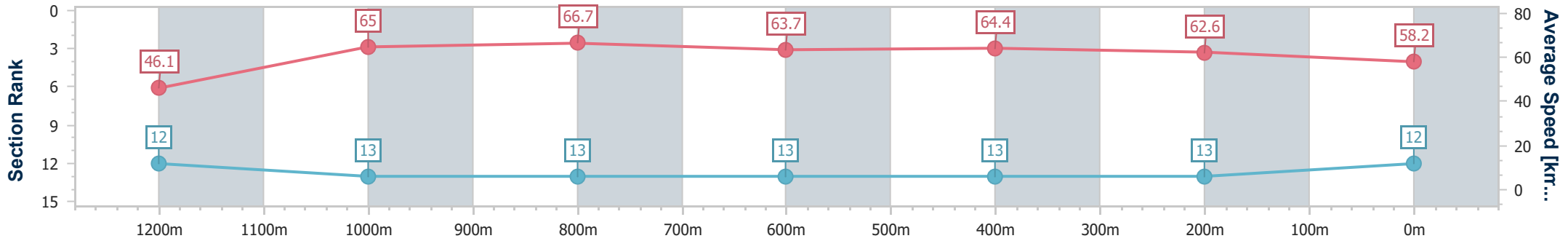
Mackay QLD Professional
Race 4: REMEMBERING OUR MATE MENKO Class 3 Plate - 1300m



12 April 2024 - 15:36

Track Rating: Good 4, Weather: Overcast, Rail Position: True

Section	Overall	1200m	1000m	800m	600m	400m	200m
Section Times	1:17.91 [12] (0:08.37)	1:09.54 [12] (0:11.21)	0:58.33 [13] (0:10.96)	0:47.37 [13] (0:11.59)	0:35.78 [13] (0:11.72)	0:24.06 [13] (0:11.67)	0:12.39 [13] (0:12.39)
Average Speed [km/h]	46.1	65.0	66.7	63.7	64.4	62.6	58.2
Top Speed [km/h]	58.8	66.5	68.3	65.8	65.8	64.4	61.0
Avg. Dist. to Rail [m]	7.0	3.7	3.7	5.1	5.9	8.1	6.8
Avg. Stride Freq. [Hz]	2.2	2.4	2.4	2.3	2.3	2.4	2.3
Avg. Stride Length [m]	5.3	7.6	7.8	7.7	7.7	7.4	7.1



- [] Ranking at each section and finish
- .-.- No data available at this section
- NA No data available



Horse/Jockey Name	Just Frank
Final Rank	13
Fastest Section Time (Section)	0:07.95 (Overall)
Top Speed [km/h] (Section)	68.3 (1200m)
Race State	Finished



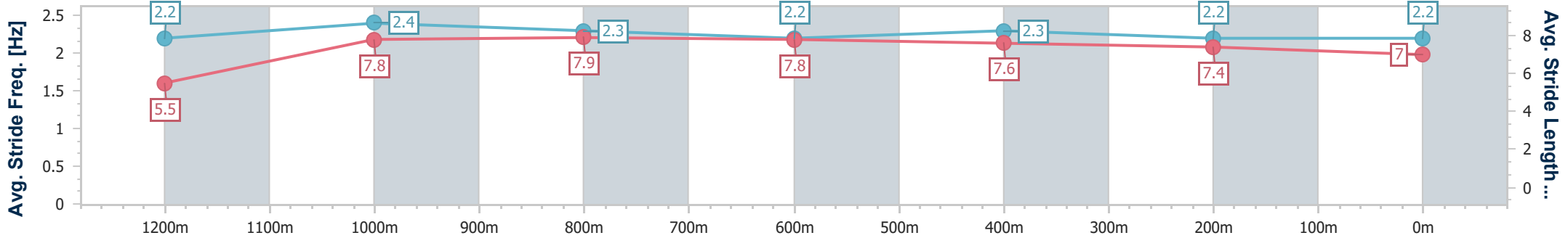
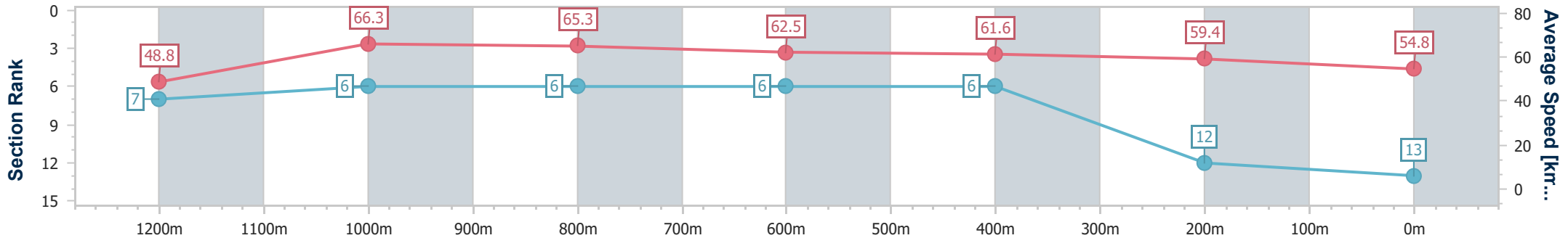
Mackay QLD Professional
Race 4: REMEMBERING OUR MATE MENKO Class 3 Plate - 1300m



12 April 2024 - 15:36

Track Rating: Good 4, Weather: Overcast, Rail Position: True

Section	Overall	1200m	1000m	800m	600m	400m	200m
Section Times	1:18.63 [13] (0:07.95)	1:10.68 [7] (0:10.88)	0:59.80 [6] (0:11.13)	0:48.67 [6] (0:11.57)	0:37.10 [6] (0:11.76)	0:25.34 [6] (0:12.19)	0:13.15 [12] (0:13.15)
Average Speed [km/h]	48.8	66.3	65.3	62.5	61.6	59.4	54.8
Top Speed [km/h]	62.5	68.3	66.2	64.8	62.5	60.7	58.0
Avg. Dist. to Rail [m]	8.1	2.6	1.8	1.4	1.0	3.2	2.8
Avg. Stride Freq. [Hz]	2.2	2.4	2.3	2.2	2.3	2.2	2.2
Avg. Stride Length [m]	5.5	7.8	7.9	7.8	7.6	7.4	7.0



- [] Ranking at each section and finish
- .-.- No data available at this section
- NA No data available



Mackay QLD Professional
Race 5: CLUNK LODGE PUNTING SYNDICATE BENCHMARK 58
Handicap - 1050m
12 April 2024 - 16:12



Track Rating: Good 4, Weather: Overcast, Rail Position: True

Section		Overall	1000m	800m	600m	400m	200m	Last 600m					
Field Times		1:00.78 (0:04.43)	0:56.35 (0:11.24)	0:45.11 (0:10.83)	0:34.28 (0:11.36)	0:22.92 (0:11.24)	0:11.68 (0:11.68)	0:34.28					
Rank	TAB Horse/Jockey	Barrier	Top Speed [km/h]	Fastest Section							Margin	Distance Travelled [m]	
1	9 OLIGARCHY Justin Stanley	9	67.2 800m	0:04.43 Overall	1:00.78 [1] (0:04.43)	0:56.35 [1] (0:11.24)	0:45.11 [1] (0:10.83)	0:34.28 [1] (0:11.39)	0:22.89 [2] (0:11.21)	0:11.68 [1] (0:11.68)	1:00.78	0:34.28	
2	5 FIGHT IN THE DOG Tasha Chambers	5	68.4 800m	0:04.85 Overall	1:01.07 [2] (0:04.85)	0:56.22 [8] (0:11.38)	0:44.84 [8] (0:10.91)	0:33.93 [8] (0:11.30)	0:22.63 [7] (0:11.21)	0:11.42 [5] (0:11.42)	0.29L	0:33.93	+5
3	1 ACOUSTIX Ashley Butler	1	69.8 1000m	0:04.65 Overall	1:01.19 [3] (0:04.65)	0:56.54 [4] (0:11.14)	0:45.40 [2] (0:10.71)	0:34.69 [2] (0:11.36)	0:23.33 [1] (0:11.38)	0:11.95 [2] (0:11.95)	0.12L	0:34.69	+7
4	3 FLYING SHAMUS Chelsea Jokic	3	68.0 1000m	0:04.63 Overall	1:01.38 [4] (0:04.63)	0:56.75 [3] (0:11.25)	0:45.50 [3] (0:11.00)	0:34.50 [3] (0:11.19)	0:23.31 [3] (0:11.39)	0:11.92 [4] (0:11.92)	0.19L	0:34.50	+3
5	10 SKREATCH Ryan Wiggins	10	67.1 800m	0:04.45 Overall	1:01.42 [5] (0:04.45)	0:56.97 [2] (0:11.53)	0:45.44 [5] (0:10.95)	0:34.49 [4] (0:11.16)	0:23.33 [4] (0:11.37)	0:11.96 [3] (0:11.96)	0.04L	0:34.49	-1
6	4 MAXIMUM ALTITUDE Les Tilley	4	69.1 1000m	0:04.91 Overall	1:02.05 [6] (0:04.91)	0:57.14 [9] (0:10.99)	0:46.15 [4] (0:11.04)	0:35.11 [5] (0:11.35)	0:23.76 [6] (0:11.42)	0:12.34 [6] (0:12.34)	0.63L	0:35.11	+9
7	8 LIFETIME QUEST Emma Bell	8	68.6 800m	0:04.77 Overall	1:02.30 [7] (0:04.77)	0:57.53 [7] (0:11.32)	0:46.21 [6] (0:10.90)	0:35.31 [6] (0:11.46)	0:23.85 [8] (0:11.59)	0:12.26 [8] (0:12.26)	0.25L	0:35.31	+9
8	12 HOLLYWOOD DREAMING Adrian Layt	12	67.2 800m	0:04.72 Overall	1:02.34 [8] (0:04.72)	0:57.62 [6] (0:11.40)	0:46.22 [7] (0:10.88)	0:35.34 [7] (0:11.28)	0:24.06 [5] (0:11.55)	0:12.51 [7] (0:12.51)	0.04L	0:35.34	+3
9	15 WHISKEY ROW Chris Whiteley	15	67.2 800m	0:04.69 Overall	1:02.36 [9] (0:04.69)	0:57.67 [5] (0:11.61)	0:46.06 [9] (0:11.09)	0:34.97 [9] (0:11.43)	0:23.54 [9] (0:11.32)	0:12.22 [9] (0:12.22)	0.02L	0:34.97	+7

Scratched: Ice Skater (#14), Cold Power (#2), Nano Star (#6), Density (#11), Pretty Slick (#7), Sensationbull (#13)



Horse/Jockey Name	Oligarchy
Final Rank	1
Fastest Section Time (Section)	0:04.43 (Overall)
Top Speed [km/h] (Section)	67.2 (800m)
Race State	Finished



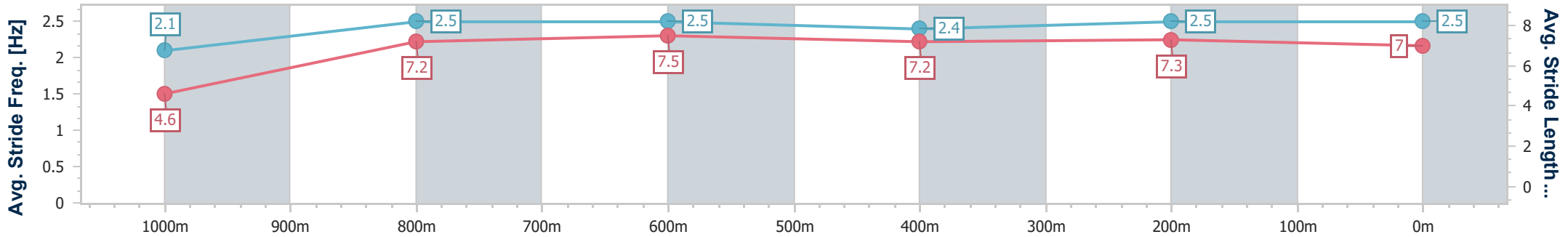
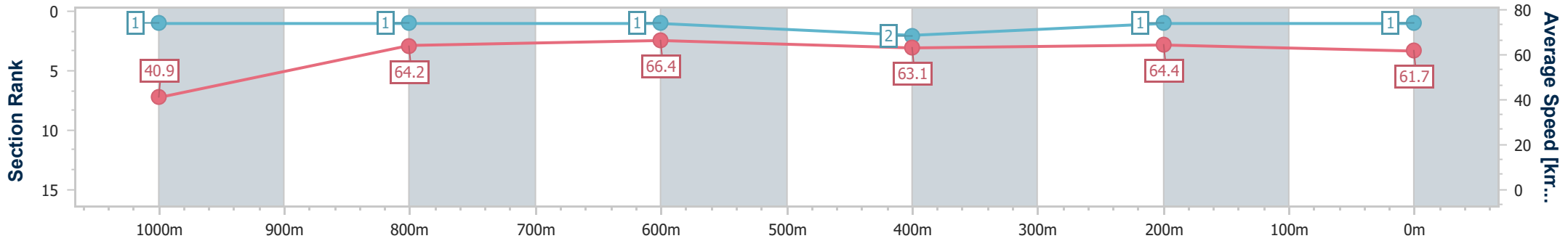
Mackay QLD Professional
Race 5: CLUNK LODGE PUNTING SYNDICATE BENCHMARK
58 Handicap - 1050m



12 April 2024 - 16:12

Track Rating: Good 4, Weather: Overcast, Rail Position: True

Section	Overall	1000m	800m	600m	400m	200m
Section Times	1:00.78 [1] (0:04.43)	0:56.35 [1] (0:11.24)	0:45.11 [1] (0:10.83)	0:34.28 [1] (0:11.39)	0:22.89 [2] (0:11.21)	0:11.68 [1] (0:11.68)
Average Speed [km/h]	40.9	64.2	66.4	63.1	64.4	61.7
Top Speed [km/h]	54.7	67.1	67.2	65.4	65.0	64.8
Avg. Dist. to Rail [m]	3.5	1.4	0.6	0.9	1.4	1.3
Avg. Stride Freq. [Hz]	2.1	2.5	2.5	2.4	2.5	2.5
Avg. Stride Length [m]	4.6	7.2	7.5	7.2	7.3	7.0



- [] Ranking at each section and finish
- .-.- No data available at this section
- NA No data available



Horse/Jockey Name	Fight In The Dog
Final Rank	2
Fastest Section Time (Section)	0:04.85 (Overall)
Top Speed [km/h] (Section)	68.4 (800m)
Race State	Finished



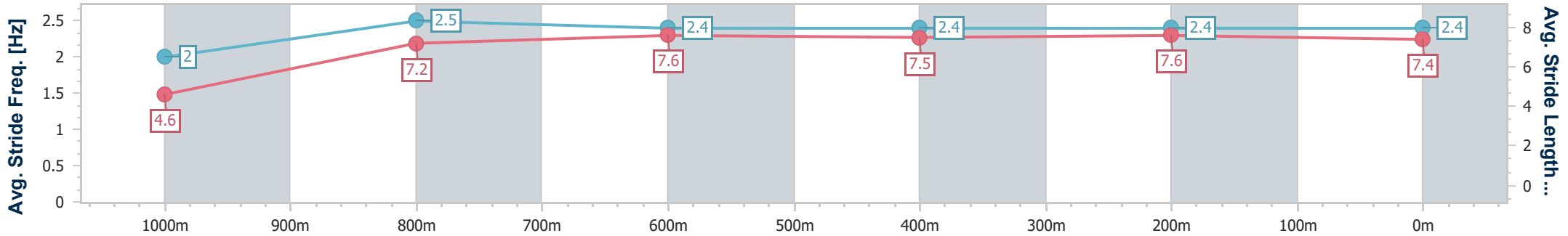
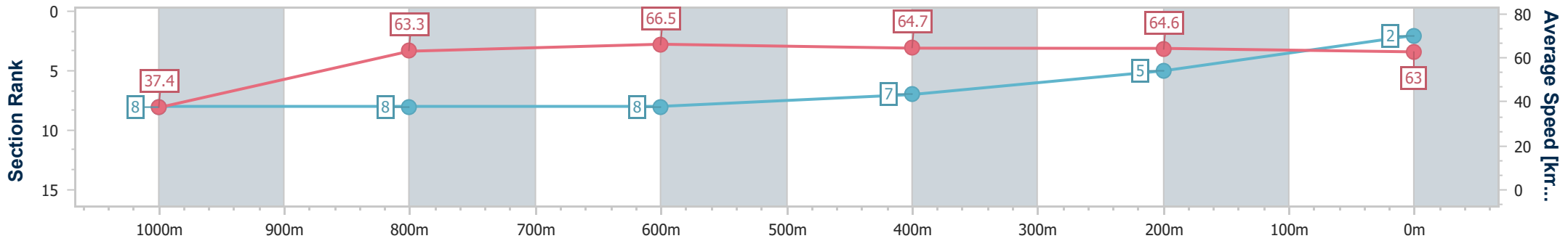
Mackay QLD Professional
Race 5: CLUNK LODGE PUNTING SYNDICATE BENCHMARK
58 Handicap - 1050m



12 April 2024 - 16:12

Track Rating: Good 4, Weather: Overcast, Rail Position: True

Section	Overall	1000m	800m	600m	400m	200m
Section Times	1:01.07 [2] (0:04.85)	0:56.22 [8] (0:11.38)	0:44.84 [8] (0:10.91)	0:33.93 [8] (0:11.30)	0:22.63 [7] (0:11.21)	0:11.42 [5] (0:11.42)
Average Speed [km/h]	37.4	63.3	66.5	64.7	64.6	63.0
Top Speed [km/h]	52.4	68.0	68.4	66.6	66.2	66.5
Avg. Dist. to Rail [m]	2.5	2.1	1.4	1.9	3.7	5.4
Avg. Stride Freq. [Hz]	2.0	2.5	2.4	2.4	2.4	2.4
Avg. Stride Length [m]	4.6	7.2	7.6	7.5	7.6	7.4



- [] Ranking at each section and finish
- .-.- No data available at this section
- NA No data available



Horse/Jockey Name	Acoustix
Final Rank	3
Fastest Section Time (Section)	0:04.65 (Overall)
Top Speed [km/h] (Section)	69.8 (1000m)
Race State	Finished



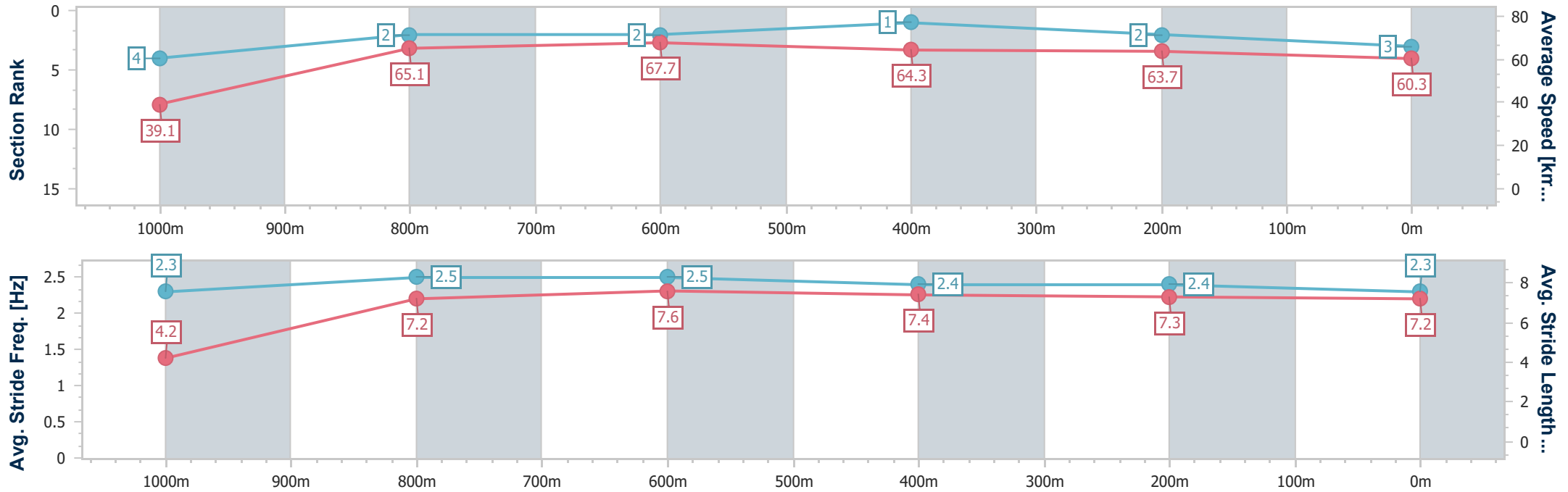
Mackay QLD Professional
Race 5: CLUNK LODGE PUNTING SYNDICATE BENCHMARK
58 Handicap - 1050m



12 April 2024 - 16:12

Track Rating: Good 4, Weather: Overcast, Rail Position: True

Section	Overall	1000m	800m	600m	400m	200m
Section Times	1:01.19 [3] (0:04.65)	0:56.54 [4] (0:11.14)	0:45.40 [2] (0:10.71)	0:34.69 [2] (0:11.36)	0:23.33 [1] (0:11.38)	0:11.95 [2] (0:11.95)
Average Speed [km/h]	39.1	65.1	67.7	64.3	63.7	60.3
Top Speed [km/h]	53.7	69.8	69.2	65.4	64.7	63.9
Avg. Dist. to Rail [m]	5.7	5.0	2.9	2.0	3.0	2.1
Avg. Stride Freq. [Hz]	2.3	2.5	2.5	2.4	2.4	2.3
Avg. Stride Length [m]	4.2	7.2	7.6	7.4	7.3	7.2



- [] Ranking at each section and finish
- .-.- No data available at this section
- NA No data available



Horse/Jockey Name	Flying Shamus
Final Rank	4
Fastest Section Time (Section)	0:04.63 (Overall)
Top Speed [km/h] (Section)	68.0 (1000m)
Race State	Finished

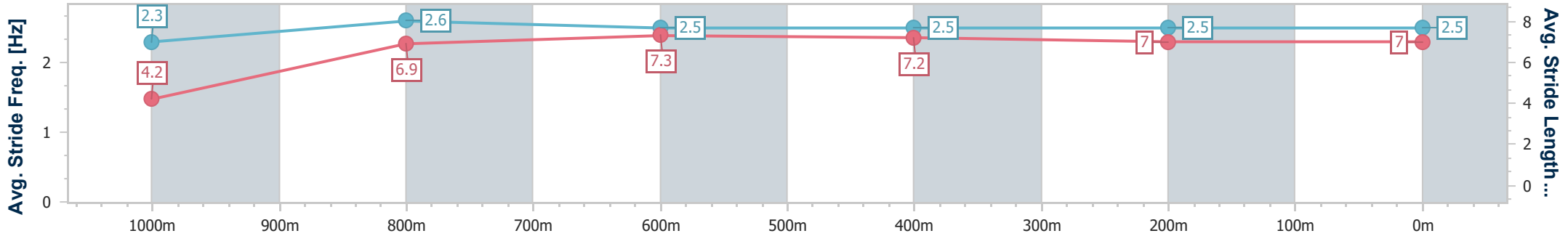
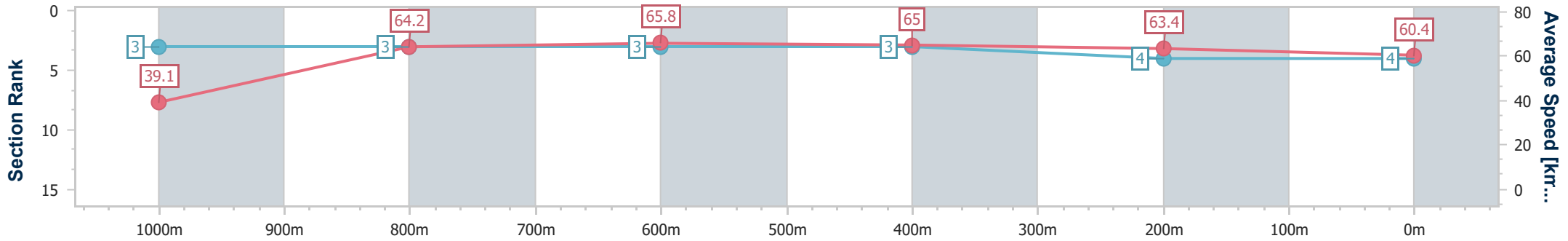


Mackay QLD Professional
 Race 5: CLUNK LODGE PUNTING SYNDICATE BENCHMARK
 58 Handicap - 1050m



12 April 2024 - 16:12
 Track Rating: Good 4, Weather: Overcast, Rail Position: True

Section	Overall	1000m	800m	600m	400m	200m
Section Times	1:01.38 [4] (0:04.63)	0:56.75 [3] (0:11.25)	0:45.50 [3] (0:11.00)	0:34.50 [3] (0:11.19)	0:23.31 [3] (0:11.39)	0:11.92 [4] (0:11.92)
Average Speed [km/h]	39.1	64.2	65.8	65.0	63.4	60.4
Top Speed [km/h]	54.2	68.0	66.6	66.4	64.4	63.4
Avg. Dist. to Rail [m]	2.3	2.7	1.5	1.1	4.1	4.2
Avg. Stride Freq. [Hz]	2.3	2.6	2.5	2.5	2.5	2.5
Avg. Stride Length [m]	4.2	6.9	7.3	7.2	7.0	7.0



- [] Ranking at each section and finish
- .-.- No data available at this section
- NA No data available



Horse/Jockey Name	Skreatch
Final Rank	5
Fastest Section Time (Section)	0:04.45 (Overall)
Top Speed [km/h] (Section)	67.1 (800m)
Race State	Finished



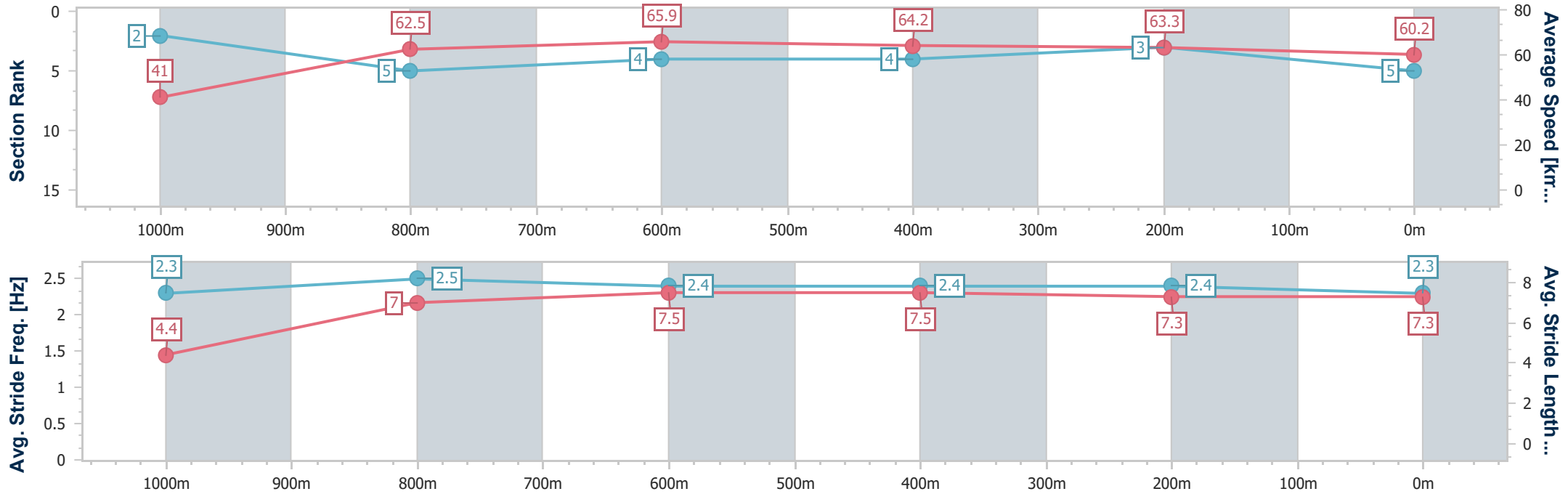
Mackay QLD Professional
Race 5: CLUNK LODGE PUNTING SYNDICATE BENCHMARK
58 Handicap - 1050m



12 April 2024 - 16:12

Track Rating: Good 4, Weather: Overcast, Rail Position: True

Section	Overall	1000m	800m	600m	400m	200m
Section Times	1:01.42 [5] (0:04.45)	0:56.97 [2] (0:11.53)	0:45.44 [5] (0:10.95)	0:34.49 [4] (0:11.16)	0:23.33 [4] (0:11.37)	0:11.96 [3] (0:11.96)
Average Speed [km/h]	41.0	62.5	65.9	64.2	63.3	60.2
Top Speed [km/h]	53.4	66.6	67.1	65.9	64.9	64.3
Avg. Dist. to Rail [m]	0.9	1.7	1.0	0.8	2.2	4.2
Avg. Stride Freq. [Hz]	2.3	2.5	2.4	2.4	2.4	2.3
Avg. Stride Length [m]	4.4	7.0	7.5	7.5	7.3	7.3



- [] Ranking at each section and finish
- .-.- No data available at this section
- NA No data available



Horse/Jockey Name	Maximum Altitude
Final Rank	6
Fastest Section Time (Section)	0:04.91 (Overall)
Top Speed [km/h] (Section)	69.1 (1000m)
Race State	Finished



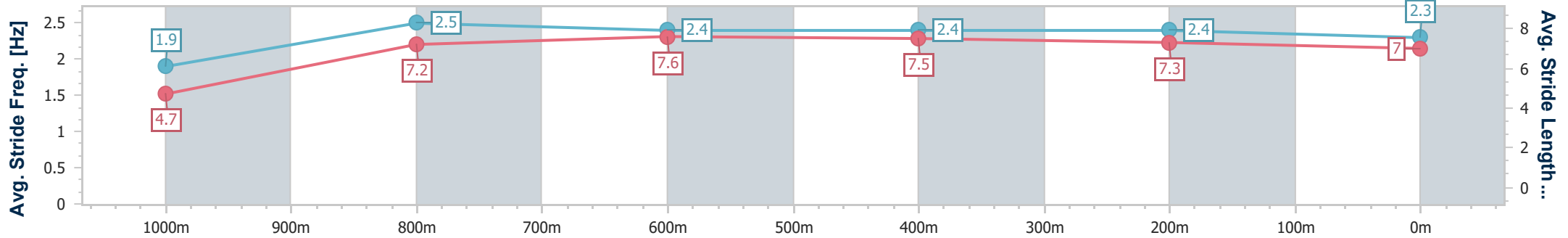
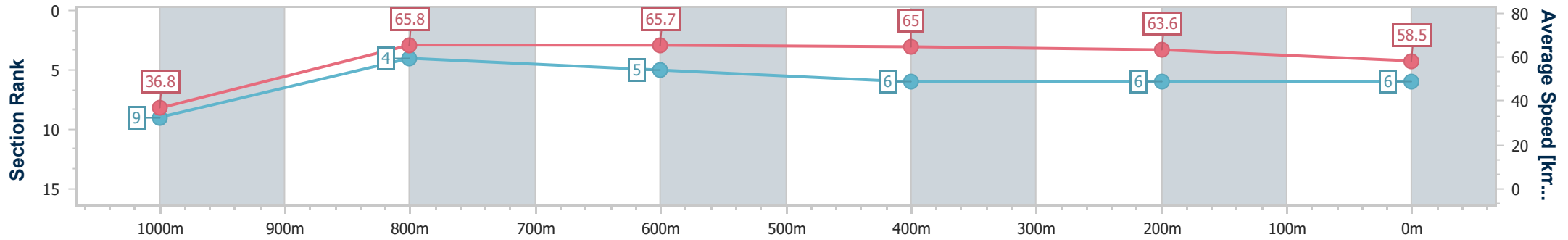
Mackay QLD Professional
Race 5: CLUNK LODGE PUNTING SYNDICATE BENCHMARK
58 Handicap - 1050m



12 April 2024 - 16:12

Track Rating: Good 4, Weather: Overcast, Rail Position: True

Section	Overall	1000m	800m	600m	400m	200m
Section Times	1:02.05 [6] (0:04.91)	0:57.14 [9] (0:10.99)	0:46.15 [4] (0:11.04)	0:35.11 [5] (0:11.35)	0:23.76 [6] (0:11.42)	0:12.34 [6] (0:12.34)
Average Speed [km/h]	36.8	65.8	65.7	65.0	63.6	58.5
Top Speed [km/h]	55.3	69.1	67.4	65.8	65.2	62.7
Avg. Dist. to Rail [m]	0.8	1.4	1.8	3.4	5.4	6.3
Avg. Stride Freq. [Hz]	1.9	2.5	2.4	2.4	2.4	2.3
Avg. Stride Length [m]	4.7	7.2	7.6	7.5	7.3	7.0



- [] Ranking at each section and finish
- .-.- No data available at this section
- NA No data available



Horse/Jockey Name	Lifetime Quest
Final Rank	7
Fastest Section Time (Section)	0:04.77 (Overall)
Top Speed [km/h] (Section)	68.6 (800m)
Race State	Finished



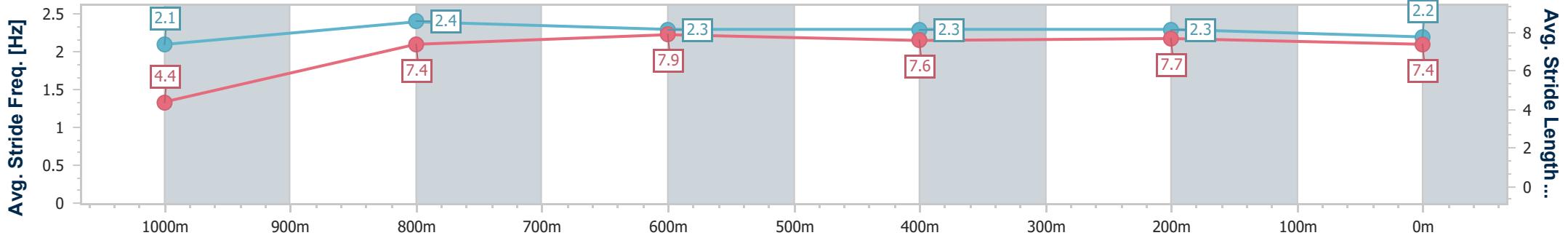
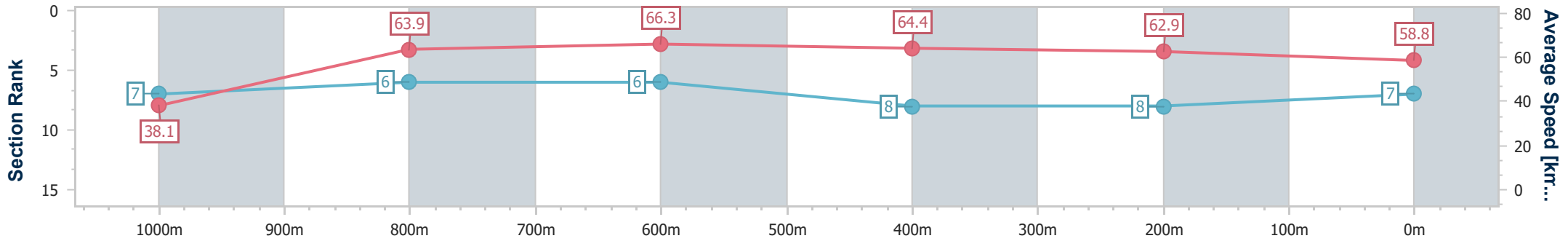
Mackay QLD Professional
Race 5: CLUNK LODGE PUNTING SYNDICATE BENCHMARK
58 Handicap - 1050m



12 April 2024 - 16:12

Track Rating: Good 4, Weather: Overcast, Rail Position: True

Section	Overall	1000m	800m	600m	400m	200m
Section Times	1:02.30 [7] (0:04.77)	0:57.53 [7] (0:11.32)	0:46.21 [6] (0:10.90)	0:35.31 [6] (0:11.46)	0:23.85 [8] (0:11.59)	0:12.26 [8] (0:12.26)
Average Speed [km/h]	38.1	63.9	66.3	64.4	62.9	58.8
Top Speed [km/h]	53.8	67.2	68.6	65.8	63.9	61.5
Avg. Dist. to Rail [m]	1.5	2.2	2.1	3.4	6.3	7.1
Avg. Stride Freq. [Hz]	2.1	2.4	2.3	2.3	2.3	2.2
Avg. Stride Length [m]	4.4	7.4	7.9	7.6	7.7	7.4



- [] Ranking at each section and finish
- .-.- No data available at this section
- NA No data available



Horse/Jockey Name	Hollywood Dreaming
Final Rank	8
Fastest Section Time (Section)	0:04.72 (Overall)
Top Speed [km/h] (Section)	67.2 (800m)
Race State	Finished



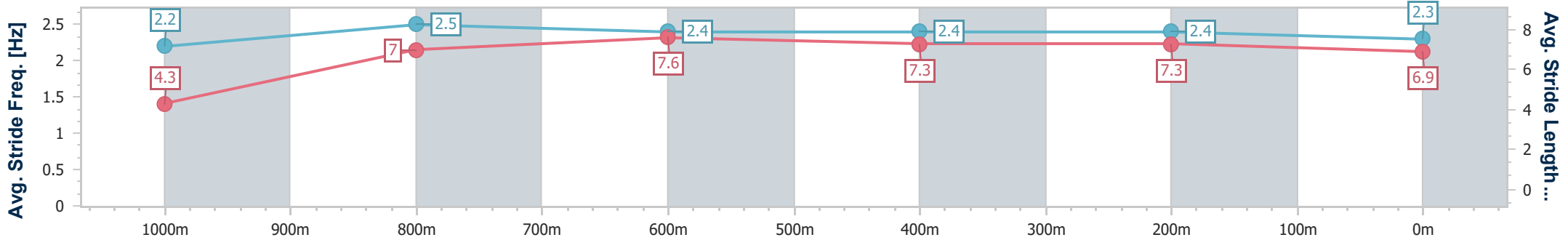
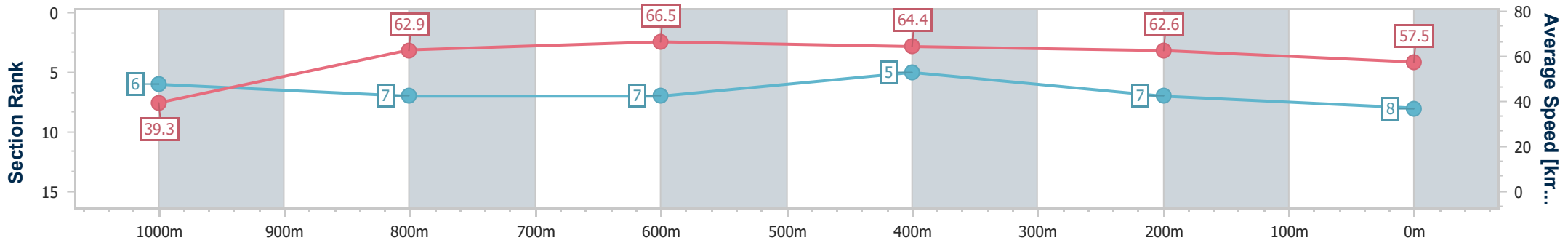
Mackay QLD Professional
 Race 5: CLUNK LODGE PUNTING SYNDICATE BENCHMARK
 58 Handicap - 1050m



12 April 2024 - 16:12

Track Rating: Good 4, Weather: Overcast, Rail Position: True

Section	Overall	1000m	800m	600m	400m	200m
Section Times	1:02.34 [8] (0:04.72)	0:57.62 [6] (0:11.40)	0:46.22 [7] (0:10.88)	0:35.34 [7] (0:11.28)	0:24.06 [5] (0:11.55)	0:12.51 [7] (0:12.51)
Average Speed [km/h]	39.3	62.9	66.5	64.4	62.6	57.5
Top Speed [km/h]	55.7	66.4	67.2	66.0	63.9	60.5
Avg. Dist. to Rail [m]	2.6	0.9	0.8	1.2	2.7	2.4
Avg. Stride Freq. [Hz]	2.2	2.5	2.4	2.4	2.4	2.3
Avg. Stride Length [m]	4.3	7.0	7.6	7.3	7.3	6.9



- [] Ranking at each section and finish
- .-.- No data available at this section
- NA No data available



Horse/Jockey Name	Whiskey Row
Final Rank	9
Fastest Section Time (Section)	0:04.69 (Overall)
Top Speed [km/h] (Section)	67.2 (800m)
Race State	Finished



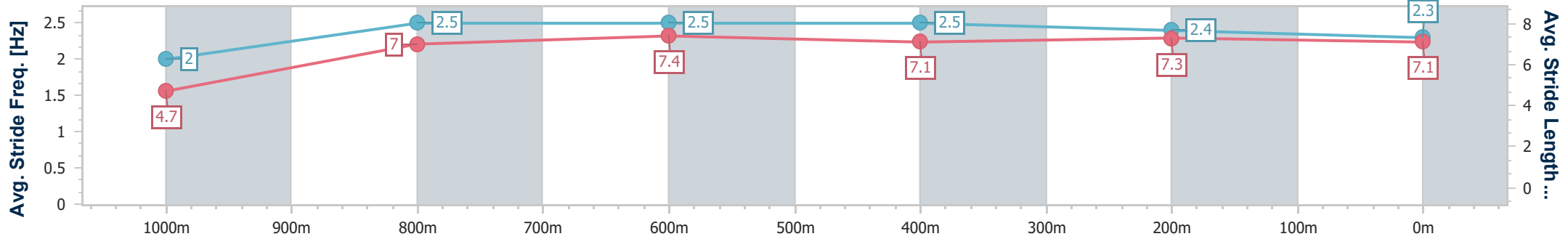
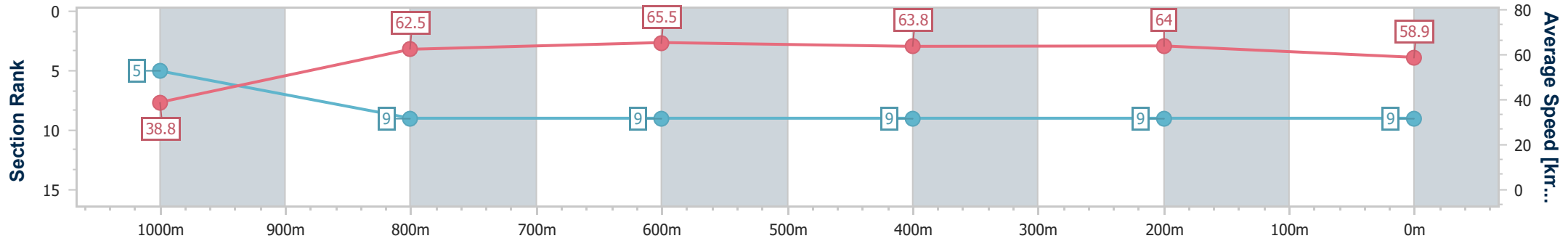
Mackay QLD Professional
Race 5: CLUNK LODGE PUNTING SYNDICATE BENCHMARK
58 Handicap - 1050m



12 April 2024 - 16:12

Track Rating: Good 4, Weather: Overcast, Rail Position: True

Section	Overall	1000m	800m	600m	400m	200m
Section Times	1:02.36 [9] (0:04.69)	0:57.67 [5] (0:11.61)	0:46.06 [9] (0:11.09)	0:34.97 [9] (0:11.43)	0:23.54 [9] (0:11.32)	0:12.22 [9] (0:12.22)
Average Speed [km/h]	38.8	62.5	65.5	63.8	64.0	58.9
Top Speed [km/h]	54.4	65.0	67.2	65.0	64.7	62.7
Avg. Dist. to Rail [m]	4.3	4.3	2.8	1.5	3.1	4.1
Avg. Stride Freq. [Hz]	2.0	2.5	2.5	2.5	2.4	2.3
Avg. Stride Length [m]	4.7	7.0	7.4	7.1	7.3	7.1



- [] Ranking at each section and finish
- .-.- No data available at this section
- NA No data available



Mackay QLD Professional

Race 6: ON IT TRAINING OPEN Handicap - 1050m

12 April 2024 - 16:47



MACKAY TURF CLUB
Ooralea Racecourse

Track Rating: Good 4, Weather: Overcast, Rail Position: True

Section													Last 600m	
Field Times		Overall	1000m	800m	600m	400m	200m						0:33.46	
		0:59.55 (0:04.25)	0:55.30 (0:11.19)	0:44.11 (0:10.65)	0:33.46 (0:11.12)	0:22.34 (0:10.83)	0:11.51 (0:11.51)							
Rank	TAB	Horse/Jockey	Barrier	Top Speed [km/h]	Fastest Section								Margin	Distance Travelled [m]
1	5	QUEEN ASSASSIN Justin Stanley	5	69.3 800m	0:04.36 Overall	0:59.55 [1] (0:04.36)	0:55.19 [3] (0:11.08)	0:44.11 [1] (0:10.75)	0:33.36 [3] (0:11.12)	0:22.24 [4] (0:10.77)	0:11.47 [2] (0:11.47)	0:59.55	0:33.36	
2	6	CAPTAIN FOX Chris Whiteley	6	69.6 800m	0:04.25 Overall	0:59.72 [2] (0:04.25)	0:55.47 [1] (0:11.33)	0:44.14 [3] (0:10.57)	0:33.57 [2] (0:11.06)	0:22.51 [1] (0:10.83)	0:11.68 [1] (0:11.68)	0.99L	0:33.57	+2
3	4	COURTESY BUS Sean Cormack	4	68.9 800m	0:04.36 Overall	0:59.78 [3] (0:04.36)	0:55.42 [4] (0:11.29)	0:44.13 [4] (0:10.68)	0:33.45 [4] (0:10.97)	0:22.48 [3] (0:10.96)	0:11.52 [3] (0:11.52)	1.35L	0:33.45	+0
4	10	ANTAGONISER Luke Tarrant	10	68.9 800m	0:04.61 Overall	1:00.18 [4] (0:04.61)	0:55.57 [10] (0:11.33)	0:44.24 [7] (0:10.73)	0:33.51 [7] (0:10.91)	0:22.60 [5] (0:10.91)	0:11.69 [5] (0:11.69)	3.71L	0:33.51	-6
5	2	KALASHNIKOV Emma Bell	2	68.7 800m	0:04.31 Overall	1:00.32 [5] (0:04.31)	0:56.01 [2] (0:11.19)	0:44.82 [2] (0:10.59)	0:34.23 [1] (0:11.16)	0:23.07 [2] (0:11.09)	0:11.98 [4] (0:11.98)	4.52L	0:34.23	+3
6	8	THISLAND IS MYLAND Les Tilley	8	69.9 800m	0:04.46 Overall	1:00.42 [6] (0:04.46)	0:55.96 [8] (0:11.70)	0:44.26 [9] (0:10.59)	0:33.67 [8] (0:11.07)	0:22.60 [8] (0:10.94)	0:11.66 [7] (0:11.66)	5.1L	0:33.67	+3
7	9	MEDIA EMPIRE Warwick Satherley	9	69.2 800m	0:04.43 Overall	1:00.46 [7] (0:04.43)	0:56.03 [6] (0:11.47)	0:44.56 [6] (0:10.67)	0:33.89 [6] (0:11.08)	0:22.81 [7] (0:11.02)	0:11.79 [6] (0:11.79)	5.33L	0:33.89	+6
8	7	EXETER Jackson Murphy	7	69.6 800m	0:04.43 Overall	1:00.58 [8] (0:04.43)	0:56.15 [6] (0:11.69)	0:44.46 [8] (0:10.69)	0:33.77 [9] (0:11.08)	0:22.69 [9] (0:10.94)	0:11.75 [9] (0:11.75)	6.02L	0:33.77	+1
9	11	TORQUE SENSATION Melea Castle	11	68.3 800m	0:04.43 Overall	1:00.72 [9] (0:04.43)	0:56.29 [5] (0:11.32)	0:44.97 [5] (0:10.77)	0:34.20 [5] (0:11.12)	0:23.08 [6] (0:11.12)	0:11.96 [7] (0:11.96)	6.84L	0:34.20	+6
10	3	CABALO ESCURO Adam Sewell	3	68.9 800m	0:04.56 Overall	1:00.83 [10] (0:04.56)	0:56.27 [9] (0:11.61)	0:44.66 [10] (0:10.67)	0:33.99 [10] (0:11.06)	0:22.93 [10] (0:11.04)	0:11.89 [10] (0:11.89)	7.5L	0:33.99	-1

Scratched: Flying Shamus (#12), Namazu (#1)

[] Ranking at each section and finish
 -:-:- No data available at this section
 NA No data available

SCN Saddle cloth number
 DNF Did not finish
 DNT Did not track



Horse/Jockey Name	Queen Assassin
Final Rank	1
Fastest Section Time (Section)	0:04.36 (Overall)
Top Speed [km/h] (Section)	69.3 (800m)
Race State	Finished



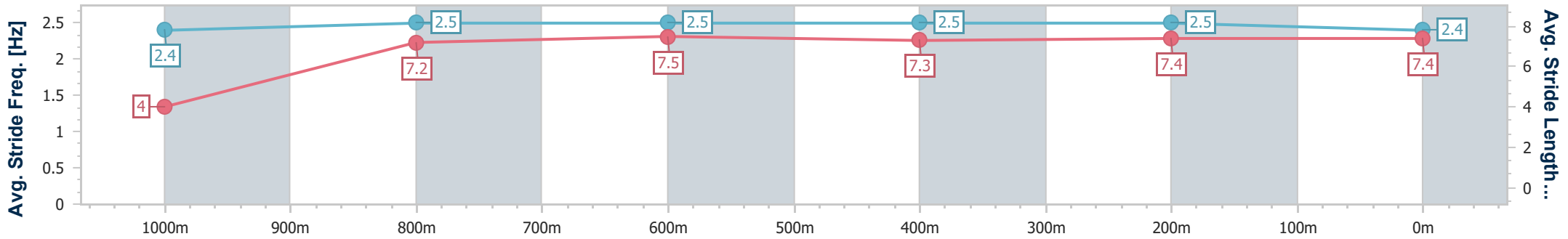
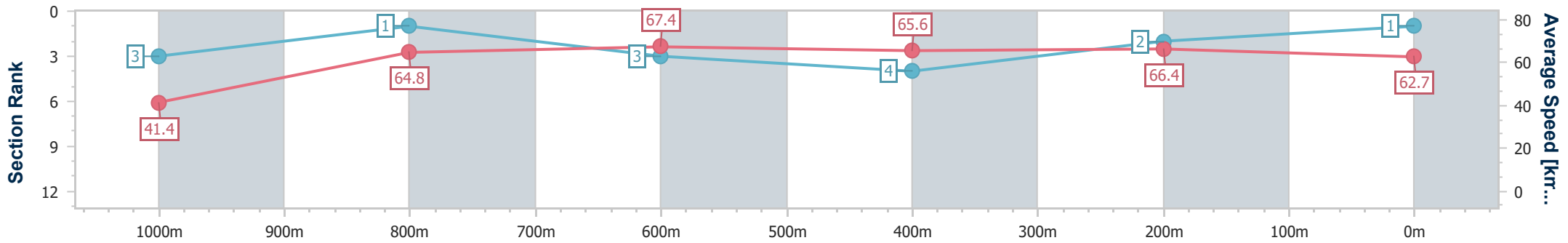
Mackay QLD Professional
Race 6: ON IT TRAINING OPEN Handicap - 1050m



12 April 2024 - 16:47

Track Rating: Good 4, Weather: Overcast, Rail Position: True

Section	Overall	1000m	800m	600m	400m	200m
Section Times	0:59.55 [1] (0:04.36)	0:55.19 [3] (0:11.08)	0:44.11 [1] (0:10.75)	0:33.36 [3] (0:11.12)	0:22.24 [4] (0:10.77)	0:11.47 [2] (0:11.47)
Average Speed [km/h]	41.4	64.8	67.4	65.6	66.4	62.7
Top Speed [km/h]	57.4	67.7	69.3	66.6	67.8	67.0
Avg. Dist. to Rail [m]	1.8	0.5	1.7	1.6	1.3	0.4
Avg. Stride Freq. [Hz]	2.4	2.5	2.5	2.5	2.5	2.4
Avg. Stride Length [m]	4.0	7.2	7.5	7.3	7.4	7.4



- [] Ranking at each section and finish
- .-.- No data available at this section
- NA No data available



Horse/Jockey Name	Captain Fox
Final Rank	2
Fastest Section Time (Section)	0:04.25 (Overall)
Top Speed [km/h] (Section)	69.6 (800m)
Race State	Finished



Mackay QLD Professional

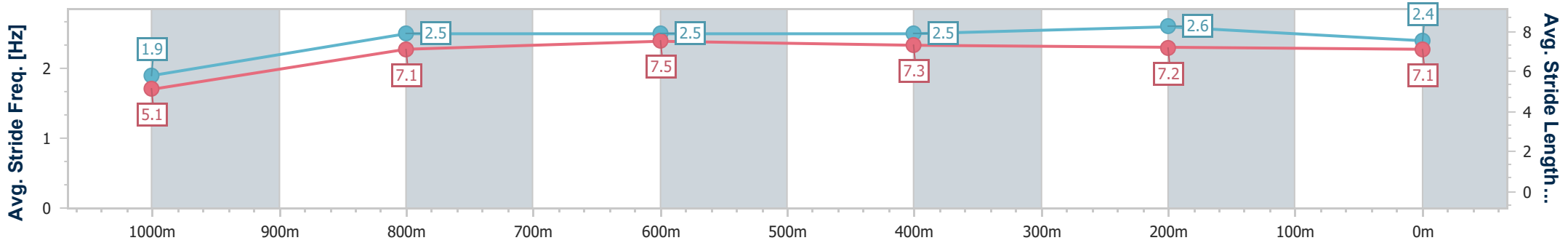
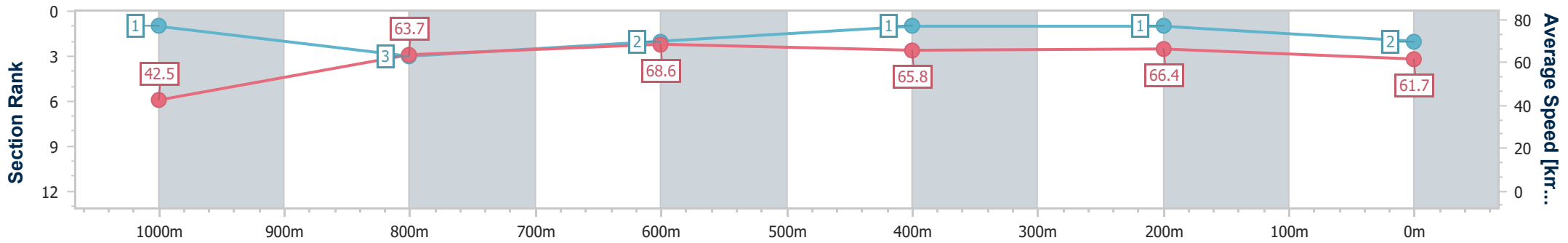
Race 6: ON IT TRAINING OPEN Handicap - 1050m

12 April 2024 - 16:47

Track Rating: Good 4, Weather: Overcast, Rail Position: True



Section	Overall	1000m	800m	600m	400m	200m
Section Times	0:59.72 [2] (0:04.25)	0:55.47 [1] (0:11.33)	0:44.14 [3] (0:10.57)	0:33.57 [2] (0:11.06)	0:22.51 [1] (0:10.83)	0:11.68 [1] (0:11.68)
Average Speed [km/h]	42.5	63.7	68.6	65.8	66.4	61.7
Top Speed [km/h]	53.8	67.5	69.6	67.2	68.0	65.8
Avg. Dist. to Rail [m]	1.4	1.8	1.5	1.3	0.8	1.0
Avg. Stride Freq. [Hz]	1.9	2.5	2.5	2.5	2.6	2.4
Avg. Stride Length [m]	5.1	7.1	7.5	7.3	7.2	7.1



- [] Ranking at each section and finish
- .-.- No data available at this section
- NA No data available



Horse/Jockey Name	Courtesy Bus
Final Rank	3
Fastest Section Time (Section)	0:04.36 (Overall)
Top Speed [km/h] (Section)	68.9 (800m)
Race State	Finished



Mackay QLD Professional

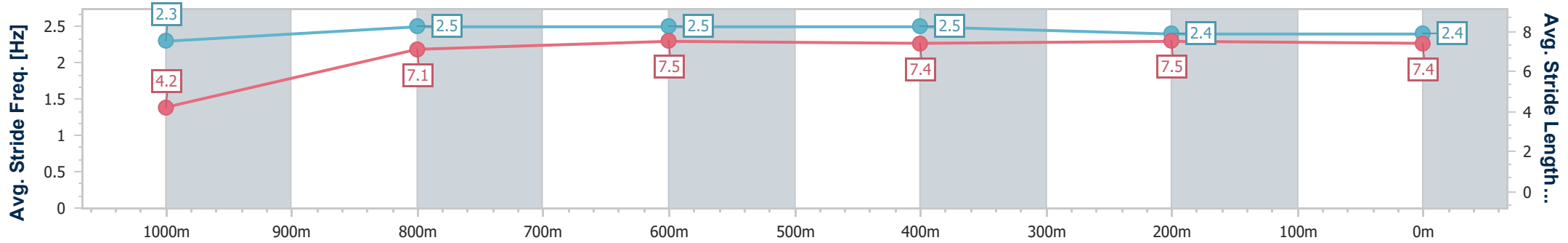
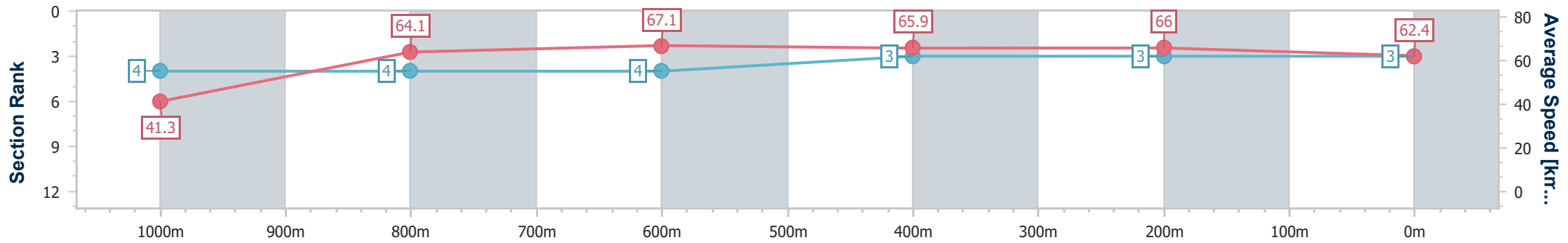
Race 6: ON IT TRAINING OPEN Handicap - 1050m

12 April 2024 - 16:47

Track Rating: Good 4, Weather: Overcast, Rail Position: True



Section	Overall	1000m	800m	600m	400m	200m
Section Times	0:59.78 [3] (0:04.36)	0:55.42 [4] (0:11.29)	0:44.13 [4] (0:10.68)	0:33.45 [4] (0:10.97)	0:22.48 [3] (0:10.96)	0:11.52 [3] (0:11.52)
Average Speed [km/h]	41.3	64.1	67.1	65.9	66.0	62.4
Top Speed [km/h]	54.1	67.2	68.9	66.8	66.7	65.4
Avg. Dist. to Rail [m]	3.8	0.5	0.4	0.4	1.8	3.5
Avg. Stride Freq. [Hz]	2.3	2.5	2.5	2.5	2.4	2.4
Avg. Stride Length [m]	4.2	7.1	7.5	7.4	7.5	7.4



- [] Ranking at each section and finish
- .-.- No data available at this section
- NA No data available



Horse/Jockey Name	Antagoniser
Final Rank	4
Fastest Section Time (Section)	0:04.61 (Overall)
Top Speed [km/h] (Section)	68.9 (800m)
Race State	Finished



Mackay QLD Professional

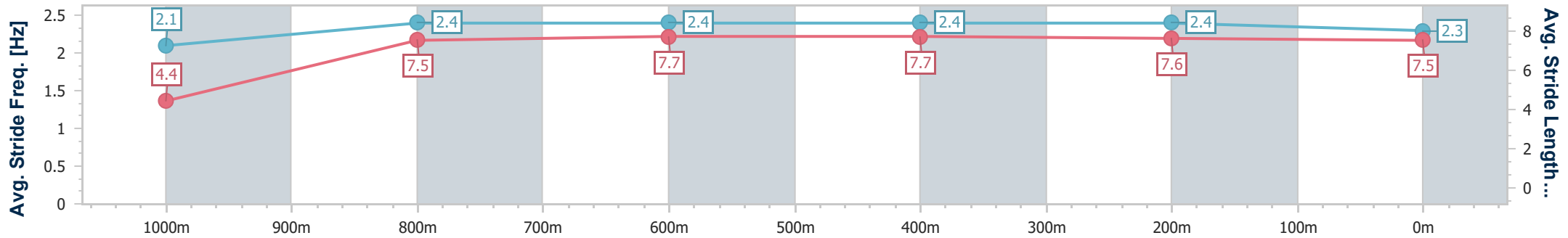
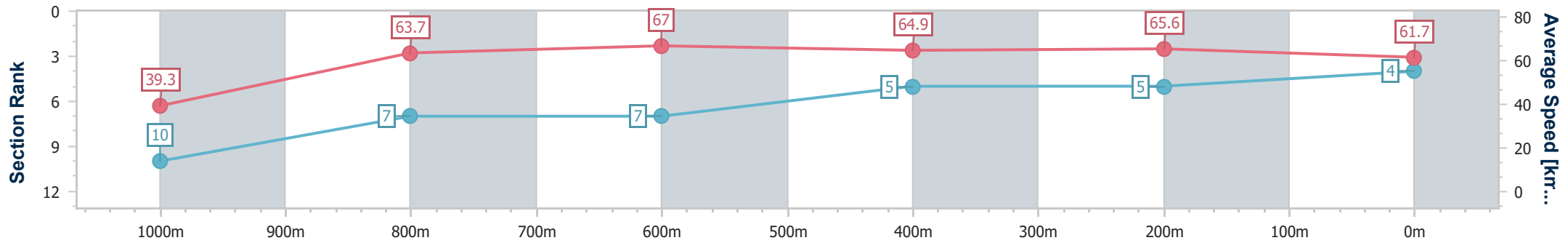
Race 6: ON IT TRAINING OPEN Handicap - 1050m

12 April 2024 - 16:47

Track Rating: Good 4, Weather: Overcast, Rail Position: True



Section	Overall	1000m	800m	600m	400m	200m
Section Times	1:00.18 [4] (0:04.61)	0:55.57 [10] (0:11.33)	0:44.24 [7] (0:10.73)	0:33.51 [7] (0:10.91)	0:22.60 [5] (0:10.91)	0:11.69 [5] (0:11.69)
Average Speed [km/h]	39.3	63.7	67.0	64.9	65.6	61.7
Top Speed [km/h]	54.8	66.8	68.9	66.8	66.8	64.8
Avg. Dist. to Rail [m]	0.5	0.8	0.5	2.2	1.1	1.2
Avg. Stride Freq. [Hz]	2.1	2.4	2.4	2.4	2.4	2.3
Avg. Stride Length [m]	4.4	7.5	7.7	7.7	7.6	7.5



- [] Ranking at each section and finish
- .-.- No data available at this section
- NA No data available



Horse/Jockey Name	Kalashnikov
Final Rank	5
Fastest Section Time (Section)	0:04.31 (Overall)
Top Speed [km/h] (Section)	68.7 (800m)
Race State	Finished



Mackay QLD Professional

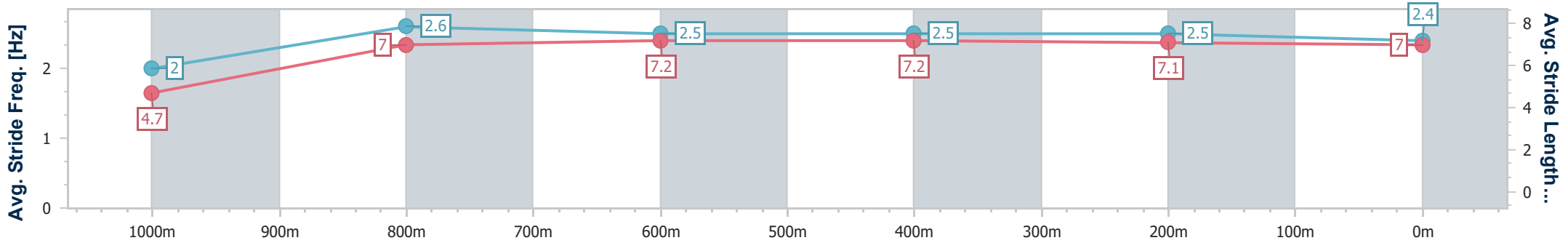
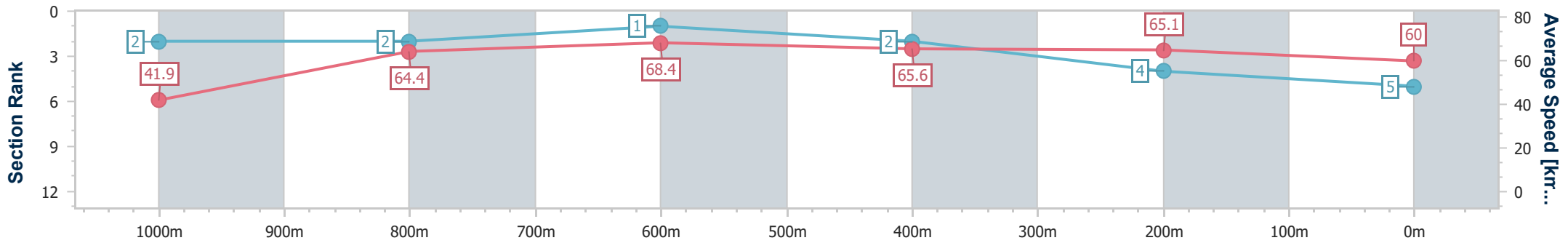
Race 6: ON IT TRAINING OPEN Handicap - 1050m

12 April 2024 - 16:47

Track Rating: Good 4, Weather: Overcast, Rail Position: True



Section	Overall	1000m	800m	600m	400m	200m
Section Times	1:00.32 [5] (0:04.31)	0:56.01 [2] (0:11.19)	0:44.82 [2] (0:10.59)	0:34.23 [1] (0:11.16)	0:23.07 [2] (0:11.09)	0:11.98 [4] (0:11.98)
Average Speed [km/h]	41.9	64.4	68.4	65.6	65.1	60.0
Top Speed [km/h]	54.4	68.0	68.7	66.2	65.8	64.1
Avg. Dist. to Rail [m]	2.9	2.1	1.1	2.4	1.8	3.6
Avg. Stride Freq. [Hz]	2.0	2.6	2.5	2.5	2.5	2.4
Avg. Stride Length [m]	4.7	7.0	7.2	7.2	7.1	7.0



- [] Ranking at each section and finish
- .-.- No data available at this section
- NA No data available



Horse/Jockey Name	Thisland Is Myland
Final Rank	6
Fastest Section Time (Section)	0:04.46 (Overall)
Top Speed [km/h] (Section)	69.9 (800m)
Race State	Finished



Mackay QLD Professional

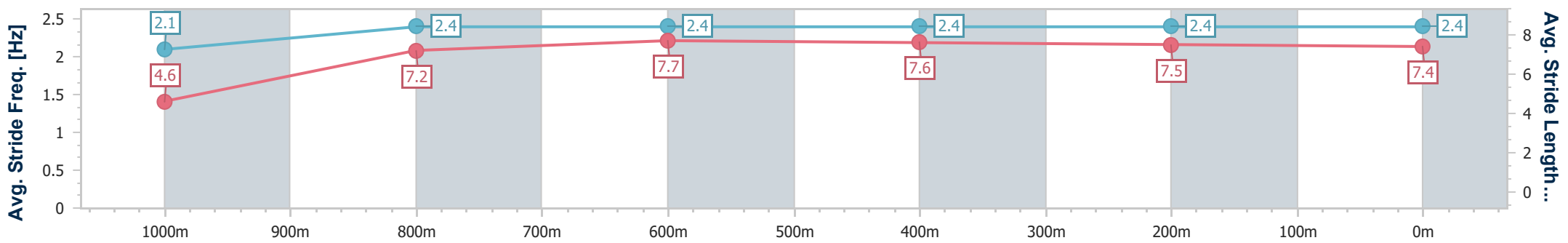
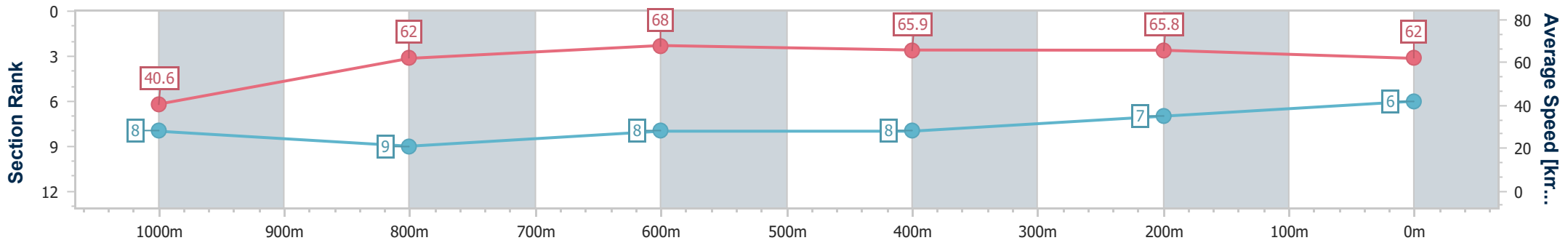
Race 6: ON IT TRAINING OPEN Handicap - 1050m

12 April 2024 - 16:47

Track Rating: Good 4, Weather: Overcast, Rail Position: True



Section	Overall	1000m	800m	600m	400m	200m
Section Times	1:00.42 [6] (0:04.46)	0:55.96 [8] (0:11.70)	0:44.26 [9] (0:10.59)	0:33.67 [8] (0:11.07)	0:22.60 [8] (0:10.94)	0:11.66 [7]
Average Speed [km/h]	40.6	62.0	68.0	65.9	65.8	62.0
Top Speed [km/h]	52.6	66.3	69.9	68.6	67.0	65.7
Avg. Dist. to Rail [m]	5.2	3.8	1.3	1.5	4.4	6.6
Avg. Stride Freq. [Hz]	2.1	2.4	2.4	2.4	2.4	2.4
Avg. Stride Length [m]	4.6	7.2	7.7	7.6	7.5	7.4



- [] Ranking at each section and finish
- .-.- No data available at this section
- NA No data available



Horse/Jockey Name	Media Empire
Final Rank	7
Fastest Section Time (Section)	0:04.43 (Overall)
Top Speed [km/h] (Section)	69.2 (800m)
Race State	Finished



Mackay QLD Professional

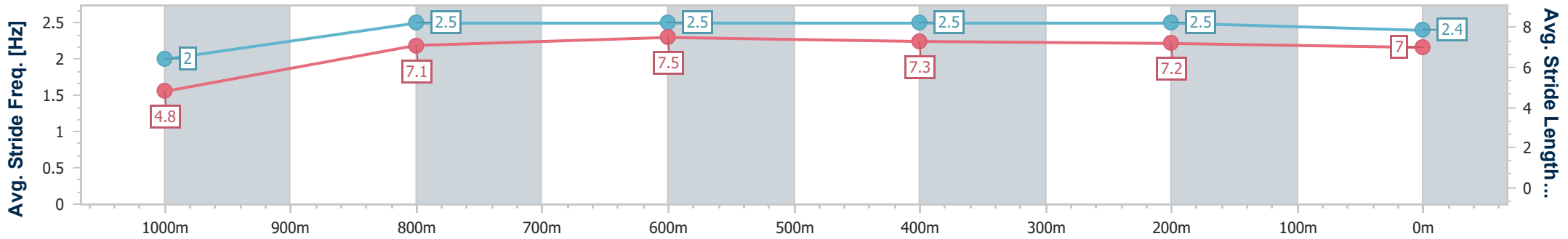
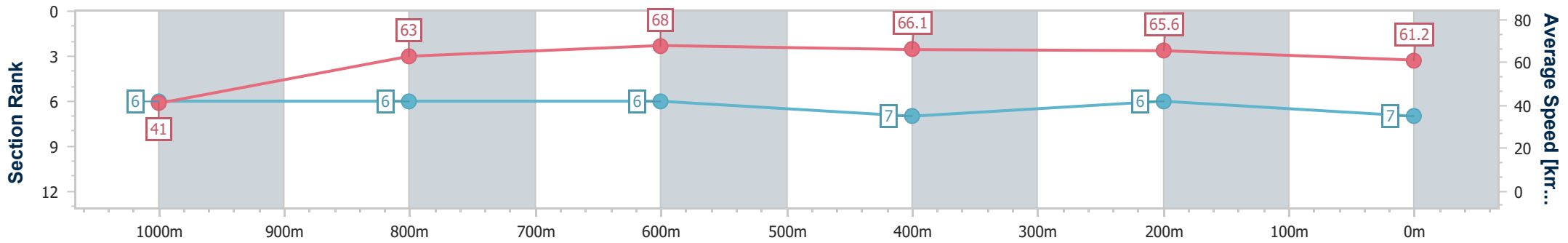
Race 6: ON IT TRAINING OPEN Handicap - 1050m

12 April 2024 - 16:47

Track Rating: Good 4, Weather: Overcast, Rail Position: True



Section	Overall	1000m	800m	600m	400m	200m
Section Times	1:00.46 [7] (0:04.43)	0:56.03 [6] (0:11.47)	0:44.56 [6] (0:10.67)	0:33.89 [6] (0:11.08)	0:22.81 [7] (0:11.02)	0:11.79 [6] (0:11.79)
Average Speed [km/h]	41.0	63.0	68.0	66.1	65.6	61.2
Top Speed [km/h]	53.6	66.7	69.2	67.1	66.3	64.8
Avg. Dist. to Rail [m]	3.4	3.6	2.2	2.3	4.1	4.9
Avg. Stride Freq. [Hz]	2.0	2.5	2.5	2.5	2.5	2.4
Avg. Stride Length [m]	4.8	7.1	7.5	7.3	7.2	7.0



- [] Ranking at each section and finish
- .-.- No data available at this section
- NA No data available



Horse/Jockey Name	Exeter
Final Rank	8
Fastest Section Time (Section)	0:04.43 (Overall)
Top Speed [km/h] (Section)	69.6 (800m)
Race State	Finished



Mackay QLD Professional

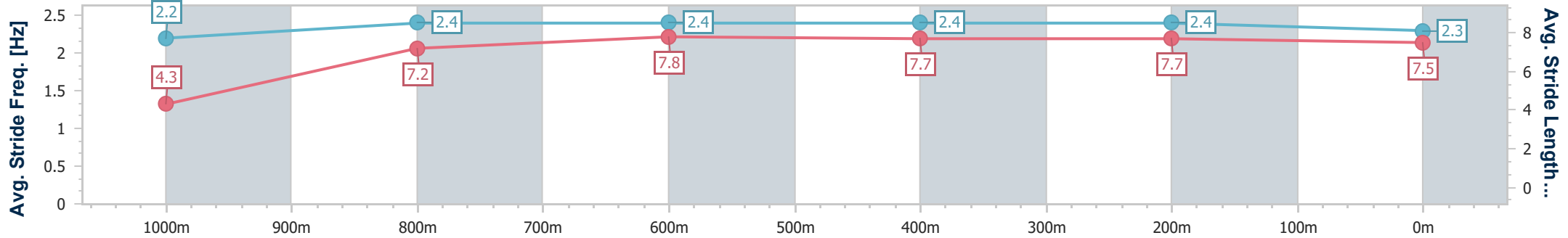
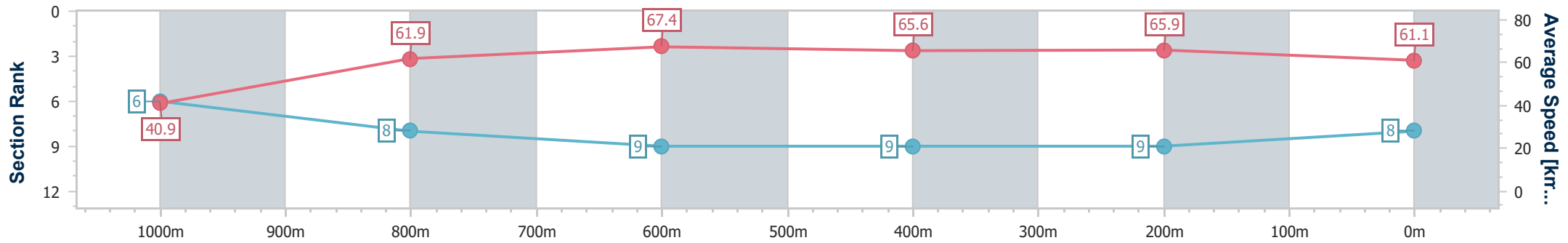
Race 6: ON IT TRAINING OPEN Handicap - 1050m

12 April 2024 - 16:47

Track Rating: Good 4, Weather: Overcast, Rail Position: True



Section	Overall	1000m	800m	600m	400m	200m
Section Times	1:00.58 [8] (0:04.43)	0:56.15 [6] (0:11.69)	0:44.46 [8] (0:10.69)	0:33.77 [9] (0:11.08)	0:22.69 [9] (0:10.94)	0:11.75 [9]
Average Speed [km/h]	40.9	61.9	67.4	65.6	65.9	61.1
Top Speed [km/h]	54.4	66.6	69.6	67.4	67.1	65.7
Avg. Dist. to Rail [m]	1.7	1.6	0.8	0.9	1.8	2.1
Avg. Stride Freq. [Hz]	2.2	2.4	2.4	2.4	2.4	2.3
Avg. Stride Length [m]	4.3	7.2	7.8	7.7	7.7	7.5



- [] Ranking at each section and finish
- .-.- No data available at this section
- NA No data available



Horse/Jockey Name	Torque Sensation
Final Rank	9
Fastest Section Time (Section)	0:04.43 (Overall)
Top Speed [km/h] (Section)	68.3 (800m)
Race State	Finished



Mackay QLD Professional

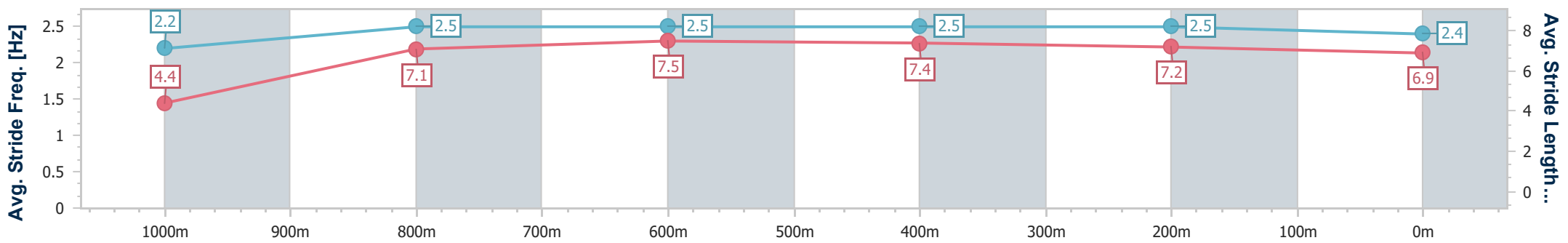
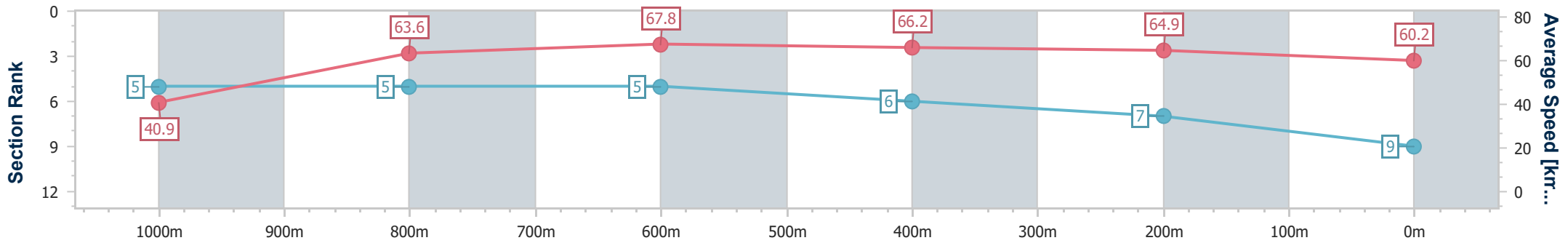
Race 6: ON IT TRAINING OPEN Handicap - 1050m

12 April 2024 - 16:47

Track Rating: Good 4, Weather: Overcast, Rail Position: True



Section	Overall	1000m	800m	600m	400m	200m
Section Times	1:00.72 [9] (0:04.43)	0:56.29 [5] (0:11.32)	0:44.97 [5] (0:10.77)	0:34.20 [5] (0:11.12)	0:23.08 [6] (0:11.12)	0:11.96 [7]
Average Speed [km/h]	40.9	63.6	67.8	66.2	64.9	60.2
Top Speed [km/h]	54.5	67.5	68.3	67.4	66.8	63.3
Avg. Dist. to Rail [m]	1.6	0.5	3.0	3.0	3.7	3.5
Avg. Stride Freq. [Hz]	2.2	2.5	2.5	2.5	2.5	2.4
Avg. Stride Length [m]	4.4	7.1	7.5	7.4	7.2	6.9



- [] Ranking at each section and finish
- .-.- No data available at this section
- NA No data available



Horse/Jockey Name	Cabalo Escuro
Final Rank	10
Fastest Section Time (Section)	0:04.56 (Overall)
Top Speed [km/h] (Section)	68.9 (800m)
Race State	Finished



Mackay QLD Professional

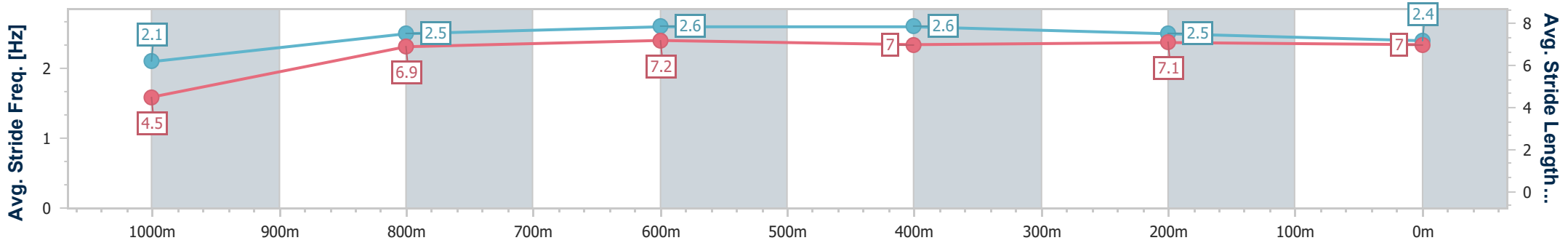
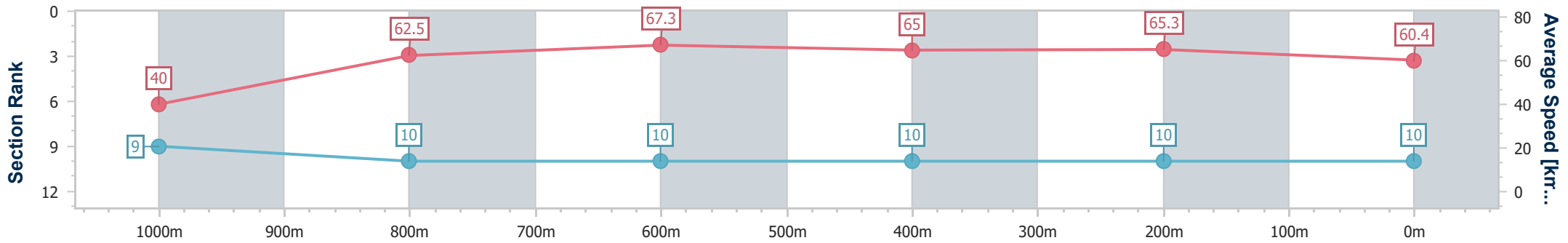
Race 6: ON IT TRAINING OPEN Handicap - 1050m

12 April 2024 - 16:47

Track Rating: Good 4, Weather: Overcast, Rail Position: True



Section	Overall	1000m	800m	600m	400m	200m
Section Times	1:00.83 [10] (0:04.56)	0:56.27 [9] (0:11.61)	0:44.66 [10] (0:10.67)	0:33.99 [10] (0:11.06)	0:22.93 [10] (0:11.04)	0:11.89 [10] (0:11.89)
Average Speed [km/h]	40.0	62.5	67.3	65.0	65.3	60.4
Top Speed [km/h]	51.9	67.8	68.9	67.6	66.8	65.6
Avg. Dist. to Rail [m]	6.0	3.6	0.3	0.2	1.0	1.1
Avg. Stride Freq. [Hz]	2.1	2.5	2.6	2.6	2.5	2.4
Avg. Stride Length [m]	4.5	6.9	7.2	7.0	7.1	7.0



- [] Ranking at each section and finish
- .-.- No data available at this section
- NA No data available



Mackay QLD Professional

Race 7: WESTS TIGERS MACKAY RATINGS BAND 0 - 55 Handicap - 1560m

12 April 2024 - 17:27



MACKAY TURF CLUB
Ooralea Racecourse

Track Rating: Good 4, Weather: Overcast, Rail Position: True

Section	Overall	1400m	1200m	1000m	800m	600m	400m	Last 600m						
Field Times	1:35.05 (0:11.01)	1:24.04 (0:11.61)	1:12.43 (0:11.97)	1:00.46 (0:12.15)	0:48.31 (0:12.09)	0:36.22 (0:12.25)	0:23.97 (0:11.80)	0:36.22						
Rank	TAB	Horse/Jockey	Barrier	Top Speed [km/h]	Fastest Section								Distance Travelled [m]	
1	6	JENNI SWENESEE	6	66.3	0:11.01	1:35.05 [1]	1:24.04 [1]	1:12.43 [1]	1:00.46 [1]	0:48.31 [1]	0:36.22 [1]	0:23.96 [2]	0:36.22	
		Sean Cormack		Overall	Overall	(0:11.01)	(0:11.61)	(0:11.97)	(0:12.15)	(0:12.09)	(0:12.26)	(0:11.79)		
2	5	FANCIFUL MR FOX	5	65.4	0:11.37	1:35.22 [2]	1:23.85 [3]	1:12.36 [3]	1:00.36 [3]	0:48.19 [3]	0:36.09 [3]	0:23.94 [3]	0:36.09	-2
		Adrian Layt		Overall	Overall	(0:11.37)	(0:11.49)	(0:12.00)	(0:12.17)	(0:12.10)	(0:12.15)	(0:11.78)		
3	9	FLAMENCO ROSE	9	64.3	0:11.59	1:35.25 [3]	1:23.61 [7]	1:12.02 [6]	0:59.98 [5]	0:47.80 [5]	0:35.77 [5]	0:23.80 [6]	0:35.77	+8
		Ryan Wiggins		1400m	1400m	(0:11.64)	(0:11.59)	(0:12.04)	(0:12.18)	(0:12.03)	(0:11.97)	(0:11.67)		
4	3	OSCAR BRAVO	3	65.3	0:11.46	1:35.39 [4]	1:23.92 [5]	1:12.46 [4]	1:00.44 [4]	0:48.29 [4]	0:36.14 [4]	0:24.03 [4]	0:36.14	+1
		Tasha Chambers		Overall	1400m	(0:11.47)	(0:11.46)	(0:12.02)	(0:12.15)	(0:12.15)	(0:12.11)	(0:11.77)		
5	7	MISS SHALAA	7	64.6	0:11.23	1:35.76 [5]	1:24.53 [2]	1:12.99 [2]	1:01.06 [2]	0:48.96 [2]	0:36.89 [2]	0:24.68 [1]	0:36.89	+1
		Jackson Murphy		1400m	Overall	(0:11.23)	(0:11.54)	(0:11.93)	(0:12.10)	(0:12.07)	(0:12.21)	(0:11.95)		
6	2	MOHAHNA	2	63.2	0:11.63	1:35.93 [6]	1:24.30 [6]	1:12.52 [7]	1:00.41 [7]	0:48.33 [7]	0:36.40 [6]	0:24.52 [5]	0:36.40	+8
		Chris Whiteley		600m	Overall	(0:11.63)	(0:11.78)	(0:12.11)	(0:12.08)	(0:11.93)	(0:11.88)	(0:11.93)		
7	12	MISHANI PATRIOT	12	65.0	0:11.64	1:36.10 [7]	1:24.22 [8]	1:12.58 [8]	1:00.55 [8]	0:48.41 [8]	0:36.47 [8]	0:24.46 [7]	0:36.47	+6
		Chelsea Jokic		1400m	1400m	(0:11.88)	(0:11.64)	(0:12.03)	(0:12.14)	(0:11.94)	(0:12.01)	(0:11.96)		
8	11	STEAMING SUN	11	62.6	0:11.47	1:41.23 [8]	1:29.76 [4]	1:18.07 [5]	1:05.87 [6]	0:53.73 [6]	0:41.68 [7]	0:28.96 [8]	0:41.68	+3
		Justin Stanley		Overall	Overall	(0:11.47)	(0:11.69)	(0:12.20)	(0:12.14)	(0:12.05)	(0:12.72)	(0:14.71)		

Scratched: Density (#1), Divine Hunter (#10), Whiskey Row (#8), Young Henry (#4)

[] Ranking at each section and finish
 -:-:- No data available at this section
 NA No data available
 SCN Saddle cloth number
 DNF Did not finish
 DNT Did not track



Mackay QLD Professional

Race 7: WESTS TIGERS MACKAY RATINGS BAND 0 - 55 Handicap - 1560m

12 April 2024 - 17:27



MACKAY TURF CLUB
Ooralea Racecourse

Track Rating: Good 4, Weather: Overcast, Rail Position: True

Section							200m			Last 600m
Field Times							0:12.17			0:36.22
							(0:12.17)			
Rank	TAB	Horse/Jockey	Barrier	Top Speed [km/h]	Fastest Section	Margin				Distance Travelled [m]
1	6	JENNI SWENESEE	6	66.3	0:11.01	0:12.17 [1]	1:35.05			0:36.22
		Sean Cormack		Overall	Overall	(0:12.17)				
2	5	FANCIFUL MR FOX	5	65.4	0:11.37	0:12.16 [3]	0.96L			0:36.09 -2
		Adrian Layt		Overall	Overall	(0:12.16)				
3	9	FLAMENCO ROSE	9	64.3	0:11.59	0:12.13 [4]	1.16L			0:35.77 +8
		Ryan Wiggins		1400m	1400m	(0:12.13)				
4	3	OSCAR BRAVO	3	65.3	0:11.46	0:12.26 [5]	1.95L			0:36.14 +1
		Tasha Chambers		Overall	1400m	(0:12.26)				
5	7	MISS SHALAA	7	64.6	0:11.23	0:12.73 [2]	4.19L			0:36.89 +1
		Jackson Murphy		1400m	Overall	(0:12.73)				
6	2	MOHAHNA	2	63.2	0:11.63	0:12.59 [6]	5.14L			0:36.40 +8
		Chris Whiteley		600m	Overall	(0:12.59)				
7	12	MISHANI PATRIOT	12	65.0	0:11.64	0:12.50 [7]	6.17L			0:36.47 +6
		Chelsea Jokic		1400m	1400m	(0:12.50)				
8	11	STEAMING SUN	11	62.6	0:11.47	0:14.25 [8]	36.33L			0:41.68 +3
		Justin Stanley		Overall	Overall	(0:14.25)				

Scratched: Density (#1), Divine Hunter (#10), Whiskey Row (#8), Young Henry (#4)

[] Ranking at each section and finish
 -:-:- No data available at this section
 NA No data available

SCN Saddle cloth number
 DNF Did not finish
 DNT Did not track



Horse/Jockey Name	Jenni Swenesee
Final Rank	1
Fastest Section Time (Section)	0:11.01 (Overall)
Top Speed [km/h] (Section)	66.3 (Overall)
Race State	Finished

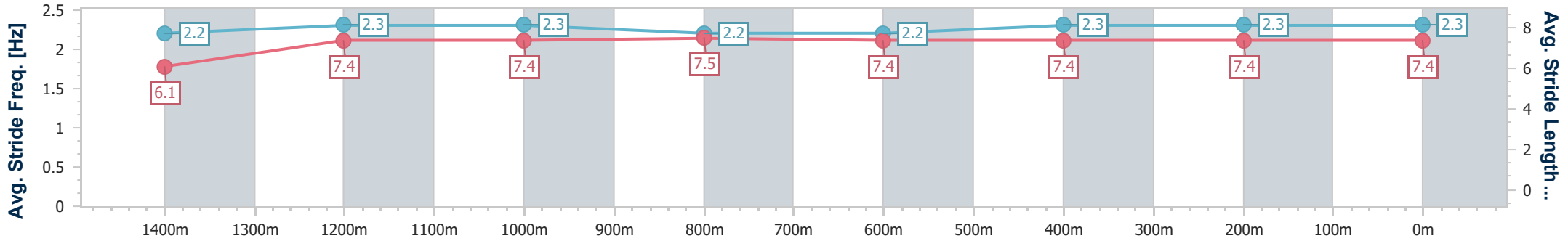
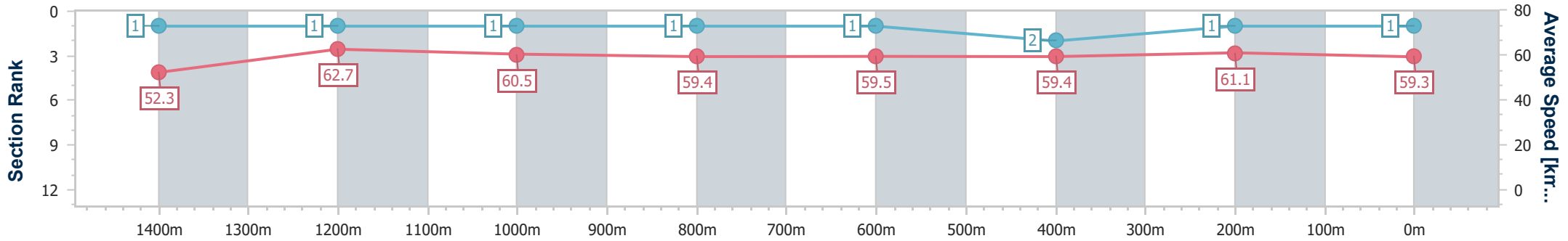


Mackay QLD Professional
 Race 7: WESTS TIGERS MACKAY RATINGS BAND 0 - 55
 Handicap - 1560m
 12 April 2024 - 17:27



Track Rating: Good 4, Weather: Overcast, Rail Position: True

Section	Overall	1400m	1200m	1000m	800m	600m	400m	200m
Section Times	1:35.05 [1] (0:11.01)	1:24.04 [1] (0:11.61)	1:12.43 [1] (0:11.97)	1:00.46 [1] (0:12.15)	0:48.31 [1] (0:12.09)	0:36.22 [1] (0:12.26)	0:23.96 [2] (0:11.79)	0:12.17 [1] (0:12.17)
Average Speed [km/h]	52.3	62.7	60.5	59.4	59.5	59.4	61.1	59.3
Top Speed [km/h]	66.3	66.1	60.8	60.4	60.0	59.8	62.5	61.6
Avg. Dist. to Rail [m]	8.9	2.4	1.3	1.0	0.8	1.0	2.7	4.5
Avg. Stride Freq. [Hz]	2.2	2.3	2.3	2.2	2.2	2.3	2.3	2.3
Avg. Stride Length [m]	6.1	7.4	7.4	7.5	7.4	7.4	7.4	7.4



- [] Ranking at each section and finish
- .-.- No data available at this section
- NA No data available



Horse/Jockey Name	Fanciful Mr Fox
Final Rank	2
Fastest Section Time (Section)	0:11.37 (Overall)
Top Speed [km/h] (Section)	65.4 (Overall)
Race State	Finished

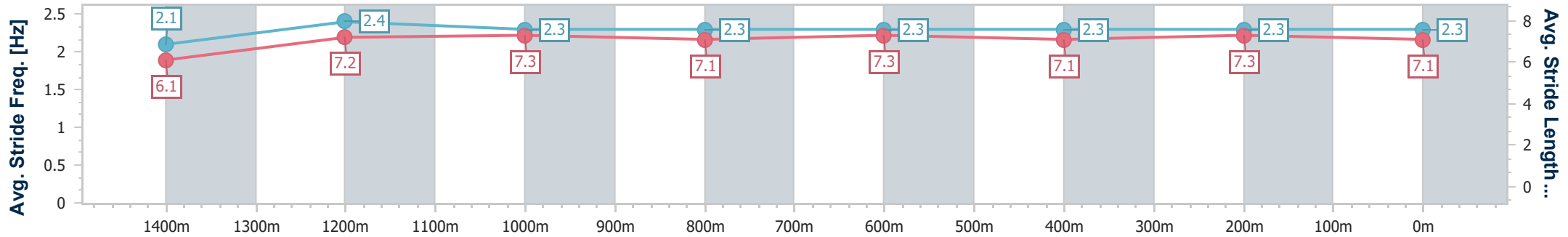
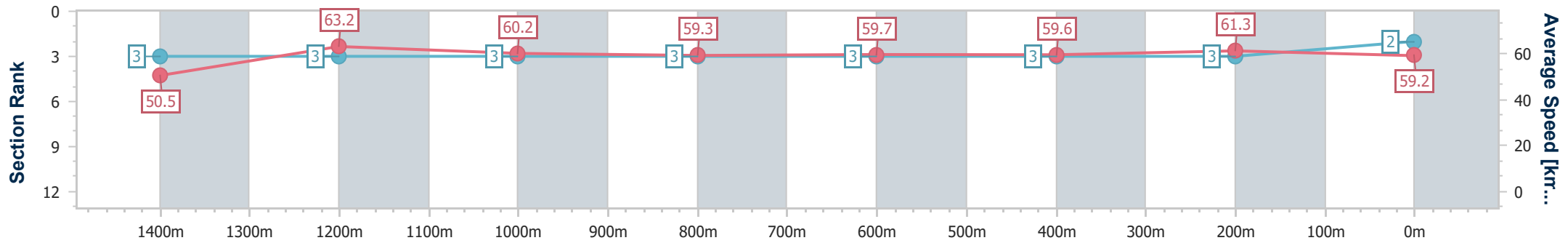


Mackay QLD Professional
 Race 7: WESTS TIGERS MACKAY RATINGS BAND 0 - 55
 Handicap - 1560m
 12 April 2024 - 17:27



Track Rating: Good 4, Weather: Overcast, Rail Position: True

Section	Overall	1400m	1200m	1000m	800m	600m	400m	200m
Section Times	1:35.22 [2] (0:11.37)	1:23.85 [3] (0:11.49)	1:12.36 [3] (0:12.00)	1:00.36 [3] (0:12.17)	0:48.19 [3] (0:12.10)	0:36.09 [3] (0:12.15)	0:23.94 [3] (0:11.78)	0:12.16 [3] (0:12.16)
Average Speed [km/h]	50.5	63.2	60.2	59.3	59.7	59.6	61.3	59.2
Top Speed [km/h]	65.4	64.2	60.9	60.3	60.4	60.2	62.2	61.6
Avg. Dist. to Rail [m]	2.4	1.4	1.3	1.0	0.8	0.8	1.8	2.3
Avg. Stride Freq. [Hz]	2.1	2.4	2.3	2.3	2.3	2.3	2.3	2.3
Avg. Stride Length [m]	6.1	7.2	7.3	7.1	7.3	7.1	7.3	7.1



- [] Ranking at each section and finish
- .-.- No data available at this section
- NA No data available



Horse/Jockey Name	Flamenco Rose
Final Rank	3
Fastest Section Time (Section)	0:11.59 (1400m)
Top Speed [km/h] (Section)	64.3 (1400m)
Race State	Finished

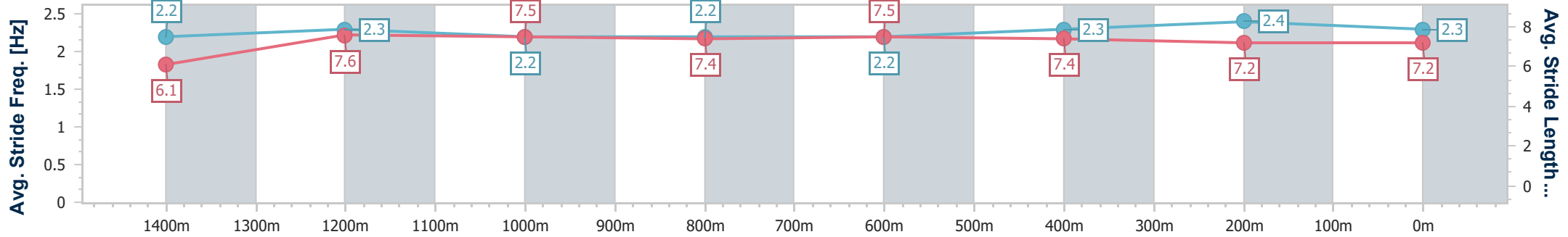
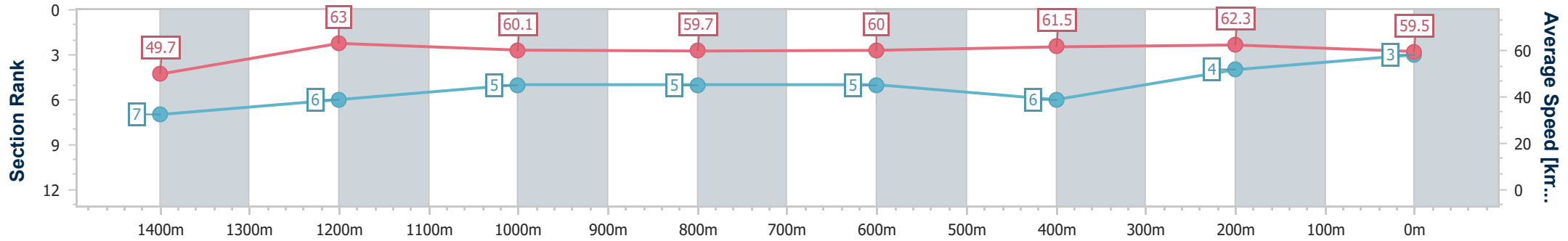


Mackay QLD Professional
 Race 7: WESTS TIGERS MACKAY RATINGS BAND 0 - 55
 Handicap - 1560m
 12 April 2024 - 17:27



Track Rating: Good 4, Weather: Overcast, Rail Position: True

Section	Overall	1400m	1200m	1000m	800m	600m	400m	200m
Section Times	1:35.25 [3] (0:11.64)	1:23.61 [7] (0:11.59)	1:12.02 [6] (0:12.04)	0:59.98 [5] (0:12.18)	0:47.80 [5] (0:12.03)	0:35.77 [5] (0:11.97)	0:23.80 [6] (0:11.67)	0:12.13 [4] (0:12.13)
Average Speed [km/h]	49.7	63.0	60.1	59.7	60.0	61.5	62.3	59.5
Top Speed [km/h]	62.6	64.3	61.5	60.4	60.8	62.1	63.6	62.7
Avg. Dist. to Rail [m]	7.9	2.9	2.9	2.9	1.6	3.0	5.9	7.3
Avg. Stride Freq. [Hz]	2.2	2.3	2.2	2.2	2.2	2.3	2.4	2.3
Avg. Stride Length [m]	6.1	7.6	7.5	7.4	7.5	7.4	7.2	7.2



- [] Ranking at each section and finish
- .-.- No data available at this section
- NA No data available



Horse/Jockey Name	Oscar Bravo
Final Rank	4
Fastest Section Time (Section)	0:11.46 (1400m)
Top Speed [km/h] (Section)	65.3 (Overall)
Race State	Finished

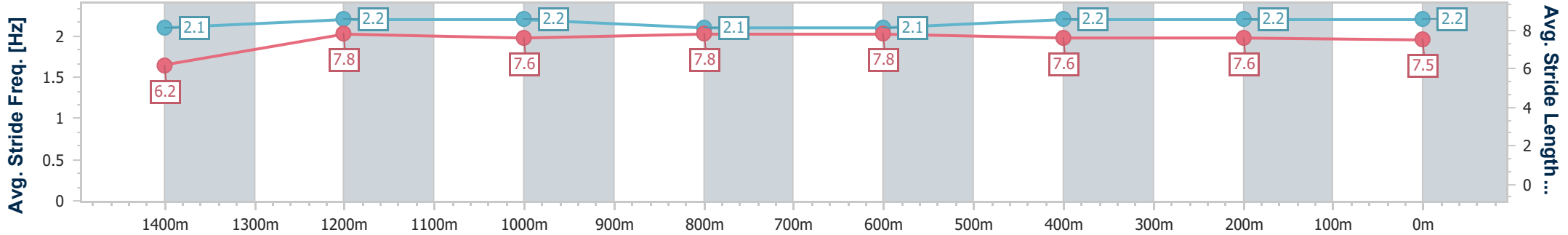
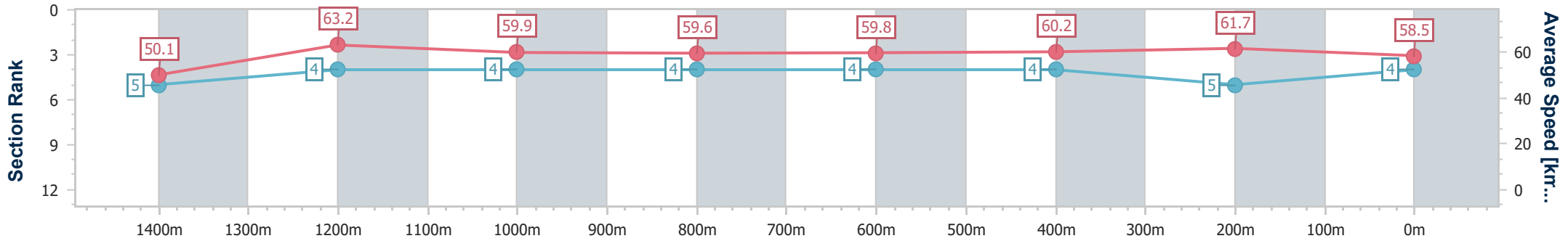


Mackay QLD Professional
 Race 7: WESTS TIGERS MACKAY RATINGS BAND 0 - 55
 Handicap - 1560m
 12 April 2024 - 17:27



Track Rating: Good 4, Weather: Overcast, Rail Position: True

Section	Overall	1400m	1200m	1000m	800m	600m	400m	200m
Section Times	1:35.39 [4] (0:11.47)	1:23.92 [5] (0:11.46)	1:12.46 [4] (0:12.02)	1:00.44 [4] (0:12.15)	0:48.29 [4] (0:12.15)	0:36.14 [4] (0:12.11)	0:24.03 [4] (0:11.77)	0:12.26 [5] (0:12.26)
Average Speed [km/h]	50.1	63.2	59.9	59.6	59.8	60.2	61.7	58.5
Top Speed [km/h]	65.3	65.2	61.3	60.3	60.3	61.1	62.4	61.8
Avg. Dist. to Rail [m]	5.6	0.8	1.5	2.1	1.8	1.9	4.1	5.6
Avg. Stride Freq. [Hz]	2.1	2.2	2.2	2.1	2.1	2.2	2.2	2.2
Avg. Stride Length [m]	6.2	7.8	7.6	7.8	7.8	7.6	7.6	7.5



- [] Ranking at each section and finish
- .-.- No data available at this section
- NA No data available



Horse/Jockey Name	Miss Shalaa
Final Rank	5
Fastest Section Time (Section)	0:11.23 (Overall)
Top Speed [km/h] (Section)	64.6 (1400m)
Race State	Finished

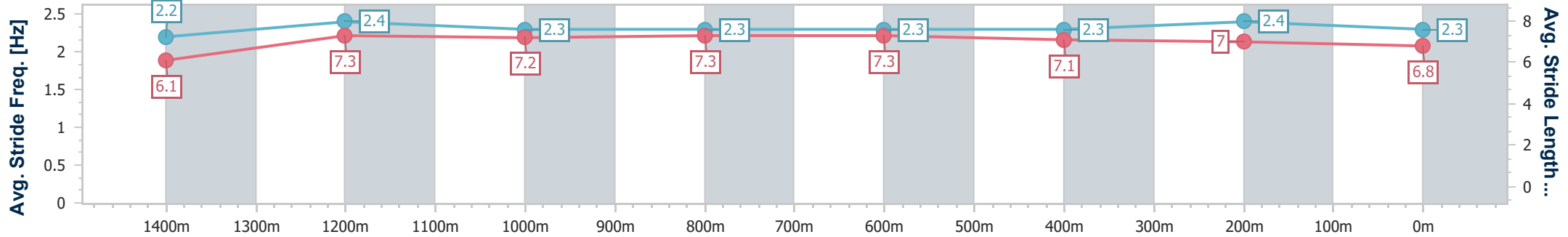
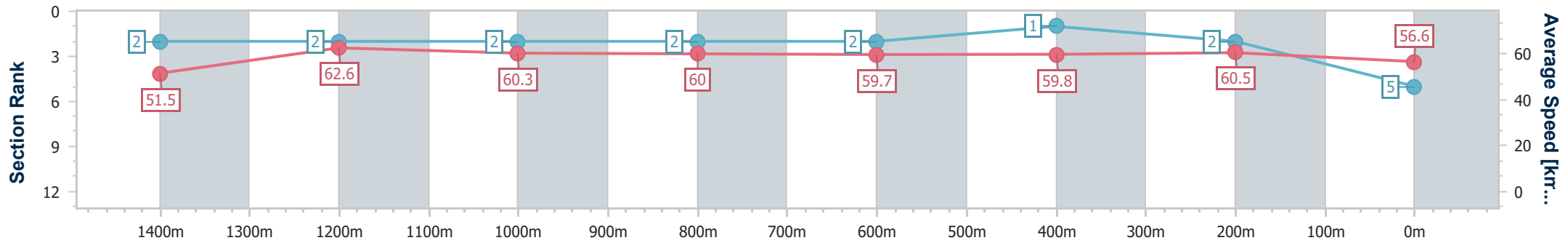


Mackay QLD Professional
 Race 7: WESTS TIGERS MACKAY RATINGS BAND 0 - 55
 Handicap - 1560m
 12 April 2024 - 17:27



Track Rating: Good 4, Weather: Overcast, Rail Position: True

Section	Overall	1400m	1200m	1000m	800m	600m	400m	200m
Section Times	1:35.76 [5] (0:11.23)	1:24.53 [2] (0:11.54)	1:12.99 [2] (0:11.93)	1:01.06 [2] (0:12.10)	0:48.96 [2] (0:12.07)	0:36.89 [2] (0:12.21)	0:24.68 [1] (0:11.95)	0:12.73 [2] (0:12.73)
Average Speed [km/h]	51.5	62.6	60.3	60.0	59.7	59.8	60.5	56.6
Top Speed [km/h]	63.9	64.6	61.0	61.0	60.4	60.3	61.7	60.0
Avg. Dist. to Rail [m]	4.1	1.2	1.3	1.7	1.5	1.6	3.3	4.1
Avg. Stride Freq. [Hz]	2.2	2.4	2.3	2.3	2.3	2.3	2.4	2.3
Avg. Stride Length [m]	6.1	7.3	7.2	7.3	7.3	7.1	7.0	6.8



- [] Ranking at each section and finish
- .-.- No data available at this section
- NA No data available



Horse/Jockey Name	Mohahna
Final Rank	6
Fastest Section Time (Section)	0:11.63 (Overall)
Top Speed [km/h] (Section)	63.2 (600m)
Race State	Finished

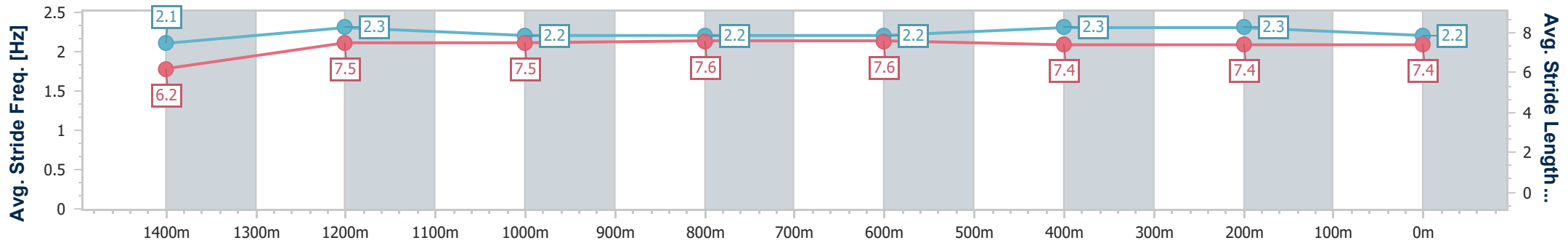
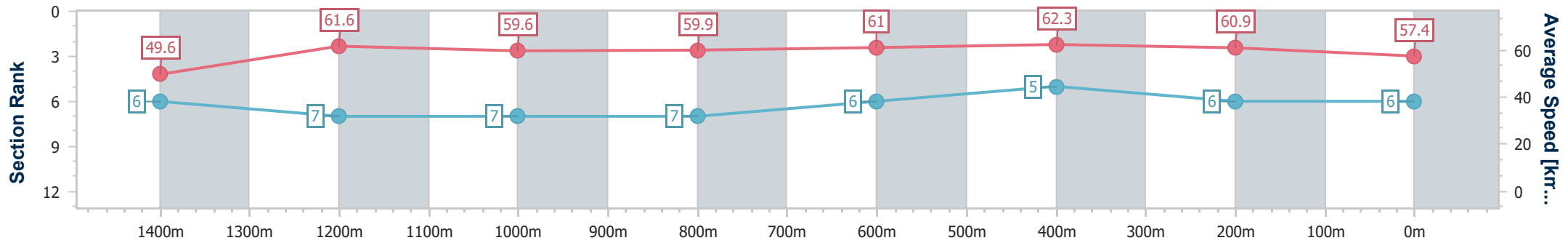


Mackay QLD Professional
 Race 7: WESTS TIGERS MACKAY RATINGS BAND 0 - 55
 Handicap - 1560m
 12 April 2024 - 17:27



Track Rating: Good 4, Weather: Overcast, Rail Position: True

Section	Overall	1400m	1200m	1000m	800m	600m	400m	200m
Section Times	1:35.93 [6] (0:11.63)	1:24.30 [6] (0:11.78)	1:12.52 [7] (0:12.11)	1:00.41 [7] (0:12.08)	0:48.33 [7] (0:11.93)	0:36.40 [6] (0:11.88)	0:24.52 [5] (0:11.93)	0:12.59 [6] (0:12.59)
Average Speed [km/h]	49.6	61.6	59.6	59.9	61.0	62.3	60.9	57.4
Top Speed [km/h]	61.2	62.7	62.6	60.6	62.6	63.2	61.9	59.9
Avg. Dist. to Rail [m]	5.3	1.7	2.1	1.7	2.4	3.9	6.7	8.9
Avg. Stride Freq. [Hz]	2.1	2.3	2.2	2.2	2.2	2.3	2.3	2.2
Avg. Stride Length [m]	6.2	7.5	7.5	7.6	7.6	7.4	7.4	7.4



- [] Ranking at each section and finish
- .-.- No data available at this section
- NA No data available



Horse/Jockey Name	Mishani Patriot
Final Rank	7
Fastest Section Time (Section)	0:11.64 (1400m)
Top Speed [km/h] (Section)	65.0 (1400m)
Race State	Finished

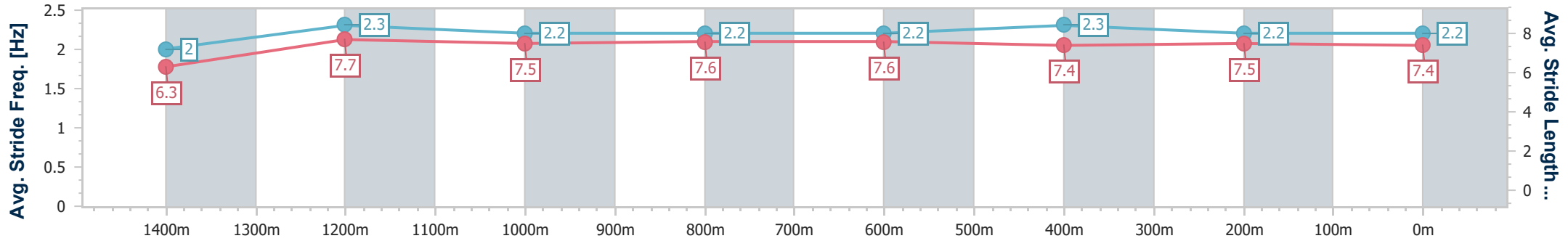
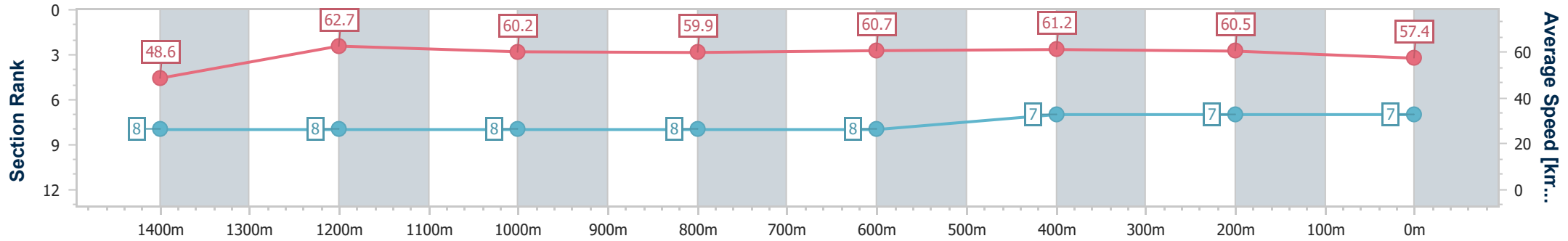


Mackay QLD Professional
 Race 7: WESTS TIGERS MACKAY RATINGS BAND 0 - 55
 Handicap - 1560m
 12 April 2024 - 17:27



Track Rating: Good 4, Weather: Overcast, Rail Position: True

Section	Overall	1400m	1200m	1000m	800m	600m	400m	200m
Section Times	1:36.10 [7] (0:11.88)	1:24.22 [8] (0:11.64)	1:12.58 [8] (0:12.03)	1:00.55 [8] (0:12.14)	0:48.41 [8] (0:11.94)	0:36.47 [8] (0:12.01)	0:24.46 [7] (0:11.96)	0:12.50 [7] (0:12.50)
Average Speed [km/h]	48.6	62.7	60.2	59.9	60.7	61.2	60.5	57.4
Top Speed [km/h]	61.7	65.0	64.9	60.2	62.3	62.2	61.3	60.0
Avg. Dist. to Rail [m]	6.9	3.0	3.4	2.3	1.8	2.7	5.4	9.9
Avg. Stride Freq. [Hz]	2.0	2.3	2.2	2.2	2.2	2.3	2.2	2.2
Avg. Stride Length [m]	6.3	7.7	7.5	7.6	7.6	7.4	7.5	7.4



- [] Ranking at each section and finish
- .-.- No data available at this section
- NA No data available



Horse/Jockey Name	Steaming Sun
Final Rank	8
Fastest Section Time (Section)	0:11.47 (Overall)
Top Speed [km/h] (Section)	62.6 (Overall)
Race State	Finished

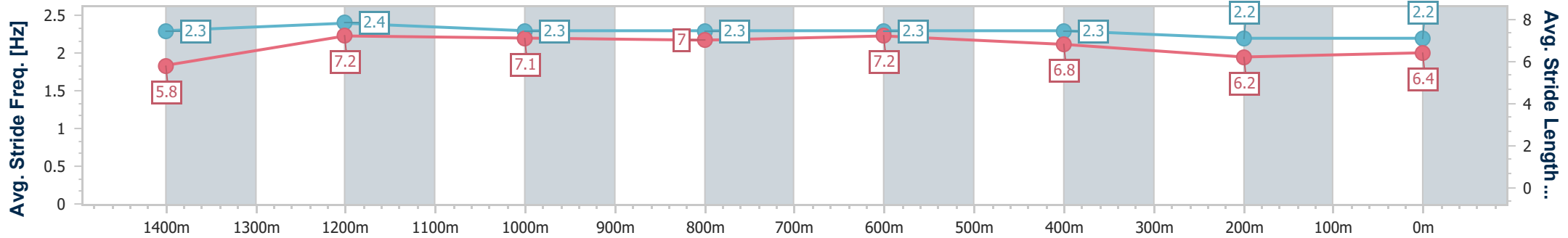
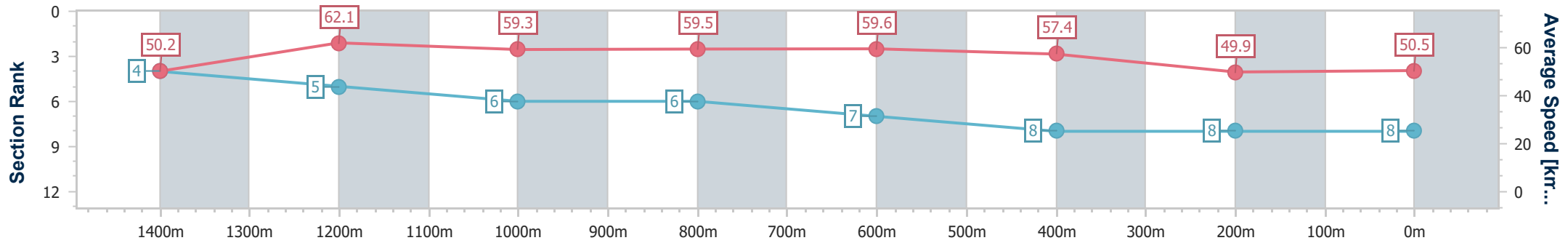


Mackay QLD Professional
 Race 7: WESTS TIGERS MACKAY RATINGS BAND 0 - 55
 Handicap - 1560m
 12 April 2024 - 17:27



Track Rating: Good 4, Weather: Overcast, Rail Position: True

Section	Overall	1400m	1200m	1000m	800m	600m	400m	200m
Section Times	1:41.23 [8] (0:11.47)	1:29.76 [4] (0:11.69)	1:18.07 [5] (0:12.20)	1:05.87 [6] (0:12.14)	0:53.73 [6] (0:12.05)	0:41.68 [7] (0:12.72)	0:28.96 [8] (0:14.71)	0:14.25 [8] (0:14.25)
Average Speed [km/h]	50.2	62.1	59.3	59.5	59.6	57.4	49.9	50.5
Top Speed [km/h]	62.6	62.6	60.3	60.5	60.5	60.5	54.1	52.7
Avg. Dist. to Rail [m]	3.6	1.9	1.6	1.0	0.4	2.6	8.4	7.9
Avg. Stride Freq. [Hz]	2.3	2.4	2.3	2.3	2.3	2.3	2.2	2.2
Avg. Stride Length [m]	5.8	7.2	7.1	7.0	7.2	6.8	6.2	6.4



- [] Ranking at each section and finish
- .-.- No data available at this section
- NA No data available