



Aquis Park Gold Coast Poly QLD Professional

Race 1: PORTERS LIQUOR BENCHMARK 62 Handicap - 1900m



13 April 2024 - 13:20

Track Rating: Synthetic , Weather: Fine, Rail Position: True

Section		Overall	1800m	1600m	1400m	1200m	1000m	800m	Last 600m				
Field Times		1:56.15 (0:08.01)	1:48.14 (0:11.22)	1:36.92 (0:11.86)	1:25.06 (0:12.14)	1:12.92 (0:11.90)	1:01.02 (0:12.28)	0:48.74 (0:12.09)	0:36.65				
Rank	TAB Horse/Jockey	Barrier	Top Speed [km/h]	Fastest Section	Distance Travelled [m]								
1	2 HADOUKEN Jag Guthmann-Chester	2	64.8 1800m	0:08.23 Overall	1:56.15 [1] (0:08.23)	1:47.92 [4] (0:11.35)	1:36.57 [3] (0:11.96)	1:24.61 [3] (0:12.22)	1:12.39 [4] (0:12.03)	1:00.36 [4] (0:12.05)	0:48.31 [4] (0:12.01)	0:36.30	
2	5 TROPIC SANDS Jai Williams	5	65.8 1800m	0:08.29 Overall	1:56.21 [2] (0:08.29)	1:47.92 [5] (0:11.38)	1:36.54 [5] (0:12.08)	1:24.46 [5] (0:12.19)	1:12.27 [5] (0:12.01)	1:00.26 [5] (0:11.99)	0:48.27 [5] (0:11.86)	0:36.41	+3
3	1 PAGATO Lilli Barr	1	66.1 1800m	0:08.11 Overall	1:57.02 [3] (0:08.11)	1:48.91 [2] (0:11.20)	1:37.71 [2] (0:11.93)	1:25.78 [2] (0:12.21)	1:13.57 [2] (0:11.91)	1:01.66 [2] (0:12.16)	0:49.50 [2] (0:11.98)	0:37.52	-3
4	3 ZOOMURUDI Jasper Franklin	3	64.8 1800m	0:08.69 Overall	1:57.33 [4] (0:08.69)	1:48.64 [7] (0:11.48)	1:37.16 [6] (0:11.94)	1:25.22 [6] (0:12.13)	1:13.09 [6] (0:12.06)	1:01.03 [6] (0:11.95)	0:49.08 [6] (0:11.97)	0:37.11	-7
5	4 MOTAMAYIZ Dan McGillivray	4	65.0 1800m	0:08.66 Overall	1:58.06 [5] (0:08.66)	1:49.40 [6] (0:11.58)	1:37.82 [7] (0:12.08)	1:25.74 [7] (0:12.13)	1:13.61 [7] (0:11.89)	1:01.72 [7] (0:11.92)	0:49.80 [7] (0:12.04)	0:37.76	-10
6	10 ROCK WAR Elione Chaves	10	66.9 1800m	0:08.01 Overall	1:58.08 [6] (0:08.01)	1:50.07 [1] (0:11.22)	1:38.85 [1] (0:11.86)	1:26.99 [1] (0:12.14)	1:14.85 [1] (0:11.90)	1:02.95 [1] (0:12.28)	0:50.67 [1] (0:12.16)	0:38.51	-4
7	9 AGRIMONY Luke Miller	9	65.1 1800m	0:08.20 Overall	2:00.27 [7] (0:08.20)	1:52.07 [3] (0:11.43)	1:40.64 [4] (0:11.97)	1:28.67 [4] (0:11.98)	1:16.69 [3] (0:12.17)	1:04.52 [3] (0:12.07)	0:52.45 [3] (0:12.21)	0:40.24	-15

Scratched: Vantastic (#6), Hereditary (#8), Koolatah (#7)



Aquis Park Gold Coast Poly QLD Professional

Race 1: PORTERS LIQUOR BENCHMARK 62 Handicap - 1900m

13 April 2024 - 13:20



Track Rating: Synthetic , Weather: Fine, Rail Position: True

Section				600m	400m	200m			Last 600m		
Field Times				0:36.65 (0:11.90)	0:24.75 (0:12.18)	0:12.57 (0:12.57)			0:36.65		
Rank	TAB	Horse/Jockey	Barrier	Top Speed [km/h]	Fastest Section	Margin			Distance Travelled [m]		
1	2	HADOUKEN Jag Guthmann-Chester	2	64.8 1800m	0:08.23 Overall	0:36.30 [4] (0:11.70)	0:24.60 [4] (0:12.03)	0:12.57 [1] (0:12.57)	1:56.15	0:36.30	
2	5	TROPIC SANDS Jai Williams	5	65.8 1800m	0:08.29 Overall	0:36.41 [3] (0:11.73)	0:24.68 [3] (0:12.21)	0:12.47 [2] (0:12.47)	0.3L	0:36.41	+3
3	1	PAGATO Lilli Barr	1	66.1 1800m	0:08.11 Overall	0:37.52 [1] (0:11.90)	0:25.62 [1] (0:12.43)	0:13.19 [3] (0:13.19)	4.8L	0:37.52	-3
4	3	ZOOMURUDI Jasper Franklin	3	64.8 1800m	0:08.69 Overall	0:37.11 [6] (0:11.69)	0:25.42 [5] (0:12.37)	0:13.05 [5] (0:13.05)	6.6L	0:37.11	-7
5	4	MOTAMAYIZ Dan McGillivray	4	65.0 1800m	0:08.66 Overall	0:37.76 [7] (0:12.13)	0:25.63 [7] (0:12.55)	0:13.08 [6] (0:13.08)	10.9L	0:37.76	-10
6	10	ROCK WAR Elione Chaves	10	66.9 1800m	0:08.01 Overall	0:38.51 [2] (0:11.90)	0:26.61 [2] (0:12.81)	0:13.80 [4] (0:13.80)	11L	0:38.51	-4
7	9	AGRIMONY Luke Miller	9	65.1 1800m	0:08.20 Overall	0:40.24 [5] (0:12.22)	0:28.02 [6] (0:13.29)	0:14.73 [7] (0:14.73)	23.8L	0:40.24	-15

Scratched: Vantastic (#6), Hereditary (#8), Koolatah (#7)

[] Ranking at each section and finish
 -:-:- No data available at this section
 NA No data available

SCN Saddle cloth number
 DNF Did not finish
 DNT Did not track



Horse/Jockey Name	Hadouken
Final Rank	1
Fastest Section Time (Section)	0:08.23 (Overall)
Top Speed [km/h] (Section)	64.8 (1800m)
Race State	Finished



Aquis Park Gold Coast Poly QLD Professional

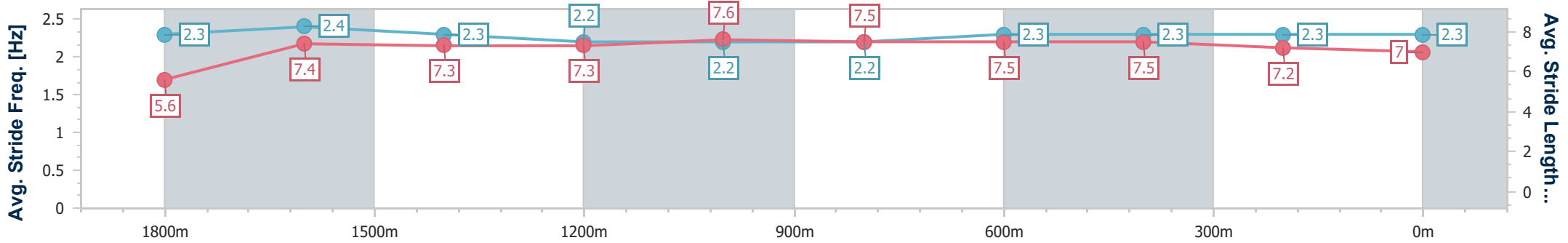
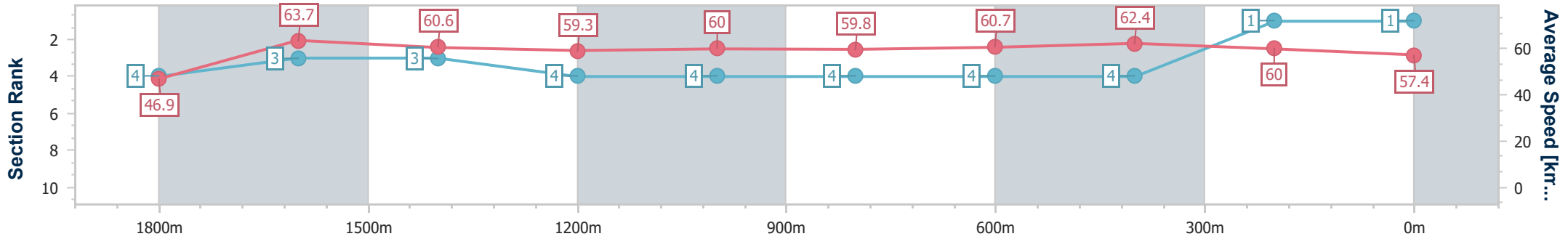
Race 1: PORTERS LIQUOR BENCHMARK 62 Handicap - 1900m



13 April 2024 - 13:20

Track Rating: Synthetic , Weather: Fine, Rail Position: True

Section	Overall	1800m	1600m	1400m	1200m	1000m	800m	600m	400m	200m		
Section Times	1:56.15 [1] (0:08.23)	1:47.92 [4] (0:11.35)	1:36.57 [3] (0:11.96)	1:24.61 [3] (0:12.22)	1:12.39 [4] (0:12.03)	1:00.36 [4] (0:12.05)	0:48.31 [4] (0:12.01)	0:36.30 [4] (0:11.70)	0:24.60 [4] (0:12.03)	0:12.57 [1] (0:12.57)		
Average Speed [km/h]	46.9	63.7	60.6	59.3	60.0	59.8	60.7	62.4	60.0	57.4		
Top Speed [km/h]	47.1	64.8	64.6	61.0	60.7	60.8	61.5	63.1	62.7	60.8		
Avg. Dist. to Rail [m]	4.8	2.3	1.0	1.1	2.0	2.0	1.9	1.9	2.6	3.7		
Avg. Stride Freq. [Hz]	2.3	2.4	2.3	2.2	2.2	2.2	2.3	2.3	2.3	2.3		
Avg. Stride Length [m]	5.6	7.4	7.3	7.3	7.6	7.5	7.5	7.5	7.2	7.0		



- [] Ranking at each section and finish
- .-.- No data available at this section
- NA No data available



Horse/Jockey Name	Tropic Sands
Final Rank	2
Fastest Section Time (Section)	0:08.29 (Overall)
Top Speed [km/h] (Section)	65.8 (1800m)
Race State	Finished



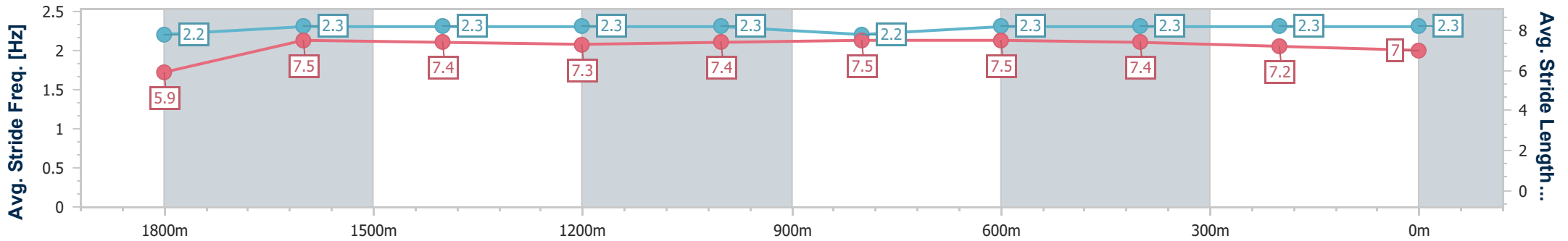
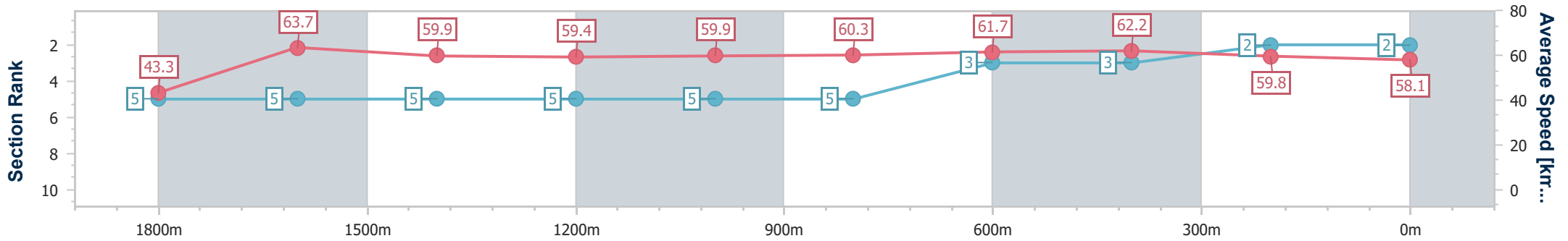
Aquis Park Gold Coast Poly QLD Professional
Race 1: PORTERS LIQUOR BENCHMARK 62 Handicap - 1900m



13 April 2024 - 13:20

Track Rating: Synthetic , Weather: Fine, Rail Position: True

Section	Overall	1800m	1600m	1400m	1200m	1000m	800m	600m	400m	200m
Section Times	1:56.21 [2] (0:08.29)	1:47.92 [5] (0:11.38)	1:36.54 [5] (0:12.08)	1:24.46 [5] (0:12.19)	1:12.27 [5] (0:12.01)	1:00.26 [5] (0:11.99)	0:48.27 [5] (0:11.86)	0:36.41 [3] (0:11.73)	0:24.68 [3] (0:12.21)	0:12.47 [2] (0:12.47)
Average Speed [km/h]	43.3	63.7	59.9	59.4	59.9	60.3	61.7	62.2	59.8	58.1
Top Speed [km/h]	60.9	65.8	61.1	60.2	61.6	60.8	63.6	63.9	60.8	59.7
Avg. Dist. to Rail [m]	2.2	1.9	1.7	0.8	1.1	1.5	2.4	3.5	4.2	5.3
Avg. Stride Freq. [Hz]	2.2	2.3	2.3	2.3	2.3	2.2	2.3	2.3	2.3	2.3
Avg. Stride Length [m]	5.9	7.5	7.4	7.3	7.4	7.5	7.5	7.4	7.2	7.0



- [] Ranking at each section and finish
- .-.- No data available at this section
- NA No data available



Horse/Jockey Name	Pagato
Final Rank	3
Fastest Section Time (Section)	0:08.11 (Overall)
Top Speed [km/h] (Section)	66.1 (1800m)
Race State	Finished



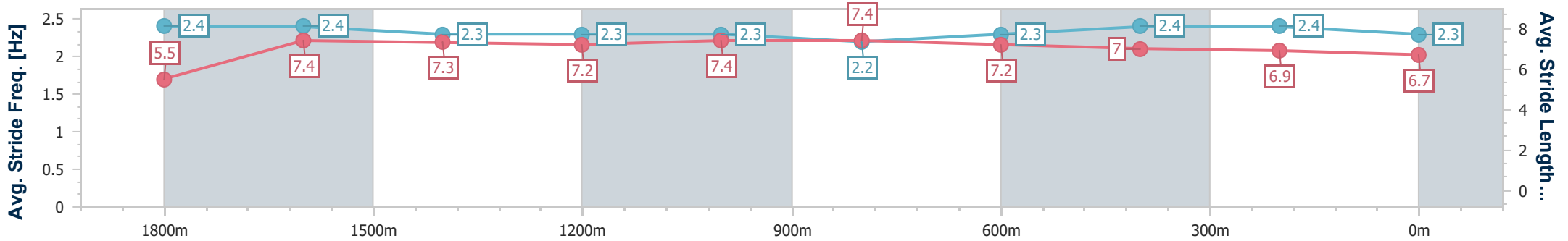
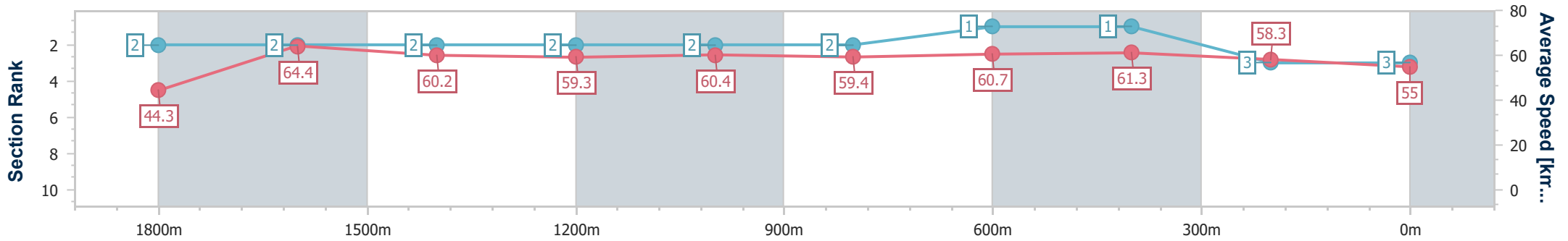
Aquis Park Gold Coast Poly QLD Professional
Race 1: PORTERS LIQUOR BENCHMARK 62 Handicap - 1900m



13 April 2024 - 13:20

Track Rating: Synthetic , Weather: Fine, Rail Position: True

Section	Overall	1800m	1600m	1400m	1200m	1000m	800m	600m	400m	200m
Section Times	1:57.02 [3] (0:08.11)	1:48.91 [2] (0:11.20)	1:37.71 [2] (0:11.93)	1:25.78 [2] (0:12.21)	1:13.57 [2] (0:11.91)	1:01.66 [2] (0:12.16)	0:49.50 [2] (0:11.98)	0:37.52 [1] (0:11.90)	0:25.62 [1] (0:12.43)	0:13.19 [3] (0:13.19)
Average Speed [km/h]	44.3	64.4	60.2	59.3	60.4	59.4	60.7	61.3	58.3	55.0
Top Speed [km/h]	63.4	66.1	61.7	60.4	62.2	59.9	63.7	63.2	59.6	56.8
Avg. Dist. to Rail [m]	0.8	0.7	0.7	0.5	1.2	1.3	1.9	2.6	2.8	2.8
Avg. Stride Freq. [Hz]	2.4	2.4	2.3	2.3	2.3	2.2	2.3	2.4	2.4	2.3
Avg. Stride Length [m]	5.5	7.4	7.3	7.2	7.4	7.4	7.2	7.0	6.9	6.7



- [] Ranking at each section and finish
- .-.- No data available at this section
- NA No data available



Horse/Jockey Name	Zoomurudi
Final Rank	4
Fastest Section Time (Section)	0:08.69 (Overall)
Top Speed [km/h] (Section)	64.8 (1800m)
Race State	Finished



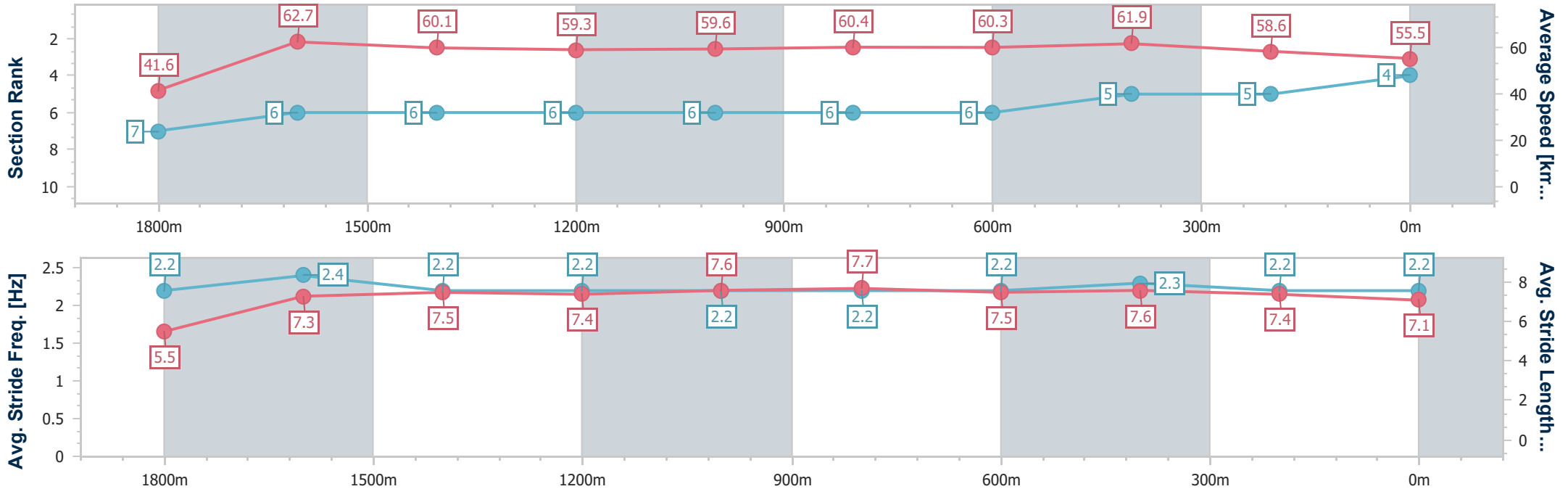
Aquis Park Gold Coast Poly QLD Professional
 Race 1: PORTERS LIQUOR BENCHMARK 62 Handicap - 1900m



13 April 2024 - 13:20

Track Rating: Synthetic , Weather: Fine, Rail Position: True

Section	Overall	1800m	1600m	1400m	1200m	1000m	800m	600m	400m	200m
Section Times	1:57.33 [4] (0:08.69)	1:48.64 [7] (0:11.48)	1:37.16 [6] (0:11.94)	1:25.22 [6] (0:12.13)	1:13.09 [6] (0:12.06)	1:01.03 [6] (0:11.95)	0:49.08 [6] (0:11.97)	0:37.11 [6] (0:11.69)	0:25.42 [5] (0:12.37)	0:13.05 [5] (0:13.05)
Average Speed [km/h]	41.6	62.7	60.1	59.3	59.6	60.4	60.3	61.9	58.6	55.5
Top Speed [km/h]	59.8	64.8	62.5	60.5	60.5	60.9	62.4	62.8	60.1	56.9
Avg. Dist. to Rail [m]	2.7	0.5	0.4	0.3	0.4	0.4	0.9	1.2	2.9	4.7
Avg. Stride Freq. [Hz]	2.2	2.4	2.2	2.2	2.2	2.2	2.2	2.3	2.2	2.2
Avg. Stride Length [m]	5.5	7.3	7.5	7.4	7.6	7.7	7.5	7.6	7.4	7.1



- [] Ranking at each section and finish
- .-.- No data available at this section
- NA No data available



Horse/Jockey Name	Motamayiz
Final Rank	5
Fastest Section Time (Section)	0:08.66 (Overall)
Top Speed [km/h] (Section)	65.0 (1800m)
Race State	Finished



Aquis Park Gold Coast Poly QLD Professional

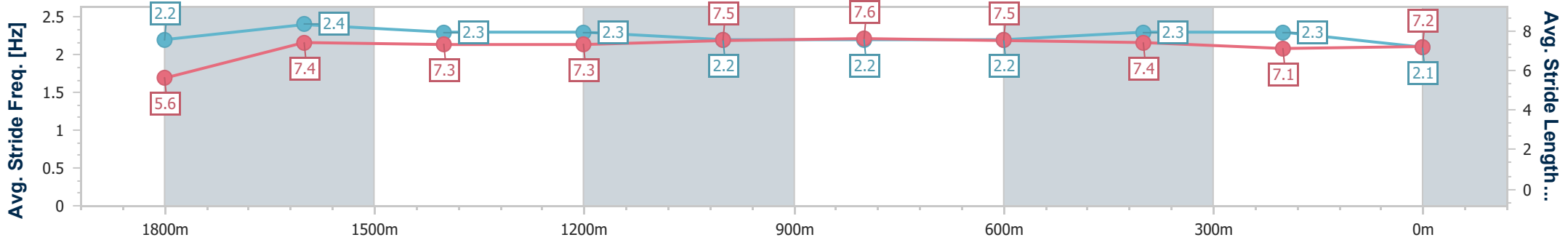
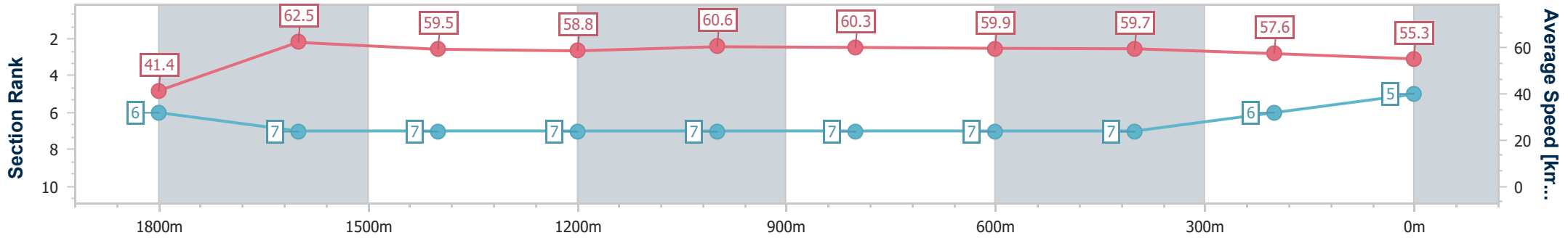
Race 1: PORTERS LIQUOR BENCHMARK 62 Handicap - 1900m



13 April 2024 - 13:20

Track Rating: Synthetic , Weather: Fine, Rail Position: True

Section	Overall	1800m	1600m	1400m	1200m	1000m	800m	600m	400m	200m
Section Times	1:58.06 [5] (0:08.66)	1:49.40 [6] (0:11.58)	1:37.82 [7] (0:12.08)	1:25.74 [7] (0:12.13)	1:13.61 [7] (0:11.89)	1:01.72 [7] (0:11.92)	0:49.80 [7] (0:12.04)	0:37.76 [7] (0:12.13)	0:25.63 [7] (0:12.55)	0:13.08 [6] (0:13.08)
Average Speed [km/h]	41.4	62.5	59.5	58.8	60.6	60.3	59.9	59.7	57.6	55.3
Top Speed [km/h]	57.5	65.0	61.9	60.2	61.5	61.3	60.9	61.2	59.0	57.4
Avg. Dist. to Rail [m]	3.7	1.2	0.6	1.2	0.2	0.1	0.6	1.2	2.8	4.1
Avg. Stride Freq. [Hz]	2.2	2.4	2.3	2.3	2.2	2.2	2.2	2.3	2.3	2.1
Avg. Stride Length [m]	5.6	7.4	7.3	7.3	7.5	7.6	7.5	7.4	7.1	7.2



- [] Ranking at each section and finish
- .-.- No data available at this section
- NA No data available



Horse/Jockey Name	Rock War
Final Rank	6
Fastest Section Time (Section)	0:08.01 (Overall)
Top Speed [km/h] (Section)	66.9 (1800m)
Race State	Finished



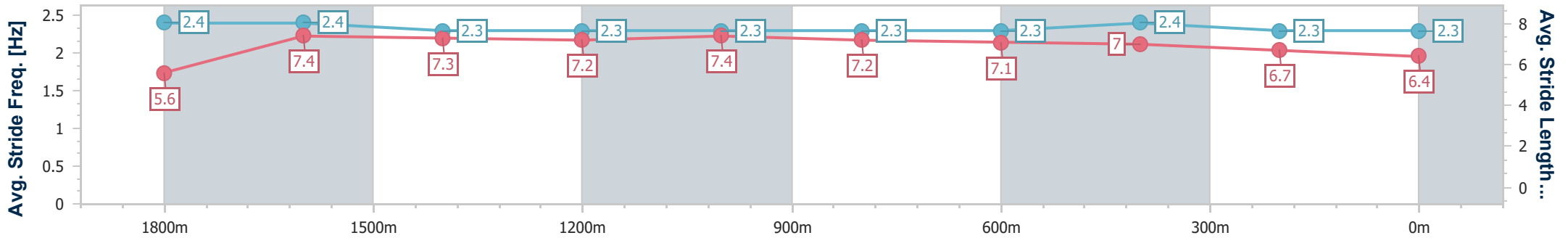
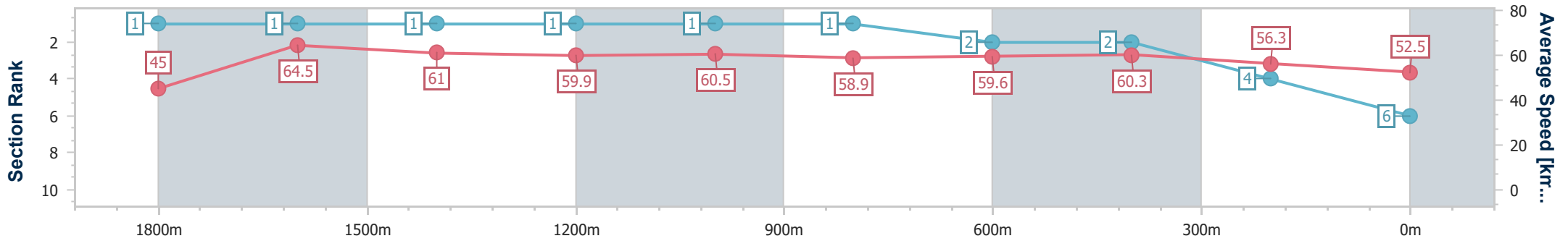
Aquis Park Gold Coast Poly QLD Professional
Race 1: PORTERS LIQUOR BENCHMARK 62 Handicap - 1900m



13 April 2024 - 13:20

Track Rating: Synthetic , Weather: Fine, Rail Position: True

Section	Overall	1800m	1600m	1400m	1200m	1000m	800m	600m	400m	200m
Section Times	1:58.08 [6] (0:08.01)	1:50.07 [1] (0:11.22)	1:38.85 [1] (0:11.86)	1:26.99 [1] (0:12.14)	1:14.85 [1] (0:11.90)	1:02.95 [1] (0:12.28)	0:50.67 [1] (0:12.16)	0:38.51 [2] (0:11.90)	0:26.61 [2] (0:12.81)	0:13.80 [4] (0:13.80)
Average Speed [km/h]	45.0	64.5	61.0	59.9	60.5	58.9	59.6	60.3	56.3	52.5
Top Speed [km/h]	62.2	66.9	62.0	62.2	62.2	59.5	61.7	62.4	58.5	54.6
Avg. Dist. to Rail [m]	1.3	1.0	2.0	1.2	1.5	1.5	1.3	0.7	1.3	2.4
Avg. Stride Freq. [Hz]	2.4	2.4	2.3	2.3	2.3	2.3	2.3	2.4	2.3	2.3
Avg. Stride Length [m]	5.6	7.4	7.3	7.2	7.4	7.2	7.1	7.0	6.7	6.4



- [] Ranking at each section and finish
- .-.- No data available at this section
- NA No data available



Horse/Jockey Name	Agrimony
Final Rank	7
Fastest Section Time (Section)	0:08.20 (Overall)
Top Speed [km/h] (Section)	65.1 (1800m)
Race State	Finished



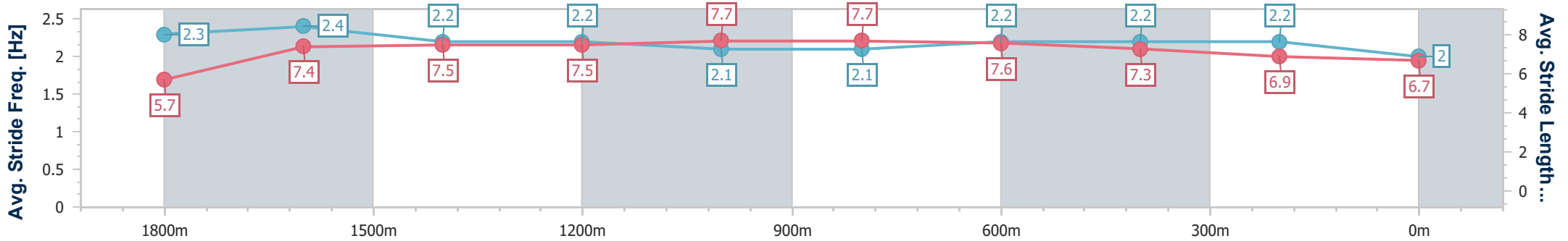
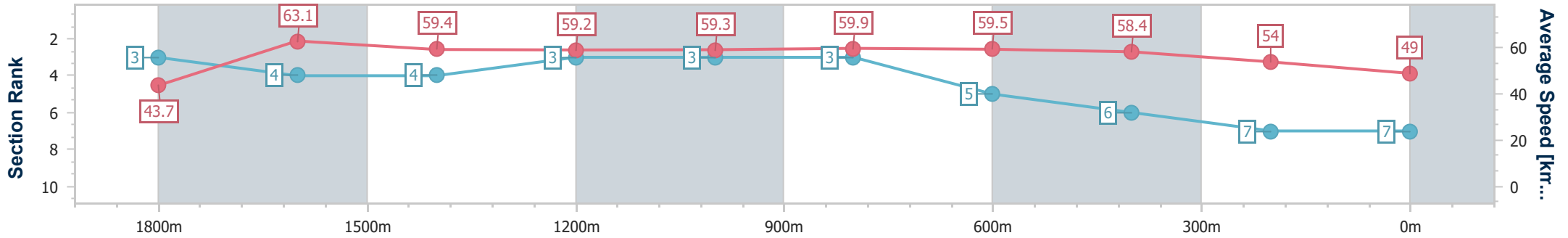
Aquis Park Gold Coast Poly QLD Professional
 Race 1: PORTERS LIQUOR BENCHMARK 62 Handicap - 1900m



13 April 2024 - 13:20

Track Rating: Synthetic , Weather: Fine, Rail Position: True

Section	Overall	1800m	1600m	1400m	1200m	1000m	800m	600m	400m	200m
Section Times	2:00.27 [7] (0:08.20)	1:52.07 [3] (0:11.43)	1:40.64 [4] (0:11.97)	1:28.67 [4] (0:11.98)	1:16.69 [3] (0:12.17)	1:04.52 [3] (0:12.07)	0:52.45 [3] (0:12.21)	0:40.24 [5] (0:12.22)	0:28.02 [6] (0:13.29)	0:14.73 [7] (0:14.73)
Average Speed [km/h]	43.7	63.1	59.4	59.2	59.3	59.9	59.5	58.4	54.0	49.0
Top Speed [km/h]	60.2	65.1	61.1	60.1	59.9	60.9	60.4	61.0	55.7	52.8
Avg. Dist. to Rail [m]	0.6	0.4	1.5	1.7	0.8	1.1	1.0	1.1	0.7	0.8
Avg. Stride Freq. [Hz]	2.3	2.4	2.2	2.2	2.1	2.1	2.2	2.2	2.2	2.0
Avg. Stride Length [m]	5.7	7.4	7.5	7.5	7.7	7.7	7.6	7.3	6.9	6.7



- [] Ranking at each section and finish
- .-.- No data available at this section
- NA No data available

Track Rating: Synthetic , Weather: Fine, Rail Position: True

Section		Overall	1000m	800m	600m	400m	200m	Last 600m					
Field Times		1:00.82 (0:04.92)	0:55.90 (0:11.06)	0:44.84 (0:10.60)	0:34.24 (0:11.12)	0:23.12 (0:11.33)	0:11.79 (0:11.79)	0:34.24					
Rank	TAB Horse/Jockey	Barrier	Top Speed [km/h]	Fastest Section	Margin						Distance Travelled [m]		
1	9 PLATINUM LIES Cody Collis	9	69.3 800m	0:04.92 Overall	1:00.82 [1] (0:04.92)	0:55.90 [1] (0:11.06)	0:44.84 [1] (0:10.60)	0:34.24 [1] (0:11.12)	0:23.12 [1] (0:11.33)	0:11.79 [1] (0:11.79)	1:00.82	0:34.24	
2	4 SONNY DAZE Noel Callow	4	68.5 600m	0:04.95 Overall	1:00.93 [2] (0:04.95)	0:55.98 [3] (0:11.11)	0:44.87 [4] (0:10.78)	0:34.09 [4] (0:10.99)	0:23.10 [3] (0:11.24)	0:11.86 [2] (0:11.86)	0.5L	0:34.09	+6
3	2 DUSKY DANCER Stacey Callow	2	68.5 600m	0:04.94 Overall	1:01.29 [3] (0:04.94)	0:56.35 [2] (0:11.07)	0:45.28 [2] (0:10.72)	0:34.56 [3] (0:11.11)	0:23.45 [4] (0:11.56)	0:11.89 [4] (0:11.89)	2.5L	0:34.56	-1
4	8 LA BOQUERIA Jag Guthmann-Chester	8	68.6 800m	0:04.99 Overall	1:01.39 [4] (0:04.99)	0:56.40 [4] (0:11.16)	0:45.24 [5] (0:10.79)	0:34.45 [5] (0:11.03)	0:23.42 [5] (0:11.46)	0:11.96 [5] (0:11.96)	3L	0:34.45	+0
5	1 BETTER THAN BOOZE Jai Williams	1	71.0 800m	0:05.10 Overall	1:01.47 [5] (0:05.10)	0:56.37 [5] (0:10.92)	0:45.45 [3] (0:10.57)	0:34.88 [2] (0:11.14)	0:23.74 [2] (0:11.65)	0:12.09 [3] (0:12.09)	3.3L	0:34.88	+7
6	6 ON THE TARGET Wendy Peel	6	68.4 800m	0:05.25 Overall	1:01.58 [6] (0:05.25)	0:56.33 [7] (0:11.16)	0:45.17 [6] (0:10.66)	0:34.51 [6] (0:11.17)	0:23.34 [6] (0:11.47)	0:11.87 [6] (0:11.87)	3.8L	0:34.51	+4
7	7 UNIQUE ELLE Paul Hammersley	7	67.5 800m	0:05.20 Overall	1:02.05 [7] (0:05.20)	0:56.85 [6] (0:11.42)	0:45.43 [7] (0:10.83)	0:34.60 [7] (0:11.22)	0:23.38 [7] (0:11.42)	0:11.96 [7] (0:11.96)	6.6L	0:34.60	+2
8	5 GIRRAMAY Todd Banks	5	66.3 800m	0:05.54 Overall	1:04.24 [8] (0:05.54)	0:58.70 [8] (0:11.57)	0:47.13 [8] (0:11.03)	0:36.10 [8] (0:11.49)	0:24.61 [8] (0:12.09)	0:12.52 [8] (0:12.52)	19.4L	0:36.10	+2

Scratched: Drums Of War (#3)



Horse/Jockey Name	Platinum Lies
Final Rank	1
Fastest Section Time (Section)	0:04.92 (Overall)
Top Speed [km/h] (Section)	69.3 (800m)
Race State	Finished



Aquis Park Gold Coast Poly QLD Professional

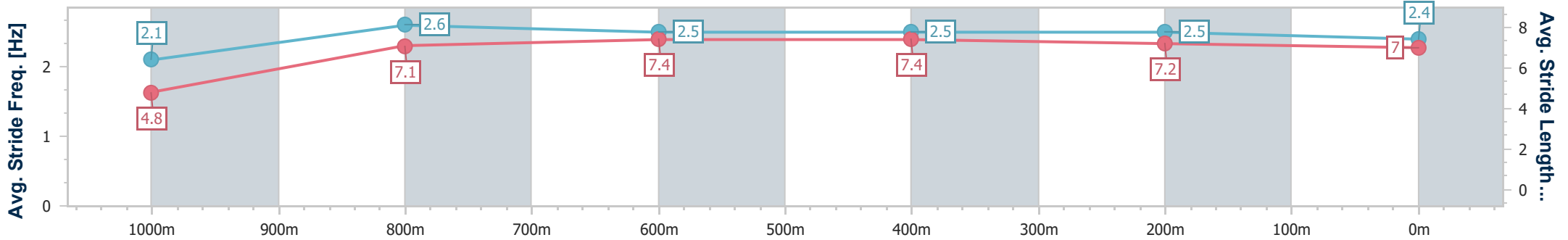
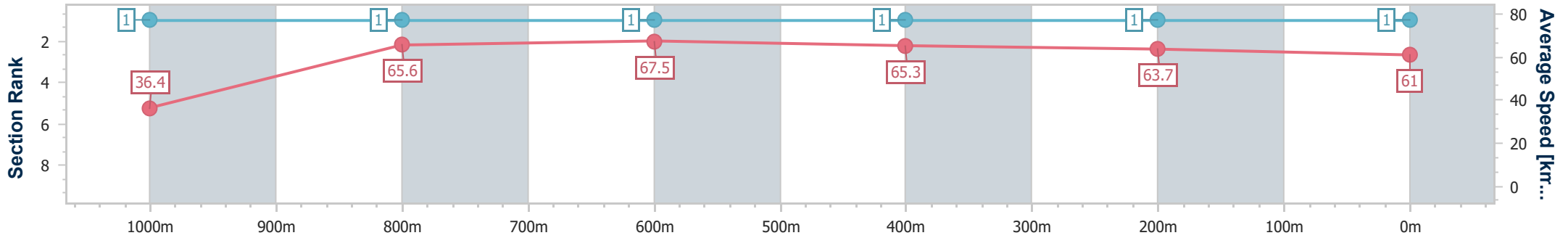
Race 2: IGA LIQUOR Class 2 Plate - 1050m

13 April 2024 - 13:54

Track Rating: Synthetic , Weather: Fine, Rail Position: True



Section	Overall	1000m	800m	600m	400m	200m
Section Times	1:00.82 [1] (0:04.92)	0:55.90 [1] (0:11.06)	0:44.84 [1] (0:10.60)	0:34.24 [1] (0:11.12)	0:23.12 [1] (0:11.33)	0:11.79 [1] (0:11.79)
Average Speed [km/h]	36.4	65.6	67.5	65.3	63.7	61.0
Top Speed [km/h]	57.8	67.5	69.3	68.1	64.3	63.5
Avg. Dist. to Rail [m]	4.0	2.1	0.5	1.3	0.9	2.1
Avg. Stride Freq. [Hz]	2.1	2.6	2.5	2.5	2.5	2.4
Avg. Stride Length [m]	4.8	7.1	7.4	7.4	7.2	7.0



- [] Ranking at each section and finish
- .-.- No data available at this section
- NA No data available



Horse/Jockey Name	Sonny Daze
Final Rank	2
Fastest Section Time (Section)	0:04.95 (Overall)
Top Speed [km/h] (Section)	68.5 (600m)
Race State	Finished



Aquis Park Gold Coast Poly QLD Professional

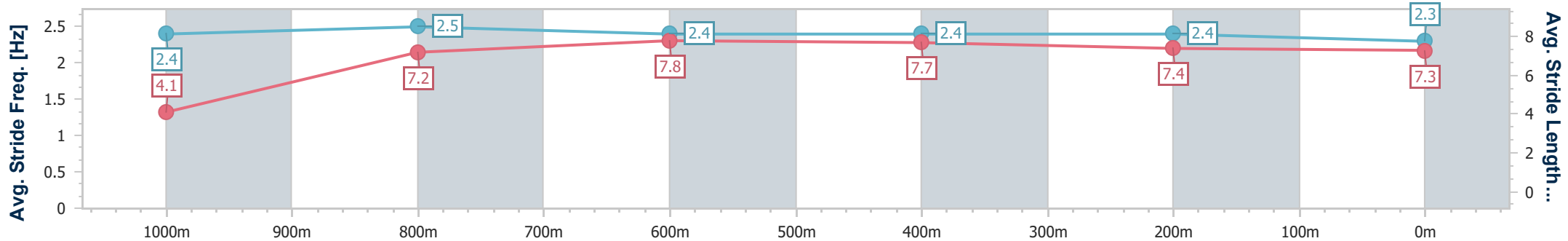
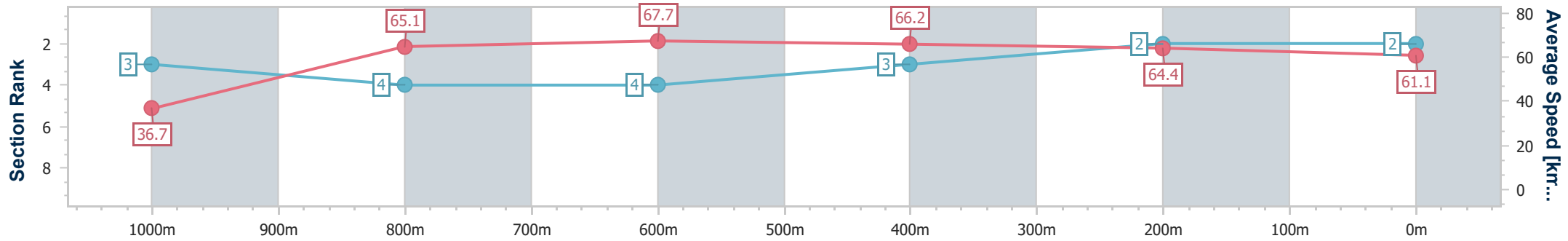
Race 2: IGA LIQUOR Class 2 Plate - 1050m

13 April 2024 - 13:54

Track Rating: Synthetic , Weather: Fine, Rail Position: True



Section	Overall	1000m	800m	600m	400m	200m
Section Times	1:00.93 [2] (0:04.95)	0:55.98 [3] (0:11.11)	0:44.87 [4] (0:10.78)	0:34.09 [4] (0:10.99)	0:23.10 [3] (0:11.24)	0:11.86 [2] (0:11.86)
Average Speed [km/h]	36.7	65.1	67.7	66.2	64.4	61.1
Top Speed [km/h]	57.4	68.1	68.5	68.5	65.1	63.6
Avg. Dist. to Rail [m]	5.9	3.1	2.0	2.3	3.4	4.9
Avg. Stride Freq. [Hz]	2.4	2.5	2.4	2.4	2.4	2.3
Avg. Stride Length [m]	4.1	7.2	7.8	7.7	7.4	7.3



- [] Ranking at each section and finish
- .-.- No data available at this section
- NA No data available



Horse/Jockey Name	Dusky Dancer
Final Rank	3
Fastest Section Time (Section)	0:04.94 (Overall)
Top Speed [km/h] (Section)	68.5 (600m)
Race State	Finished



Aquis Park Gold Coast Poly QLD Professional

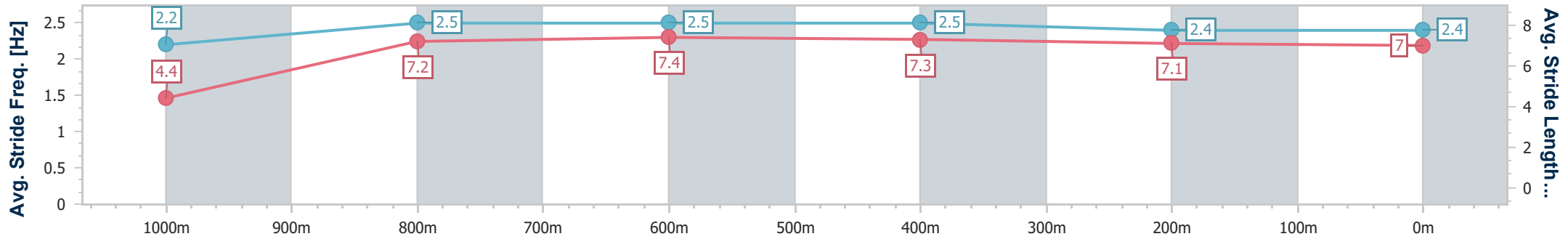
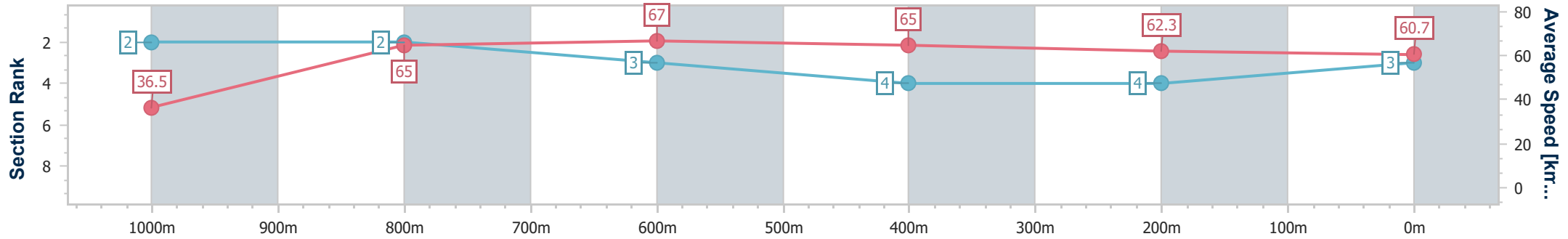
Race 2: IGA LIQUOR Class 2 Plate - 1050m

13 April 2024 - 13:54

Track Rating: Synthetic , Weather: Fine, Rail Position: True



Section	Overall	1000m	800m	600m	400m	200m
Section Times	1:01.29 [3] (0:04.94)	0:56.35 [2] (0:11.07)	0:45.28 [2] (0:10.72)	0:34.56 [3] (0:11.11)	0:23.45 [4] (0:11.56)	0:11.89 [4] (0:11.89)
Average Speed [km/h]	36.5	65.0	67.0	65.0	62.3	60.7
Top Speed [km/h]	56.7	66.8	68.1	68.5	63.8	62.2
Avg. Dist. to Rail [m]	1.4	0.6	0.5	0.6	0.5	0.4
Avg. Stride Freq. [Hz]	2.2	2.5	2.5	2.5	2.4	2.4
Avg. Stride Length [m]	4.4	7.2	7.4	7.3	7.1	7.0



- [] Ranking at each section and finish
- .-.- No data available at this section
- NA No data available



Horse/Jockey Name	La Boqueria
Final Rank	4
Fastest Section Time (Section)	0:04.99 (Overall)
Top Speed [km/h] (Section)	68.6 (800m)
Race State	Finished



Aquis Park Gold Coast Poly QLD Professional

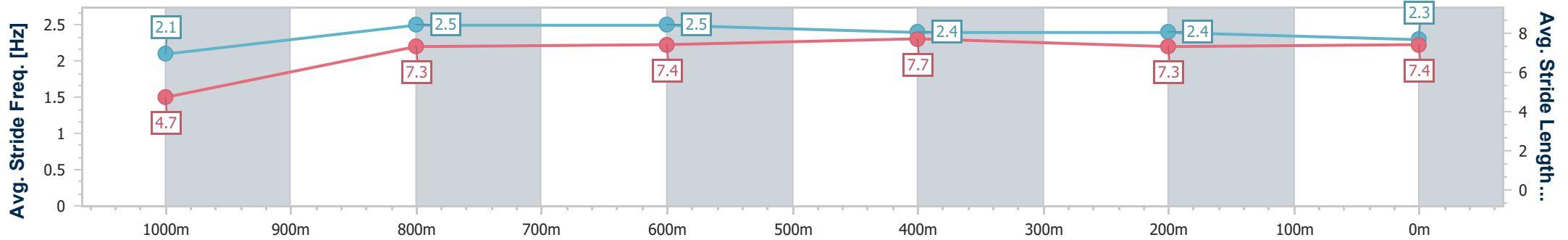
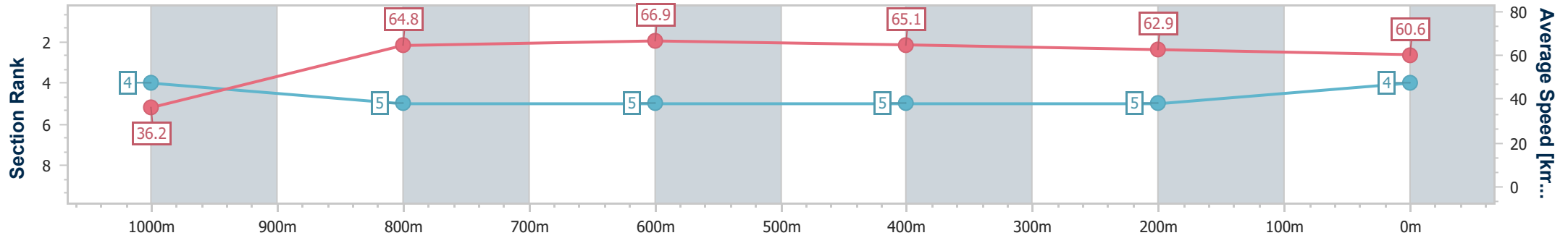
Race 2: IGA LIQUOR Class 2 Plate - 1050m

13 April 2024 - 13:54

Track Rating: Synthetic , Weather: Fine, Rail Position: True



Section	Overall	1000m	800m	600m	400m	200m
Section Times	1:01.39 [4] (0:04.99)	0:56.40 [4] (0:11.16)	0:45.24 [5] (0:10.79)	0:34.45 [5] (0:11.03)	0:23.42 [5] (0:11.46)	0:11.96 [5]
Average Speed [km/h]	36.2	64.8	66.9	65.1	62.9	60.6
Top Speed [km/h]	56.8	67.2	68.6	67.3	64.3	61.6
Avg. Dist. to Rail [m]	4.6	2.2	0.5	0.4	2.0	3.9
Avg. Stride Freq. [Hz]	2.1	2.5	2.5	2.4	2.4	2.3
Avg. Stride Length [m]	4.7	7.3	7.4	7.7	7.3	7.4



- [] Ranking at each section and finish
- .-.- No data available at this section
- NA No data available



Horse/Jockey Name	Better Than Booze
Final Rank	5
Fastest Section Time (Section)	0:05.10 (Overall)
Top Speed [km/h] (Section)	71.0 (800m)
Race State	Finished



Aquis Park Gold Coast Poly QLD Professional

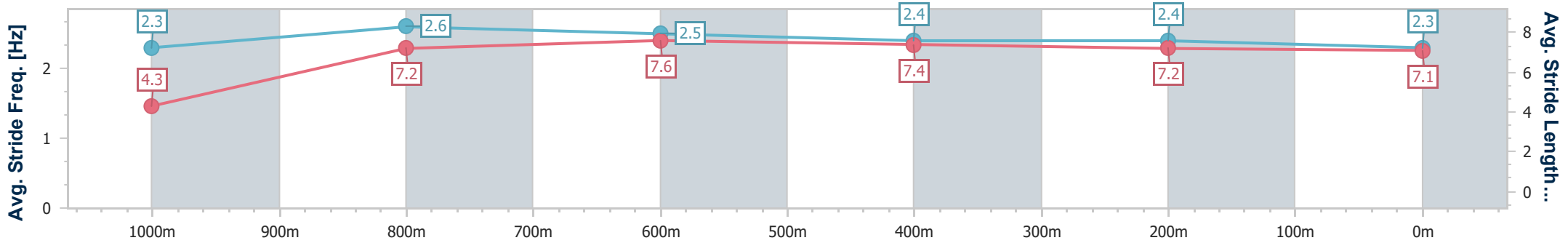
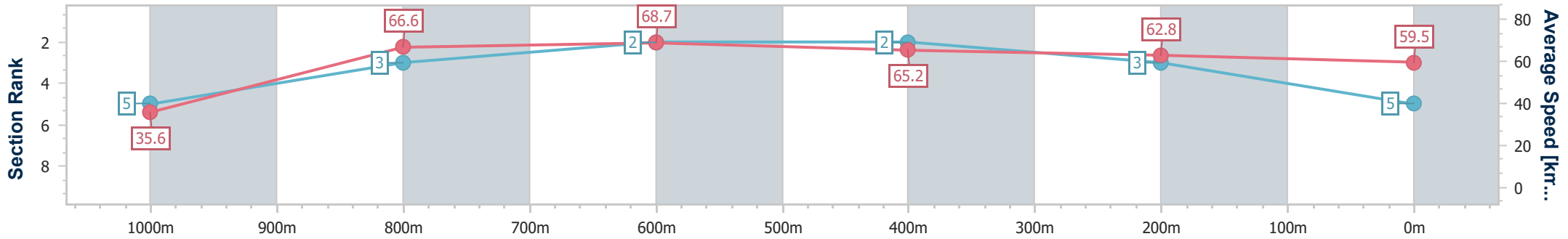
Race 2: IGA LIQUOR Class 2 Plate - 1050m

13 April 2024 - 13:54

Track Rating: Synthetic , Weather: Fine, Rail Position: True



Section	Overall	1000m	800m	600m	400m	200m
Section Times	1:01.47 [5] (0:05.10)	0:56.37 [5] (0:10.92)	0:45.45 [3] (0:10.57)	0:34.88 [2] (0:11.14)	0:23.74 [2] (0:11.65)	0:12.09 [3]
Average Speed [km/h]	35.6	66.6	68.7	65.2	62.8	59.5
Top Speed [km/h]	57.3	70.4	71.0	68.3	64.4	61.8
Avg. Dist. to Rail [m]	7.0	4.5	1.6	2.0	4.8	4.6
Avg. Stride Freq. [Hz]	2.3	2.6	2.5	2.4	2.4	2.3
Avg. Stride Length [m]	4.3	7.2	7.6	7.4	7.2	7.1



- [] Ranking at each section and finish
- .-.- No data available at this section
- NA No data available



Horse/Jockey Name	On The Target
Final Rank	6
Fastest Section Time (Section)	0:05.25 (Overall)
Top Speed [km/h] (Section)	68.4 (800m)
Race State	Finished



Aquis Park Gold Coast Poly QLD Professional

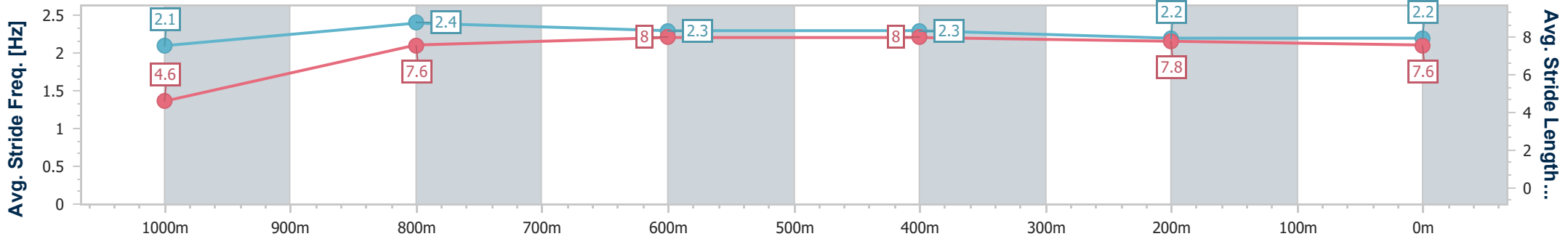
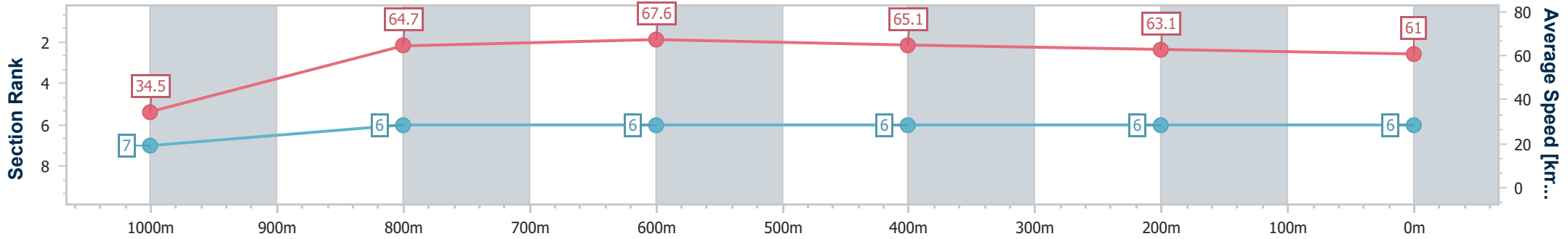
Race 2: IGA LIQUOR Class 2 Plate - 1050m

13 April 2024 - 13:54

Track Rating: Synthetic , Weather: Fine, Rail Position: True



Section	Overall	1000m	800m	600m	400m	200m
Section Times	1:01.58 [6] (0:05.25)	0:56.33 [7] (0:11.16)	0:45.17 [6] (0:10.66)	0:34.51 [6] (0:11.17)	0:23.34 [6] (0:11.47)	0:11.87 [6] (0:11.87)
Average Speed [km/h]	34.5	64.7	67.6	65.1	63.1	61.0
Top Speed [km/h]	56.4	67.6	68.4	67.9	63.8	63.2
Avg. Dist. to Rail [m]	5.2	2.2	0.7	2.1	1.6	4.7
Avg. Stride Freq. [Hz]	2.1	2.4	2.3	2.3	2.2	2.2
Avg. Stride Length [m]	4.6	7.6	8.0	8.0	7.8	7.6



- [] Ranking at each section and finish
- .-.- No data available at this section
- NA No data available



Horse/Jockey Name	Unique Elle
Final Rank	7
Fastest Section Time (Section)	0:05.20 (Overall)
Top Speed [km/h] (Section)	67.5 (800m)
Race State	Finished



Aquis Park Gold Coast Poly QLD Professional

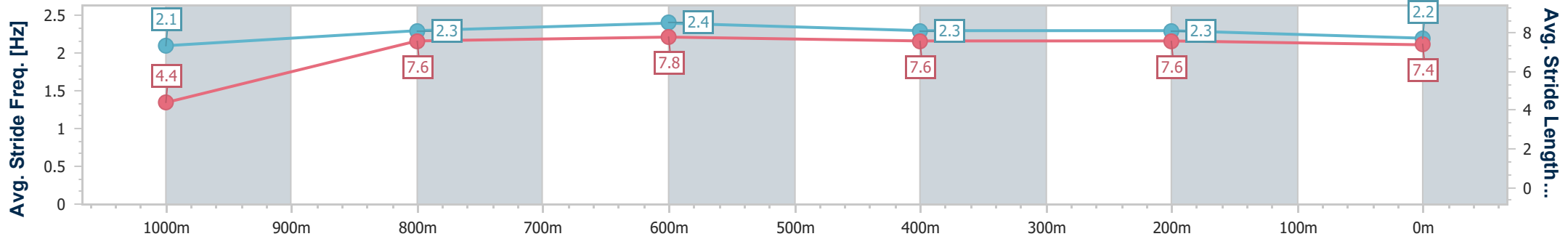
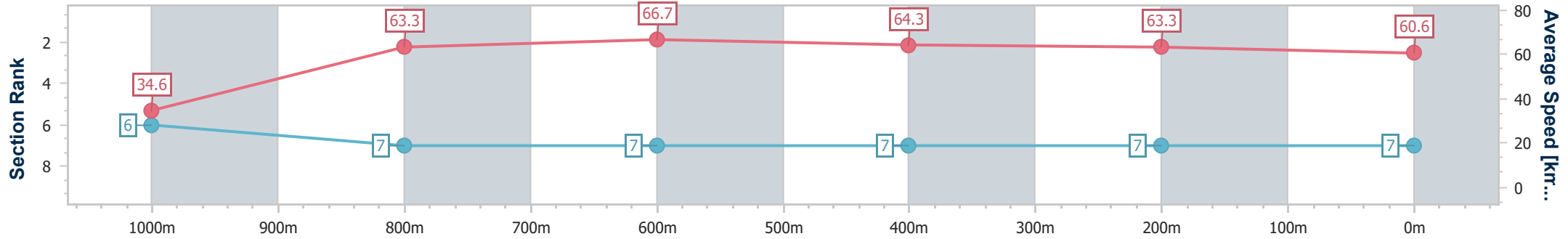
Race 2: IGA LIQUOR Class 2 Plate - 1050m

13 April 2024 - 13:54

Track Rating: Synthetic , Weather: Fine, Rail Position: True



Section	Overall	1000m	800m	600m	400m	200m
Section Times	1:02.05 [7] (0:05.20)	0:56.85 [6] (0:11.42)	0:45.43 [7] (0:10.83)	0:34.60 [7] (0:11.22)	0:23.38 [7] (0:11.42)	0:11.96 [7] (0:11.96)
Average Speed [km/h]	34.6	63.3	66.7	64.3	63.3	60.6
Top Speed [km/h]	55.1	66.5	67.5	66.4	64.1	62.7
Avg. Dist. to Rail [m]	0.7	0.8	0.4	1.0	1.2	2.2
Avg. Stride Freq. [Hz]	2.1	2.3	2.4	2.3	2.3	2.2
Avg. Stride Length [m]	4.4	7.6	7.8	7.6	7.6	7.4



- [] Ranking at each section and finish
- .-.- No data available at this section
- NA No data available



Horse/Jockey Name	Girramay
Final Rank	8
Fastest Section Time (Section)	0:05.54 (Overall)
Top Speed [km/h] (Section)	66.3 (800m)
Race State	Finished



Aquis Park Gold Coast Poly QLD Professional

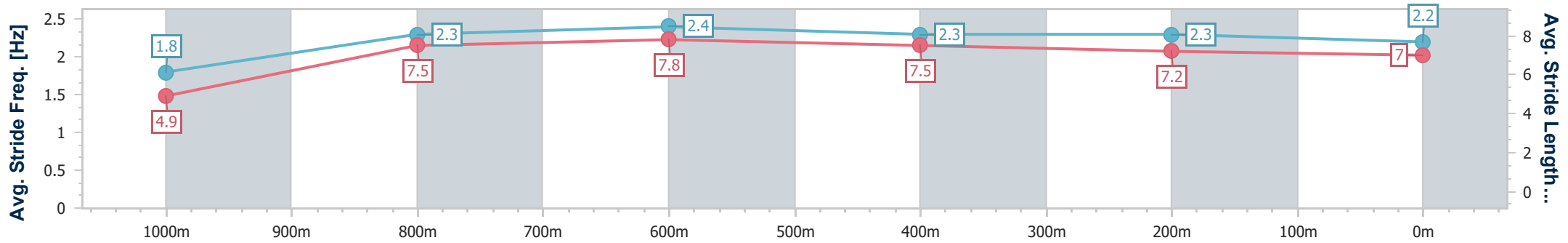
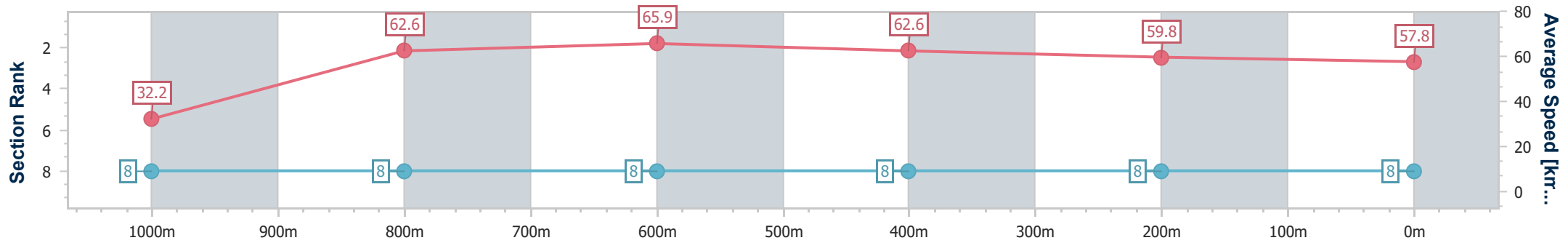
Race 2: IGA LIQUOR Class 2 Plate - 1050m

13 April 2024 - 13:54

Track Rating: Synthetic , Weather: Fine, Rail Position: True



Section	Overall	1000m	800m	600m	400m	200m
Section Times	1:04.24 [8] (0:05.54)	0:58.70 [8] (0:11.57)	0:47.13 [8] (0:11.03)	0:36.10 [8] (0:11.49)	0:24.61 [8] (0:12.09)	0:12.52 [8] (0:12.52)
Average Speed [km/h]	32.2	62.6	65.9	62.6	59.8	57.8
Top Speed [km/h]	52.6	66.1	66.3	65.2	60.6	59.1
Avg. Dist. to Rail [m]	2.5	2.6	1.1	1.0	2.5	2.9
Avg. Stride Freq. [Hz]	1.8	2.3	2.4	2.3	2.3	2.2
Avg. Stride Length [m]	4.9	7.5	7.8	7.5	7.2	7.0



- [] Ranking at each section and finish
- .-.- No data available at this section
- NA No data available

Track Rating: Synthetic , Weather: Fine, Rail Position: True

Section		Overall	1000m	800m	600m	400m	200m	Last 600m					
Field Times		1:02.11 (0:04.89)	0:57.22 (0:11.08)	0:46.14 (0:11.17)	0:34.97 (0:11.32)	0:23.65 (0:11.58)	0:12.07 (0:12.07)	0:34.97					
Rank	TAB Horse/Jockey	Barrier	Top Speed [km/h]	Fastest Section	Margin							Distance Travelled [m]	
1	10 LITTLEMISSCANCAN Wayne O'Connell	10	68.2 800m	0:05.09 Overall	1:02.11 [1] (0:05.09)	0:57.02 [5] (0:11.16)	0:45.86 [4] (0:10.91)	0:34.95 [2] (0:11.44)	0:23.51 [3] (0:11.61)	0:11.90 [2] (0:11.90)	1:02.11	0:34.95	
2	9 EXCEED TO AMBITION Jai Williams	9	68.1 1000m	0:04.93 Overall	1:02.17 [2] (0:04.93)	0:57.24 [2] (0:11.04)	0:46.20 [1] (0:11.17)	0:35.03 [1] (0:11.32)	0:23.71 [1] (0:11.58)	0:12.13 [1] (0:12.13)	0.3L	0:35.03	-5
3	5 PASS THE WINE Elione Chaves	5	68.4 1000m	0:05.15 Overall	1:02.33 [3] (0:05.15)	0:57.18 [6] (0:10.98)	0:46.20 [3] (0:11.04)	0:35.16 [3] (0:11.41)	0:23.75 [2] (0:11.63)	0:12.12 [2] (0:12.12)	1.1L	0:35.16	+0
4	8 ATLANTIC LACE Cody Collis	8	67.8 800m	0:05.32 Overall	1:02.50 [4] (0:05.32)	0:57.18 [8] (0:11.38)	0:45.80 [8] (0:10.93)	0:34.87 [6] (0:11.30)	0:23.57 [5] (0:11.48)	0:12.09 [5] (0:12.09)	1.9L	0:34.87	-4
5	1 ELECTRIC HASHMAL Lilli Barr	1	67.4 800m	0:05.07 Overall	1:02.50 [5] (0:05.07)	0:57.43 [4] (0:11.44)	0:45.99 [5] (0:10.98)	0:35.01 [5] (0:11.45)	0:23.56 [6] (0:11.58)	0:11.98 [6] (0:11.98)	2L	0:35.01	+3
6	12 STELLAR TRIXIE Wanderson D'Avila	12	68.8 800m	0:05.46 Overall	1:02.86 [6] (0:05.46)	0:57.40 [10] (0:11.38)	0:46.02 [10] (0:10.94)	0:35.08 [8] (0:11.42)	0:23.66 [8] (0:11.47)	0:12.19 [7] (0:12.19)	4L	0:35.08	+10
7	4 DESTINY GUNGHO Matthew Palmer	4	68.4 1000m	0:04.89 Overall	1:02.96 [7] (0:04.89)	0:58.07 [1] (0:11.12)	0:46.95 [2] (0:11.25)	0:35.70 [4] (0:11.45)	0:24.25 [4] (0:11.69)	0:12.56 [4] (0:12.56)	4.5L	0:35.70	+8
8	7 SNAG DA BEANS Nozi Tomizawa	7	67.1 800m	0:05.05 Overall	1:02.98 [8] (0:05.05)	0:57.93 [3] (0:11.51)	0:46.42 [6] (0:11.12)	0:35.30 [7] (0:11.45)	0:23.85 [7] (0:11.69)	0:12.16 [8] (0:12.16)	4.6L	0:35.30	+3
9	11 MISS WEDNESDAY Luke Miller	11	67.3 800m	0:05.33 Overall	1:03.16 [9] (0:05.33)	0:57.83 [9] (0:11.45)	0:46.38 [9] (0:11.04)	0:35.34 [9] (0:11.58)	0:23.76 [9] (0:11.73)	0:12.03 [9] (0:12.03)	5.6L	0:35.34	-2
10	2 ROGUE ARTIST Todd Banks	2	66.9 1000m	0:05.18 Overall	1:04.20 [10] (0:05.18)	0:59.02 [7] (0:11.49)	0:47.53 [7] (0:11.22)	0:36.31 [10] (0:11.82)	0:24.49 [10] (0:11.96)	0:12.53 [10] (0:12.53)	11.6L	0:36.31	+5

Scratched: Qickwit (#6), Crypto King (#3)



Horse/Jockey Name	Littlemisscancan
Final Rank	1
Fastest Section Time (Section)	0:05.09 (Overall)
Top Speed [km/h] (Section)	68.2 (800m)
Race State	Finished



Aquis Park Gold Coast Poly QLD Professional

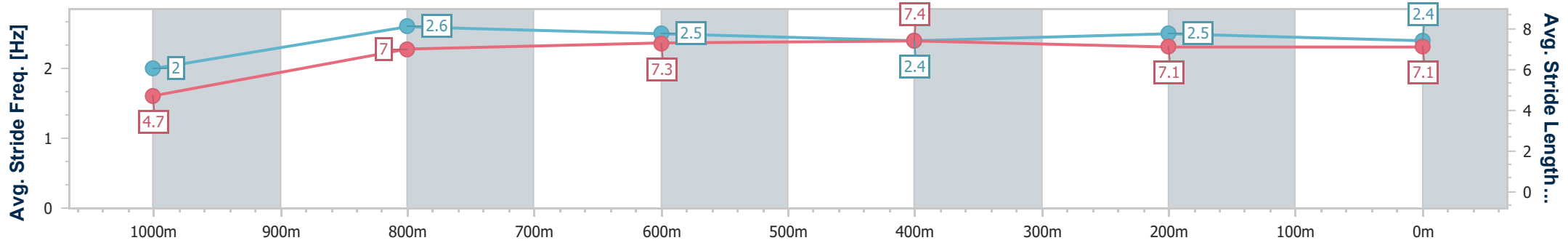
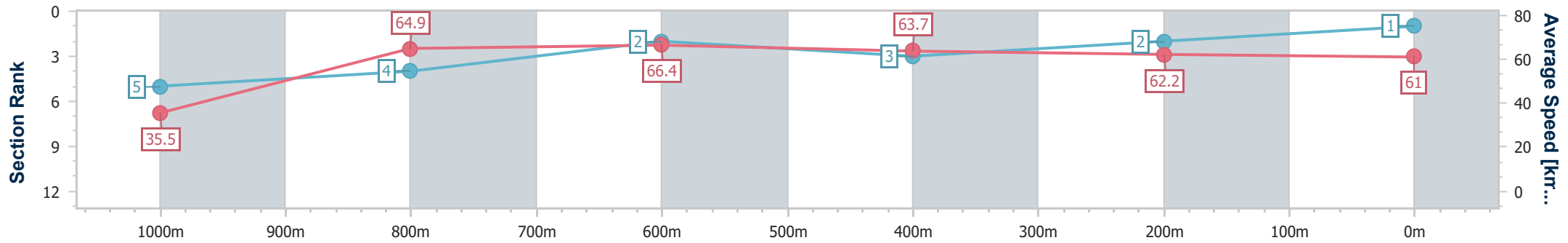
Race 3: CLUB PARTNERS Maiden Plate - 1050m

13 April 2024 - 14:32

Track Rating: Synthetic , Weather: Fine, Rail Position: True



Section	Overall	1000m	800m	600m	400m	200m
Section Times	1:02.11 [1] (0:05.09)	0:57.02 [5] (0:11.16)	0:45.86 [4] (0:10.91)	0:34.95 [2] (0:11.44)	0:23.51 [3] (0:11.61)	0:11.90 [2]
Average Speed [km/h]	35.5	64.9	66.4	63.7	62.2	61.0
Top Speed [km/h]	56.9	67.4	68.2	67.9	63.4	62.6
Avg. Dist. to Rail [m]	8.3	3.4	1.3	2.0	2.6	4.4
Avg. Stride Freq. [Hz]	2.0	2.6	2.5	2.4	2.5	2.4
Avg. Stride Length [m]	4.7	7.0	7.3	7.4	7.1	7.1



- [] Ranking at each section and finish
- .-.- No data available at this section
- NA No data available



Horse/Jockey Name	Exceed To Ambition
Final Rank	2
Fastest Section Time (Section)	0:04.93 (Overall)
Top Speed [km/h] (Section)	68.1 (1000m)
Race State	Finished



Aquis Park Gold Coast Poly QLD Professional

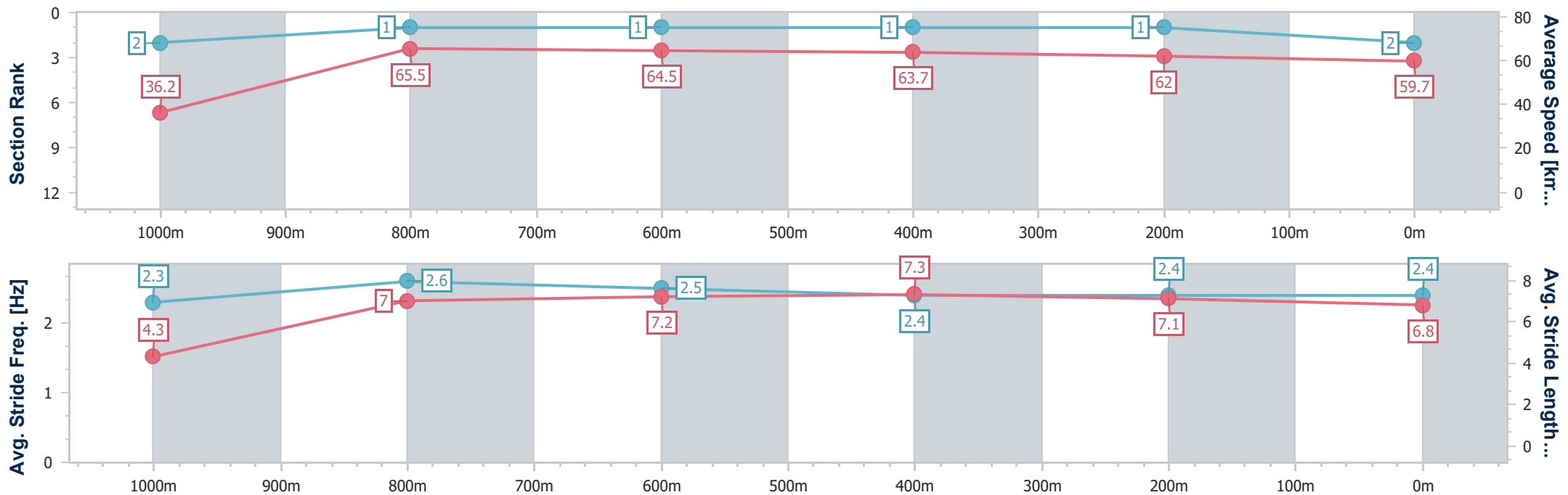
Race 3: CLUB PARTNERS Maiden Plate - 1050m

13 April 2024 - 14:32

Track Rating: Synthetic , Weather: Fine, Rail Position: True



Section	Overall	1000m	800m	600m	400m	200m
Section Times	1:02.17 [2] (0:04.93)	0:57.24 [2] (0:11.04)	0:46.20 [1] (0:11.17)	0:35.03 [1] (0:11.32)	0:23.71 [1] (0:11.58)	0:12.13 [1]
Average Speed [km/h]	36.2	65.5	64.5	63.7	62.0	59.7
Top Speed [km/h]	57.8	68.1	66.2	65.5	63.3	62.8
Avg. Dist. to Rail [m]	0.7	0.5	0.5	0.5	0.5	1.5
Avg. Stride Freq. [Hz]	2.3	2.6	2.5	2.4	2.4	2.4
Avg. Stride Length [m]	4.3	7.0	7.2	7.3	7.1	6.8



- [] Ranking at each section and finish
- .-.- No data available at this section
- NA No data available



Horse/Jockey Name	Pass The Wine
Final Rank	3
Fastest Section Time (Section)	0:05.15 (Overall)
Top Speed [km/h] (Section)	68.4 (1000m)
Race State	Finished



Aquis Park Gold Coast Poly QLD Professional

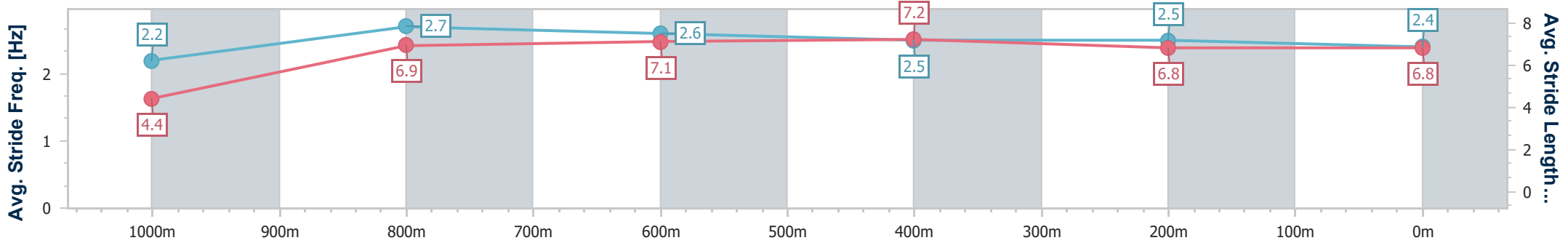
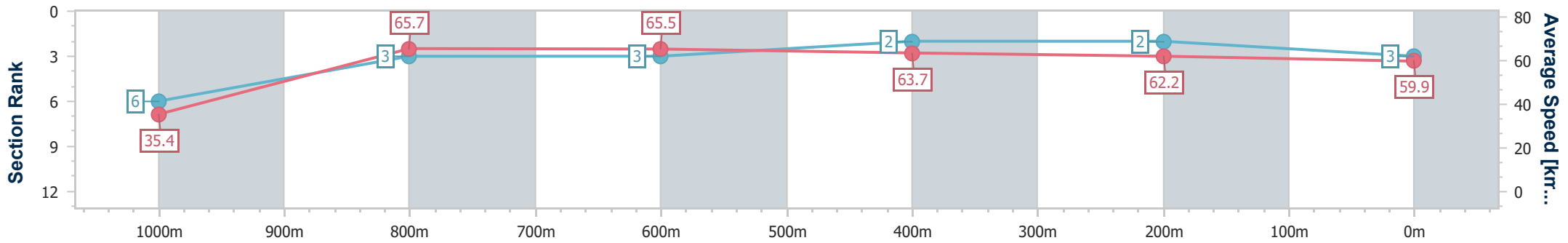
Race 3: CLUB PARTNERS Maiden Plate - 1050m

13 April 2024 - 14:32

Track Rating: Synthetic , Weather: Fine, Rail Position: True



Section	Overall	1000m	800m	600m	400m	200m
Section Times	1:02.33 [3] (0:05.15)	0:57.18 [6] (0:10.98)	0:46.20 [3] (0:11.04)	0:35.16 [3] (0:11.41)	0:23.75 [2] (0:11.63)	0:12.12 [2]
Average Speed [km/h]	35.4	65.7	65.5	63.7	62.2	59.9
Top Speed [km/h]	56.2	68.4	67.3	65.3	63.2	61.8
Avg. Dist. to Rail [m]	2.3	1.4	1.0	1.7	3.2	5.5
Avg. Stride Freq. [Hz]	2.2	2.7	2.6	2.5	2.5	2.4
Avg. Stride Length [m]	4.4	6.9	7.1	7.2	6.8	6.8



- [] Ranking at each section and finish
- .-.- No data available at this section
- NA No data available



Horse/Jockey Name	Atlantic Lace
Final Rank	4
Fastest Section Time (Section)	0:05.32 (Overall)
Top Speed [km/h] (Section)	67.8 (800m)
Race State	Finished



Aquis Park Gold Coast Poly QLD Professional

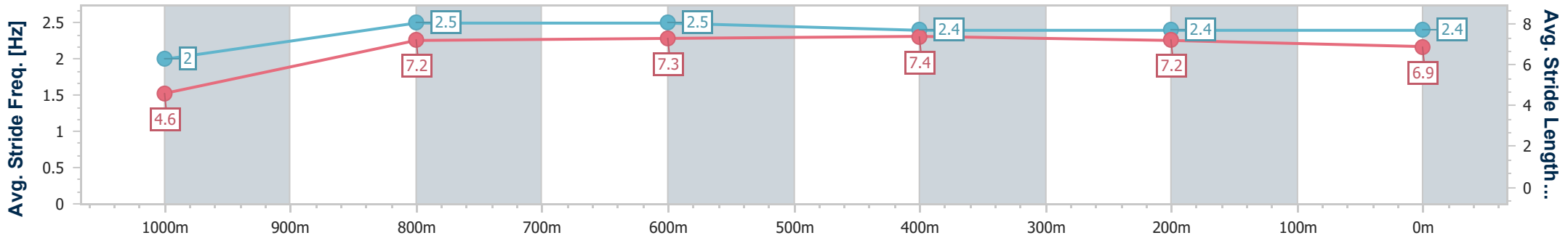
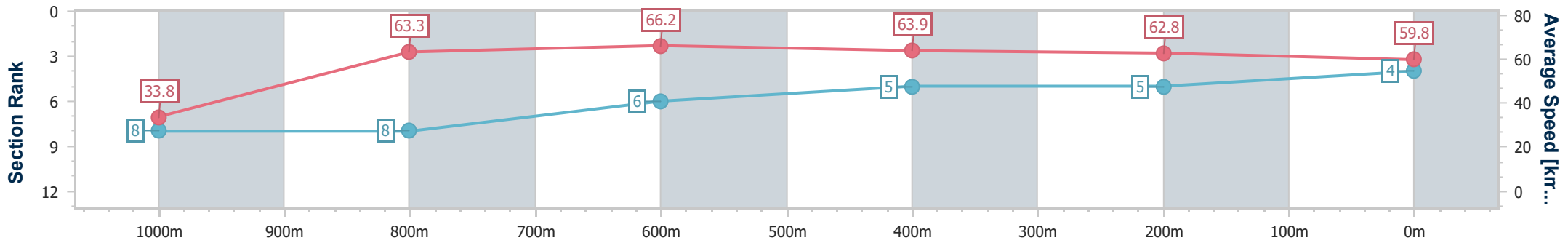
Race 3: CLUB PARTNERS Maiden Plate - 1050m

13 April 2024 - 14:32

Track Rating: Synthetic , Weather: Fine, Rail Position: True



Section	Overall	1000m	800m	600m	400m	200m
Section Times	1:02.50 [4] (0:05.32)	0:57.18 [8] (0:11.38)	0:45.80 [8] (0:10.93)	0:34.87 [6] (0:11.30)	0:23.57 [5] (0:11.48)	0:12.09 [5] (0:12.09)
Average Speed [km/h]	33.8	63.3	66.2	63.9	62.8	59.8
Top Speed [km/h]	54.0	66.5	67.8	66.8	63.6	61.6
Avg. Dist. to Rail [m]	1.1	0.4	1.1	0.6	0.7	2.7
Avg. Stride Freq. [Hz]	2.0	2.5	2.5	2.4	2.4	2.4
Avg. Stride Length [m]	4.6	7.2	7.3	7.4	7.2	6.9



- [] Ranking at each section and finish
- .-.- No data available at this section
- NA No data available



Horse/Jockey Name	Electric Hashmal
Final Rank	5
Fastest Section Time (Section)	0:05.07 (Overall)
Top Speed [km/h] (Section)	67.4 (800m)
Race State	Finished



Aquis Park Gold Coast Poly QLD Professional

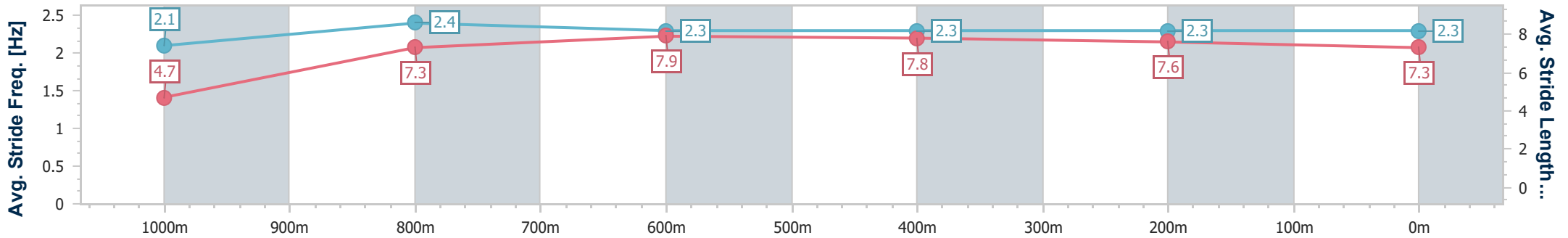
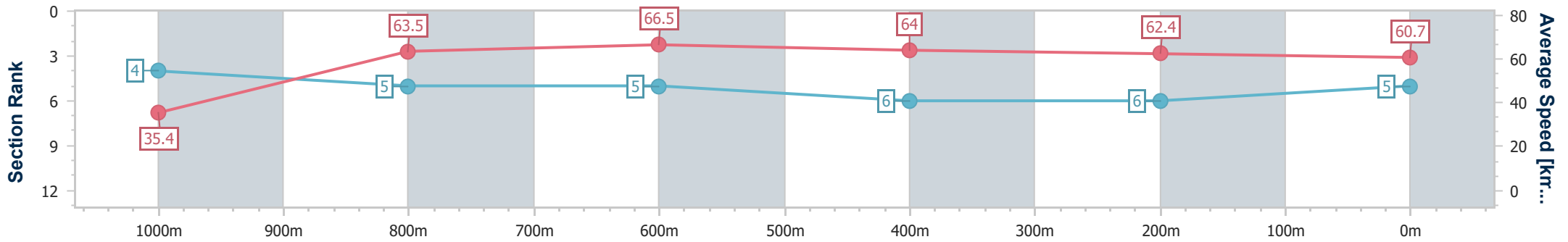
Race 3: CLUB PARTNERS Maiden Plate - 1050m

13 April 2024 - 14:32

Track Rating: Synthetic , Weather: Fine, Rail Position: True



Section	Overall	1000m	800m	600m	400m	200m
Section Times	1:02.50 [5] (0:05.07)	0:57.43 [4] (0:11.44)	0:45.99 [5] (0:10.98)	0:35.01 [5] (0:11.45)	0:23.56 [6] (0:11.58)	0:11.98 [6] (0:11.98)
Average Speed [km/h]	35.4	63.5	66.5	64.0	62.4	60.7
Top Speed [km/h]	56.5	66.3	67.4	67.2	63.8	61.2
Avg. Dist. to Rail [m]	6.8	3.6	2.6	3.0	4.0	7.1
Avg. Stride Freq. [Hz]	2.1	2.4	2.3	2.3	2.3	2.3
Avg. Stride Length [m]	4.7	7.3	7.9	7.8	7.6	7.3



- [] Ranking at each section and finish
- .-.- No data available at this section
- NA No data available



Horse/Jockey Name	Stellar Trixie
Final Rank	6
Fastest Section Time (Section)	0:05.46 (Overall)
Top Speed [km/h] (Section)	68.8 (800m)
Race State	Finished



Aquis Park Gold Coast Poly QLD Professional

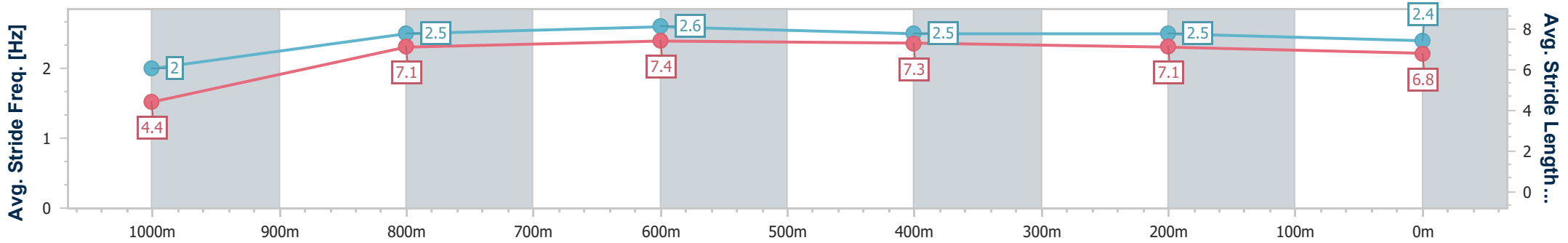
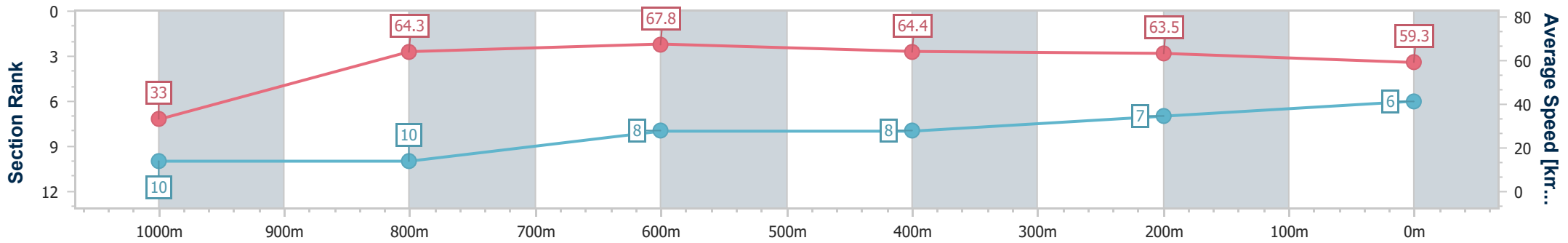
Race 3: CLUB PARTNERS Maiden Plate - 1050m

13 April 2024 - 14:32

Track Rating: Synthetic , Weather: Fine, Rail Position: True



Section	Overall	1000m	800m	600m	400m	200m
Section Times	1:02.86 [6] (0:05.46)	0:57.40 [10] (0:11.38)	0:46.02 [10] (0:10.94)	0:35.08 [8] (0:11.42)	0:23.66 [8] (0:11.47)	0:12.19 [7] (0:12.19)
Average Speed [km/h]	33.0	64.3	67.8	64.4	63.5	59.3
Top Speed [km/h]	54.7	67.6	68.8	68.8	64.6	61.6
Avg. Dist. to Rail [m]	8.8	5.1	5.7	5.3	6.6	10.9
Avg. Stride Freq. [Hz]	2.0	2.5	2.6	2.5	2.5	2.4
Avg. Stride Length [m]	4.4	7.1	7.4	7.3	7.1	6.8



- [] Ranking at each section and finish
- .-.- No data available at this section
- NA No data available



Horse/Jockey Name	Destiny Gungho
Final Rank	7
Fastest Section Time (Section)	0:04.89 (Overall)
Top Speed [km/h] (Section)	68.4 (1000m)
Race State	Finished



Aquis Park Gold Coast Poly QLD Professional

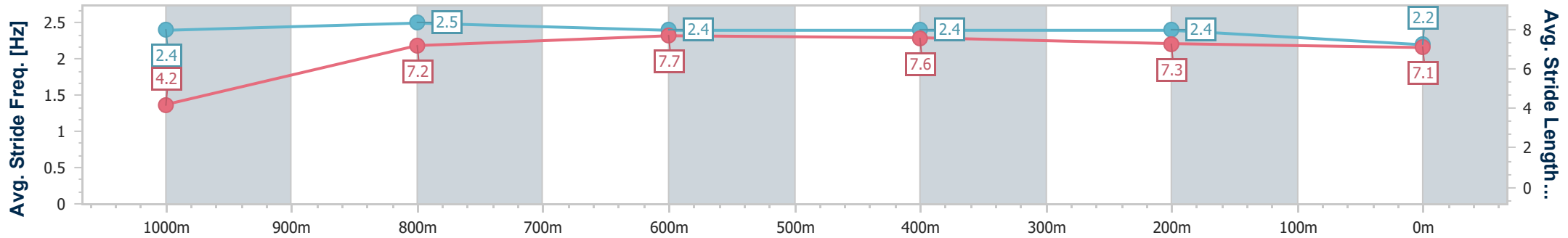
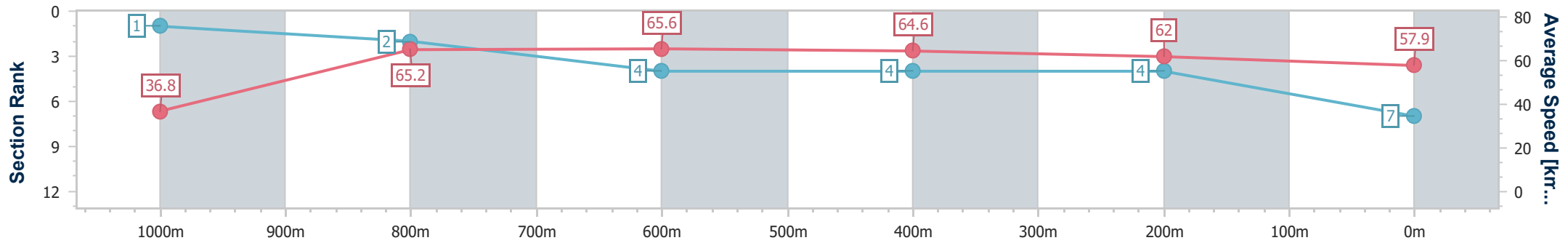
Race 3: CLUB PARTNERS Maiden Plate - 1050m

13 April 2024 - 14:32

Track Rating: Synthetic , Weather: Fine, Rail Position: True



Section	Overall	1000m	800m	600m	400m	200m
Section Times	1:02.96 [7] (0:04.89)	0:58.07 [1] (0:11.12)	0:46.95 [2] (0:11.25)	0:35.70 [4] (0:11.45)	0:24.25 [4] (0:11.69)	0:12.56 [4]
Average Speed [km/h]	36.8	65.2	65.6	64.6	62.0	57.9
Top Speed [km/h]	56.2	68.4	67.1	65.4	64.4	60.0
Avg. Dist. to Rail [m]	2.6	2.3	4.6	4.9	5.8	7.0
Avg. Stride Freq. [Hz]	2.4	2.5	2.4	2.4	2.4	2.2
Avg. Stride Length [m]	4.2	7.2	7.7	7.6	7.3	7.1



- [] Ranking at each section and finish
- .-.- No data available at this section
- NA No data available



Horse/Jockey Name	Snag Da Beans
Final Rank	8
Fastest Section Time (Section)	0:05.05 (Overall)
Top Speed [km/h] (Section)	67.1 (800m)
Race State	Finished



Aquis Park Gold Coast Poly QLD Professional

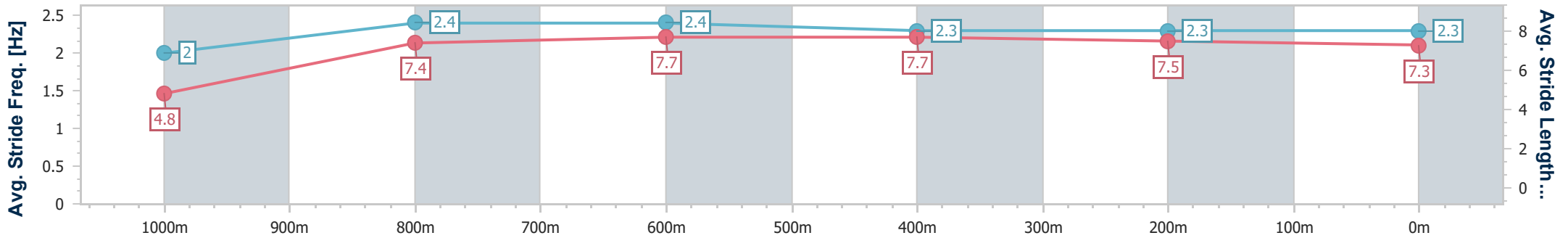
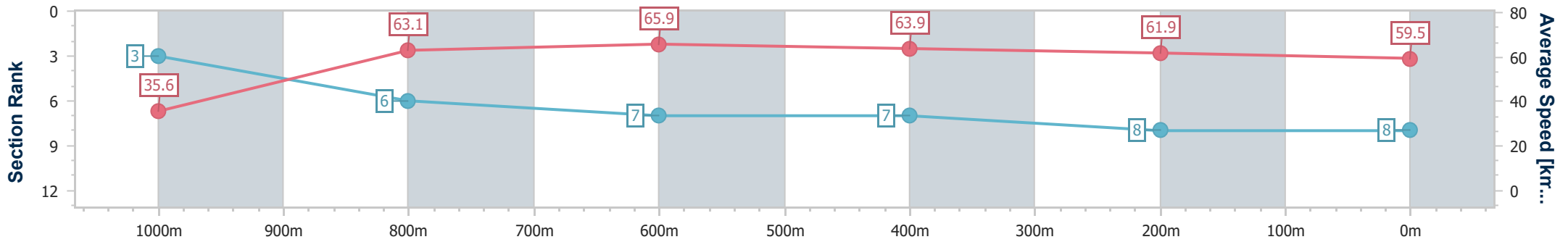
Race 3: CLUB PARTNERS Maiden Plate - 1050m

13 April 2024 - 14:32

Track Rating: Synthetic , Weather: Fine, Rail Position: True



Section	Overall	1000m	800m	600m	400m	200m
Section Times	1:02.98 [8] (0:05.05)	0:57.93 [3] (0:11.51)	0:46.42 [6] (0:11.12)	0:35.30 [7] (0:11.45)	0:23.85 [7] (0:11.69)	0:12.16 [8] (0:12.16)
Average Speed [km/h]	35.6	63.1	65.9	63.9	61.9	59.5
Top Speed [km/h]	53.0	66.4	67.1	66.4	62.7	60.9
Avg. Dist. to Rail [m]	3.2	3.0	3.4	3.0	2.4	3.5
Avg. Stride Freq. [Hz]	2.0	2.4	2.4	2.3	2.3	2.3
Avg. Stride Length [m]	4.8	7.4	7.7	7.7	7.5	7.3



- [] Ranking at each section and finish
- .-.- No data available at this section
- NA No data available



Horse/Jockey Name	Miss Wednesday
Final Rank	9
Fastest Section Time (Section)	0:05.33 (Overall)
Top Speed [km/h] (Section)	67.3 (800m)
Race State	Finished



Aquis Park Gold Coast Poly QLD Professional

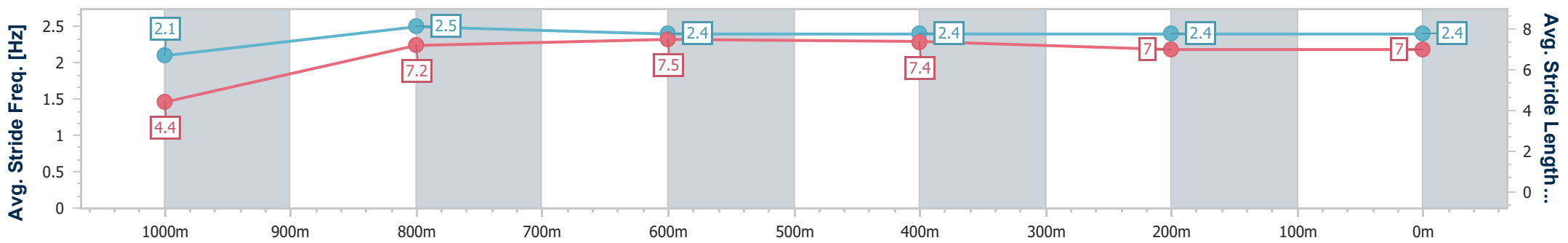
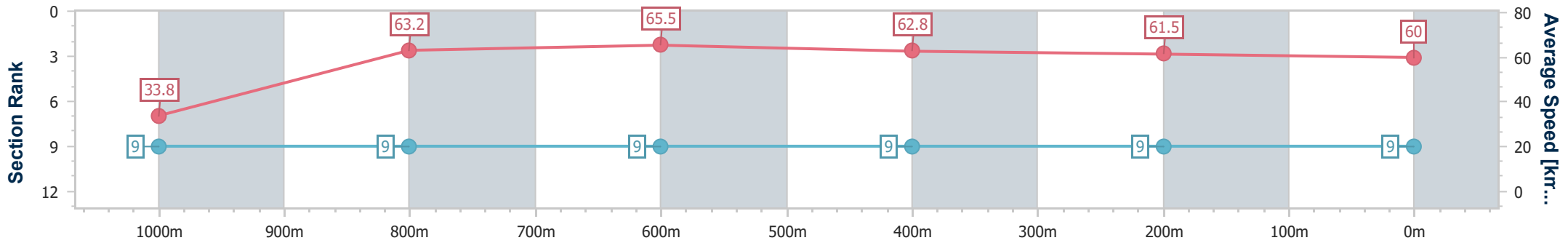
Race 3: CLUB PARTNERS Maiden Plate - 1050m

13 April 2024 - 14:32

Track Rating: Synthetic , Weather: Fine, Rail Position: True



Section	Overall	1000m	800m	600m	400m	200m
Section Times	1:03.16 [9] (0:05.33)	0:57.83 [9] (0:11.45)	0:46.38 [9] (0:11.04)	0:35.34 [9] (0:11.58)	0:23.76 [9] (0:11.73)	0:12.03 [9] (0:12.03)
Average Speed [km/h]	33.8	63.2	65.5	62.8	61.5	60.0
Top Speed [km/h]	54.7	67.3	67.3	65.6	62.6	61.7
Avg. Dist. to Rail [m]	4.2	2.0	1.4	1.5	0.8	3.5
Avg. Stride Freq. [Hz]	2.1	2.5	2.4	2.4	2.4	2.4
Avg. Stride Length [m]	4.4	7.2	7.5	7.4	7.0	7.0



- [] Ranking at each section and finish
- .-.- No data available at this section
- NA No data available



Horse/Jockey Name	Rogue Artist
Final Rank	10
Fastest Section Time (Section)	0:05.18 (Overall)
Top Speed [km/h] (Section)	66.9 (1000m)
Race State	Finished



Aquis Park Gold Coast Poly QLD Professional

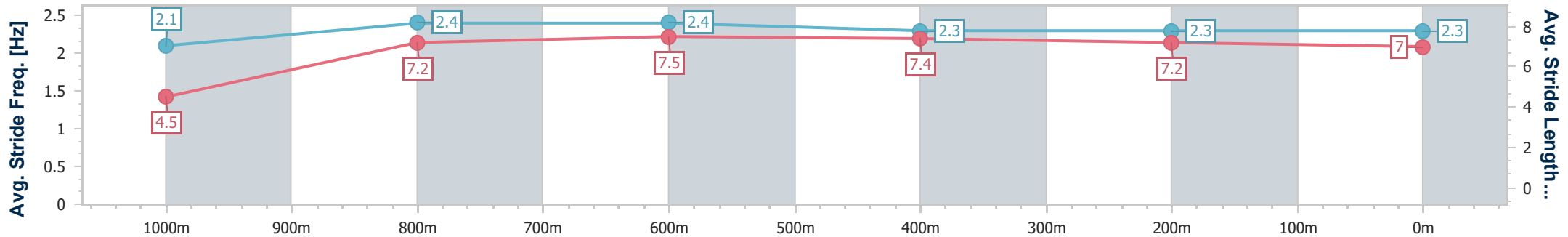
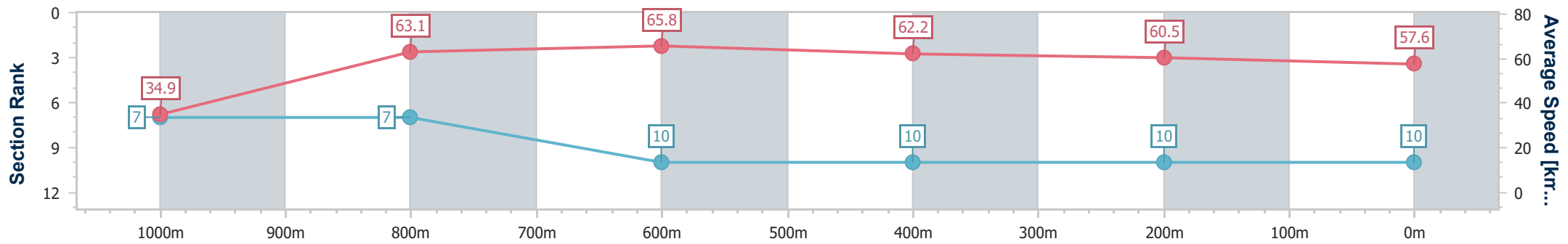
Race 3: CLUB PARTNERS Maiden Plate - 1050m

13 April 2024 - 14:32

Track Rating: Synthetic , Weather: Fine, Rail Position: True



Section	Overall	1000m	800m	600m	400m	200m
Section Times	1:04.20 [10] (0:05.18)	0:59.02 [7] (0:11.49)	0:47.53 [7] (0:11.22)	0:36.31 [10] (0:11.82)	0:24.49 [10] (0:11.96)	0:12.53 [10] (0:12.53)
Average Speed [km/h]	34.9	63.1	65.8	62.2	60.5	57.6
Top Speed [km/h]	53.5	66.9	66.8	65.8	61.0	60.2
Avg. Dist. to Rail [m]	6.5	3.5	4.1	4.3	3.7	4.9
Avg. Stride Freq. [Hz]	2.1	2.4	2.4	2.3	2.3	2.3
Avg. Stride Length [m]	4.5	7.2	7.5	7.4	7.2	7.0



- [] Ranking at each section and finish
- .-.- No data available at this section
- NA No data available

Track Rating: Synthetic , Weather: Fine, Rail Position: True

Section	Field Times	Overall	1400m	1200m	1000m	800m	600m	400m	Last 600m					
		1:33.36 (0:10.41)	1:22.95 (0:11.34)	1:11.61 (0:11.10)	1:00.51 (0:11.49)	0:49.02 (0:11.60)	0:37.42 (0:11.72)	0:25.70 (0:12.42)	0:37.42					
Rank	TAB	Horse/Jockey	Barrier	Top Speed [km/h]	Fastest Section					Distance Travelled [m]				
1	1	NAILS AND PRIDE Brendan Ward	1	65.8 1200m	0:10.41 Overall	1:33.36 [1] (0:10.41)	1:22.95 [1] (0:11.34)	1:11.61 [1] (0:11.10)	1:00.51 [1] (0:11.49)	0:49.02 [1] (0:11.60)	0:37.42 [1] (0:11.72)	0:25.70 [1] (0:12.42)	0:37.42	
2	4	IRENE'S BEST Jag Guthmann-Chester	4	65.7 1200m	0:11.09 Overall	1:33.74 [2] (0:11.09)	1:22.65 [8] (0:11.74)	1:10.91 [7] (0:11.09)	0:59.82 [6] (0:11.46)	0:48.36 [6] (0:11.39)	0:36.97 [5] (0:11.92)	0:25.05 [5] (0:12.55)	0:36.97	+3
3	8	ANOTHERLOVELYDAY Emily Lang	8	66.2 1200m	0:10.51 Overall	1:34.35 [3] (0:10.51)	1:23.84 [3] (0:11.40)	1:12.44 [2] (0:11.12)	1:01.32 [2] (0:11.54)	0:49.78 [2] (0:11.74)	0:38.04 [2] (0:11.81)	0:26.23 [2] (0:12.75)	0:38.04	+1
4	3	HIDEYO Matthew Palmer	3	65.7 1200m	0:11.18 Overall	1:34.37 [4] (0:11.18)	1:23.19 [10] (0:11.71)	1:11.48 [9] (0:11.24)	1:00.24 [7] (0:11.50)	0:48.74 [7] (0:11.46)	0:37.28 [7] (0:11.95)	0:25.33 [6] (0:12.55)	0:37.28	+3
5	6	VIDYA Elione Chaves	6	64.4 600m	0:11.15 Overall	1:34.72 [5] (0:11.15)	1:23.57 [9] (0:11.91)	1:11.66 [10] (0:11.31)	1:00.35 [10] (0:11.44)	0:48.91 [9] (0:11.56)	0:37.35 [8] (0:11.89)	0:25.46 [8] (0:12.62)	0:37.35	+2
6	7	PIG IN THE CITY Lilli Barr	7	66.3 1200m	0:10.49 Overall	1:35.18 [6] (0:10.49)	1:24.69 [2] (0:11.53)	1:13.16 [3] (0:11.05)	1:02.11 [3] (0:11.50)	0:50.61 [2] (0:11.81)	0:38.80 [3] (0:12.14)	0:26.66 [4] (0:12.94)	0:38.80	+6
7	5	BETTER THAN LOVE Jai Williams	5	65.6 1200m	0:10.56 Overall	1:35.33 [7] (0:10.56)	1:24.77 [4] (0:11.53)	1:13.24 [4] (0:11.23)	1:02.01 [4] (0:11.32)	0:50.69 [4] (0:11.80)	0:38.89 [4] (0:12.00)	0:26.89 [3] (0:12.67)	0:38.89	+1
8	10	BUBBLES 'N' SPEAK Rikki Jamieson	10	65.0 1000m	0:10.81 Overall	1:35.36 [8] (0:10.81)	1:24.55 [5] (0:11.64)	1:12.91 [5] (0:11.30)	1:01.61 [5] (0:11.35)	0:50.26 [5] (0:11.84)	0:38.42 [6] (0:12.19)	0:26.23 [7] (0:12.84)	0:38.42	+7
9	12	RUBY LOVES CARROTS Wanderson D'Avila	12	63.8 1200m	0:10.92 Overall	1:35.46 [9] (0:10.92)	1:24.54 [7] (0:11.92)	1:12.62 [8] (0:11.44)	1:01.18 [9] (0:11.72)	0:49.46 [10] (0:11.64)	0:37.82 [10] (0:12.04)	0:25.78 [10] (0:12.68)	0:37.82	+9
10	9	AMERICOLA Luke Miller	9	64.7 1200m	0:10.84 Overall	1:36.17 [10] (0:10.84)	1:25.33 [6] (0:11.94)	1:13.39 [6] (0:11.36)	1:02.03 [8] (0:11.67)	0:50.36 [8] (0:11.66)	0:38.70 [9] (0:12.12)	0:26.58 [9] (0:13.03)	0:38.70	+8

Did Not Finish: Trapeze Flyer (#2)

Scratched: Rogue Artist (#11)



Aquis Park Gold Coast Poly QLD Professional

Race 4: THE BOTTLE-O Maiden Handicap - 1540m

13 April 2024 - 15:06



Track Rating: Synthetic , Weather: Fine, Rail Position: True

Section				200m				Last 600m	
Field Times				0:13.28 (0:13.28)				0:37.42	
Rank	TAB	Horse/Jockey	Barrier	Top Speed [km/h]	Fastest Section	Margin			Distance Travelled [m]
1	1	NAILS AND PRIDE Brendan Ward	1	65.8 1200m	0:10.41 Overall	0:13.28 [1] (0:13.28)	1:33.36		0:37.42
2	4	IRENE'S BEST Jag Guthmann-Chester	4	65.7 1200m	0:11.09 Overall	0:12.50 [4] (0:12.50)	2L		0:36.97 +3
3	8	ANOTHERLOVELYDAY Emily Lang	8	66.2 1200m	0:10.51 Overall	0:13.48 [2] (0:13.48)	5.5L		0:38.04 +1
4	3	HIDEYO Matthew Palmer	3	65.7 1200m	0:11.18 Overall	0:12.78 [6] (0:12.78)	5.6L		0:37.28 +3
5	6	VIDYA Elione Chaves	6	64.4 600m	0:11.15 Overall	0:12.84 [7] (0:12.84)	7.6L		0:37.35 +2
6	7	PIG IN THE CITY Lilli Barr	7	66.3 1200m	0:10.49 Overall	0:13.72 [5] (0:13.72)	10.1L		0:38.80 +6
7	5	BETTER THAN LOVE Jai Williams	5	65.6 1200m	0:10.56 Overall	0:14.22 [3] (0:14.22)	10.9L		0:38.89 +1
8	10	BUBBLES 'N' SPEAK Rikki Jamieson	10	65.0 1000m	0:10.81 Overall	0:13.39 [8] (0:13.39)	11L		0:38.42 +7
9	12	RUBY LOVES CARROTS Wanderson D'Avila	12	63.8 1200m	0:10.92 Overall	0:13.10 [9] (0:13.10)	11.5L		0:37.82 +9
10	9	AMERICOLA Luke Miller	9	64.7 1200m	0:10.84 Overall	0:13.55 [10] (0:13.55)	15.5L		0:38.70 +8

Did Not Finish: Trapeze Flyer (#2)

Scratched: Rogue Artist (#11)

[] Ranking at each section and finish
 -:-:- No data available at this section
 NA No data available

SCN Saddle cloth number
 DNF Did not finish
 DNT Did not track



Horse/Jockey Name	Nails And Pride
Final Rank	1
Fastest Section Time (Section)	0:10.41 (Overall)
Top Speed [km/h] (Section)	65.8 (1200m)
Race State	Finished



Aquis Park Gold Coast Poly QLD Professional

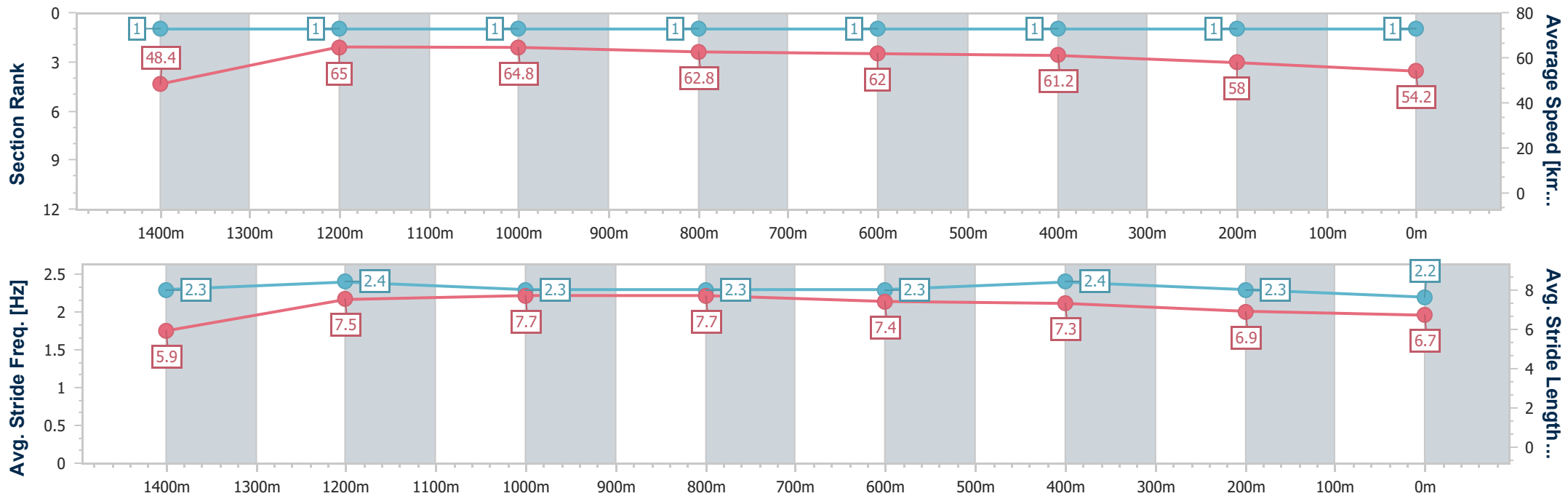
Race 4: THE BOTTLE-O Maiden Handicap - 1540m

13 April 2024 - 15:06

Track Rating: Synthetic , Weather: Fine, Rail Position: True



Section	Overall	1400m	1200m	1000m	800m	600m	400m	200m
Section Times	1:33.36 [1] (0:10.41)	1:22.95 [1] (0:11.34)	1:11.61 [1] (0:11.10)	1:00.51 [1] (0:11.49)	0:49.02 [1] (0:11.60)	0:37.42 [1] (0:11.72)	0:25.70 [1] (0:12.42)	0:13.28 [1] (0:13.28)
Average Speed [km/h]	48.4	65.0	64.8	62.8	62.0	61.2	58.0	54.2
Top Speed [km/h]	64.5	65.6	65.8	63.8	62.7	62.8	59.8	55.7
Avg. Dist. to Rail [m]	9.2	2.7	1.0	0.5	0.2	0.5	0.2	0.2
Avg. Stride Freq. [Hz]	2.3	2.4	2.3	2.3	2.3	2.4	2.3	2.2
Avg. Stride Length [m]	5.9	7.5	7.7	7.7	7.4	7.3	6.9	6.7



- [] Ranking at each section and finish
- .-.- No data available at this section
- NA No data available



Horse/Jockey Name	Irene's Best
Final Rank	2
Fastest Section Time (Section)	0:11.09 (Overall)
Top Speed [km/h] (Section)	65.7 (1200m)
Race State	Finished



Aquis Park Gold Coast Poly QLD Professional

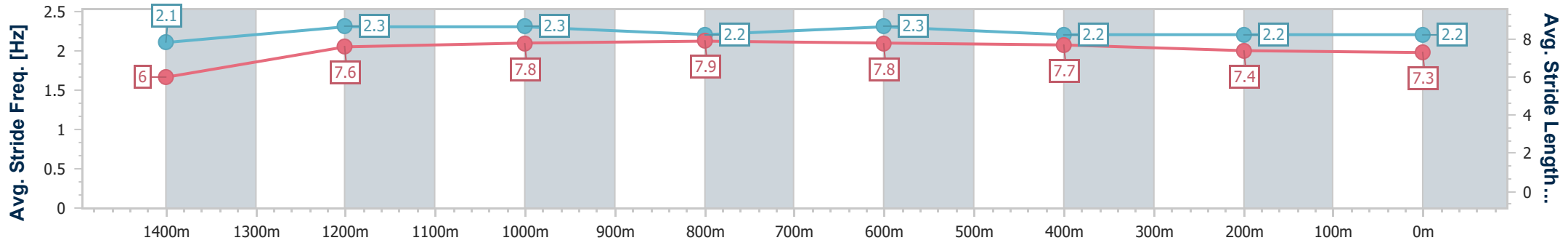
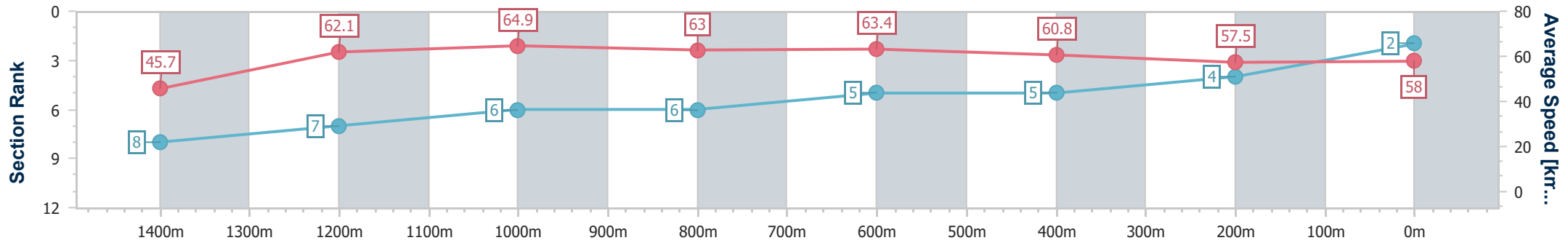
Race 4: THE BOTTLE-O Maiden Handicap - 1540m

13 April 2024 - 15:06

Track Rating: Synthetic , Weather: Fine, Rail Position: True



Section	Overall	1400m	1200m	1000m	800m	600m	400m	200m
Section Times	1:33.74 [2] (0:11.09)	1:22.65 [8] (0:11.74)	1:10.91 [7] (0:11.09)	0:59.82 [6] (0:11.46)	0:48.36 [6] (0:11.39)	0:36.97 [5] (0:11.92)	0:25.05 [5] (0:12.55)	0:12.50 [4] (0:12.50)
Average Speed [km/h]	45.7	62.1	64.9	63.0	63.4	60.8	57.5	58.0
Top Speed [km/h]	59.5	64.9	65.7	63.9	64.2	63.6	58.3	57.9
Avg. Dist. to Rail [m]	6.6	1.4	1.3	1.7	0.6	1.0	1.7	3.7
Avg. Stride Freq. [Hz]	2.1	2.3	2.3	2.2	2.3	2.2	2.2	2.2
Avg. Stride Length [m]	6.0	7.6	7.8	7.9	7.8	7.7	7.4	7.3



- [] Ranking at each section and finish
- .-.- No data available at this section
- NA No data available



Horse/Jockey Name	Anotherlovelyday
Final Rank	3
Fastest Section Time (Section)	0:10.51 (Overall)
Top Speed [km/h] (Section)	66.2 (1200m)
Race State	Finished



Aquis Park Gold Coast Poly QLD Professional

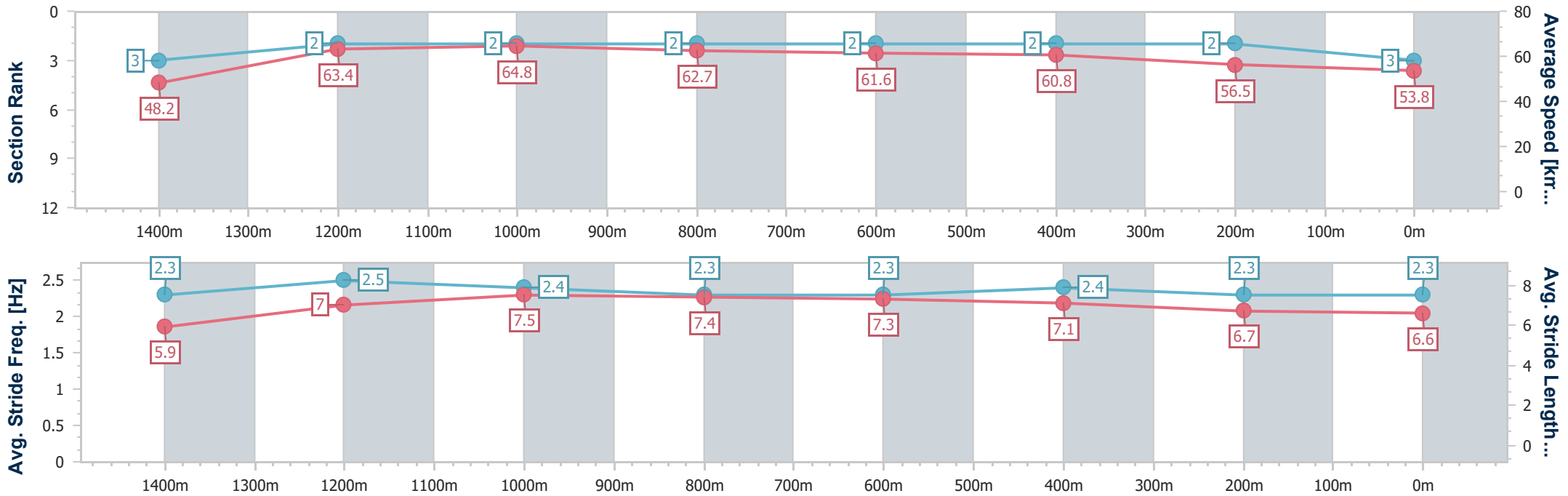
Race 4: THE BOTTLE-O Maiden Handicap - 1540m

13 April 2024 - 15:06

Track Rating: Synthetic , Weather: Fine, Rail Position: True



Section	Overall	1400m	1200m	1000m	800m	600m	400m	200m
Section Times	1:34.35 [3] (0:10.51)	1:23.84 [3] (0:11.40)	1:12.44 [2] (0:11.12)	1:01.32 [2] (0:11.54)	0:49.78 [2] (0:11.74)	0:38.04 [2] (0:11.81)	0:26.23 [2] (0:12.75)	0:13.48 [2] (0:13.48)
Average Speed [km/h]	48.2	63.4	64.8	62.7	61.6	60.8	56.5	53.8
Top Speed [km/h]	61.9	64.9	66.2	66.2	62.6	63.8	58.7	55.0
Avg. Dist. to Rail [m]	2.9	0.6	1.3	2.2	0.8	0.3	0.7	1.8
Avg. Stride Freq. [Hz]	2.3	2.5	2.4	2.3	2.3	2.4	2.3	2.3
Avg. Stride Length [m]	5.9	7.0	7.5	7.4	7.3	7.1	6.7	6.6



- [] Ranking at each section and finish
- .-.- No data available at this section
- NA No data available



Horse/Jockey Name	Hideyo
Final Rank	4
Fastest Section Time (Section)	0:11.18 (Overall)
Top Speed [km/h] (Section)	65.7 (1200m)
Race State	Finished



Aquis Park Gold Coast Poly QLD Professional

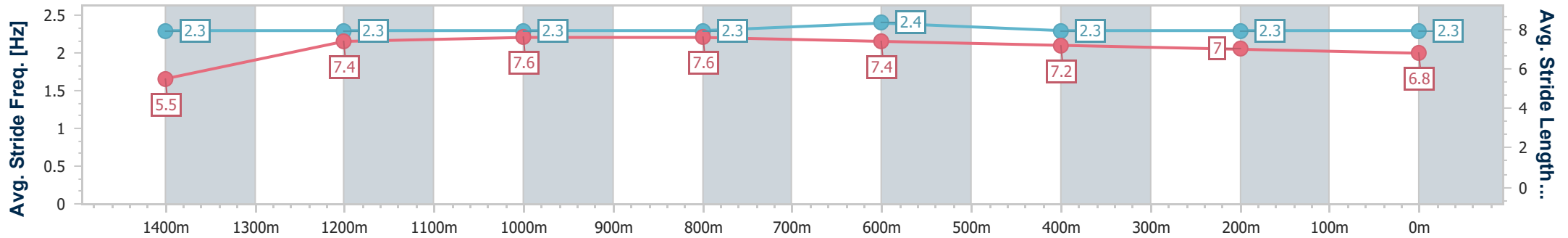
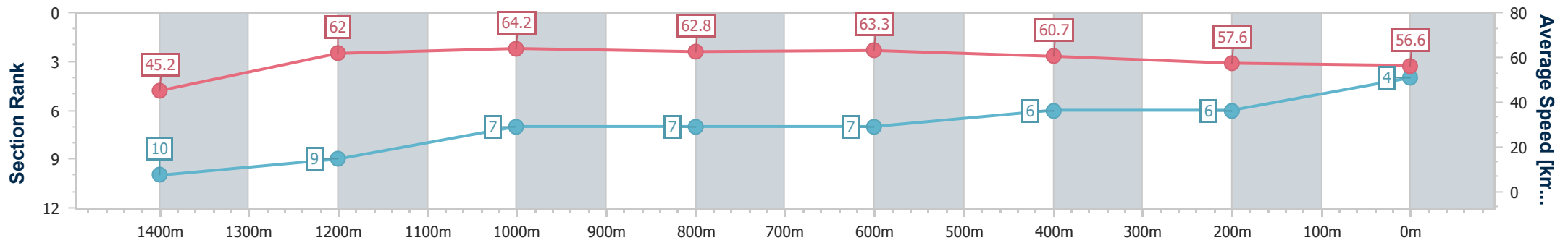
Race 4: THE BOTTLE-O Maiden Handicap - 1540m

13 April 2024 - 15:06

Track Rating: Synthetic , Weather: Fine, Rail Position: True



Section	Overall	1400m	1200m	1000m	800m	600m	400m	200m
Section Times	1:34.37 [4] (0:11.18)	1:23.19 [10] (0:11.71)	1:11.48 [9] (0:11.24)	1:00.24 [7] (0:11.50)	0:48.74 [7] (0:11.46)	0:37.28 [7] (0:11.95)	0:25.33 [6] (0:12.55)	0:12.78 [6] (0:12.78)
Average Speed [km/h]	45.2	62.0	64.2	62.8	63.3	60.7	57.6	56.6
Top Speed [km/h]	60.4	63.7	65.7	64.2	64.6	63.6	58.9	57.8
Avg. Dist. to Rail [m]	5.3	1.2	1.5	1.5	1.4	1.4	4.1	5.6
Avg. Stride Freq. [Hz]	2.3	2.3	2.3	2.3	2.4	2.3	2.3	2.3
Avg. Stride Length [m]	5.5	7.4	7.6	7.6	7.4	7.2	7.0	6.8



- [] Ranking at each section and finish
- .-.- No data available at this section
- NA No data available



Horse/Jockey Name	Vidya
Final Rank	5
Fastest Section Time (Section)	0:11.15 (Overall)
Top Speed [km/h] (Section)	64.4 (600m)
Race State	Finished



Aquis Park Gold Coast Poly QLD Professional

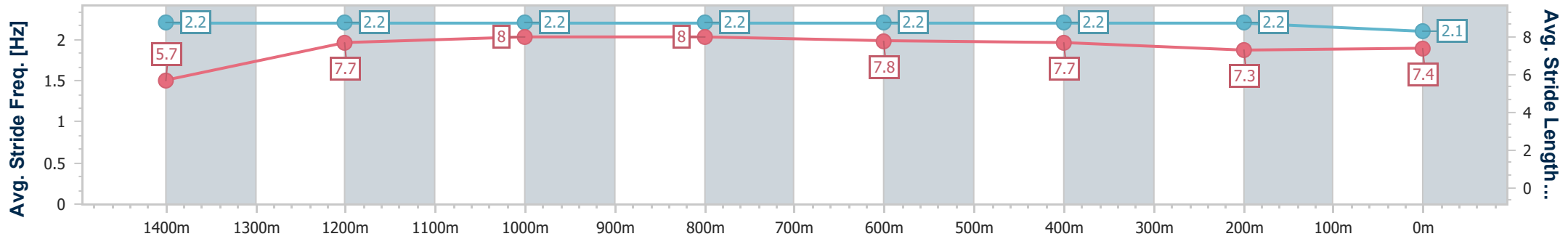
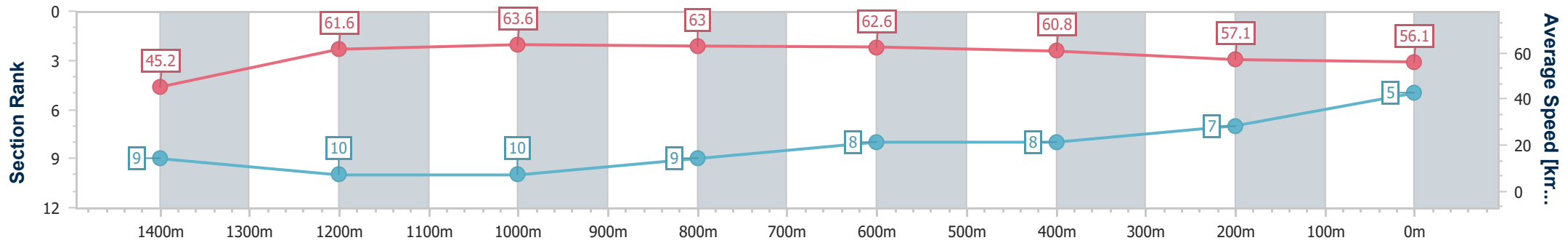
Race 4: THE BOTTLE-O Maiden Handicap - 1540m

13 April 2024 - 15:06

Track Rating: Synthetic , Weather: Fine, Rail Position: True



Section	Overall	1400m	1200m	1000m	800m	600m	400m	200m
Section Times	1:34.72 [5] (0:11.15)	1:23.57 [9] (0:11.91)	1:11.66 [10] (0:11.31)	1:00.35 [10] (0:11.44)	0:48.91 [9] (0:11.56)	0:37.35 [8] (0:11.89)	0:25.46 [8] (0:12.62)	0:12.84 [7] (0:12.84)
Average Speed [km/h]	45.2	61.6	63.6	63.0	62.6	60.8	57.1	56.1
Top Speed [km/h]	57.5	63.5	64.3	63.4	64.2	64.4	58.2	57.1
Avg. Dist. to Rail [m]	8.4	1.9	1.5	1.1	1.0	0.9	3.3	6.2
Avg. Stride Freq. [Hz]	2.2	2.2	2.2	2.2	2.2	2.2	2.2	2.1
Avg. Stride Length [m]	5.7	7.7	8.0	8.0	7.8	7.7	7.3	7.4



- [] Ranking at each section and finish
- .-.- No data available at this section
- NA No data available



Horse/Jockey Name	Pig In The City
Final Rank	6
Fastest Section Time (Section)	0:10.49 (Overall)
Top Speed [km/h] (Section)	66.3 (1200m)
Race State	Finished



Aquis Park Gold Coast Poly QLD Professional

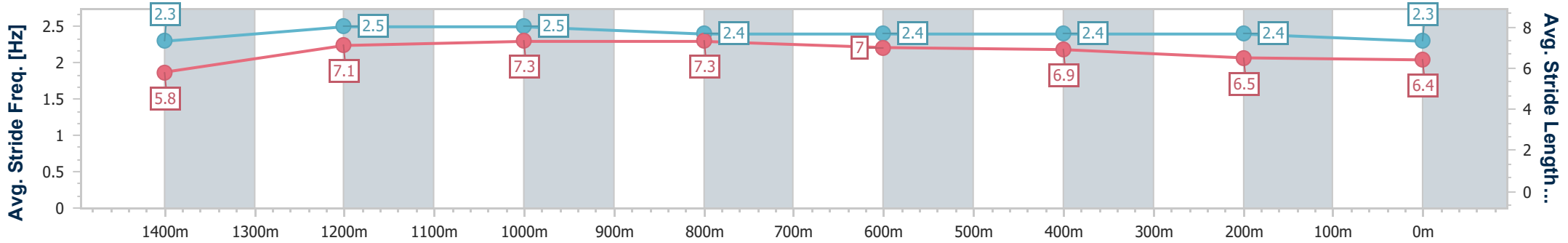
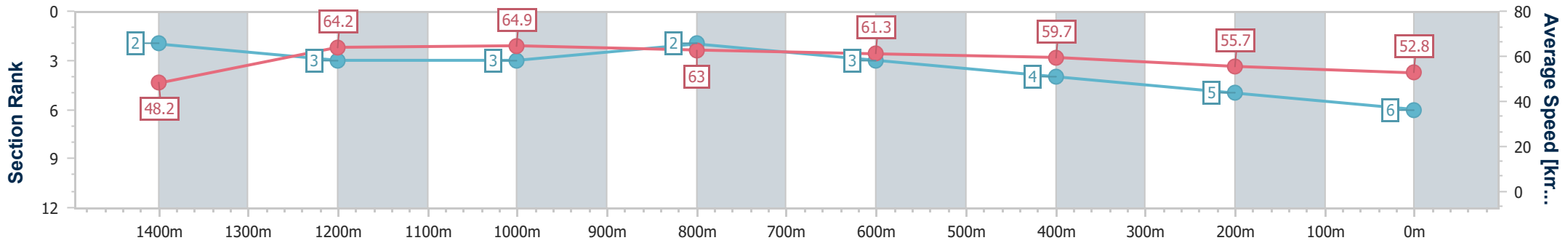
Race 4: THE BOTTLE-O Maiden Handicap - 1540m

13 April 2024 - 15:00

Track Rating: Synthetic , Weather: Fine, Rail Position: True



Section	Overall	1400m	1200m	1000m	800m	600m	400m	200m
Section Times	1:35.18 [6] (0:10.49)	1:24.69 [2] (0:11.53)	1:13.16 [3] (0:11.05)	1:02.11 [3] (0:11.50)	0:50.61 [2] (0:11.81)	0:38.80 [3] (0:12.14)	0:26.66 [4] (0:12.94)	0:13.72 [5] (0:13.72)
Average Speed [km/h]	48.2	64.2	64.9	63.0	61.3	59.7	55.7	52.8
Top Speed [km/h]	63.7	65.0	66.3	64.8	62.5	61.3	57.6	54.5
Avg. Dist. to Rail [m]	9.2	3.2	1.5	1.6	1.2	1.3	2.8	3.3
Avg. Stride Freq. [Hz]	2.3	2.5	2.5	2.4	2.4	2.4	2.4	2.3
Avg. Stride Length [m]	5.8	7.1	7.3	7.3	7.0	6.9	6.5	6.4



- [] Ranking at each section and finish
- .-.- No data available at this section
- NA No data available



Horse/Jockey Name	Better Than Love
Final Rank	7
Fastest Section Time (Section)	0:10.56 (Overall)
Top Speed [km/h] (Section)	65.6 (1200m)
Race State	Finished



Aquis Park Gold Coast Poly QLD Professional

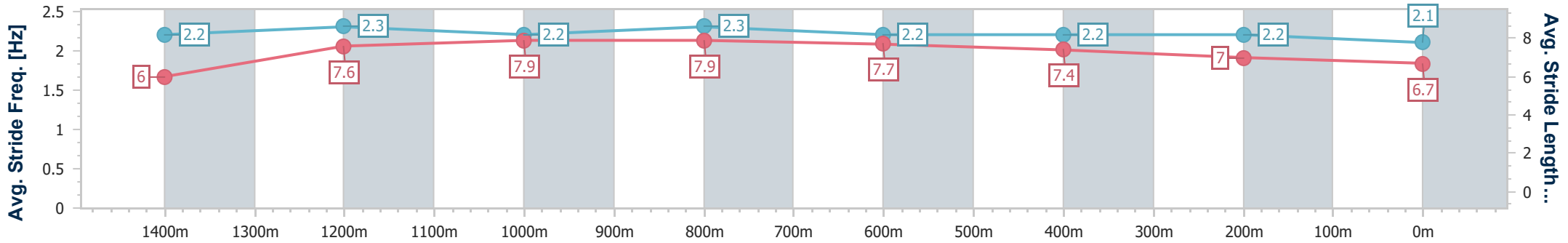
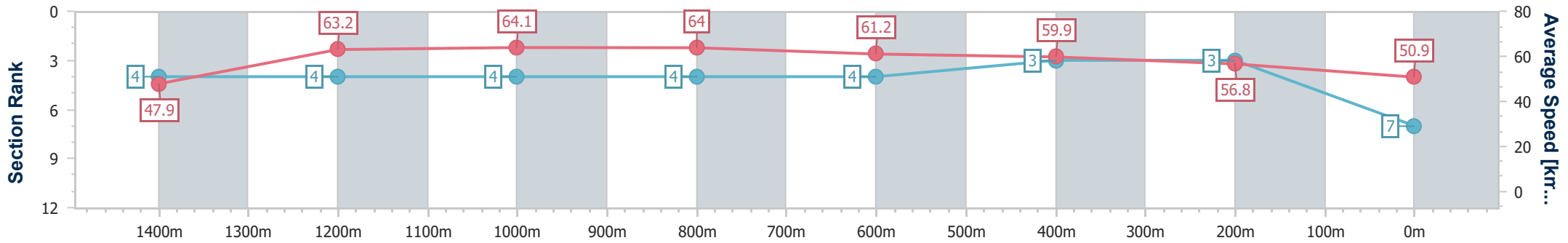
Race 4: THE BOTTLE-O Maiden Handicap - 1540m

13 April 2024 - 15:06

Track Rating: Synthetic , Weather: Fine, Rail Position: True



Section	Overall	1400m	1200m	1000m	800m	600m	400m	200m
Section Times	1:35.33 [7] (0:10.56)	1:24.77 [4] (0:11.53)	1:13.24 [4] (0:11.23)	1:02.01 [4] (0:11.32)	0:50.69 [4] (0:11.80)	0:38.89 [4] (0:12.00)	0:26.89 [3] (0:12.67)	0:14.22 [3] (0:14.22)
Average Speed [km/h]	47.9	63.2	64.1	64.0	61.2	59.9	56.8	50.9
Top Speed [km/h]	62.9	64.9	65.6	65.6	62.7	61.6	57.4	56.3
Avg. Dist. to Rail [m]	4.4	1.8	0.9	1.3	0.6	0.3	0.5	0.8
Avg. Stride Freq. [Hz]	2.2	2.3	2.2	2.3	2.2	2.2	2.2	2.1
Avg. Stride Length [m]	6.0	7.6	7.9	7.9	7.7	7.4	7.0	6.7



- [] Ranking at each section and finish
- .-.- No data available at this section
- NA No data available



Horse/Jockey Name	Bubbles 'N' Speak
Final Rank	8
Fastest Section Time (Section)	0:10.81 (Overall)
Top Speed [km/h] (Section)	65.0 (1000m)
Race State	Finished



Aquis Park Gold Coast Poly QLD Professional

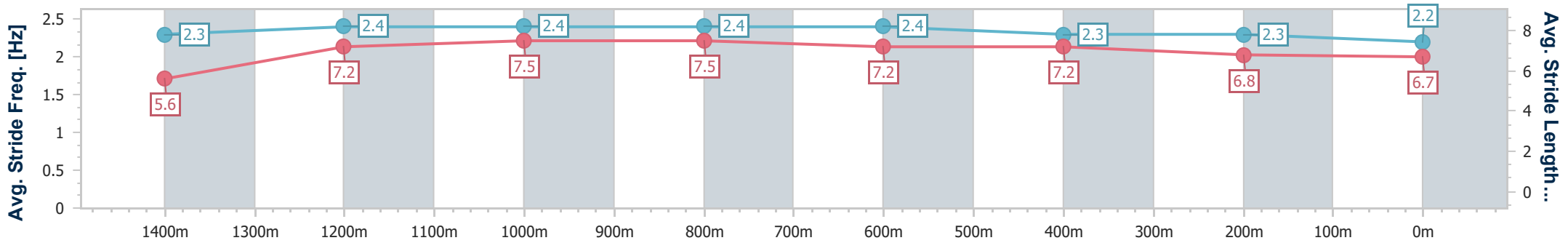
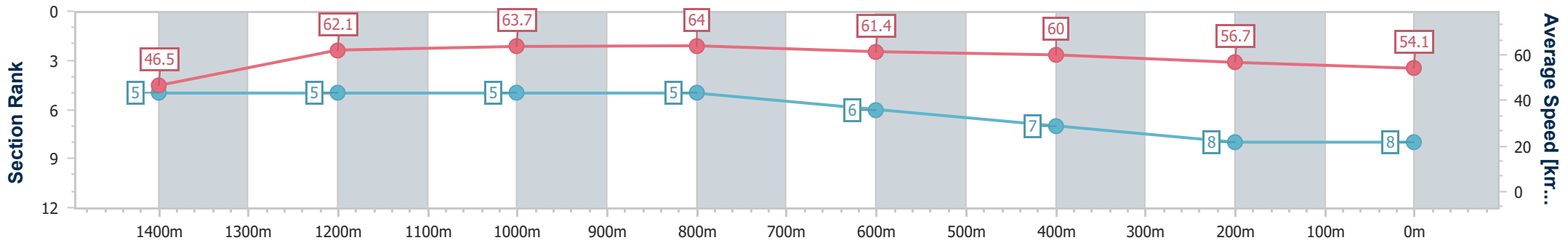
Race 4: THE BOTTLE-O Maiden Handicap - 1540m

13 April 2024 - 15:06

Track Rating: Synthetic , Weather: Fine, Rail Position: True



Section	Overall	1400m	1200m	1000m	800m	600m	400m	200m
Section Times	1:35.36 [8] (0:10.81)	1:24.55 [5] (0:11.64)	1:12.91 [5] (0:11.30)	1:01.61 [5] (0:11.35)	0:50.26 [5] (0:11.84)	0:38.42 [6] (0:12.19)	0:26.23 [7] (0:12.84)	0:13.39 [8] (0:13.39)
Average Speed [km/h]	46.5	62.1	63.7	64.0	61.4	60.0	56.7	54.1
Top Speed [km/h]	60.2	63.4	64.8	65.0	62.8	62.5	57.5	56.2
Avg. Dist. to Rail [m]	0.7	0.7	1.7	1.9	2.7	3.1	5.4	8.2
Avg. Stride Freq. [Hz]	2.3	2.4	2.4	2.4	2.4	2.3	2.3	2.2
Avg. Stride Length [m]	5.6	7.2	7.5	7.5	7.2	7.2	6.8	6.7



- [] Ranking at each section and finish
- .-.- No data available at this section
- NA No data available



Horse/Jockey Name	Ruby Loves Carrots
Final Rank	9
Fastest Section Time (Section)	0:10.92 (Overall)
Top Speed [km/h] (Section)	63.8 (1200m)
Race State	Finished



Aquis Park Gold Coast Poly QLD Professional

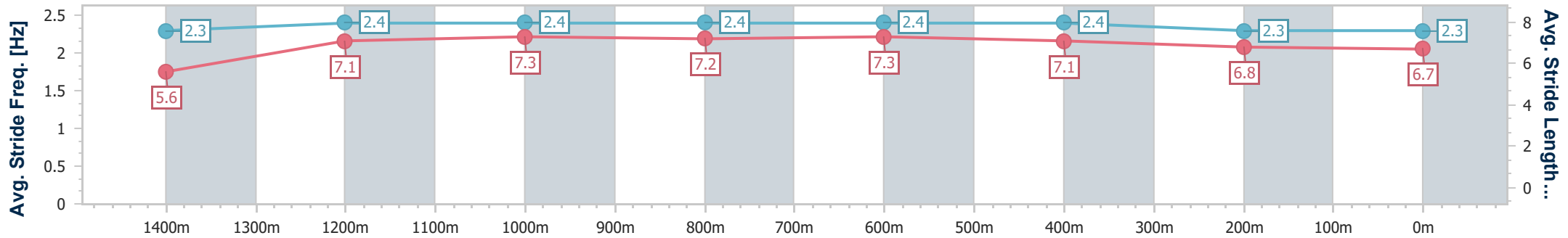
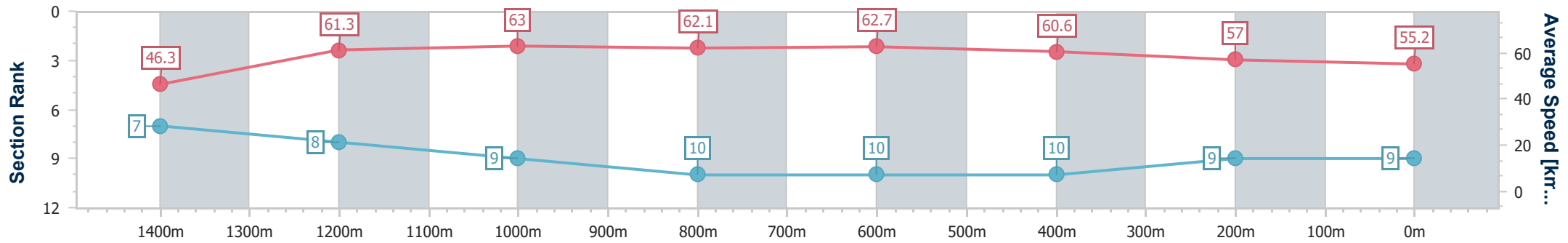
Race 4: THE BOTTLE-O Maiden Handicap - 1540m

13 April 2024 - 15:06

Track Rating: Synthetic , Weather: Fine, Rail Position: True



Section	Overall	1400m	1200m	1000m	800m	600m	400m	200m
Section Times	1:35.46 [9] (0:10.92)	1:24.54 [7] (0:11.92)	1:12.62 [8] (0:11.44)	1:01.18 [9] (0:11.72)	0:49.46 [10] (0:11.64)	0:37.82 [10] (0:12.04)	0:25.78 [10] (0:12.68)	0:13.10 [9] (0:13.10)
Average Speed [km/h]	46.3	61.3	63.0	62.1	62.7	60.6	57.0	55.2
Top Speed [km/h]	59.6	63.6	63.8	63.5	63.6	63.7	57.9	56.6
Avg. Dist. to Rail [m]	3.0	2.3	3.5	3.3	2.4	2.9	4.4	5.4
Avg. Stride Freq. [Hz]	2.3	2.4	2.4	2.4	2.4	2.4	2.3	2.3
Avg. Stride Length [m]	5.6	7.1	7.3	7.2	7.3	7.1	6.8	6.7



- [] Ranking at each section and finish
- .-.- No data available at this section
- NA No data available



Horse/Jockey Name	Americola
Final Rank	10
Fastest Section Time (Section)	0:10.84 (Overall)
Top Speed [km/h] (Section)	64.7 (1200m)
Race State	Finished



Aquis Park Gold Coast Poly QLD Professional

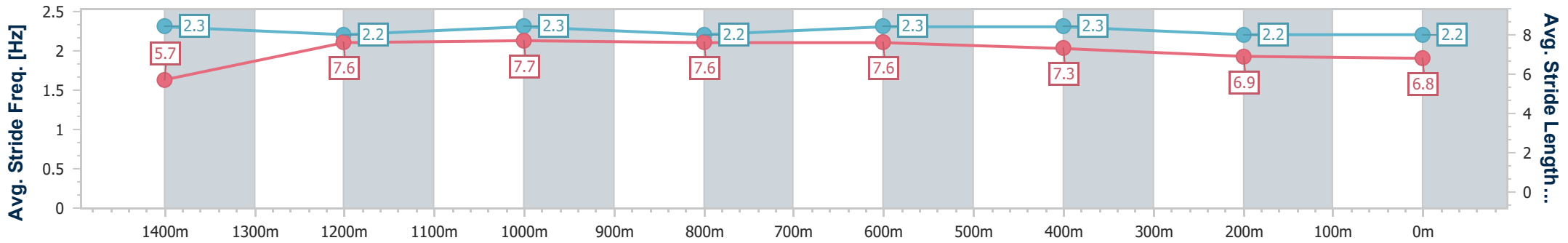
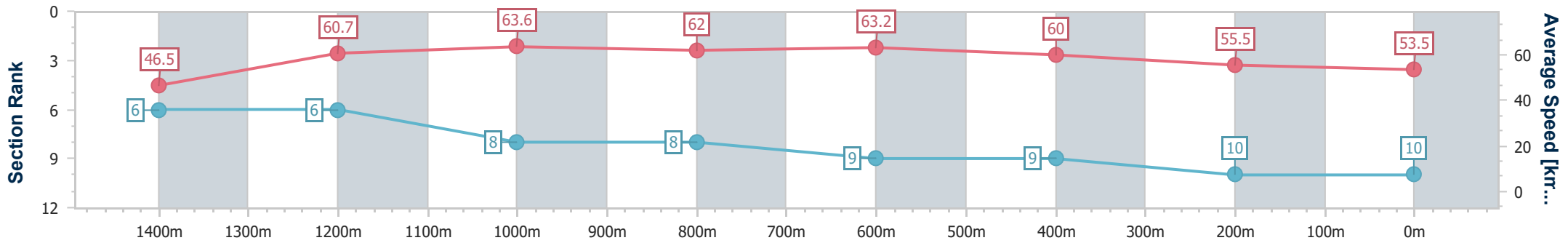
Race 4: THE BOTTLE-O Maiden Handicap - 1540m

13 April 2024 - 15:06

Track Rating: Synthetic , Weather: Fine, Rail Position: True



Section	Overall	1400m	1200m	1000m	800m	600m	400m	200m
Section Times	1:36.17 [10] (0:10.84)	1:25.33 [6] (0:11.94)	1:13.39 [6] (0:11.36)	1:02.03 [8] (0:11.67)	0:50.36 [8] (0:11.66)	0:38.70 [9] (0:12.12)	0:26.58 [9] (0:13.03)	0:13.55 [10] (0:13.55)
Average Speed [km/h]	46.5	60.7	63.6	62.0	63.2	60.0	55.5	53.5
Top Speed [km/h]	59.5	62.3	64.7	64.4	64.2	64.1	56.2	55.4
Avg. Dist. to Rail [m]	2.2	1.1	3.4	2.9	3.9	2.7	1.9	2.4
Avg. Stride Freq. [Hz]	2.3	2.2	2.3	2.2	2.3	2.3	2.2	2.2
Avg. Stride Length [m]	5.7	7.6	7.7	7.6	7.6	7.3	6.9	6.8



- [] Ranking at each section and finish
- .-.- No data available at this section
- NA No data available



Horse/Jockey Name	Trapeze Flyer
Final Rank	2147483647
Fastest Section Time (Section)	0:11.76 (Overall)
Top Speed [km/h] (Section)	53.7 (Overall)
Race State	DidNotFinish



Aquis Park Gold Coast Poly QLD Professional

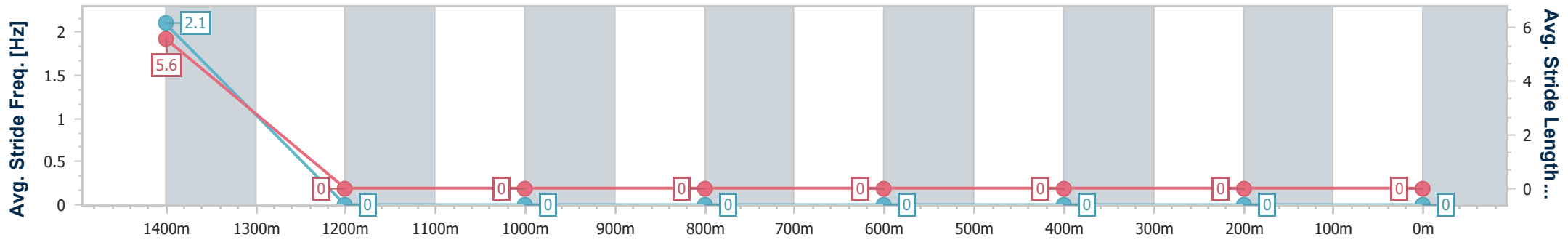
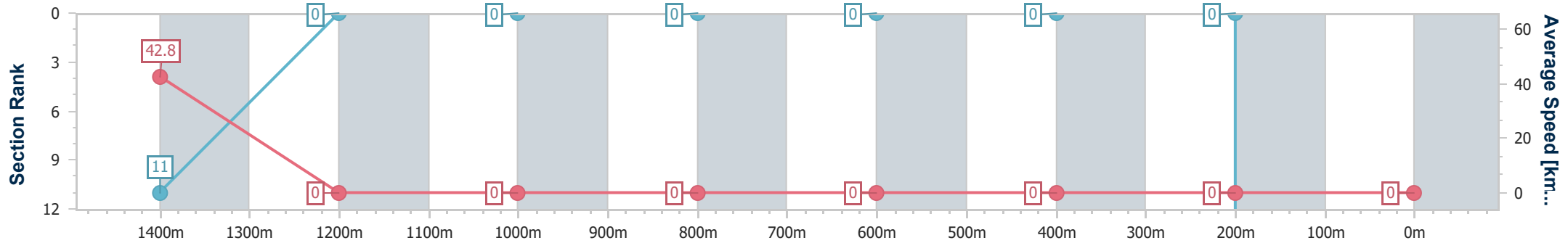
Race 4: THE BOTTLE-O Maiden Handicap - 1540m

13 April 2024 - 15:06

Track Rating: Synthetic , Weather: Fine, Rail Position: True



Section	Overall	1400m	1200m	1000m	800m	600m	400m	200m						
Section Times	0:00.00 [2147483647 1 (0:11.76)	-:--	-:--	-:--	-:--	-:--	-:--	-:--	-:--					
Average Speed [km/h]	42.8	0.0	0.0	0.0	0.0	0.0	0.0	0.0	0.0					
Top Speed [km/h]	53.7	--	--	--	--	--	--	--	--					
Avg. Dist. to Rail [m]	5.7	0.0	0.0	0.0	0.0	0.0	0.0	0.0	0.0					
Avg. Stride Freq. [Hz]	2.1	--	--	--	--	--	--	--	--					
Avg. Stride Length [m]	5.6	--	--	--	--	--	--	--	--					



- [] Ranking at each section and finish
- :-- No data available at this section
- NA No data available

- [] Ranking at each section and finish
- :--:- No data available at this section
- NA No data available

Aquis Park Gold Coast Poly QLD Professional

Race 5: CELLARBRATIONS BENCHMARK 55 Handicap - 1540m

13 April 2024 - 15:44

Track Rating: Synthetic , Weather: Fine, Rail Position: True

Section		Overall	1400m	1200m	1000m	800m	600m	400m	Last 600m				
Field Times		1:33.63 (0:10.66)	1:22.97 (0:11.64)	1:11.33 (0:11.85)	0:59.48 (0:12.01)	0:47.47 (0:11.88)	0:35.59 (0:11.86)	0:23.73 (0:11.79)	0:35.59				
Rank	TAB Horse/Jockey	Barrier	Top Speed [km/h]	Fastest Section									Distance Travelled [m]
1	2 TAKUNAI Rikki Jamieson	2	64.2 1400m	0:10.77 Overall	1:33.63 [1] (0:10.77)	1:22.86 [3] (0:11.53)	1:11.33 [1] (0:11.85)	0:59.48 [1] (0:12.01)	0:47.47 [1] (0:11.88)	0:35.59 [1] (0:11.86)	0:23.73 [1] (0:11.79)	0:35.59	
2	3 SARSEN Jai Williams	3	62.8 400m	0:10.66 Overall	1:33.66 [2] (0:10.66)	1:23.00 [1] (0:11.93)	1:11.07 [2] (0:12.05)	0:59.02 [2] (0:11.88)	0:47.14 [2] (0:11.74)	0:35.40 [2] (0:11.77)	0:23.63 [2] (0:11.67)	0:35.40	+3
3	4 NEOCLASSICISM Dan McGillivray	4	62.9 400m	0:10.78 Overall	1:33.96 [3] (0:10.78)	1:23.18 [4] (0:11.87)	1:11.31 [3] (0:12.00)	0:59.31 [3] (0:11.89)	0:47.42 [3] (0:11.77)	0:35.65 [3] (0:11.87)	0:23.78 [3] (0:11.79)	0:35.65	-1
4	1 DIMENSION Casey Waddell	1	63.9 600m	0:10.82 Overall	1:33.98 [4] (0:10.82)	1:23.16 [5] (0:12.07)	1:11.09 [4] (0:12.14)	0:58.95 [4] (0:11.78)	0:47.17 [4] (0:11.78)	0:35.39 [5] (0:11.70)	0:23.69 [5] (0:11.76)	0:35.39	+4
5	5 STEP ON FIRE Emily Lang	5	63.9 600m	0:10.73 Overall	1:34.00 [5] (0:10.73)	1:23.27 [2] (0:12.42)	1:10.85 [6] (0:12.14)	0:58.71 [6] (0:11.66)	0:47.05 [5] (0:11.62)	0:35.43 [4] (0:11.64)	0:23.79 [4] (0:11.71)	0:35.43	+9
6	10 BLUE SWIMMER Cody Collis	10	63.6 600m	0:10.89 Overall	1:35.17 [6] (0:10.89)	1:24.28 [6] (0:12.11)	1:12.17 [5] (0:12.16)	1:00.01 [5] (0:11.84)	0:48.17 [6] (0:11.81)	0:36.36 [6] (0:11.69)	0:24.67 [6] (0:11.93)	0:36.36	+0

Scratched: Marleedoone (#6), Birmingham (#7), Colhoun (#8), Dante Alighieri (#9)



Aquis Park Gold Coast Poly QLD Professional
Race 5: CELLARBRATIONS BENCHMARK 55 Handicap - 1540m
13 April 2024 - 15:44



Track Rating: Synthetic , Weather: Fine, Rail Position: True

Section							200m			Last 600m
Field Times							0:11.94			0:35.59
							(0:11.94)			
Rank	TAB	Horse/Jockey	Barrier	Top Speed [km/h]	Fastest Section	Margin			Distance Travelled [m]	
1	2	TAKUNAI Rikki Jamieson	2	64.2 1400m	0:10.77 Overall	0:11.94 [1] (0:11.94)	1:33.63		0:35.59	
2	3	SARSEN Jai Williams	3	62.8 400m	0:10.66 Overall	0:11.96 [2] (0:11.96)	0.2L		0:35.40 +3	
3	4	NEOCLASSICISM Dan McGillivray	4	62.9 400m	0:10.78 Overall	0:11.99 [4] (0:11.99)	1.7L		0:35.65 -1	
4	1	DIMENSION Casey Waddell	1	63.9 600m	0:10.82 Overall	0:11.93 [5] (0:11.93)	1.8L		0:35.39 +4	
5	5	STEP ON FIRE Emily Lang	5	63.9 600m	0:10.73 Overall	0:12.08 [3] (0:12.08)	1.9L		0:35.43 +9	
6	10	BLUE SWIMMER Cody Collis	10	63.6 600m	0:10.89 Overall	0:12.74 [6] (0:12.74)	8.7L		0:36.36 +0	

Scratched: Marleedoone (#6), Birmingham (#7), Colhoun (#8), Dante Alighieri (#9)

[] Ranking at each section and finish
 -:-:- No data available at this section
 NA No data available

SCN Saddle cloth number
 DNF Did not finish
 DNT Did not track



Horse/Jockey Name	Takunai
Final Rank	1
Fastest Section Time (Section)	0:10.77 (Overall)
Top Speed [km/h] (Section)	64.2 (1400m)
Race State	Finished



Aquis Park Gold Coast Poly QLD Professional

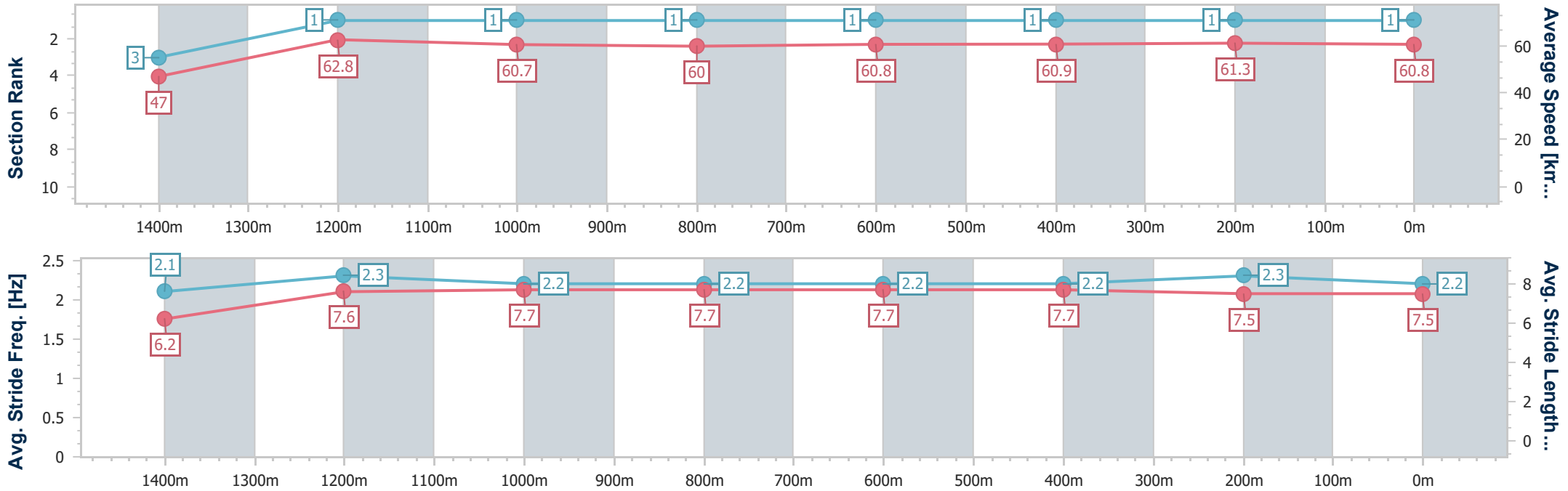
Race 5: CELLARBRATIONS BENCHMARK 55 Handicap - 1540m



13 April 2024 - 15:44

Track Rating: Synthetic , Weather: Fine, Rail Position: True

Section	Overall	1400m	1200m	1000m	800m	600m	400m	200m
Section Times	1:33.63 [1] (0:10.77)	1:22.86 [3] (0:11.53)	1:11.33 [1] (0:11.85)	0:59.48 [1] (0:12.01)	0:47.47 [1] (0:11.88)	0:35.59 [1] (0:11.86)	0:23.73 [1] (0:11.79)	0:11.94 [1] (0:11.94)
Average Speed [km/h]	47.0	62.8	60.7	60.0	60.8	60.9	61.3	60.8
Top Speed [km/h]	62.0	64.2	61.7	60.4	62.1	62.3	62.2	61.5
Avg. Dist. to Rail [m]	1.3	0.6	1.0	0.8	0.7	0.8	2.6	5.1
Avg. Stride Freq. [Hz]	2.1	2.3	2.2	2.2	2.2	2.2	2.3	2.2
Avg. Stride Length [m]	6.2	7.6	7.7	7.7	7.7	7.7	7.5	7.5



- [] Ranking at each section and finish
- .-.- No data available at this section
- NA No data available



Horse/Jockey Name	Sarsen
Final Rank	2
Fastest Section Time (Section)	0:10.66 (Overall)
Top Speed [km/h] (Section)	62.8 (400m)
Race State	Finished



Aquis Park Gold Coast Poly QLD Professional

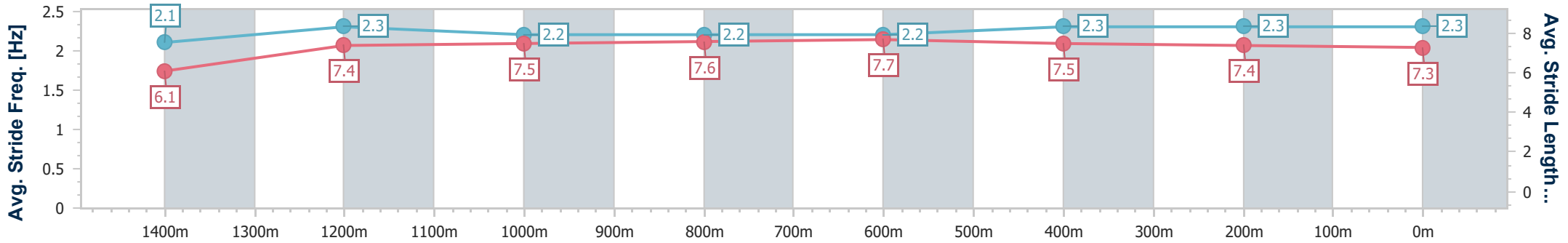
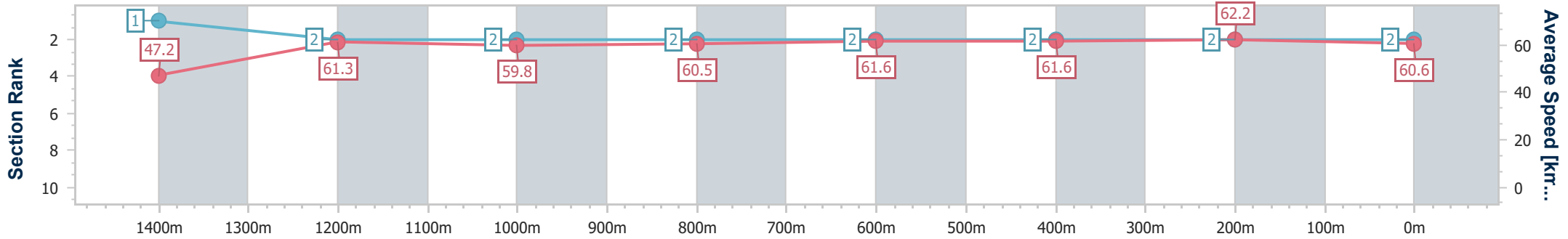
Race 5: CELLARBRATIONS BENCHMARK 55 Handicap - 1540m



13 April 2024 - 15:44

Track Rating: Synthetic , Weather: Fine, Rail Position: True

Section	Overall	1400m	1200m	1000m	800m	600m	400m	200m
Section Times	1:33.66 [2] (0:10.66)	1:23.00 [1] (0:11.93)	1:11.07 [2] (0:12.05)	0:59.02 [2] (0:11.88)	0:47.14 [2] (0:11.74)	0:35.40 [2] (0:11.77)	0:23.63 [2] (0:11.67)	0:11.96 [2] (0:11.96)
Average Speed [km/h]	47.2	61.3	59.8	60.5	61.6	61.6	62.2	60.6
Top Speed [km/h]	60.3	62.0	60.5	61.0	62.0	62.2	62.8	62.0
Avg. Dist. to Rail [m]	3.9	1.6	1.0	0.4	0.6	1.6	3.8	5.6
Avg. Stride Freq. [Hz]	2.1	2.3	2.2	2.2	2.2	2.3	2.3	2.3
Avg. Stride Length [m]	6.1	7.4	7.5	7.6	7.7	7.5	7.4	7.3



- [] Ranking at each section and finish
- .-.- No data available at this section
- NA No data available



Horse/Jockey Name	Neoclassicism
Final Rank	3
Fastest Section Time (Section)	0:10.78 (Overall)
Top Speed [km/h] (Section)	62.9 (400m)
Race State	Finished



Aquis Park Gold Coast Poly QLD Professional

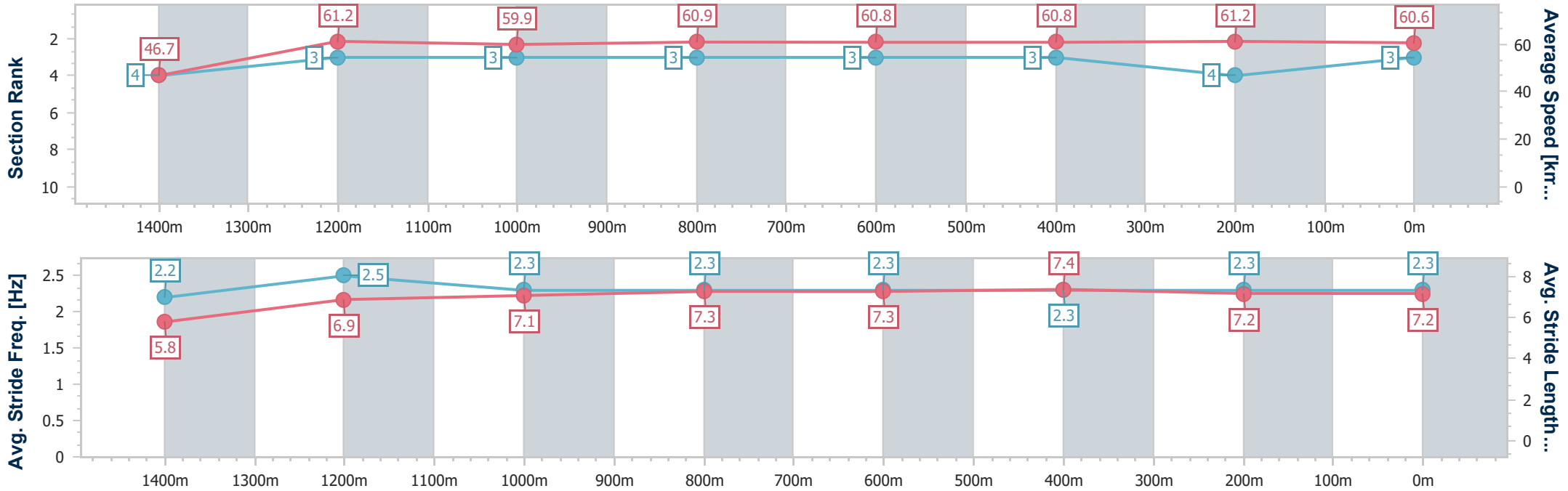
Race 5: CELLARBRATIONS BENCHMARK 55 Handicap - 1540m



13 April 2024 - 15:44

Track Rating: Synthetic , Weather: Fine, Rail Position: True

Section	Overall	1400m	1200m	1000m	800m	600m	400m	200m
Section Times	1:33.96 [3] (0:10.78)	1:23.18 [4] (0:11.87)	1:11.31 [3] (0:12.00)	0:59.31 [3] (0:11.89)	0:47.42 [3] (0:11.77)	0:35.65 [3] (0:11.87)	0:23.78 [3] (0:11.79)	0:11.99 [4] (0:11.99)
Average Speed [km/h]	46.7	61.2	59.9	60.9	60.8	60.8	61.2	60.6
Top Speed [km/h]	59.9	62.1	61.5	61.9	62.0	61.9	62.9	61.9
Avg. Dist. to Rail [m]	2.4	1.1	1.0	0.9	0.5	0.4	1.4	2.4
Avg. Stride Freq. [Hz]	2.2	2.5	2.3	2.3	2.3	2.3	2.3	2.3
Avg. Stride Length [m]	5.8	6.9	7.1	7.3	7.3	7.4	7.2	7.2



- [] Ranking at each section and finish
- .-.- No data available at this section
- NA No data available



Horse/Jockey Name	Dimension
Final Rank	4
Fastest Section Time (Section)	0:10.82 (Overall)
Top Speed [km/h] (Section)	63.9 (600m)
Race State	Finished



Aquis Park Gold Coast Poly QLD Professional

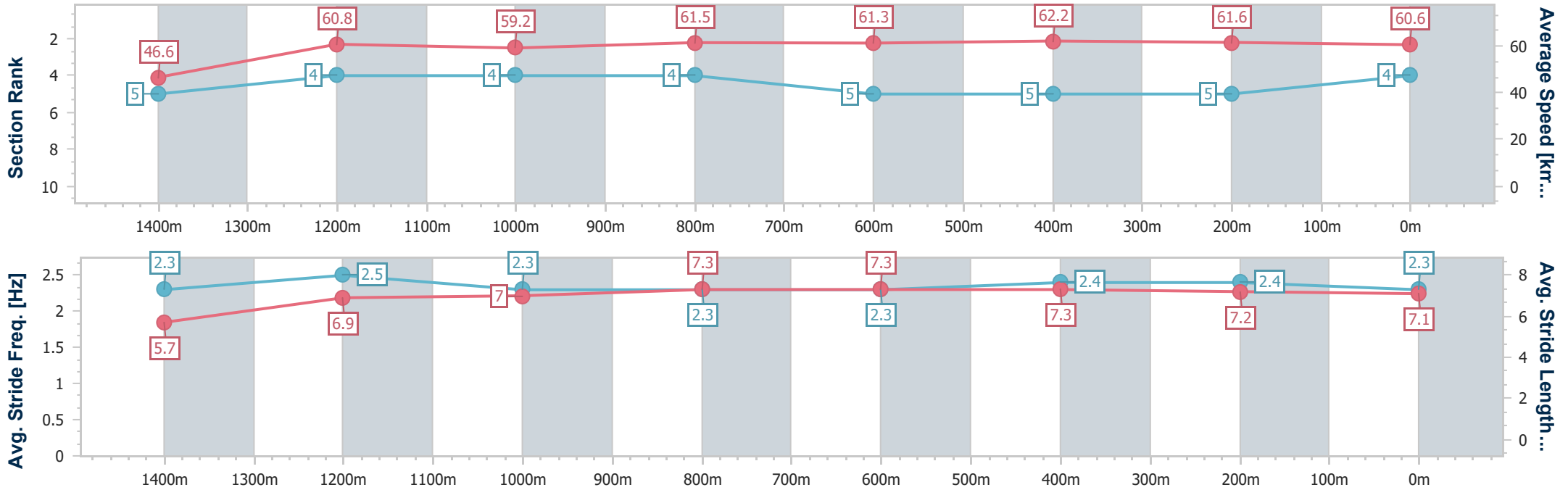
Race 5: CELLARBRATIONS BENCHMARK 55 Handicap - 1540m



13 April 2024 - 15:44

Track Rating: Synthetic , Weather: Fine, Rail Position: True

Section	Overall	1400m	1200m	1000m	800m	600m	400m	200m
Section Times	1:33.98 [4] (0:10.82)	1:23.16 [5] (0:12.07)	1:11.09 [4] (0:12.14)	0:58.95 [4] (0:11.78)	0:47.17 [4] (0:11.78)	0:35.39 [5] (0:11.70)	0:23.69 [5] (0:11.76)	0:11.93 [5] (0:11.93)
Average Speed [km/h]	46.6	60.8	59.2	61.5	61.3	62.2	61.6	60.6
Top Speed [km/h]	61.8	61.7	61.2	62.4	62.6	63.9	62.1	61.5
Avg. Dist. to Rail [m]	5.1	2.0	1.2	1.5	1.0	2.0	3.3	5.0
Avg. Stride Freq. [Hz]	2.3	2.5	2.3	2.3	2.3	2.4	2.4	2.3
Avg. Stride Length [m]	5.7	6.9	7.0	7.3	7.3	7.3	7.2	7.1



- [] Ranking at each section and finish
- .-.- No data available at this section
- NA No data available



Horse/Jockey Name	Step On Fire
Final Rank	5
Fastest Section Time (Section)	0:10.73 (Overall)
Top Speed [km/h] (Section)	63.9 (600m)
Race State	Finished



Aquis Park Gold Coast Poly QLD Professional

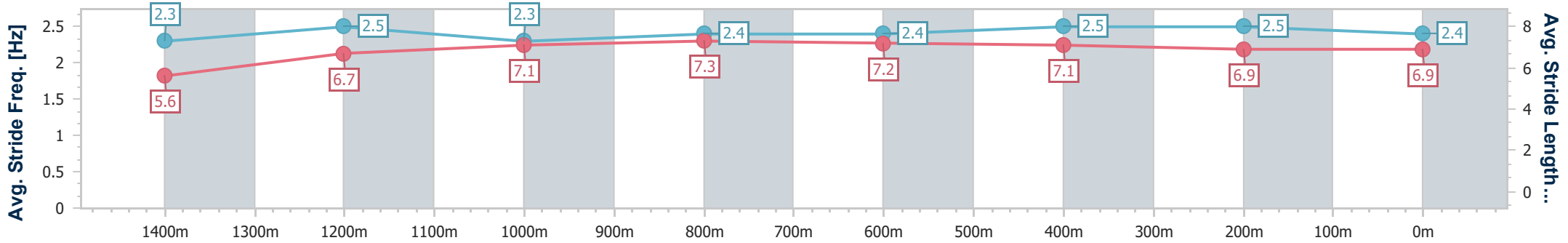
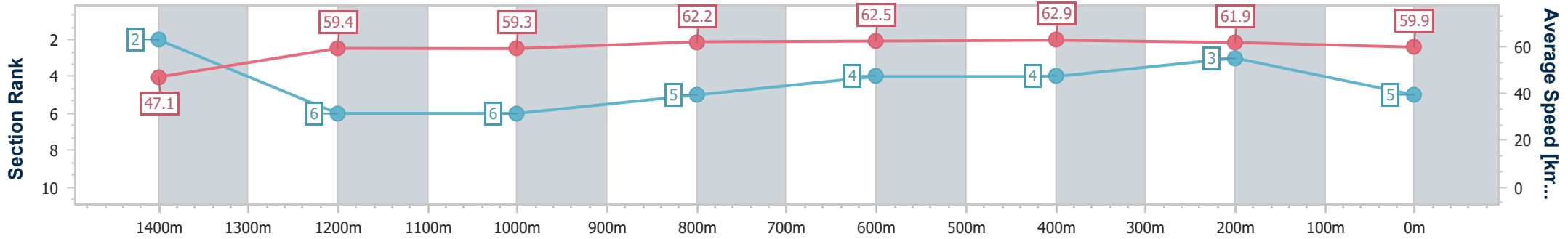
Race 5: CELLARBRATIONS BENCHMARK 55 Handicap - 1540m



13 April 2024 - 15:44

Track Rating: Synthetic , Weather: Fine, Rail Position: True

Section	Overall	1400m	1200m	1000m	800m	600m	400m	200m
Section Times	1:34.00 [5] (0:10.73)	1:23.27 [2] (0:12.42)	1:10.85 [6] (0:12.14)	0:58.71 [6] (0:11.66)	0:47.05 [5] (0:11.62)	0:35.43 [4] (0:11.64)	0:23.79 [4] (0:11.71)	0:12.08 [3] (0:12.08)
Average Speed [km/h]	47.1	59.4	59.3	62.2	62.5	62.9	61.9	59.9
Top Speed [km/h]	59.4	60.9	61.0	62.9	63.4	63.9	62.5	61.4
Avg. Dist. to Rail [m]	6.4	3.2	1.9	2.0	2.3	3.2	4.1	6.7
Avg. Stride Freq. [Hz]	2.3	2.5	2.3	2.4	2.4	2.5	2.5	2.4
Avg. Stride Length [m]	5.6	6.7	7.1	7.3	7.2	7.1	6.9	6.9



- [] Ranking at each section and finish
- .-.- No data available at this section
- NA No data available



Horse/Jockey Name	Blue Swimmer
Final Rank	6
Fastest Section Time (Section)	0:10.89 (Overall)
Top Speed [km/h] (Section)	63.6 (600m)
Race State	Finished



Aquis Park Gold Coast Poly QLD Professional

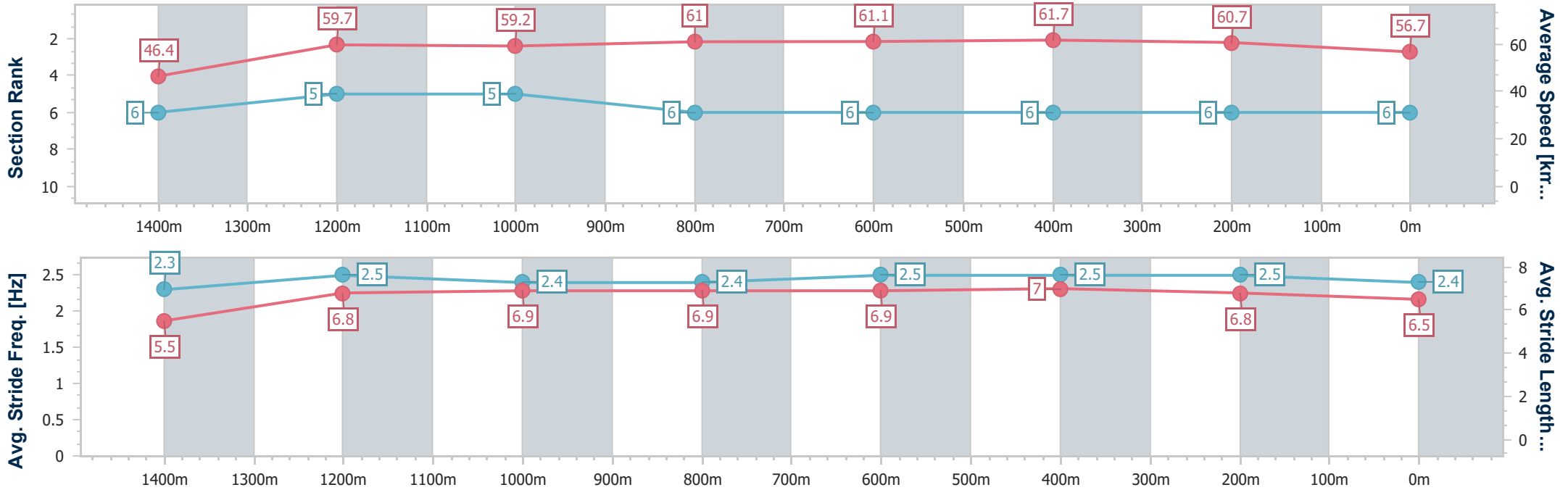
Race 5: CELLARBRATIONS BENCHMARK 55 Handicap - 1540m



13 April 2024 - 15:44

Track Rating: Synthetic , Weather: Fine, Rail Position: True

Section	Overall	1400m	1200m	1000m	800m	600m	400m	200m
Section Times	1:35.17 [6] (0:10.89)	1:24.28 [6] (0:12.11)	1:12.17 [5] (0:12.16)	1:00.01 [5] (0:11.84)	0:48.17 [6] (0:11.81)	0:36.36 [6] (0:11.69)	0:24.67 [6] (0:11.93)	0:12.74 [6] (0:12.74)
Average Speed [km/h]	46.4	59.7	59.2	61.0	61.1	61.7	60.7	56.7
Top Speed [km/h]	59.2	61.3	60.6	62.3	62.6	63.6	61.1	59.7
Avg. Dist. to Rail [m]	4.4	0.9	0.4	0.5	0.4	0.6	3.7	5.7
Avg. Stride Freq. [Hz]	2.3	2.5	2.4	2.4	2.5	2.5	2.5	2.4
Avg. Stride Length [m]	5.5	6.8	6.9	6.9	6.9	7.0	6.8	6.5



- [] Ranking at each section and finish
- .-.- No data available at this section
- NA No data available



Aquis Park Gold Coast Poly QLD Professional

Race 6: AUSTRALIAN LIQUOR MARKETERS BENCHMARK 58 Handicap - 1200m

13 April 2024 - 16:24



Track Rating: Synthetic , Weather: Fine, Rail Position: True

Section		Overall	1000m	800m	600m	400m	200m	Last 600m					
Field Times		1:10.78 (0:13.38)	0:57.40 (0:10.55)	0:46.85 (0:11.11)	0:35.74 (0:11.70)	0:24.04 (0:11.92)	0:12.12 (0:12.12)	0:35.74					
Rank	TAB Horse/Jockey	Barrier	Top Speed [km/h]	Fastest Section								Margin	Distance Travelled [m]
1	8 PRICE COST Elione Chaves	8	68.4	0:10.65	1:10.78 [1] (0:13.49)	0:57.29 [4] (0:10.65)	0:46.64 [3] (0:11.13)	0:35.51 [4] (0:11.63)	0:23.88 [2] (0:11.82)	0:12.06 [2] (0:12.06)	1:10.78	0:35.51	
2	13 MA'S EPIC Cody Collis	13	70.1	0:10.51	1:10.81 [2] (0:13.42)	0:57.39 [3] (0:10.51)	0:46.88 [1] (0:11.11)	0:35.77 [1] (0:11.70)	0:24.07 [1] (0:11.92)	0:12.15 [1] (0:12.15)	0.1L	0:35.77	-5
3	2 I AM A HIT Jag Guthmann-Chester	2	70.9	0:10.59	1:11.02 [3] (0:13.77)	0:57.25 [6] (0:10.59)	0:46.66 [5] (0:11.12)	0:35.54 [5] (0:11.53)	0:24.01 [4] (0:11.81)	0:12.20 [4] (0:12.20)	1.4L	0:35.54	-4
4	9 ROCKY ROGUE Matthew Palmer	9	68.5	0:10.81	1:11.08 [4] (0:13.72)	0:57.36 [5] (0:10.81)	0:46.55 [6] (0:11.02)	0:35.53 [6] (0:11.56)	0:23.97 [6] (0:11.69)	0:12.28 [3] (0:12.28)	1.6L	0:35.53	+0
5	3 GLEAMING LEGEND Brendan Ward	3	68.7	0:10.65	1:11.47 [5] (0:14.05)	0:57.42 [7] (0:10.65)	0:46.77 [7] (0:10.99)	0:35.78 [7] (0:11.67)	0:24.11 [7] (0:11.81)	0:12.30 [6] (0:12.30)	3.9L	0:35.78	+2
6	12 SHERWOOD'S ONE Wayne O'Connell	12	68.6	0:10.78	1:11.78 [6] (0:13.41)	0:58.37 [2] (0:10.78)	0:47.59 [4] (0:11.01)	0:36.58 [3] (0:11.75)	0:24.83 [3] (0:12.01)	0:12.82 [5] (0:12.82)	5.7L	0:36.58	-2
7	11 COLHOUN Todd Banks	11	69.4	0:10.62	1:13.51 [7] (0:13.38)	1:00.13 [1] (0:10.62)	0:49.51 [2] (0:11.19)	0:38.32 [2] (0:11.83)	0:26.49 [5] (0:12.81)	0:13.68 [7] (0:13.68)	15.7L	0:38.32	-4

Scratched: Sheza Marvel (#6), Crowie's Shout (#1), Platinum Lies (#7), Hydroelectric (#4), Tecoma Street (#10), Constant Cafe (#5)

[] Ranking at each section and finish
 -:-:- No data available at this section
 NA No data available

SCN Saddle cloth number
 DNF Did not finish
 DNT Did not track



Horse/Jockey Name	Price Cost
Final Rank	1
Fastest Section Time (Section)	0:10.65 (1000m)
Top Speed [km/h] (Section)	68.4 (1000m)
Race State	Finished

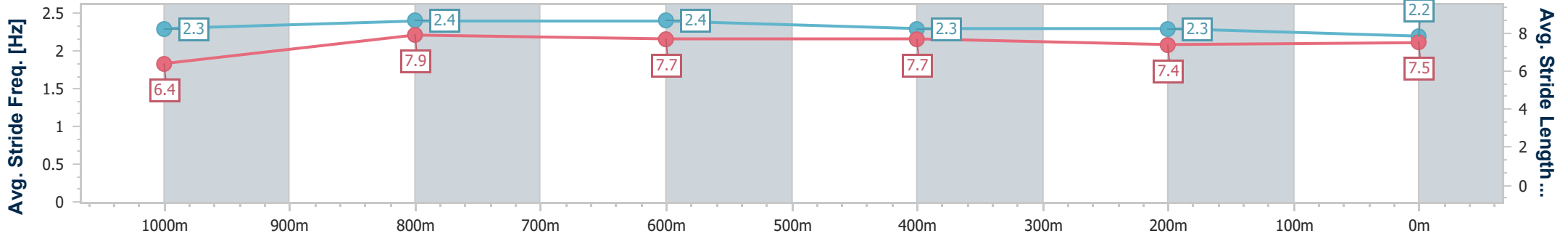
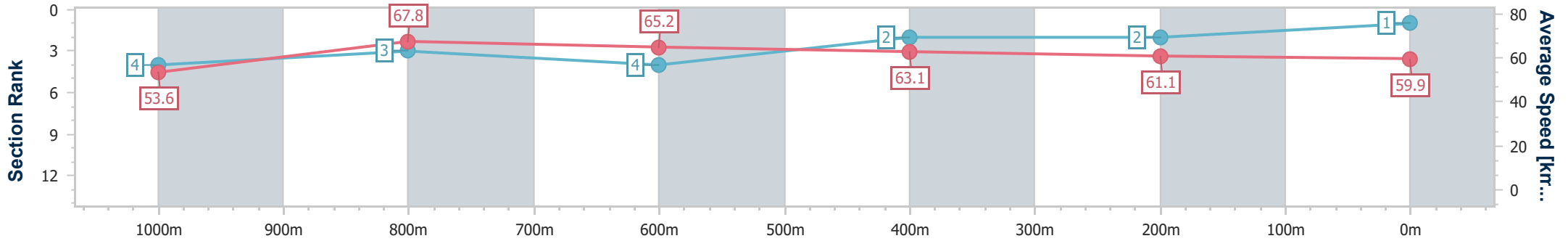


Aquis Park Gold Coast Poly QLD Professional
 Race 6: AUSTRALIAN LIQUOR MARKETERS BENCHMARK 58
 Handicap - 1200m
 13 April 2024 - 16:24



Track Rating: Synthetic , Weather: Fine, Rail Position: True

Section	Overall	1000m	800m	600m	400m	200m
Section Times	1:10.78 [1] (0:13.49)	0:57.29 [4] (0:10.65)	0:46.64 [3] (0:11.13)	0:35.51 [4] (0:11.63)	0:23.88 [2] (0:11.82)	0:12.06 [2] (0:12.06)
Average Speed [km/h]	53.6	67.8	65.2	63.1	61.1	59.9
Top Speed [km/h]	67.6	68.4	67.5	64.4	62.3	62.1
Avg. Dist. to Rail [m]	2.7	1.4	2.3	3.1	3.6	5.6
Avg. Stride Freq. [Hz]	2.3	2.4	2.4	2.3	2.3	2.2
Avg. Stride Length [m]	6.4	7.9	7.7	7.7	7.4	7.5



- [] Ranking at each section and finish
- .-.- No data available at this section
- NA No data available



Horse/Jockey Name	Ma's Epic
Final Rank	2
Fastest Section Time (Section)	0:10.51 (1000m)
Top Speed [km/h] (Section)	70.1 (1000m)
Race State	Finished



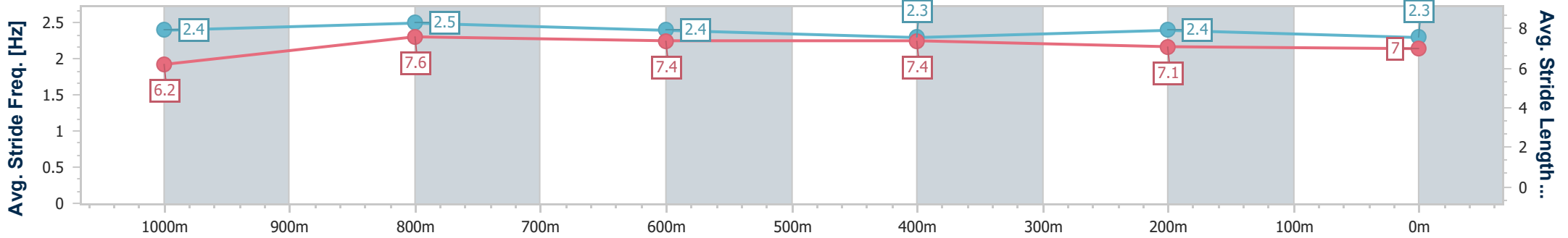
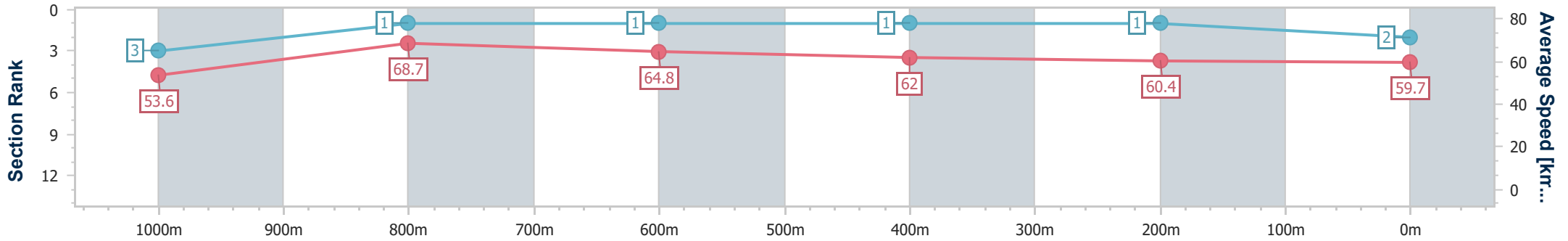
Aquis Park Gold Coast Poly QLD Professional
 Race 6: AUSTRALIAN LIQUOR MARKETERS BENCHMARK 58 Handicap - 1200m



13 April 2024 - 16:24

Track Rating: Synthetic , Weather: Fine, Rail Position: True

Section	Overall	1000m	800m	600m	400m	200m
Section Times	1:10.81 [2] (0:13.42)	0:57.39 [3] (0:10.51)	0:46.88 [1] (0:11.11)	0:35.77 [1] (0:11.70)	0:24.07 [1] (0:11.92)	0:12.15 [1] (0:12.15)
Average Speed [km/h]	53.6	68.7	64.8	62.0	60.4	59.7
Top Speed [km/h]	68.9	70.1	67.2	63.7	61.0	60.9
Avg. Dist. to Rail [m]	0.2	0.3	0.4	1.1	1.5	3.1
Avg. Stride Freq. [Hz]	2.4	2.5	2.4	2.3	2.4	2.3
Avg. Stride Length [m]	6.2	7.6	7.4	7.4	7.1	7.0



- [] Ranking at each section and finish
- .-.- No data available at this section
- NA No data available



Horse/Jockey Name	I Am A Hit
Final Rank	3
Fastest Section Time (Section)	0:10.59 (1000m)
Top Speed [km/h] (Section)	70.9 (1000m)
Race State	Finished

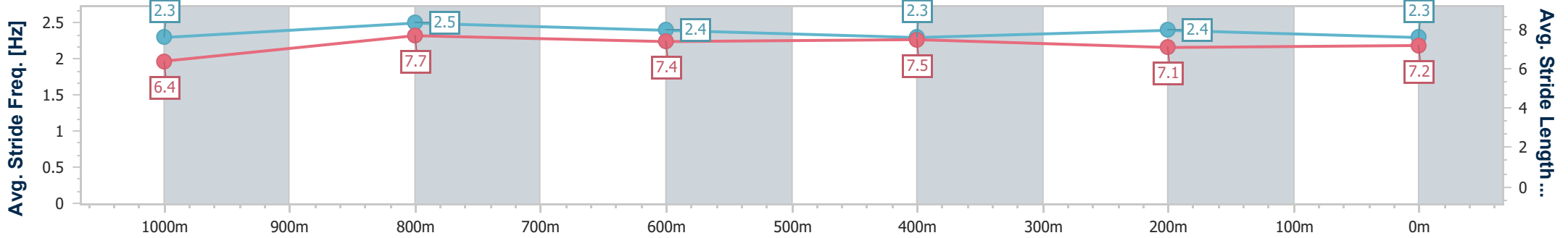
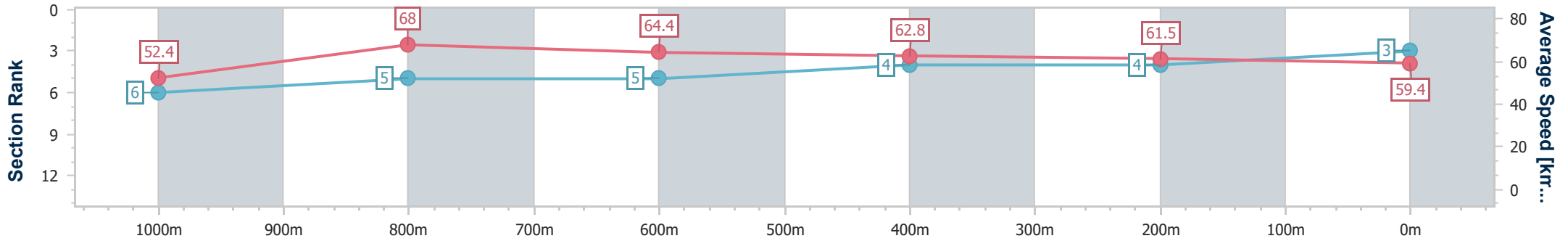


Aquis Park Gold Coast Poly QLD Professional
 Race 6: AUSTRALIAN LIQUOR MARKETERS BENCHMARK 58
 Handicap - 1200m
 13 April 2024 - 16:24



Track Rating: Synthetic , Weather: Fine, Rail Position: True

Section	Overall	1000m	800m	600m	400m	200m
Section Times	1:11.02 [3] (0:13.77)	0:57.25 [6] (0:10.59)	0:46.66 [5] (0:11.12)	0:35.54 [5] (0:11.53)	0:24.01 [4] (0:11.81)	0:12.20 [4] (0:12.20)
Average Speed [km/h]	52.4	68.0	64.4	62.8	61.5	59.4
Top Speed [km/h]	68.0	70.9	66.8	65.3	62.7	59.9
Avg. Dist. to Rail [m]	3.7	0.2	0.5	1.2	4.1	5.3
Avg. Stride Freq. [Hz]	2.3	2.5	2.4	2.3	2.4	2.3
Avg. Stride Length [m]	6.4	7.7	7.4	7.5	7.1	7.2



- [] Ranking at each section and finish
- .-.- No data available at this section
- NA No data available



Horse/Jockey Name	Rocky Rogue
Final Rank	4
Fastest Section Time (Section)	0:10.81 (1000m)
Top Speed [km/h] (Section)	68.5 (1000m)
Race State	Finished

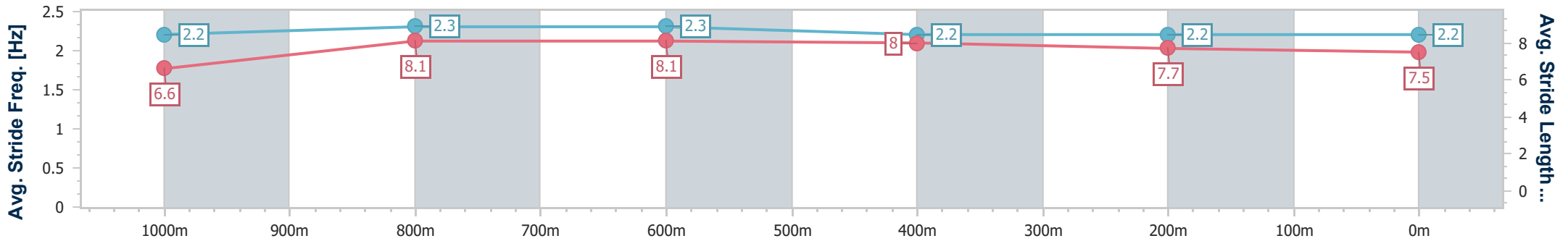
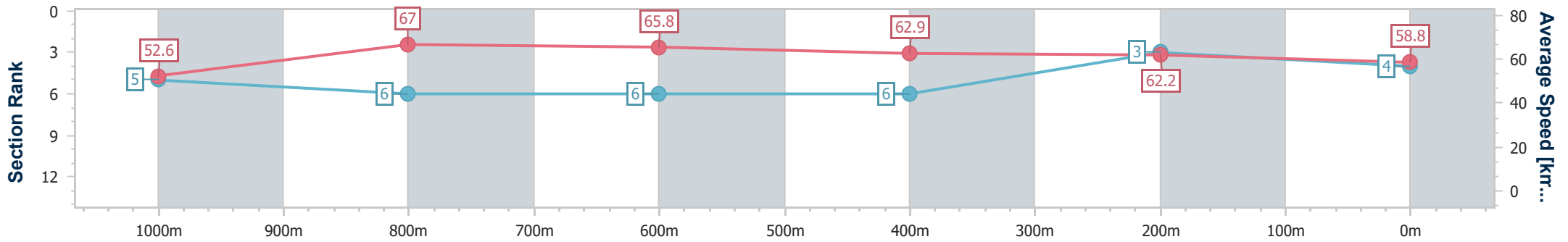


Aquis Park Gold Coast Poly QLD Professional
 Race 6: AUSTRALIAN LIQUOR MARKETERS BENCHMARK 58
 Handicap - 1200m
 13 April 2024 - 16:24



Track Rating: Synthetic , Weather: Fine, Rail Position: True

Section	Overall	1000m	800m	600m	400m	200m
Section Times	1:11.08 [4] (0:13.72)	0:57.36 [5] (0:10.81)	0:46.55 [6] (0:11.02)	0:35.53 [6] (0:11.56)	0:23.97 [6] (0:11.69)	0:12.28 [3] (0:12.28)
Average Speed [km/h]	52.6	67.0	65.8	62.9	62.2	58.8
Top Speed [km/h]	65.6	68.5	67.3	63.7	63.1	60.7
Avg. Dist. to Rail [m]	5.2	2.7	1.4	1.9	4.1	5.6
Avg. Stride Freq. [Hz]	2.2	2.3	2.3	2.2	2.2	2.2
Avg. Stride Length [m]	6.6	8.1	8.1	8.0	7.7	7.5



- [] Ranking at each section and finish
- .-.- No data available at this section
- NA No data available



Horse/Jockey Name	Gleaming Legend
Final Rank	5
Fastest Section Time (Section)	0:10.65 (1000m)
Top Speed [km/h] (Section)	68.7 (1000m)
Race State	Finished

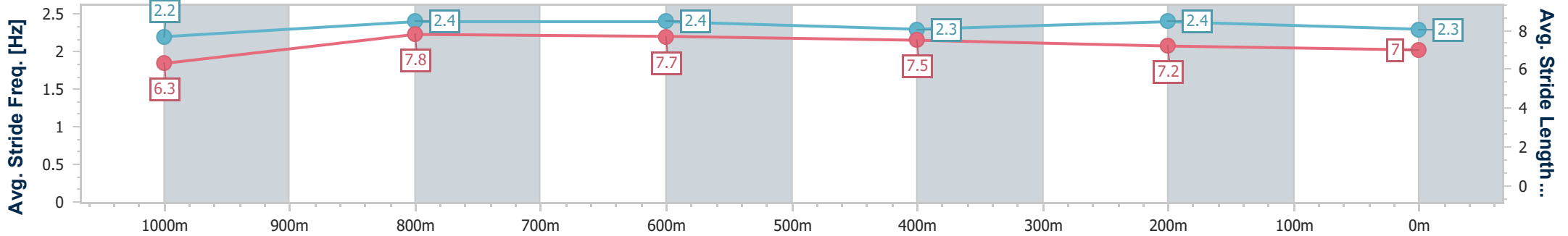
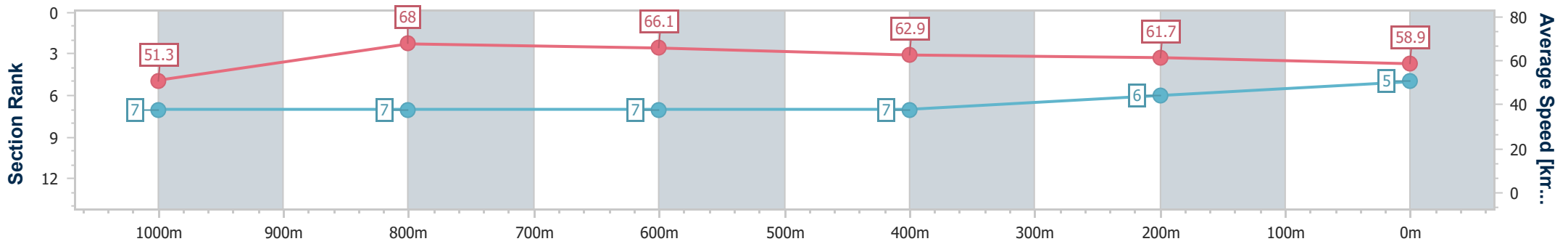


Aquis Park Gold Coast Poly QLD Professional
 Race 6: AUSTRALIAN LIQUOR MARKETERS BENCHMARK 58
 Handicap - 1200m
 13 April 2024 - 16:24



Track Rating: Synthetic , Weather: Fine, Rail Position: True

Section	Overall	1000m	800m	600m	400m	200m
Section Times	1:11.47 [5] (0:14.05)	0:57.42 [7] (0:10.65)	0:46.77 [7] (0:10.99)	0:35.78 [7] (0:11.67)	0:24.11 [7] (0:11.81)	0:12.30 [6] (0:12.30)
Average Speed [km/h]	51.3	68.0	66.1	62.9	61.7	58.9
Top Speed [km/h]	67.5	68.7	67.5	64.4	63.9	61.1
Avg. Dist. to Rail [m]	2.9	1.3	2.0	3.8	5.3	7.5
Avg. Stride Freq. [Hz]	2.2	2.4	2.4	2.3	2.4	2.3
Avg. Stride Length [m]	6.3	7.8	7.7	7.5	7.2	7.0



- [] Ranking at each section and finish
- .-.- No data available at this section
- NA No data available



Horse/Jockey Name	Sherwood's One
Final Rank	6
Fastest Section Time (Section)	0:10.78 (1000m)
Top Speed [km/h] (Section)	68.6 (1000m)
Race State	Finished

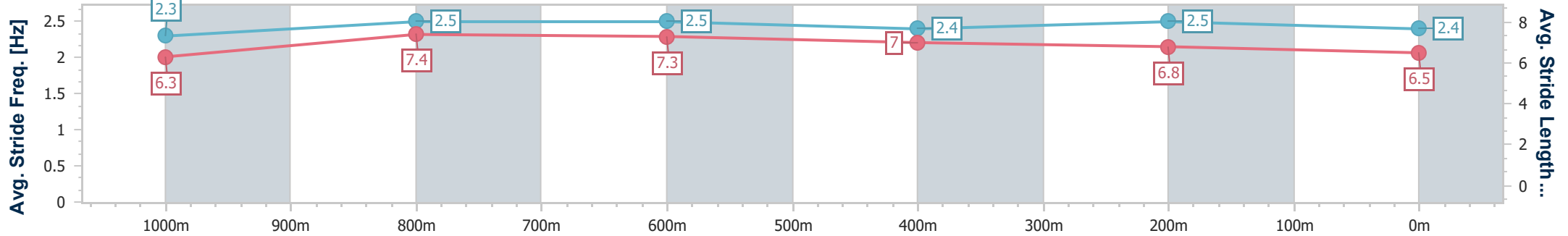
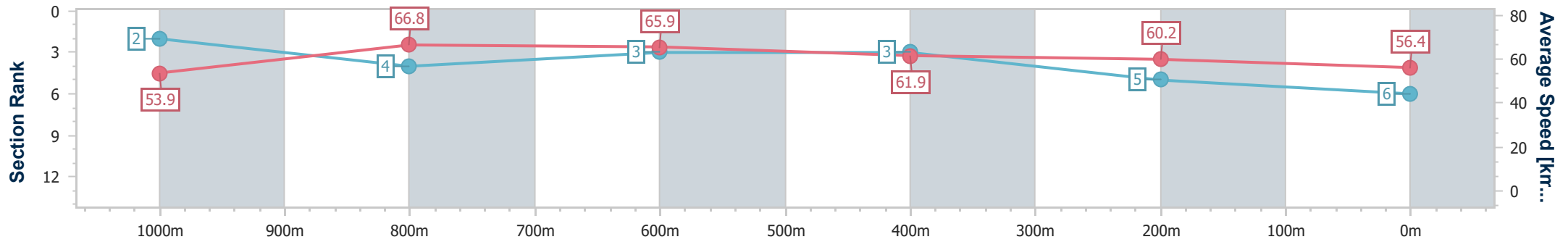


Aquis Park Gold Coast Poly QLD Professional
 Race 6: AUSTRALIAN LIQUOR MARKETERS BENCHMARK 58
 Handicap - 1200m
 13 April 2024 - 16:24



Track Rating: Synthetic , Weather: Fine, Rail Position: True

Section	Overall	1000m	800m	600m	400m	200m
Section Times	1:11.78 [6] (0:13.41)	0:58.37 [2] (0:10.78)	0:47.59 [4] (0:11.01)	0:36.58 [3] (0:11.75)	0:24.83 [3] (0:12.01)	0:12.82 [5] (0:12.82)
Average Speed [km/h]	53.9	66.8	65.9	61.9	60.2	56.4
Top Speed [km/h]	68.6	68.6	67.3	63.3	60.7	59.5
Avg. Dist. to Rail [m]	1.0	0.7	1.5	1.9	1.6	2.2
Avg. Stride Freq. [Hz]	2.3	2.5	2.5	2.4	2.5	2.4
Avg. Stride Length [m]	6.3	7.4	7.3	7.0	6.8	6.5



- [] Ranking at each section and finish
- .-.- No data available at this section
- NA No data available



Horse/Jockey Name	Colhoun
Final Rank	7
Fastest Section Time (Section)	0:10.62 (1000m)
Top Speed [km/h] (Section)	69.4 (1000m)
Race State	Finished

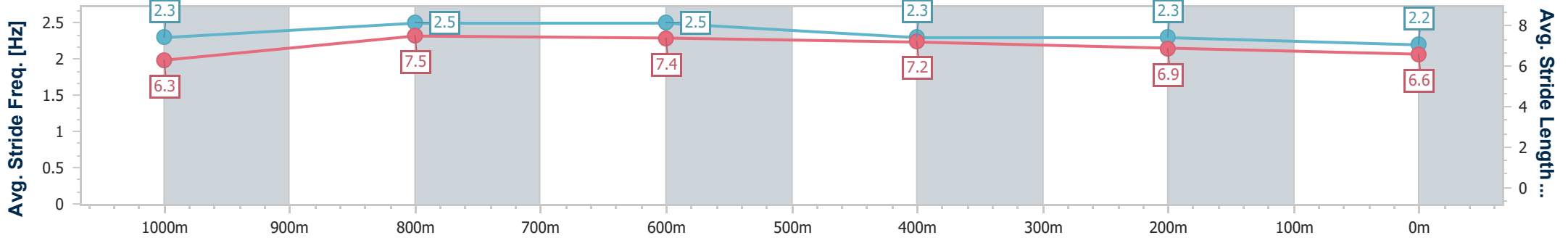
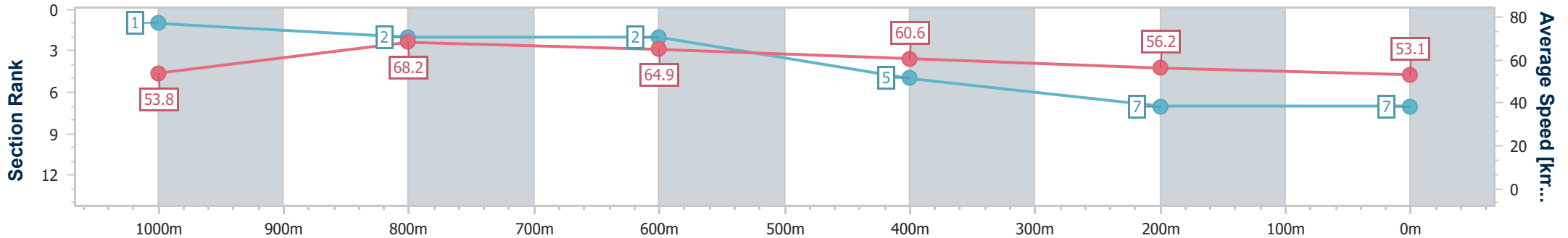


Aquis Park Gold Coast Poly QLD Professional
 Race 6: AUSTRALIAN LIQUOR MARKETERS BENCHMARK 58
 Handicap - 1200m
 13 April 2024 - 16:24



Track Rating: Synthetic , Weather: Fine, Rail Position: True

Section	Overall	1000m	800m	600m	400m	200m
Section Times	1:13.51 [7] (0:13.38)	1:00.13 [1] (0:10.62)	0:49.51 [2] (0:11.19)	0:38.32 [2] (0:11.83)	0:26.49 [5] (0:12.81)	0:13.68 [7] (0:13.68)
Average Speed [km/h]	53.8	68.2	64.9	60.6	56.2	53.1
Top Speed [km/h]	68.7	69.4	66.1	63.9	58.1	54.9
Avg. Dist. to Rail [m]	2.5	2.4	1.2	0.3	2.0	3.3
Avg. Stride Freq. [Hz]	2.3	2.5	2.5	2.3	2.3	2.2
Avg. Stride Length [m]	6.3	7.5	7.4	7.2	6.9	6.6



- [] Ranking at each section and finish
- .-.- No data available at this section
- NA No data available



Aquis Park Gold Coast Poly QLD Professional

Race 7: THIRSTY CAMEL BENCHMARK 68 Handicap - 1200m



13 April 2024 - 17:01

Track Rating: Synthetic , Weather: Fine, Rail Position: True

Section		Field Times										Last 600m		
		Overall	1000m	800m	600m	400m	200m						0:36.10	
		1:09.87 (0:12.80)	0:57.07 (0:10.20)	0:46.87 (0:10.77)	0:36.10 (0:11.23)	0:24.87 (0:12.31)	0:12.56 (0:12.56)							
Rank	TAB	Horse/Jockey	Barrier	Top Speed [km/h]	Fastest Section								Margin	Distance Travelled [m]
1	3	MINKS STAR Cody Collis	3	70.4 1000m	0:10.42 1000m	1:09.87 [1] (0:13.41)	0:56.46 [8] (0:10.42)	0:46.04 [8] (0:10.86)	0:35.18 [8] (0:11.18)	0:24.00 [7] (0:11.54)	0:12.46 [2] (0:12.46)	1:09.87	0:35.18	
2	12	CONSTANT CAFE Elione Chaves	12	71.0 1000m	0:10.46 1000m	1:10.12 [2] (0:13.31)	0:56.81 [7] (0:10.46)	0:46.35 [7] (0:10.89)	0:35.46 [7] (0:11.34)	0:24.12 [8] (0:11.85)	0:12.27 [7] (0:12.27)	1.5L	0:35.46	+10
3	2	I AM VOODOO Noel Callow	2	70.7 1000m	0:10.33 1000m	1:10.17 [3] (0:13.21)	0:56.96 [6] (0:10.33)	0:46.63 [5] (0:10.72)	0:35.91 [5] (0:11.23)	0:24.68 [4] (0:12.04)	0:12.64 [5] (0:12.64)	1.7L	0:35.91	+4
4	9	PERNELL Jag Guthmann-Chester	9	70.3 1000m	0:10.48 1000m	1:10.23 [4] (0:13.88)	0:56.35 [10] (0:10.48)	0:45.87 [10] (0:10.72)	0:35.15 [10] (0:10.94)	0:24.21 [9] (0:11.89)	0:12.32 [9] (0:12.32)	1.9L	0:35.15	+5
5	1	GALAXY GENERAL Jai Williams	1	69.5 1000m	0:10.54 1000m	1:10.30 [5] (0:13.08)	0:57.22 [5] (0:10.54)	0:46.68 [6] (0:10.78)	0:35.90 [6] (0:11.26)	0:24.64 [5] (0:11.84)	0:12.80 [4] (0:12.80)	2.2L	0:35.90	-1
6	6	SERIGALA Michael Cahill	6	72.7 1000m	0:10.10 1000m	1:10.44 [6] (0:12.91)	0:57.53 [4] (0:10.10)	0:47.43 [2] (0:10.76)	0:36.67 [1] (0:11.23)	0:25.44 [1] (0:12.31)	0:13.13 [1] (0:13.13)	3L	0:36.67	-1
7	4	OUR FREE SPIRIT Lilli Barr	4	71.9 1000m	0:10.20 1000m	1:10.87 [7] (0:12.80)	0:58.07 [1] (0:10.20)	0:47.87 [1] (0:10.97)	0:36.90 [3] (0:11.42)	0:25.48 [3] (0:12.35)	0:13.13 [6] (0:13.13)	5.5L	0:36.90	+4
8	10	FULL CRY Rikki Jamieson	10	71.7 1000m	0:10.38 1000m	1:11.34 [8] (0:12.91)	0:58.43 [3] (0:10.38)	0:48.05 [4] (0:10.95)	0:37.10 [4] (0:11.47)	0:25.63 [6] (0:12.18)	0:13.45 [8] (0:13.45)	8.3L	0:37.10	-2
9	7	CAMPAI Yvette Lewis	7	72.9 1000m	0:10.21 1000m	1:11.36 [9] (0:12.84)	0:58.52 [2] (0:10.21)	0:48.31 [3] (0:10.80)	0:37.51 [2] (0:11.31)	0:26.20 [2] (0:12.25)	0:13.95 [2] (0:13.95)	8.4L	0:37.51	+4
10	5	TWO SMOKIN BARRELS Wanderson D'Avila	5	70.5 1000m	0:10.40 1000m	1:11.47 [10] (0:13.61)	0:57.86 [9] (0:10.40)	0:47.46 [9] (0:10.82)	0:36.64 [9] (0:11.42)	0:25.22 [10] (0:12.11)	0:13.11 [10] (0:13.11)	8.9L	0:36.64	+7

Scratched: Damiani (#8), She Mine (#11)

[] Ranking at each section and finish
 -:-:- No data available at this section
 NA No data available

SCN Saddle cloth number
 DNF Did not finish
 DNT Did not track



Horse/Jockey Name	Minks Star
Final Rank	1
Fastest Section Time (Section)	0:10.42 (1000m)
Top Speed [km/h] (Section)	70.4 (1000m)
Race State	Finished



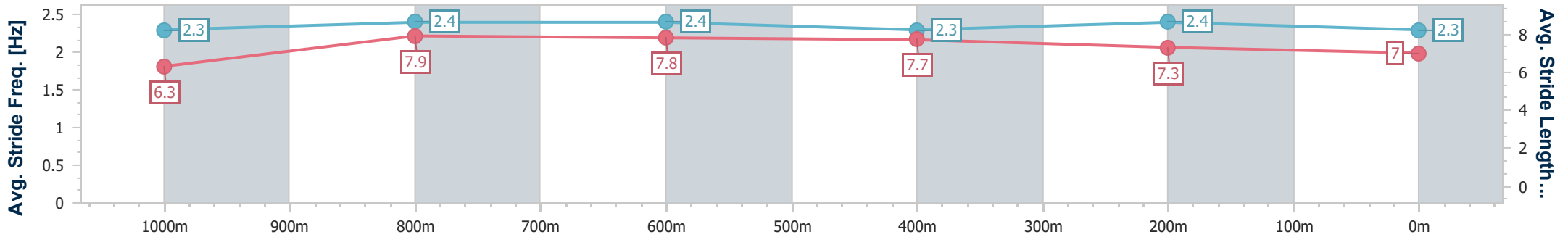
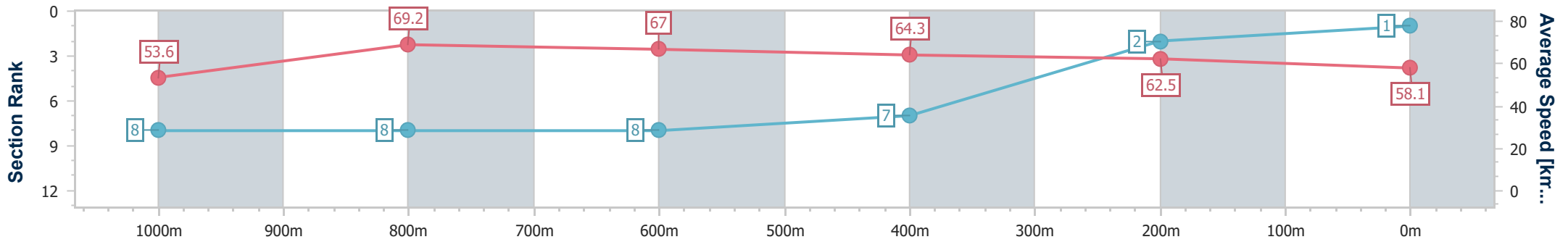
Aquis Park Gold Coast Poly QLD Professional
Race 7: THIRSTY CAMEL BENCHMARK 68 Handicap - 1200m



13 April 2024 - 17:01

Track Rating: Synthetic , Weather: Fine, Rail Position: True

Section	Overall	1000m	800m	600m	400m	200m
Section Times	1:09.87 [1] (0:13.41)	0:56.46 [8] (0:10.42)	0:46.04 [8] (0:10.86)	0:35.18 [8] (0:11.18)	0:24.00 [7] (0:11.54)	0:12.46 [2] (0:12.46)
Average Speed [km/h]	53.6	69.2	67.0	64.3	62.5	58.1
Top Speed [km/h]	69.2	70.4	69.1	68.1	64.3	60.7
Avg. Dist. to Rail [m]	1.5	0.5	1.2	0.3	0.9	3.4
Avg. Stride Freq. [Hz]	2.3	2.4	2.4	2.3	2.4	2.3
Avg. Stride Length [m]	6.3	7.9	7.8	7.7	7.3	7.0



- [] Ranking at each section and finish
- .-.- No data available at this section
- NA No data available



Horse/Jockey Name	Constant Cafe
Final Rank	2
Fastest Section Time (Section)	0:10.46 (1000m)
Top Speed [km/h] (Section)	71.0 (1000m)
Race State	Finished



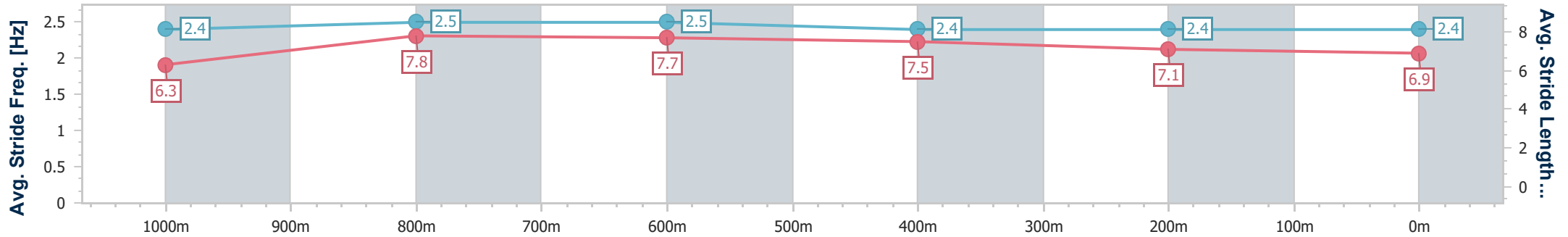
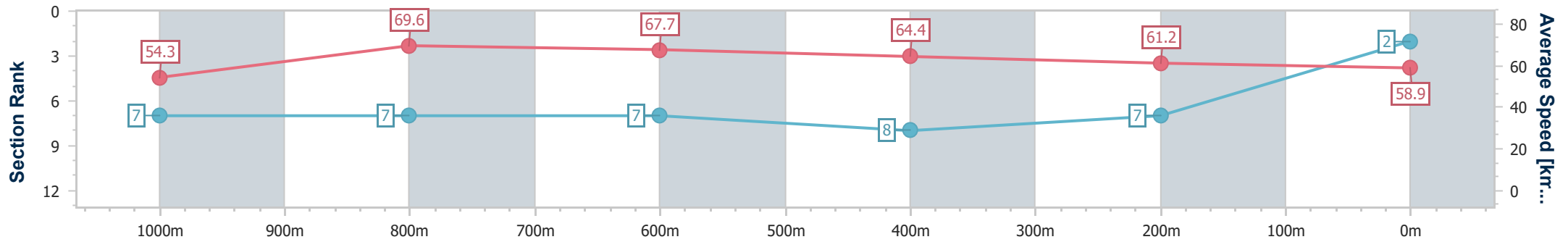
Aquis Park Gold Coast Poly QLD Professional
Race 7: THIRSTY CAMEL BENCHMARK 68 Handicap - 1200m



13 April 2024 - 17:01

Track Rating: Synthetic , Weather: Fine, Rail Position: True

Section	Overall	1000m	800m	600m	400m	200m
Section Times	1:10.12 [2] (0:13.31)	0:56.81 [7] (0:10.46)	0:46.35 [7] (0:10.89)	0:35.46 [7] (0:11.34)	0:24.12 [8] (0:11.85)	0:12.27 [7] (0:12.27)
Average Speed [km/h]	54.3	69.6	67.7	64.4	61.2	58.9
Top Speed [km/h]	68.8	71.0	69.2	67.3	62.3	60.1
Avg. Dist. to Rail [m]	4.6	2.3	4.7	2.9	4.3	6.4
Avg. Stride Freq. [Hz]	2.4	2.5	2.5	2.4	2.4	2.4
Avg. Stride Length [m]	6.3	7.8	7.7	7.5	7.1	6.9



- [] Ranking at each section and finish
- .-.- No data available at this section
- NA No data available



Horse/Jockey Name	I Am Voodoo
Final Rank	3
Fastest Section Time (Section)	0:10.33 (1000m)
Top Speed [km/h] (Section)	70.7 (1000m)
Race State	Finished



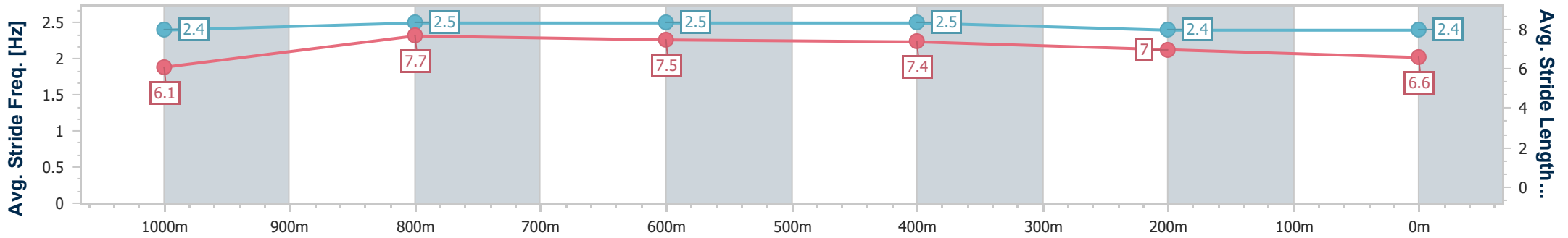
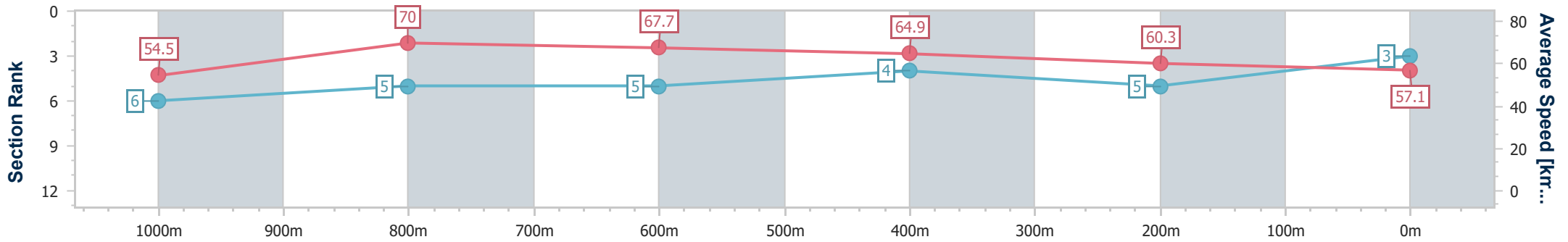
Aquis Park Gold Coast Poly QLD Professional
Race 7: THIRSTY CAMEL BENCHMARK 68 Handicap - 1200m



13 April 2024 - 17:01

Track Rating: Synthetic , Weather: Fine, Rail Position: True

Section	Overall	1000m	800m	600m	400m	200m
Section Times	1:10.17 [3] (0:13.21)	0:56.96 [6] (0:10.33)	0:46.63 [5] (0:10.72)	0:35.91 [5] (0:11.23)	0:24.68 [4] (0:12.04)	0:12.64 [5]
Average Speed [km/h]	54.5	70.0	67.7	64.9	60.3	57.1
Top Speed [km/h]	69.7	70.7	68.6	67.7	62.5	58.8
Avg. Dist. to Rail [m]	5.8	1.7	1.2	2.0	4.0	5.0
Avg. Stride Freq. [Hz]	2.4	2.5	2.5	2.5	2.4	2.4
Avg. Stride Length [m]	6.1	7.7	7.5	7.4	7.0	6.6



- [] Ranking at each section and finish
- .-.- No data available at this section
- NA No data available



Horse/Jockey Name	Pernell
Final Rank	4
Fastest Section Time (Section)	0:10.48 (1000m)
Top Speed [km/h] (Section)	70.3 (1000m)
Race State	Finished



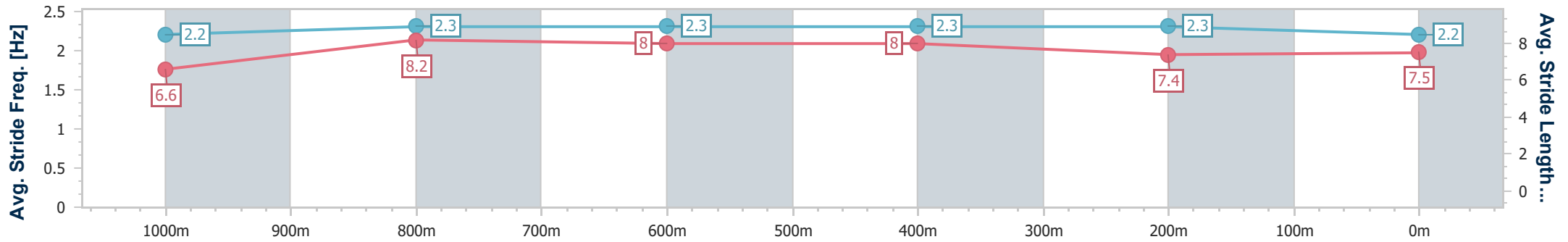
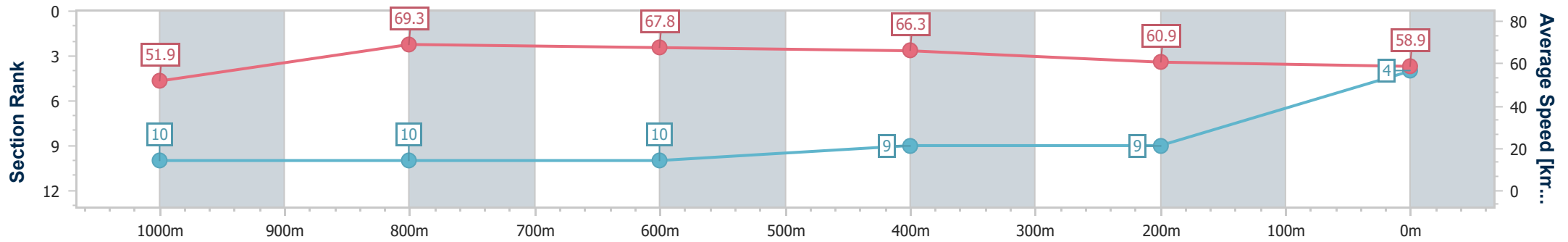
Aquis Park Gold Coast Poly QLD Professional
Race 7: THIRSTY CAMEL BENCHMARK 68 Handicap - 1200m



13 April 2024 - 17:01

Track Rating: Synthetic , Weather: Fine, Rail Position: True

Section	Overall	1000m	800m	600m	400m	200m
Section Times	1:10.23 [4] (0:13.88)	0:56.35 [10] (0:10.48)	0:45.87 [10] (0:10.72)	0:35.15 [10] (0:10.94)	0:24.21 [9] (0:11.89)	0:12.32 [9] (0:12.32)
Average Speed [km/h]	51.9	69.3	67.8	66.3	60.9	58.9
Top Speed [km/h]	68.5	70.3	68.4	68.0	62.9	60.3
Avg. Dist. to Rail [m]	3.5	3.0	2.0	1.0	5.3	7.7
Avg. Stride Freq. [Hz]	2.2	2.3	2.3	2.3	2.3	2.2
Avg. Stride Length [m]	6.6	8.2	8.0	8.0	7.4	7.5



- [] Ranking at each section and finish
- .-.- No data available at this section
- NA No data available



Horse/Jockey Name	Galaxy General
Final Rank	5
Fastest Section Time (Section)	0:10.54 (1000m)
Top Speed [km/h] (Section)	69.5 (1000m)
Race State	Finished



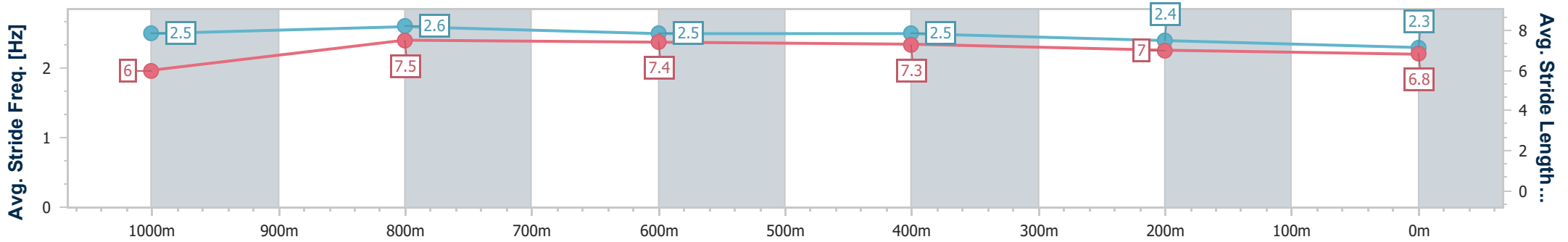
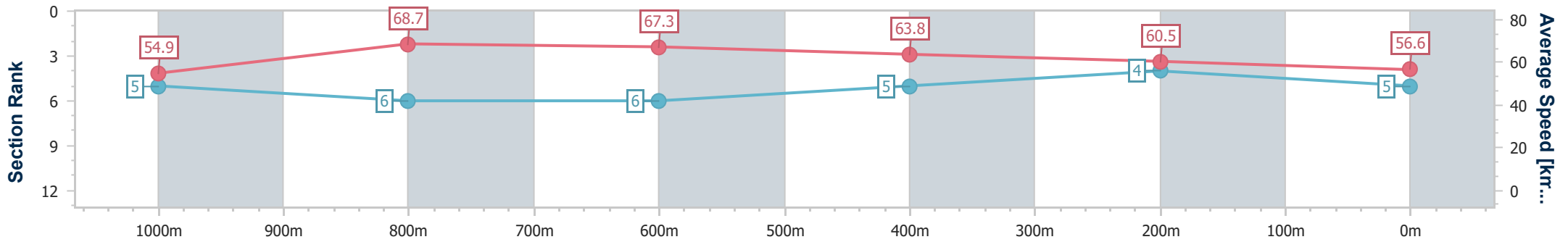
Aquis Park Gold Coast Poly QLD Professional
Race 7: THIRSTY CAMEL BENCHMARK 68 Handicap - 1200m



13 April 2024 - 17:01

Track Rating: Synthetic , Weather: Fine, Rail Position: True

Section	Overall	1000m	800m	600m	400m	200m
Section Times	1:10.30 [5] (0:13.08)	0:57.22 [5] (0:10.54)	0:46.68 [6] (0:10.78)	0:35.90 [6] (0:11.26)	0:24.64 [5] (0:11.84)	0:12.80 [4] (0:12.80)
Average Speed [km/h]	54.9	68.7	67.3	63.8	60.5	56.6
Top Speed [km/h]	68.9	69.5	69.1	67.9	61.9	58.8
Avg. Dist. to Rail [m]	1.9	0.8	1.6	0.4	0.9	2.8
Avg. Stride Freq. [Hz]	2.5	2.6	2.5	2.5	2.4	2.3
Avg. Stride Length [m]	6.0	7.5	7.4	7.3	7.0	6.8



- [] Ranking at each section and finish
- .-.- No data available at this section
- NA No data available



Horse/Jockey Name	Serigala
Final Rank	6
Fastest Section Time (Section)	0:10.10 (1000m)
Top Speed [km/h] (Section)	72.7 (1000m)
Race State	Finished



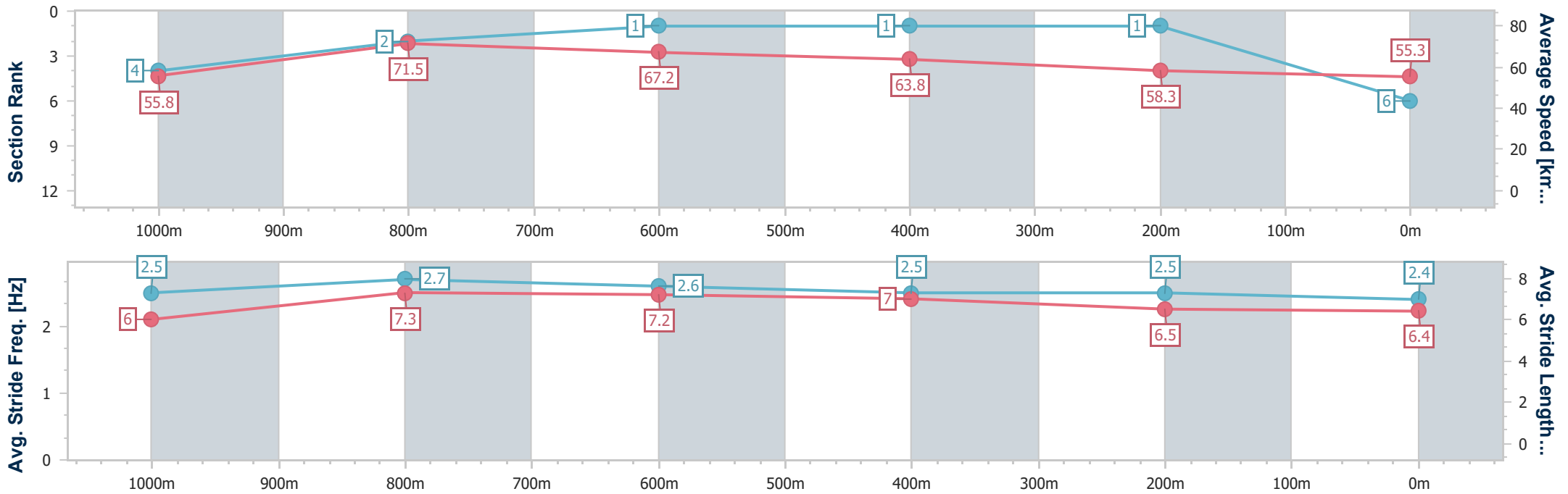
Aquis Park Gold Coast Poly QLD Professional
 Race 7: THIRSTY CAMEL BENCHMARK 68 Handicap - 1200m



13 April 2024 - 17:01

Track Rating: Synthetic , Weather: Fine, Rail Position: True

Section	Overall	1000m	800m	600m	400m	200m
Section Times	1:10.44 [6] (0:12.91)	0:57.53 [4] (0:10.10)	0:47.43 [2] (0:10.76)	0:36.67 [1] (0:11.23)	0:25.44 [1] (0:12.31)	0:13.13 [1] (0:13.13)
Average Speed [km/h]	55.8	71.5	67.2	63.8	58.3	55.3
Top Speed [km/h]	71.9	72.7	69.6	66.4	60.8	57.7
Avg. Dist. to Rail [m]	0.7	1.6	1.2	0.9	0.5	1.0
Avg. Stride Freq. [Hz]	2.5	2.7	2.6	2.5	2.5	2.4
Avg. Stride Length [m]	6.0	7.3	7.2	7.0	6.5	6.4



- [] Ranking at each section and finish
- .-.- No data available at this section
- NA No data available



Horse/Jockey Name	Our Free Spirit
Final Rank	7
Fastest Section Time (Section)	0:10.20 (1000m)
Top Speed [km/h] (Section)	71.9 (1000m)
Race State	Finished



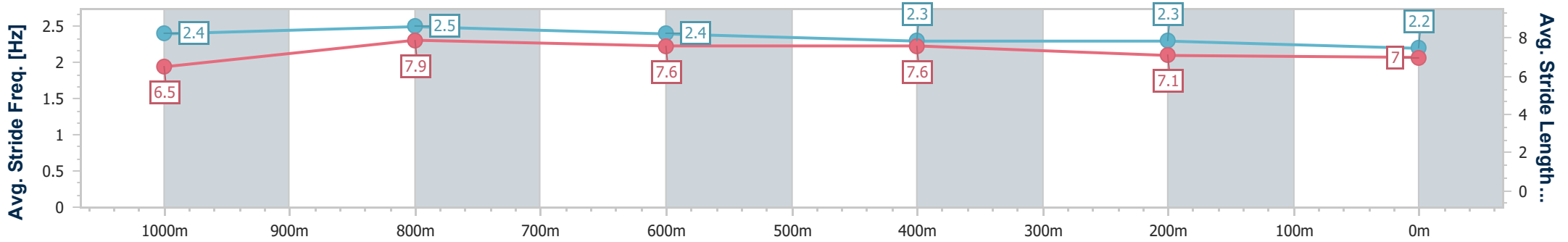
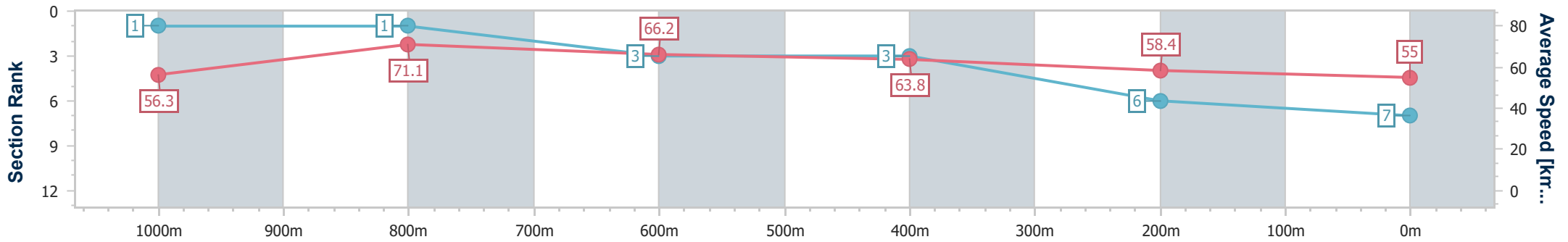
Aquis Park Gold Coast Poly QLD Professional
Race 7: THIRSTY CAMEL BENCHMARK 68 Handicap - 1200m



13 April 2024 - 17:01

Track Rating: Synthetic , Weather: Fine, Rail Position: True

Section	Overall	1000m	800m	600m	400m	200m
Section Times	1:10.87 [7] (0:12.80)	0:58.07 [1] (0:10.20)	0:47.87 [1] (0:10.97)	0:36.90 [3] (0:11.42)	0:25.48 [3] (0:12.35)	0:13.13 [6] (0:13.13)
Average Speed [km/h]	56.3	71.1	66.2	63.8	58.4	55.0
Top Speed [km/h]	71.6	71.9	68.6	66.0	61.6	56.0
Avg. Dist. to Rail [m]	7.1	2.8	2.1	2.1	1.9	3.9
Avg. Stride Freq. [Hz]	2.4	2.5	2.4	2.3	2.3	2.2
Avg. Stride Length [m]	6.5	7.9	7.6	7.6	7.1	7.0



- [] Ranking at each section and finish
- .-.- No data available at this section
- NA No data available



Horse/Jockey Name	Full Cry
Final Rank	8
Fastest Section Time (Section)	0:10.38 (1000m)
Top Speed [km/h] (Section)	71.7 (1000m)
Race State	Finished



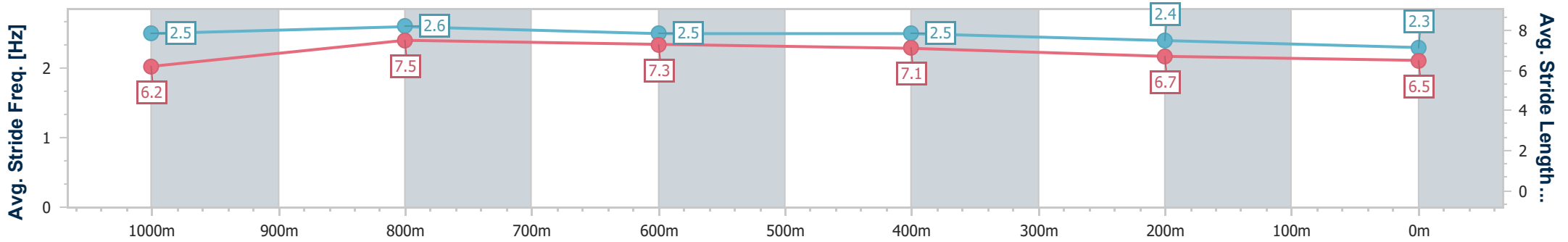
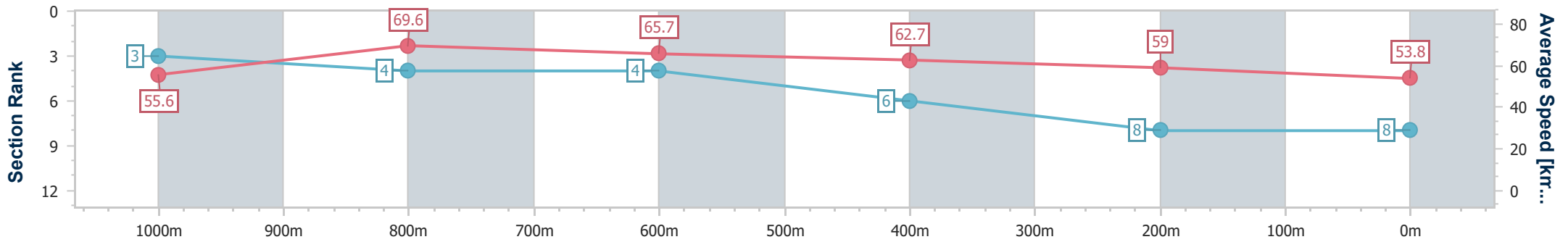
Aquis Park Gold Coast Poly QLD Professional
Race 7: THIRSTY CAMEL BENCHMARK 68 Handicap - 1200m



13 April 2024 - 17:01

Track Rating: Synthetic , Weather: Fine, Rail Position: True

Section	Overall	1000m	800m	600m	400m	200m
Section Times	1:11.34 [8] (0:12.91)	0:58.43 [3] (0:10.38)	0:48.05 [4] (0:10.95)	0:37.10 [4] (0:11.47)	0:25.63 [6] (0:12.18)	0:13.45 [8] (0:13.45)
Average Speed [km/h]	55.6	69.6	65.7	62.7	59.0	53.8
Top Speed [km/h]	70.6	71.7	67.0	64.9	61.6	57.0
Avg. Dist. to Rail [m]	2.9	1.5	0.4	0.6	2.1	5.5
Avg. Stride Freq. [Hz]	2.5	2.6	2.5	2.5	2.4	2.3
Avg. Stride Length [m]	6.2	7.5	7.3	7.1	6.7	6.5



- [] Ranking at each section and finish
- .-.- No data available at this section
- NA No data available



Horse/Jockey Name	Campai
Final Rank	9
Fastest Section Time (Section)	0:10.21 (1000m)
Top Speed [km/h] (Section)	72.9 (1000m)
Race State	Finished



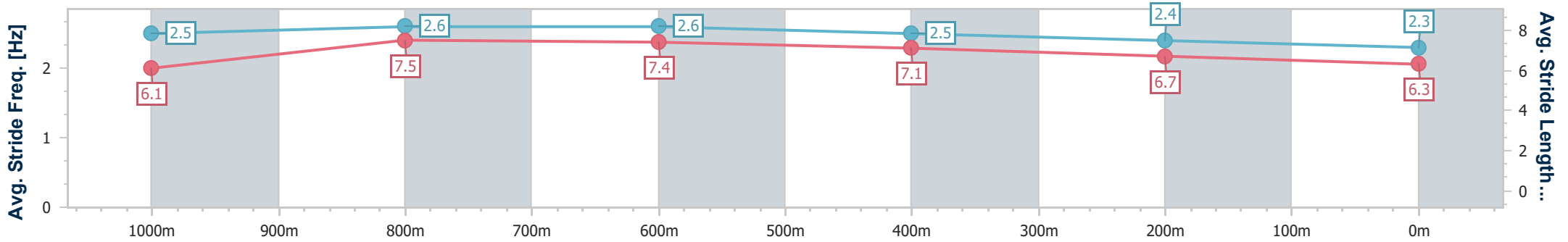
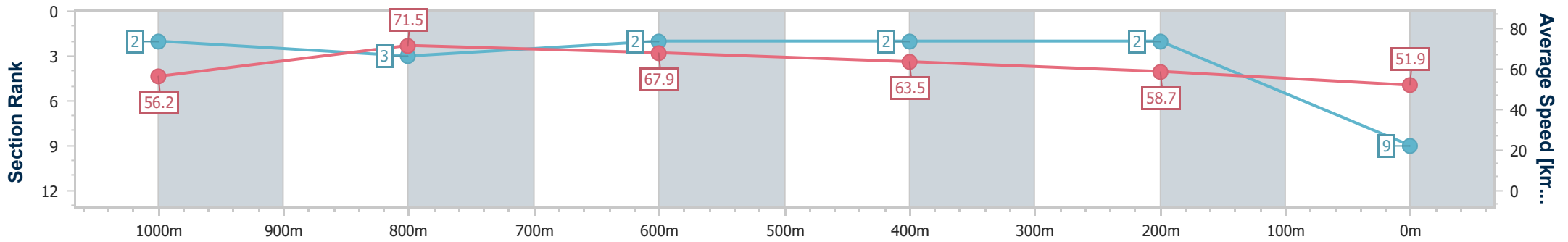
Aquis Park Gold Coast Poly QLD Professional
Race 7: THIRSTY CAMEL BENCHMARK 68 Handicap - 1200m



13 April 2024 - 17:01

Track Rating: Synthetic , Weather: Fine, Rail Position: True

Section	Overall	1000m	800m	600m	400m	200m
Section Times	1:11.36 [9] (0:12.84)	0:58.52 [2] (0:10.21)	0:48.31 [3] (0:10.80)	0:37.51 [2] (0:11.31)	0:26.20 [2] (0:12.25)	0:13.95 [2] (0:13.95)
Average Speed [km/h]	56.2	71.5	67.9	63.5	58.7	51.9
Top Speed [km/h]	71.9	72.9	70.1	66.1	61.4	56.4
Avg. Dist. to Rail [m]	5.4	4.9	3.1	0.7	1.6	3.0
Avg. Stride Freq. [Hz]	2.5	2.6	2.6	2.5	2.4	2.3
Avg. Stride Length [m]	6.1	7.5	7.4	7.1	6.7	6.3



- [] Ranking at each section and finish
- .-.- No data available at this section
- NA No data available



Horse/Jockey Name	Two Smokin Barrels
Final Rank	10
Fastest Section Time (Section)	0:10.40 (1000m)
Top Speed [km/h] (Section)	70.5 (1000m)
Race State	Finished



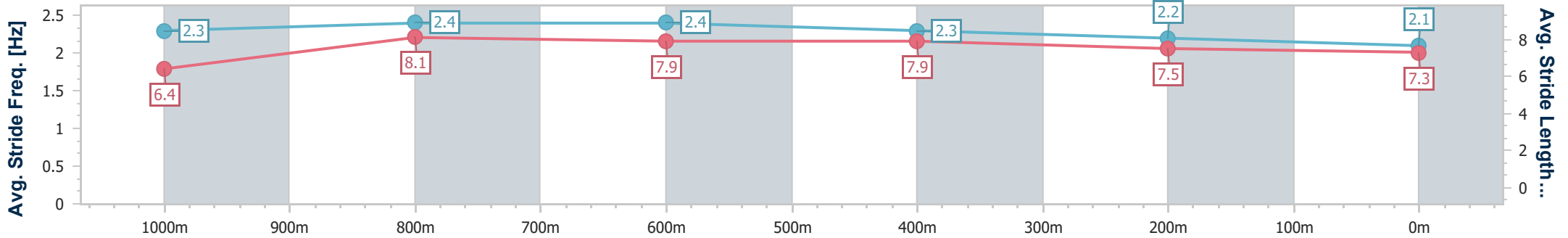
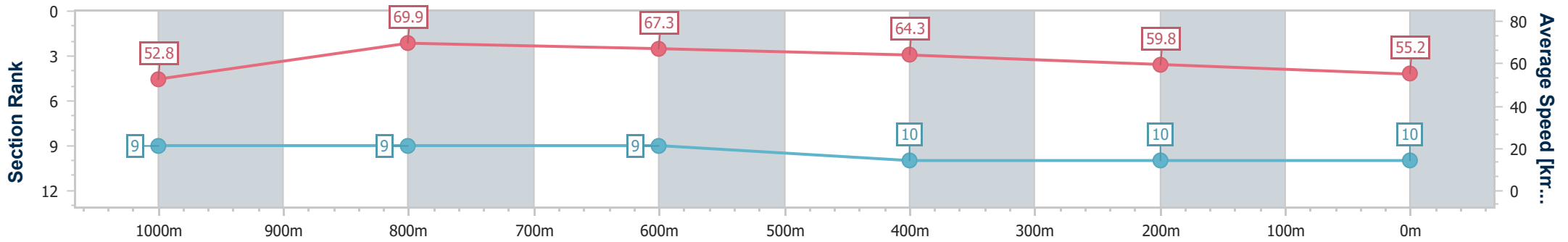
Aquis Park Gold Coast Poly QLD Professional
Race 7: THIRSTY CAMEL BENCHMARK 68 Handicap - 1200m



13 April 2024 - 17:01

Track Rating: Synthetic , Weather: Fine, Rail Position: True

Section	Overall	1000m	800m	600m	400m	200m
Section Times	1:11.47 [10] (0:13.61)	0:57.86 [9] (0:10.40)	0:47.46 [9] (0:10.82)	0:36.64 [9] (0:11.42)	0:25.22 [10] (0:12.11)	0:13.11 [10] (0:13.11)
Average Speed [km/h]	52.8	69.9	67.3	64.3	59.8	55.2
Top Speed [km/h]	69.5	70.5	68.7	67.4	60.7	59.3
Avg. Dist. to Rail [m]	4.2	2.5	2.6	3.3	3.8	4.1
Avg. Stride Freq. [Hz]	2.3	2.4	2.4	2.3	2.2	2.1
Avg. Stride Length [m]	6.4	8.1	7.9	7.9	7.5	7.3



- [] Ranking at each section and finish
- .-.- No data available at this section
- NA No data available