

Track Rating: Synthetic, Weather: Fine, Rail Position: True

Section		Overall	1000m	800m	600m	400m	200m	Last 600m					
Field Times		1:10.96 (0:13.45)	0:57.51 (0:10.62)	0:46.89 (0:11.04)	0:35.85 (0:11.69)	0:24.16 (0:11.86)	0:12.30 (0:12.30)	0:35.85					
Rank	TAB Horse/Jockey	Barrier	Top Speed [km/h]	Fastest Section	Margin							Distance Travelled [m]	
1	4 ARCHERS REIGN Girish Goomany	7	68.6 1000m	0:10.71 1000m	1:10.96 [1] (0:13.46)	0:57.50 [2] (0:10.71)	0:46.79 [2] (0:11.06)	0:35.73 [2] (0:11.60)	0:24.13 [2] (0:11.83)	0:12.30 [1] (0:12.30)	1:10.96	0:35.73	
2	7 I AM AMAZES Jai Williams	5	68.4 1000m	0:10.69 1000m	1:11.02 [2] (0:13.92)	0:57.10 [7] (0:10.69)	0:46.41 [5] (0:11.02)	0:35.39 [5] (0:11.58)	0:23.81 [5] (0:11.79)	0:12.02 [2] (0:12.02)	0.3L	0:35.39	-3
3	6 WEEKEND ARTIST Matthew Palmer	6	66.3 1000m	0:11.03 1000m	1:11.40 [3] (0:13.74)	0:57.66 [5] (0:11.03)	0:46.63 [7] (0:11.12)	0:35.51 [6] (0:11.66)	0:23.85 [6] (0:11.83)	0:12.02 [5] (0:12.02)	2.3L	0:35.51	-1
4	9 SMASH 'N' GRAB Emily Lang	3	68.0 800m	0:10.86 1000m	1:11.61 [4] (0:13.50)	0:58.11 [3] (0:10.86)	0:47.25 [3] (0:11.02)	0:36.23 [3] (0:11.73)	0:24.50 [3] (0:12.09)	0:12.41 [4] (0:12.41)	3.3L	0:36.23	-2
5	8 CAPITAL GRENADE Rikki Jamieson	1	69.2 1000m	0:10.62 1000m	1:12.01 [5] (0:13.45)	0:58.56 [1] (0:10.62)	0:47.94 [1] (0:11.04)	0:36.90 [1] (0:11.69)	0:25.21 [1] (0:12.28)	0:12.93 [3] (0:12.93)	5.6L	0:36.90	-2
6	3 THOMAS MAX Brendan Ward	2	68.6 1000m	0:10.66 1000m	1:12.82 [6] (0:13.79)	0:59.03 [6] (0:10.66)	0:48.37 [4] (0:11.08)	0:37.29 [4] (0:11.61)	0:25.68 [4] (0:12.36)	0:13.32 [6] (0:13.32)	10.4L	0:37.29	-7
7	1 MORE THAN XTRA Noriyuki Masuda	4	68.5 1000m	0:10.95 1000m	1:14.24 [7] (0:13.71)	1:00.53 [4] (0:10.95)	0:49.58 [6] (0:11.48)	0:38.10 [7] (0:12.05)	0:26.05 [7] (0:12.74)	0:13.31 [7] (0:13.31)	18.7L	0:38.10	-1

Scratched: The Uprising (#2), Gingerbread Boy (#5)



Horse/Jockey Name	Archers Reign
Final Rank	1
Fastest Section Time (Section)	0:10.71 (1000m)
Top Speed [km/h] (Section)	68.6 (1000m)
Race State	Finished



Aquis Park Gold Coast Poly QLD Professional

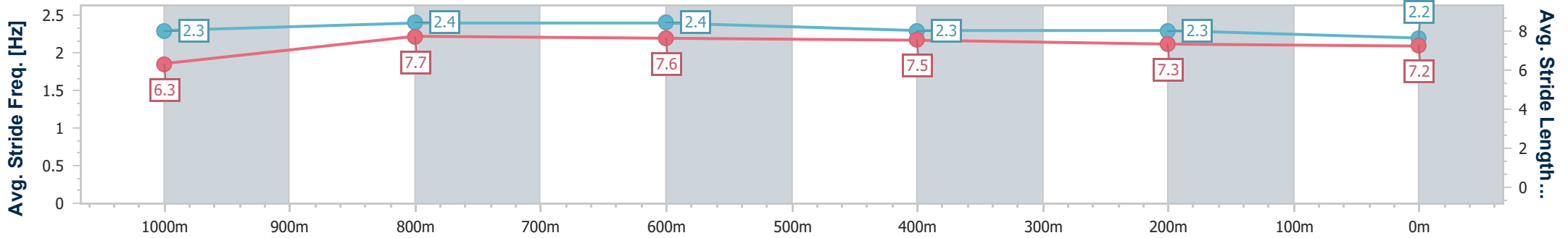
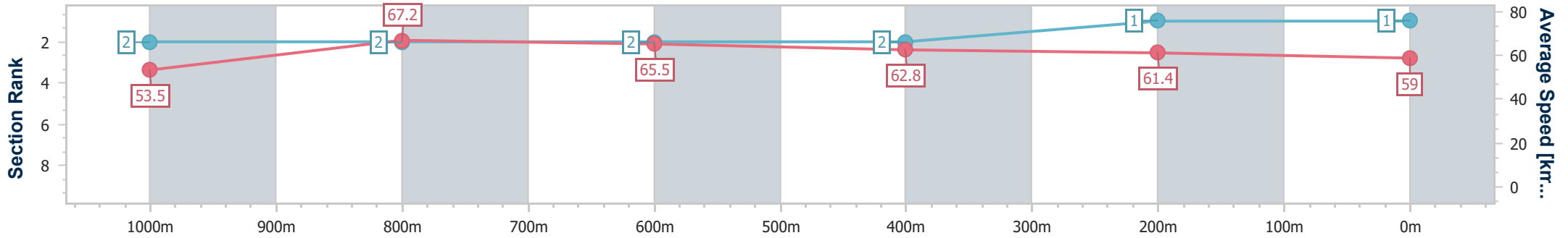
Race 1: KURRAWA SURF CLUB Maiden Plate - 1200m

20 April 2024 - 12:31

Track Rating: Synthetic, Weather: Fine, Rail Position: True



Section	Overall	1000m	800m	600m	400m	200m
Section Times	1:10.96 [1] (0:13.46)	0:57.50 [2] (0:10.71)	0:46.79 [2] (0:11.06)	0:35.73 [2] (0:11.60)	0:24.13 [2] (0:11.83)	0:12.30 [1] (0:12.30)
Average Speed [km/h]	53.5	67.2	65.5	62.8	61.4	59.0
Top Speed [km/h]	68.5	68.6	68.0	64.5	61.9	60.9
Avg. Dist. to Rail [m]	4.3	1.0	1.3	2.3	3.7	4.5
Avg. Stride Freq. [Hz]	2.3	2.4	2.4	2.3	2.3	2.2
Avg. Stride Length [m]	6.3	7.7	7.6	7.5	7.3	7.2



- [] Ranking at each section and finish
- .-.- No data available at this section
- NA No data available



Horse/Jockey Name	I Am Amazes
Final Rank	2
Fastest Section Time (Section)	0:10.69 (1000m)
Top Speed [km/h] (Section)	68.4 (1000m)
Race State	Finished



Aquis Park Gold Coast Poly QLD Professional

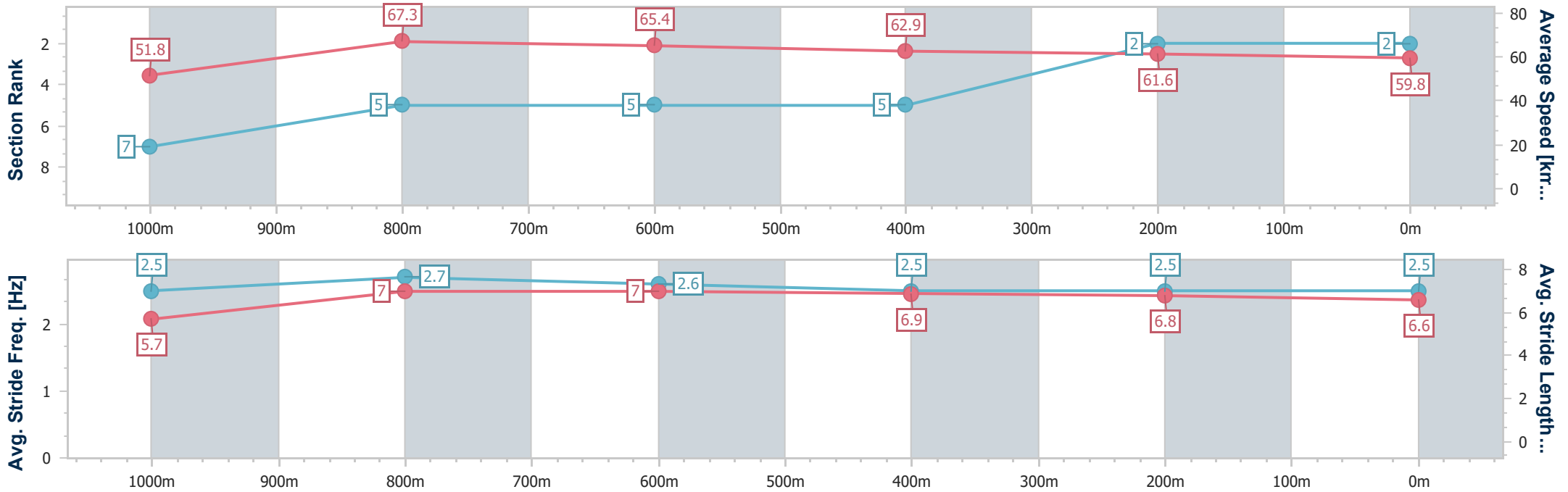
Race 1: KURRAWA SURF CLUB Maiden Plate - 1200m

20 April 2024 - 12:31

Track Rating: Synthetic, Weather: Fine, Rail Position: True



Section	Overall	1000m	800m	600m	400m	200m
Section Times	1:11.02 [2] (0:13.92)	0:57.10 [7] (0:10.69)	0:46.41 [5] (0:11.02)	0:35.39 [5] (0:11.58)	0:23.81 [5] (0:11.79)	0:12.02 [2] (0:12.02)
Average Speed [km/h]	51.8	67.3	65.4	62.9	61.6	59.8
Top Speed [km/h]	67.2	68.4	66.9	64.0	63.0	61.9
Avg. Dist. to Rail [m]	3.3	1.0	0.3	1.6	4.5	5.0
Avg. Stride Freq. [Hz]	2.5	2.7	2.6	2.5	2.5	2.5
Avg. Stride Length [m]	5.7	7.0	7.0	6.9	6.8	6.6



- [] Ranking at each section and finish
- .-.- No data available at this section
- NA No data available



Horse/Jockey Name	Weekend Artist
Final Rank	3
Fastest Section Time (Section)	0:11.03 (1000m)
Top Speed [km/h] (Section)	66.3 (1000m)
Race State	Finished



Aquis Park Gold Coast Poly QLD Professional

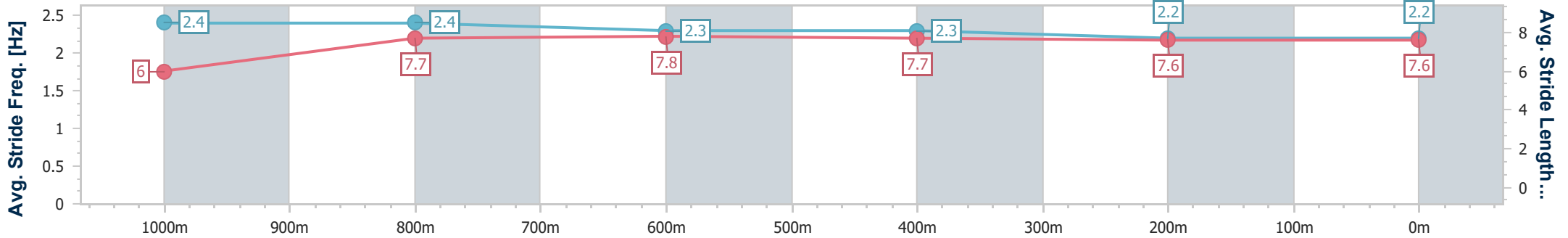
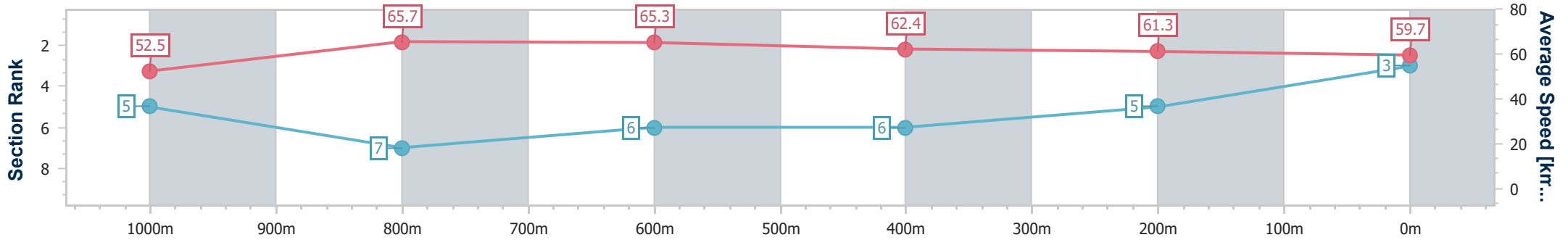
Race 1: KURRAWA SURF CLUB Maiden Plate - 1200m

20 April 2024 - 12:31

Track Rating: Synthetic, Weather: Fine, Rail Position: True



Section	Overall	1000m	800m	600m	400m	200m
Section Times	1:11.40 [3] (0:13.74)	0:57.66 [5] (0:11.03)	0:46.63 [7] (0:11.12)	0:35.51 [6] (0:11.66)	0:23.85 [6] (0:11.83)	0:12.02 [5] (0:12.02)
Average Speed [km/h]	52.5	65.7	65.3	62.4	61.3	59.7
Top Speed [km/h]	65.9	66.3	66.0	65.5	62.7	61.3
Avg. Dist. to Rail [m]	4.0	3.5	1.1	2.1	3.7	4.7
Avg. Stride Freq. [Hz]	2.4	2.4	2.3	2.3	2.2	2.2
Avg. Stride Length [m]	6.0	7.7	7.8	7.7	7.6	7.6



- [] Ranking at each section and finish
- .-.- No data available at this section
- NA No data available



Horse/Jockey Name	Smash 'N' Grab
Final Rank	4
Fastest Section Time (Section)	0:10.86 (1000m)
Top Speed [km/h] (Section)	68.0 (800m)
Race State	Finished



Aquis Park Gold Coast Poly QLD Professional

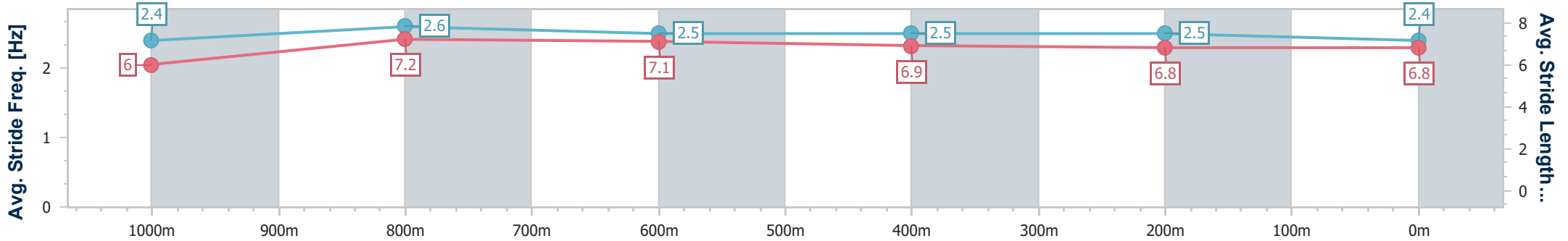
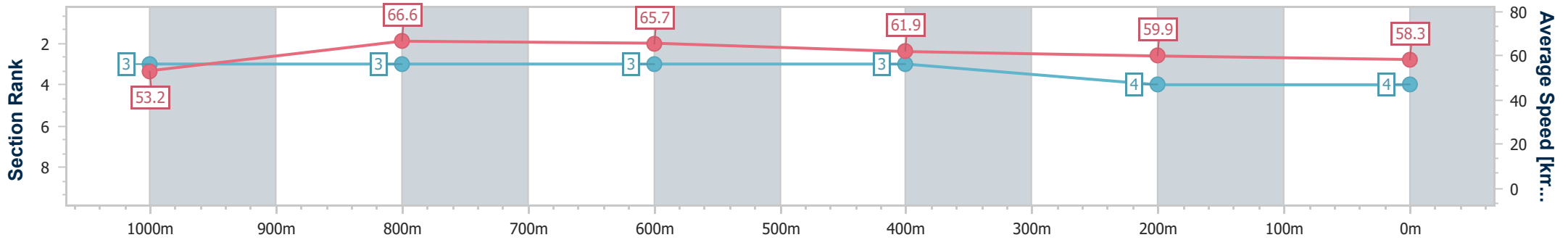
Race 1: KURRAWA SURF CLUB Maiden Plate - 1200m

20 April 2024 - 12:31

Track Rating: Synthetic, Weather: Fine, Rail Position: True



Section	Overall	1000m	800m	600m	400m	200m
Section Times	1:11.61 [4] (0:13.50)	0:58.11 [3] (0:10.86)	0:47.25 [3] (0:11.02)	0:36.23 [3] (0:11.73)	0:24.50 [3] (0:12.09)	0:12.41 [4] (0:12.41)
Average Speed [km/h]	53.2	66.6	65.7	61.9	59.9	58.3
Top Speed [km/h]	66.7	67.3	68.0	64.6	61.1	60.9
Avg. Dist. to Rail [m]	1.1	0.8	0.9	1.8	2.8	3.2
Avg. Stride Freq. [Hz]	2.4	2.6	2.5	2.5	2.5	2.4
Avg. Stride Length [m]	6.0	7.2	7.1	6.9	6.8	6.8



- [] Ranking at each section and finish
- .-.- No data available at this section
- NA No data available



Horse/Jockey Name	Capital Grenade
Final Rank	5
Fastest Section Time (Section)	0:10.62 (1000m)
Top Speed [km/h] (Section)	69.2 (1000m)
Race State	Finished



Aquis Park Gold Coast Poly QLD Professional

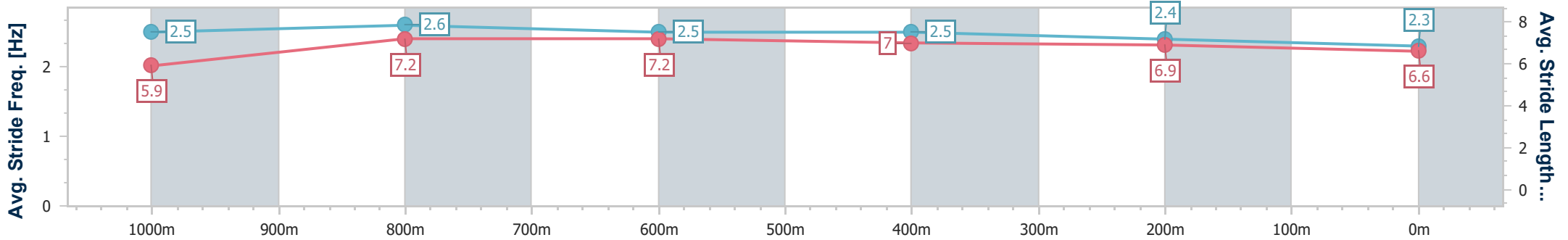
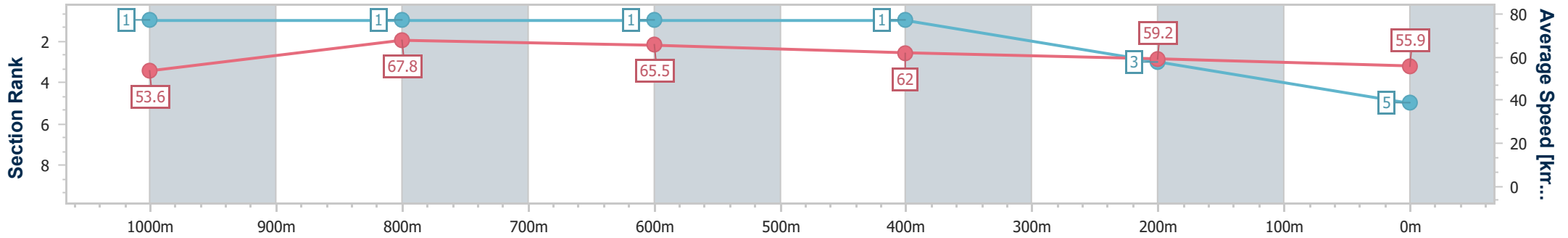
Race 1: KURRAWA SURF CLUB Maiden Plate - 1200m

20 April 2024 - 12:31

Track Rating: Synthetic, Weather: Fine, Rail Position: True



Section	Overall	1000m	800m	600m	400m	200m
Section Times	1:12.01 [5] (0:13.45)	0:58.56 [1] (0:10.62)	0:47.94 [1] (0:11.04)	0:36.90 [1] (0:11.69)	0:25.21 [1] (0:12.28)	0:12.93 [3] (0:12.93)
Average Speed [km/h]	53.6	67.8	65.5	62.0	59.2	55.9
Top Speed [km/h]	68.4	69.2	66.1	64.1	60.9	57.8
Avg. Dist. to Rail [m]	0.9	0.4	0.7	1.4	2.9	2.4
Avg. Stride Freq. [Hz]	2.5	2.6	2.5	2.5	2.4	2.3
Avg. Stride Length [m]	5.9	7.2	7.2	7.0	6.9	6.6



- [] Ranking at each section and finish
- .-.- No data available at this section
- NA No data available



Horse/Jockey Name	Thomas Max
Final Rank	6
Fastest Section Time (Section)	0:10.66 (1000m)
Top Speed [km/h] (Section)	68.6 (1000m)
Race State	Finished



Aquis Park Gold Coast Poly QLD Professional

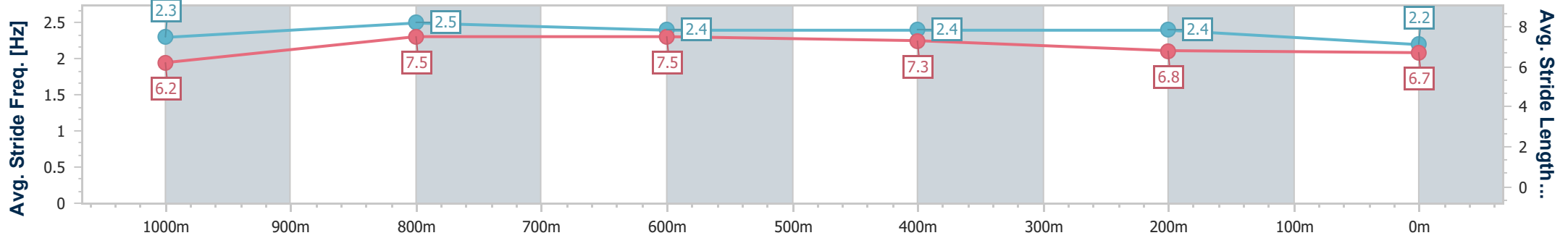
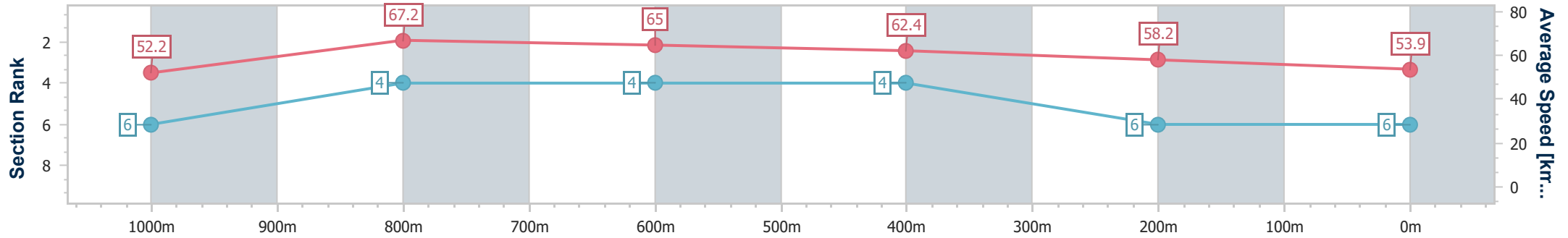
Race 1: KURRAWA SURF CLUB Maiden Plate - 1200m

20 April 2024 - 12:31

Track Rating: Synthetic, Weather: Fine, Rail Position: True



Section	Overall	1000m	800m	600m	400m	200m
Section Times	1:12.82 [6] (0:13.79)	0:59.03 [6] (0:10.66)	0:48.37 [4] (0:11.08)	0:37.29 [4] (0:11.61)	0:25.68 [4] (0:12.36)	0:13.32 [6] (0:13.32)
Average Speed [km/h]	52.2	67.2	65.0	62.4	58.2	53.9
Top Speed [km/h]	67.4	68.6	66.8	64.9	59.6	57.0
Avg. Dist. to Rail [m]	1.5	0.4	0.7	0.7	1.0	2.3
Avg. Stride Freq. [Hz]	2.3	2.5	2.4	2.4	2.4	2.2
Avg. Stride Length [m]	6.2	7.5	7.5	7.3	6.8	6.7



- [] Ranking at each section and finish
- .-.- No data available at this section
- NA No data available



Horse/Jockey Name	More Than Xtra
Final Rank	7
Fastest Section Time (Section)	0:10.95 (1000m)
Top Speed [km/h] (Section)	68.5 (1000m)
Race State	Finished



Aquis Park Gold Coast Poly QLD Professional

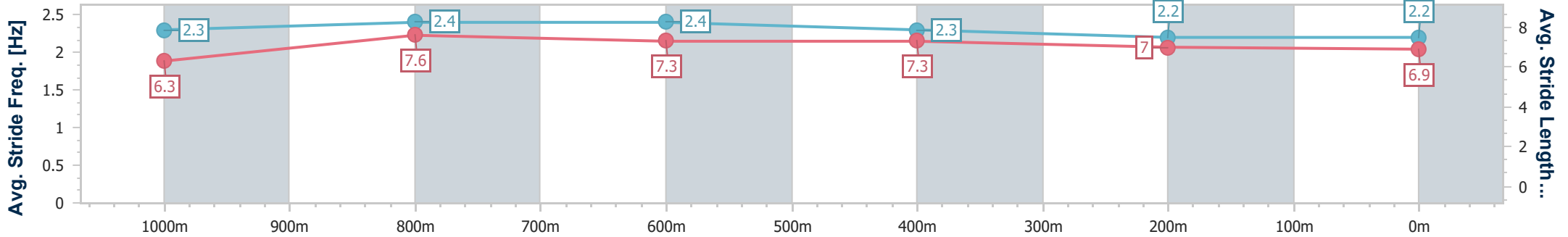
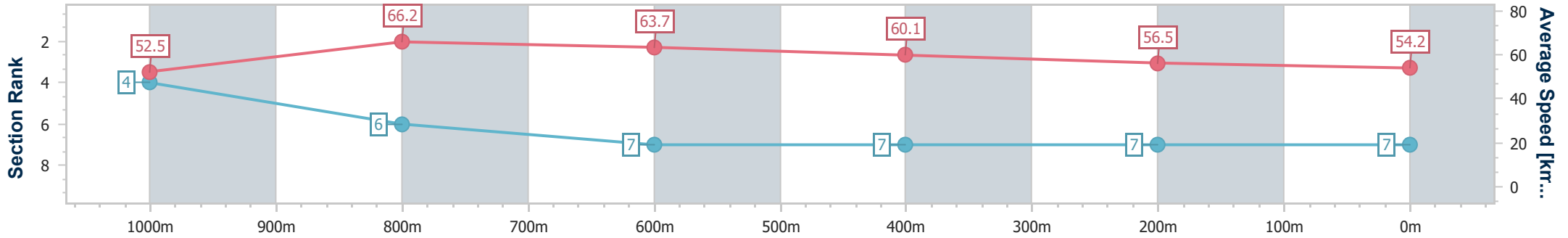
Race 1: KURRAWA SURF CLUB Maiden Plate - 1200m

20 April 2024 - 12:31

Track Rating: Synthetic, Weather: Fine, Rail Position: True



Section	Overall	1000m	800m	600m	400m	200m
Section Times	1:14.24 [7] (0:13.71)	1:00.53 [4] (0:10.95)	0:49.58 [6] (0:11.48)	0:38.10 [7] (0:12.05)	0:26.05 [7] (0:12.74)	0:13.31 [7] (0:13.31)
Average Speed [km/h]	52.5	66.2	63.7	60.1	56.5	54.2
Top Speed [km/h]	65.2	68.5	64.7	63.2	57.9	55.9
Avg. Dist. to Rail [m]	3.5	2.8	2.7	1.7	0.5	1.2
Avg. Stride Freq. [Hz]	2.3	2.4	2.4	2.3	2.2	2.2
Avg. Stride Length [m]	6.3	7.6	7.3	7.3	7.0	6.9



- [] Ranking at each section and finish
- .-.- No data available at this section
- NA No data available



Aquis Park Gold Coast Poly QLD Professional

Race 2: MAGGIE CHOO QTIS Two-Year-Old Maiden Plate - 1050m



20 April 2024 - 13:04

Track Rating: Synthetic, Weather: Fine, Rail Position: True

Section		Overall										Last 600m	
Field Times		1:00.75										0:33.59	
		(0:04.78)											
		1000m											
		0:55.97											
		(0:11.28)											
		800m											
		0:44.69											
		(0:11.10)											
		600m											
		0:33.59											
		(0:11.07)											
		400m											
		0:22.52											
		(0:11.03)											
		200m											
		0:11.49											
		(0:11.49)											
Rank	TAB	Horse/Jockey	Barrier	Top Speed [km/h]	Fastest Section	Overall	1000m	800m	600m	400m	200m	Margin	Distance Travelled [m]
1	4	SILVA 'N' SUAVE	5	66.9	0:04.78	1:00.75 [1]	0:55.97 [1]	0:44.69 [1]	0:33.55 [2]	0:22.52 [1]	0:11.49 [1]	1:00.75	0:33.55
		Jag Guthmann-Chester		800m	Overall	(0:04.78)	(0:11.28)	(0:11.14)	(0:11.03)	(0:11.03)	(0:11.49)		
2	5	THUNDEROUS	3	67.2	0:04.85	1:01.27 [2]	0:56.42 [2]	0:45.17 [2]	0:33.96 [3]	0:22.77 [3]	0:11.64 [2]	3L	0:33.96 +7
		Brendan Ward		1000m	Overall	(0:04.85)	(0:11.25)	(0:11.21)	(0:11.19)	(0:11.13)	(0:11.64)		
3	3	MISHANI HITMAN	4	68.9	0:05.07	1:01.71 [3]	0:56.64 [5]	0:45.49 [3]	0:34.55 [1]	0:23.26 [2]	0:11.79 [3]	5.5L	0:34.55 +9
		Danny Peisley		1000m	Overall	(0:05.07)	(0:11.15)	(0:10.94)	(0:11.29)	(0:11.47)	(0:11.79)		
4	10	SODAMCUTE	2	67.5	0:05.19	1:01.79 [4]	0:56.60 [8]	0:45.41 [5]	0:34.27 [4]	0:23.00 [4]	0:11.52 [4]	5.8L	0:34.27 +3
		Matthew Palmer		1000m	Overall	(0:05.19)	(0:11.19)	(0:11.14)	(0:11.27)	(0:11.48)	(0:11.52)		
5	6	HERE'S TO POWER	7	66.5	0:05.10	1:02.30 [5]	0:57.20 [6]	0:45.91 [6]	0:34.73 [5]	0:23.22 [6]	0:11.64 [5]	8.8L	0:34.73 +9
		Cody Collis		600m	Overall	(0:05.10)	(0:11.29)	(0:11.18)	(0:11.51)	(0:11.58)	(0:11.64)		
6	8	MISHANI EMPIRE	1	66.9	0:05.52	1:02.30 [6]	0:56.78 [9]	0:45.16 [9]	0:34.08 [9]	0:22.91 [9]	0:11.61 [6]	8.9L	0:34.08 +5
		Emily Lang		600m	Overall	(0:05.52)	(0:11.62)	(0:11.08)	(0:11.17)	(0:11.30)	(0:11.61)		
7	2	HORRIBLE HANK	8	67.1	0:05.05	1:02.72 [7]	0:57.67 [4]	0:46.29 [7]	0:34.87 [8]	0:23.46 [7]	0:11.84 [8]	11.2L	0:34.87 +13
		Chris Meehan		1000m	Overall	(0:05.05)	(0:11.38)	(0:11.42)	(0:11.41)	(0:11.62)	(0:11.84)		
8	9	MISHANI INVINCIBLE	9	67.0	0:05.13	1:03.11 [8]	0:57.98 [7]	0:46.58 [8]	0:35.53 [6]	0:24.06 [5]	0:12.31 [7]	13.5L	0:35.53 +6
		Luke Miller		800m	Overall	(0:05.13)	(0:11.40)	(0:11.05)	(0:11.47)	(0:11.75)	(0:12.31)		
9	7	ILIOS	6	67.6	0:05.00	1:04.74 [9]	0:59.74 [3]	0:48.48 [4]	0:36.97 [7]	0:25.40 [8]	0:13.16 [9]	23L	0:36.97 +15
		Andrew Spinks		1000m	Overall	(0:05.00)	(0:11.26)	(0:11.51)	(0:11.57)	(0:12.24)	(0:13.16)		

Scratched: Butwedid (#1)

[] Ranking at each section and finish
 -:-:- No data available at this section
 NA No data available

SCN Saddle cloth number
 DNF Did not finish
 DNT Did not track



Horse/Jockey Name	Silva 'N' Suave
Final Rank	1
Fastest Section Time (Section)	0:04.78 (Overall)
Top Speed [km/h] (Section)	66.9 (800m)
Race State	Finished



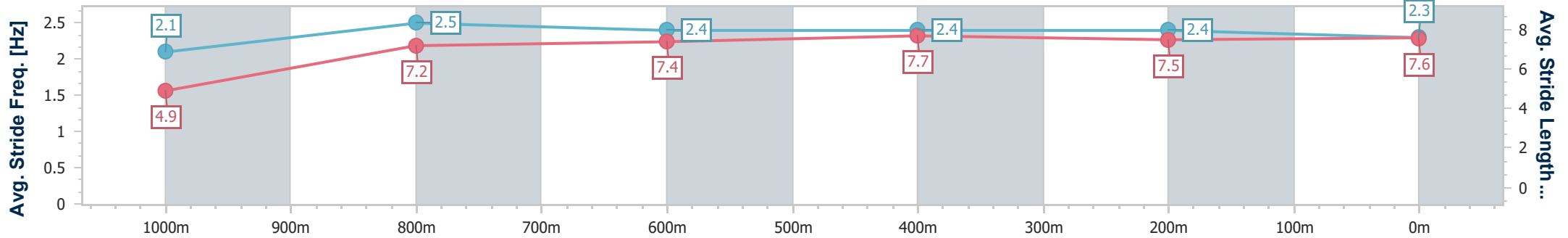
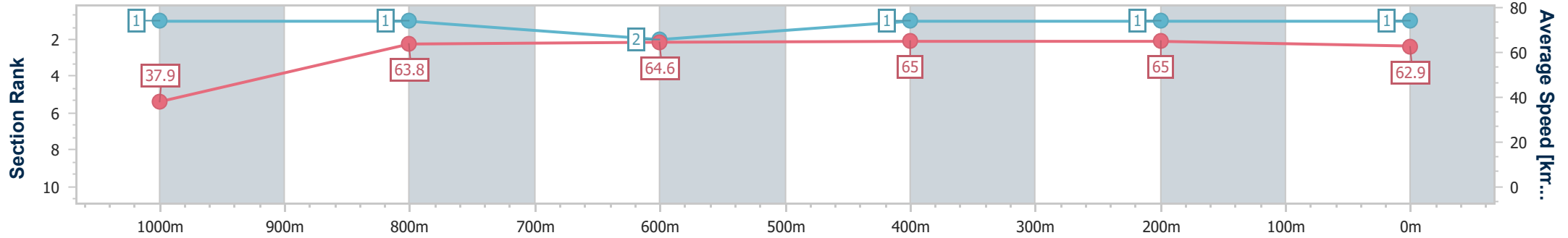
Aquis Park Gold Coast Poly QLD Professional
Race 2: MAGGIE CHOO QTIS Two-Year-Old Maiden Plate - 1050m



20 April 2024 - 13:04

Track Rating: Synthetic, Weather: Fine, Rail Position: True

Section	Overall	1000m	800m	600m	400m	200m
Section Times	1:00.75 [1] (0:04.78)	0:55.97 [1] (0:11.28)	0:44.69 [1] (0:11.14)	0:33.55 [2] (0:11.03)	0:22.52 [1] (0:11.03)	0:11.49 [1] (0:11.49)
Average Speed [km/h]	37.9	63.8	64.6	65.0	65.0	62.9
Top Speed [km/h]	58.7	65.7	66.9	66.0	66.5	65.1
Avg. Dist. to Rail [m]	4.2	1.0	0.4	0.7	0.4	0.2
Avg. Stride Freq. [Hz]	2.1	2.5	2.4	2.4	2.4	2.3
Avg. Stride Length [m]	4.9	7.2	7.4	7.7	7.5	7.6



- [] Ranking at each section and finish
- .-.- No data available at this section
- NA No data available



Horse/Jockey Name	Thunderous
Final Rank	2
Fastest Section Time (Section)	0:04.85 (Overall)
Top Speed [km/h] (Section)	67.2 (1000m)
Race State	Finished



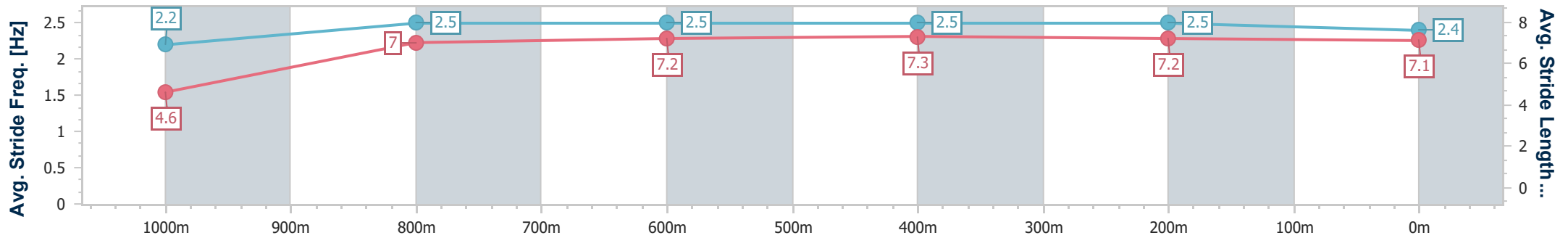
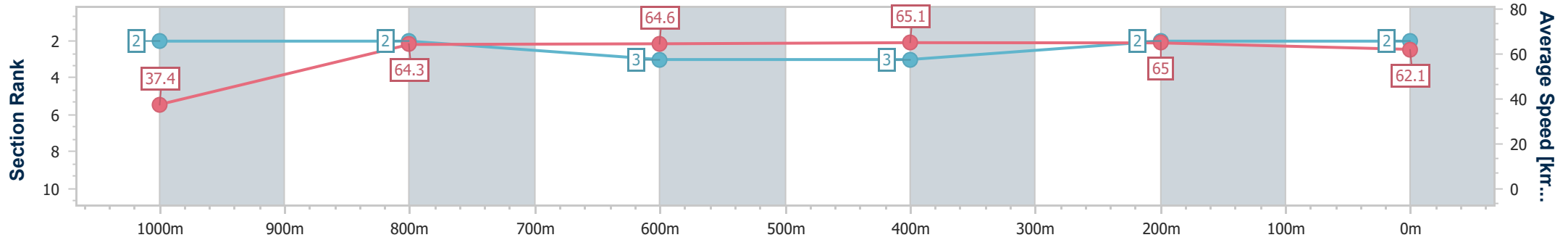
Aquis Park Gold Coast Poly QLD Professional
Race 2: MAGGIE CHOO QTIS Two-Year-Old Maiden Plate - 1050m



20 April 2024 - 13:04

Track Rating: Synthetic, Weather: Fine, Rail Position: True

Section	Overall	1000m	800m	600m	400m	200m
Section Times	1:01.27 [2] (0:04.85)	0:56.42 [2] (0:11.25)	0:45.17 [2] (0:11.21)	0:33.96 [3] (0:11.19)	0:22.77 [3] (0:11.13)	0:11.64 [2] (0:11.64)
Average Speed [km/h]	37.4	64.3	64.6	65.1	65.0	62.1
Top Speed [km/h]	55.6	67.2	65.4	65.7	65.8	64.6
Avg. Dist. to Rail [m]	2.2	1.1	2.0	1.9	1.5	2.2
Avg. Stride Freq. [Hz]	2.2	2.5	2.5	2.5	2.5	2.4
Avg. Stride Length [m]	4.6	7.0	7.2	7.3	7.2	7.1



- [] Ranking at each section and finish
- .-.- No data available at this section
- NA No data available



Horse/Jockey Name	Mishani Hitman
Final Rank	3
Fastest Section Time (Section)	0:05.07 (Overall)
Top Speed [km/h] (Section)	68.9 (1000m)
Race State	Finished



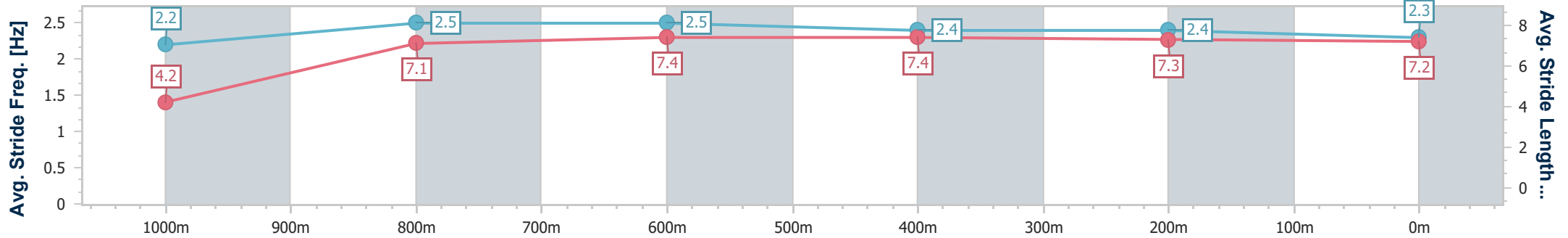
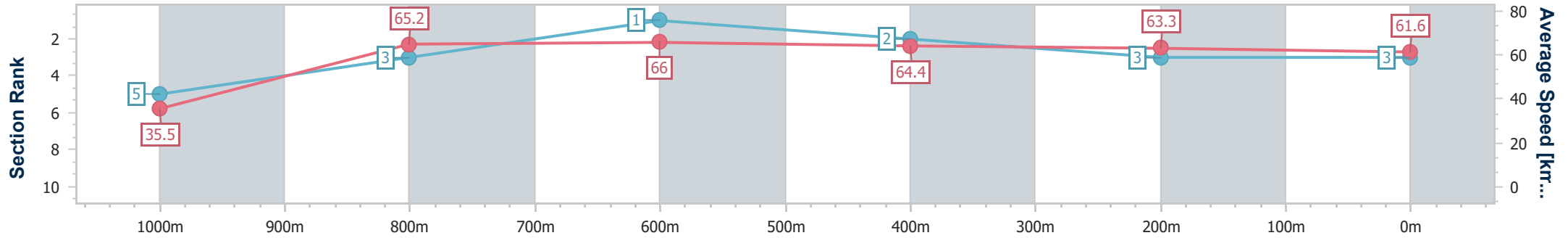
Aquis Park Gold Coast Poly QLD Professional
Race 2: MAGGIE CHOO QTIS Two-Year-Old Maiden Plate - 1050m



20 April 2024 - 13:04

Track Rating: Synthetic, Weather: Fine, Rail Position: True

Section	Overall	1000m	800m	600m	400m	200m
Section Times	1:01.71 [3] (0:05.07)	0:56.64 [5] (0:11.15)	0:45.49 [3] (0:10.94)	0:34.55 [1] (0:11.29)	0:23.26 [2] (0:11.47)	0:11.79 [3] (0:11.79)
Average Speed [km/h]	35.5	65.2	66.0	64.4	63.3	61.6
Top Speed [km/h]	55.7	68.9	67.1	65.7	64.4	63.5
Avg. Dist. to Rail [m]	2.9	2.2	1.1	2.3	3.2	3.5
Avg. Stride Freq. [Hz]	2.2	2.5	2.5	2.4	2.4	2.3
Avg. Stride Length [m]	4.2	7.1	7.4	7.4	7.3	7.2



- [] Ranking at each section and finish
- .-.- No data available at this section
- NA No data available



Horse/Jockey Name	Sodamcute
Final Rank	4
Fastest Section Time (Section)	0:05.19 (Overall)
Top Speed [km/h] (Section)	67.5 (1000m)
Race State	Finished



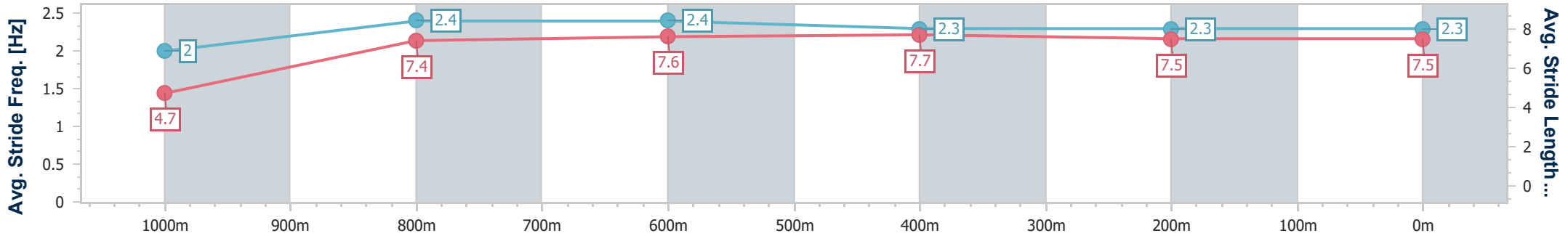
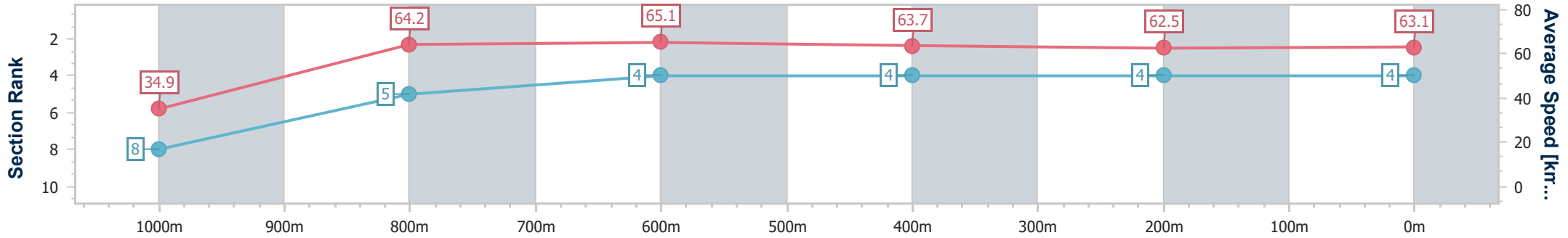
Aquis Park Gold Coast Poly QLD Professional
Race 2: MAGGIE CHOO QTIS Two-Year-Old Maiden Plate - 1050m



20 April 2024 - 13:04

Track Rating: Synthetic, Weather: Fine, Rail Position: True

Section	Overall	1000m	800m	600m	400m	200m
Section Times	1:01.79 [4] (0:05.19)	0:56.60 [8] (0:11.19)	0:45.41 [5] (0:11.14)	0:34.27 [4] (0:11.27)	0:23.00 [4] (0:11.48)	0:11.52 [4] (0:11.52)
Average Speed [km/h]	34.9	64.2	65.1	63.7	62.5	63.1
Top Speed [km/h]	54.7	67.5	66.5	65.3	63.9	63.6
Avg. Dist. to Rail [m]	0.8	0.2	0.8	0.3	0.6	1.1
Avg. Stride Freq. [Hz]	2.0	2.4	2.4	2.3	2.3	2.3
Avg. Stride Length [m]	4.7	7.4	7.6	7.7	7.5	7.5



- [] Ranking at each section and finish
- .-.- No data available at this section
- NA No data available



Horse/Jockey Name	Here's To Power
Final Rank	5
Fastest Section Time (Section)	0:05.10 (Overall)
Top Speed [km/h] (Section)	66.5 (600m)
Race State	Finished



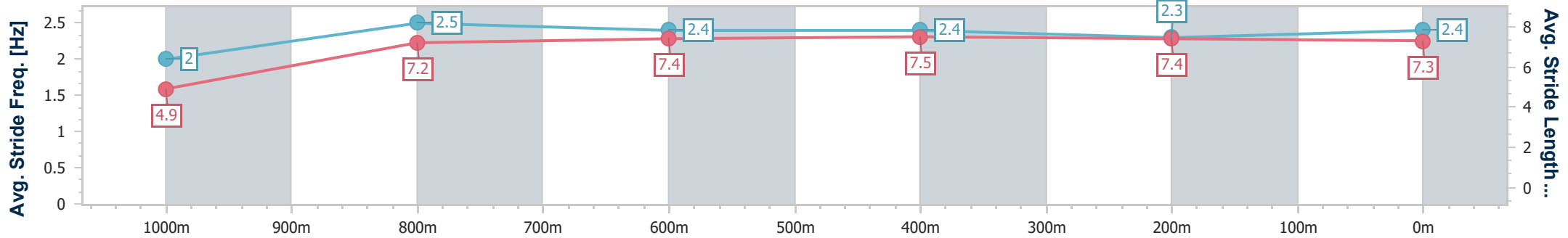
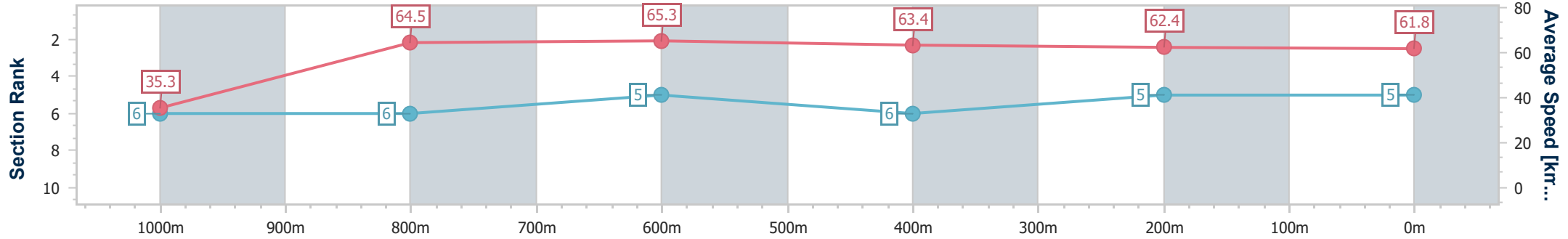
Aquis Park Gold Coast Poly QLD Professional
Race 2: MAGGIE CHOO QTIS Two-Year-Old Maiden Plate - 1050m



20 April 2024 - 13:04

Track Rating: Synthetic, Weather: Fine, Rail Position: True

Section	Overall	1000m	800m	600m	400m	200m
Section Times	1:02.30 [5] (0:05.10)	0:57.20 [6] (0:11.29)	0:45.91 [6] (0:11.18)	0:34.73 [5] (0:11.51)	0:23.22 [6] (0:11.58)	0:11.64 [5] (0:11.64)
Average Speed [km/h]	35.3	64.5	65.3	63.4	62.4	61.8
Top Speed [km/h]	56.4	66.4	66.4	66.5	63.9	64.1
Avg. Dist. to Rail [m]	5.5	3.5	2.8	2.8	2.8	3.8
Avg. Stride Freq. [Hz]	2.0	2.5	2.4	2.4	2.3	2.4
Avg. Stride Length [m]	4.9	7.2	7.4	7.5	7.4	7.3



- [] Ranking at each section and finish
- .-.-.- No data available at this section
- NA No data available



Horse/Jockey Name	Mishani Empire
Final Rank	6
Fastest Section Time (Section)	0:05.52 (Overall)
Top Speed [km/h] (Section)	66.9 (600m)
Race State	Finished



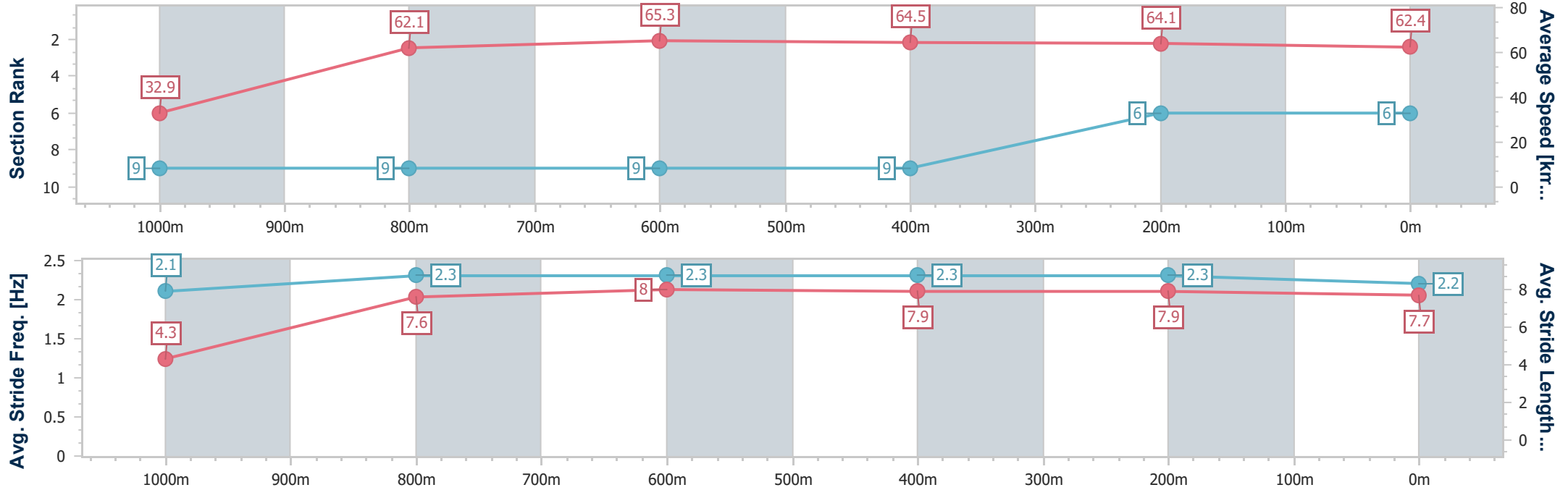
Aquis Park Gold Coast Poly QLD Professional
Race 2: MAGGIE CHOO QTIS Two-Year-Old Maiden Plate - 1050m



20 April 2024 - 13:04

Track Rating: Synthetic, Weather: Fine, Rail Position: True

Section	Overall	1000m	800m	600m	400m	200m
Section Times	1:02.30 [6] (0:05.52)	0:56.78 [9] (0:11.62)	0:45.16 [9] (0:11.08)	0:34.08 [9] (0:11.17)	0:22.91 [9] (0:11.30)	0:11.61 [6] (0:11.61)
Average Speed [km/h]	32.9	62.1	65.3	64.5	64.1	62.4
Top Speed [km/h]	52.1	66.0	66.5	66.9	65.3	64.3
Avg. Dist. to Rail [m]	0.3	0.4	0.9	0.6	4.4	6.4
Avg. Stride Freq. [Hz]	2.1	2.3	2.3	2.3	2.3	2.2
Avg. Stride Length [m]	4.3	7.6	8.0	7.9	7.9	7.7



- [] Ranking at each section and finish
- .-.- No data available at this section
- NA No data available



Horse/Jockey Name	Horrible Hank
Final Rank	7
Fastest Section Time (Section)	0:05.05 (Overall)
Top Speed [km/h] (Section)	67.1 (1000m)
Race State	Finished



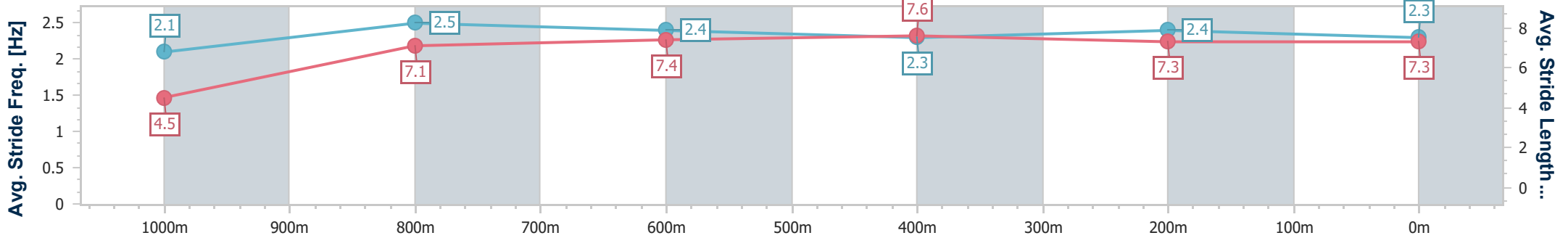
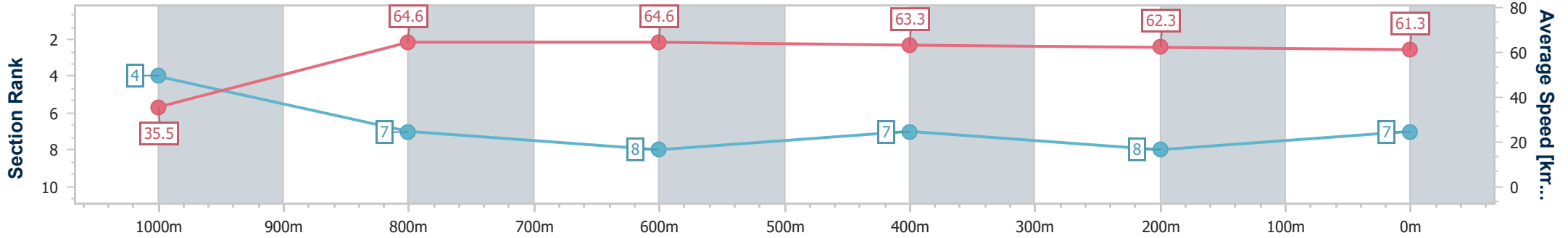
Aquis Park Gold Coast Poly QLD Professional
 Race 2: MAGGIE CHOO QTIS Two-Year-Old Maiden Plate - 1050m



20 April 2024 - 13:04

Track Rating: Synthetic, Weather: Fine, Rail Position: True

Section	Overall	1000m	800m	600m	400m	200m
Section Times	1:02.72 [7] (0:05.05)	0:57.67 [4] (0:11.38)	0:46.29 [7] (0:11.42)	0:34.87 [8] (0:11.41)	0:23.46 [7] (0:11.62)	0:11.84 [8] (0:11.84)
Average Speed [km/h]	35.5	64.6	64.6	63.3	62.3	61.3
Top Speed [km/h]	56.8	67.1	66.3	64.4	64.6	63.0
Avg. Dist. to Rail [m]	6.9	5.9	3.8	1.2	5.0	6.7
Avg. Stride Freq. [Hz]	2.1	2.5	2.4	2.3	2.4	2.3
Avg. Stride Length [m]	4.5	7.1	7.4	7.6	7.3	7.3



- [] Ranking at each section and finish
- .-.- No data available at this section
- NA No data available



Horse/Jockey Name	Mishani Invincible
Final Rank	8
Fastest Section Time (Section)	0:05.13 (Overall)
Top Speed [km/h] (Section)	67.0 (800m)
Race State	Finished



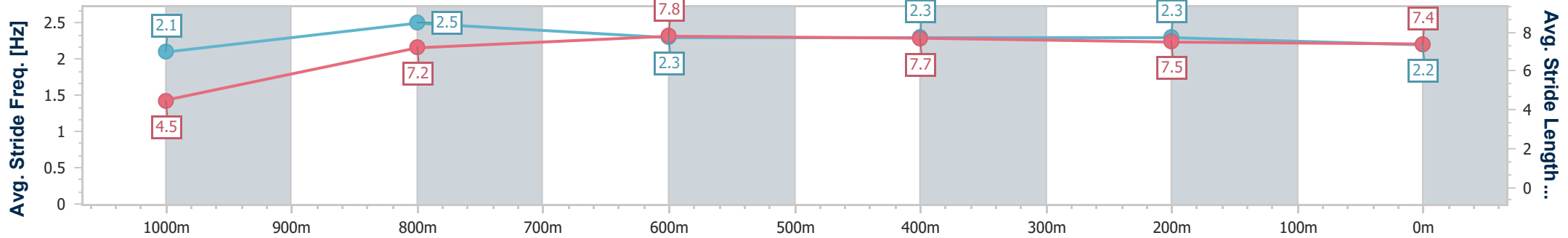
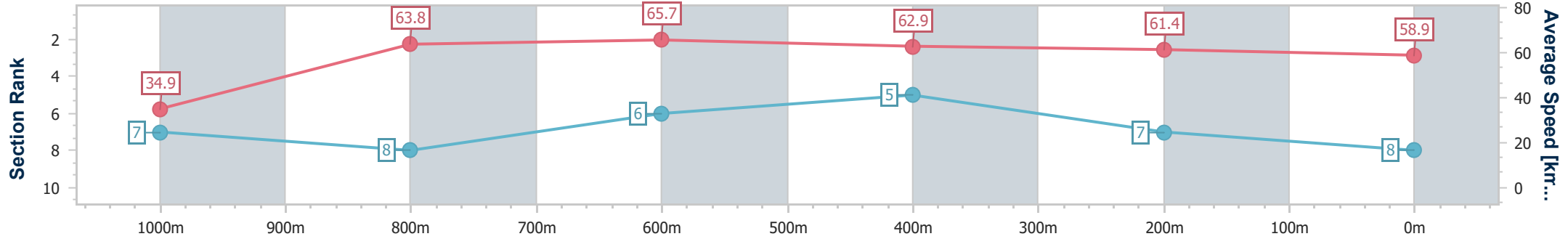
Aquis Park Gold Coast Poly QLD Professional
Race 2: MAGGIE CHOO QTIS Two-Year-Old Maiden Plate - 1050m



20 April 2024 - 13:04

Track Rating: Synthetic, Weather: Fine, Rail Position: True

Section	Overall	1000m	800m	600m	400m	200m
Section Times	1:03.11 [8] (0:05.13)	0:57.98 [7] (0:11.40)	0:46.58 [8] (0:11.05)	0:35.53 [6] (0:11.47)	0:24.06 [5] (0:11.75)	0:12.31 [7]
Average Speed [km/h]	34.9	63.8	65.7	62.9	61.4	58.9
Top Speed [km/h]	54.1	66.8	67.0	65.0	62.3	60.5
Avg. Dist. to Rail [m]	7.6	4.0	1.2	1.0	0.8	0.6
Avg. Stride Freq. [Hz]	2.1	2.5	2.3	2.3	2.3	2.2
Avg. Stride Length [m]	4.5	7.2	7.8	7.7	7.5	7.4



- [] Ranking at each section and finish
- .-.- No data available at this section
- NA No data available



Horse/Jockey Name	Ilios
Final Rank	9
Fastest Section Time (Section)	0:05.00 (Overall)
Top Speed [km/h] (Section)	67.6 (1000m)
Race State	Finished



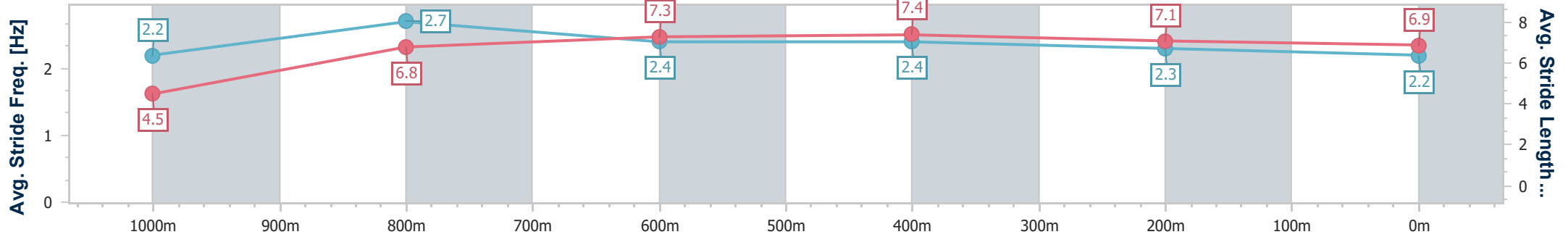
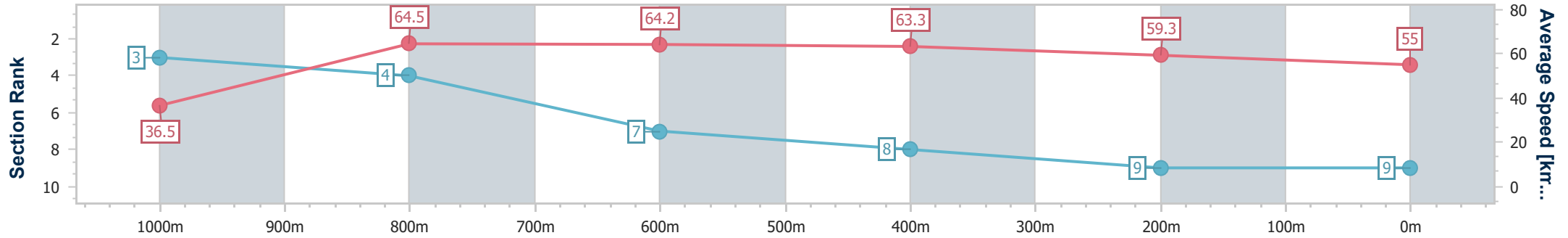
Aquis Park Gold Coast Poly QLD Professional
 Race 2: MAGGIE CHOO QTIS Two-Year-Old Maiden Plate - 1050m



20 April 2024 - 13:04

Track Rating: Synthetic, Weather: Fine, Rail Position: True

Section	Overall	1000m	800m	600m	400m	200m
Section Times	1:04.74 [9] (0:05.00)	0:59.74 [3] (0:11.26)	0:48.48 [4] (0:11.51)	0:36.97 [7] (0:11.57)	0:25.40 [8] (0:12.24)	0:13.16 [9] (0:13.16)
Average Speed [km/h]	36.5	64.5	64.2	63.3	59.3	55.0
Top Speed [km/h]	55.3	67.6	66.7	66.0	61.1	56.7
Avg. Dist. to Rail [m]	4.1	2.8	4.4	3.6	4.6	4.0
Avg. Stride Freq. [Hz]	2.2	2.7	2.4	2.4	2.3	2.2
Avg. Stride Length [m]	4.5	6.8	7.3	7.4	7.1	6.9



- [] Ranking at each section and finish
- .-.- No data available at this section
- NA No data available



Aquis Park Gold Coast Poly QLD Professional
Race 3: BLOWFISH OCEAN GRILL + BAR QTIS Three-Year-Old Maiden
Handicap - 1050m
20 April 2024 - 13:39



Track Rating: Synthetic, Weather: Fine, Rail Position: True

Section		Overall	1000m	800m	600m	400m	200m	Last 600m					
Field Times		1:01.17 (0:05.06)	0:56.11 (0:11.09)	0:45.02 (0:11.05)	0:33.97 (0:11.24)	0:22.73 (0:11.24)	0:11.49 (0:11.49)	0:33.97					
Rank	TAB Horse/Jockey	Barrier	Top Speed [km/h]	Fastest Section								Margin	Distance Travelled [m]
1	6 MISSILE ONE Cody Collis	1	68.7 1000m	0:05.21 Overall	1:01.17 [1] (0:05.21)	0:55.96 [5] (0:10.96)	0:45.00 [2] (0:11.03)	0:33.97 [1] (0:11.24)	0:22.73 [1] (0:11.24)	0:11.49 [1] (0:11.49)	1:01.17	0:33.97	
2	1 EPIC FLASH Jag Guthmann-Chester	4	67.1 1000m	0:05.27 Overall	1:01.31 [2] (0:05.27)	0:56.04 [7] (0:11.20)	0:44.84 [5] (0:11.07)	0:33.77 [3] (0:11.01)	0:22.76 [2] (0:11.18)	0:11.58 [2] (0:11.58)	0.8L	0:33.77	+0
3	8 SILVERADO MISS Paul Hammersley	9	66.1 600m	0:05.18 Overall	1:02.06 [3] (0:05.18)	0:56.88 [4] (0:11.43)	0:45.45 [7] (0:11.26)	0:34.19 [8] (0:11.34)	0:22.85 [6] (0:11.33)	0:11.52 [3] (0:11.52)	5.1L	0:34.19	+5
4	11 EXCEED TO AMBITION Jai Williams	7	68.3 1000m	0:05.07 Overall	1:02.45 [4] (0:05.07)	0:57.38 [2] (0:11.14)	0:46.24 [3] (0:11.45)	0:34.79 [4] (0:11.28)	0:23.51 [4] (0:11.64)	0:11.87 [4] (0:11.87)	7.4L	0:34.79	+2
5	7 ONATARE Wanderson D'Avila	8	66.8 1000m	0:05.46 Overall	1:02.55 [5] (0:05.46)	0:57.09 [9] (0:11.28)	0:45.81 [8] (0:11.12)	0:34.69 [7] (0:11.48)	0:23.21 [8] (0:11.53)	0:11.68 [7] (0:11.68)	7.9L	0:34.69	+9
6	12 DESTINY DALAI Luke Miller	10	66.5 1000m	0:05.13 Overall	1:02.61 [6] (0:05.13)	0:57.48 [3] (0:11.24)	0:46.24 [4] (0:11.39)	0:34.85 [5] (0:11.38)	0:23.47 [5] (0:11.53)	0:11.94 [5] (0:11.94)	8.1L	0:34.85	+7
7	3 GO THE GUINNESS Danny Peisley	5	66.8 1000m	0:05.46 Overall	1:03.09 [7] (0:05.46)	0:57.63 [8] (0:11.30)	0:46.33 [9] (0:11.23)	0:35.10 [9] (0:11.43)	0:23.67 [9] (0:11.58)	0:12.09 [8] (0:12.09)	10.9L	0:35.10	-2
8	5 HANK THE HUSTLER Yvette Lewis	3	66.6 1000m	0:05.06 Overall	1:03.35 [8] (0:05.06)	0:58.29 [1] (0:11.09)	0:47.20 [1] (0:11.32)	0:35.88 [2] (0:11.39)	0:24.49 [3] (0:11.87)	0:12.62 [6] (0:12.62)	12.4L	0:35.88	+1
9	10 TWOPOINTFOUR Lilli Barr	2	67.3 1000m	0:05.22 Overall	1:03.98 [9] (0:05.22)	0:58.76 [6] (0:11.28)	0:47.48 [6] (0:11.32)	0:36.16 [6] (0:11.50)	0:24.66 [7] (0:11.98)	0:12.68 [9] (0:12.68)	15.9L	0:36.16	-1

Scratched: Woolmar (#2), She's A Ferrari (#9), Pass The Wine (#4)

[] Ranking at each section and finish
 -:-:- No data available at this section
 NA No data available
 SCN Saddle cloth number
 DNF Did not finish
 DNT Did not track



Horse/Jockey Name	Missile One
Final Rank	1
Fastest Section Time (Section)	0:05.21 (Overall)
Top Speed [km/h] (Section)	68.7 (1000m)
Race State	Finished



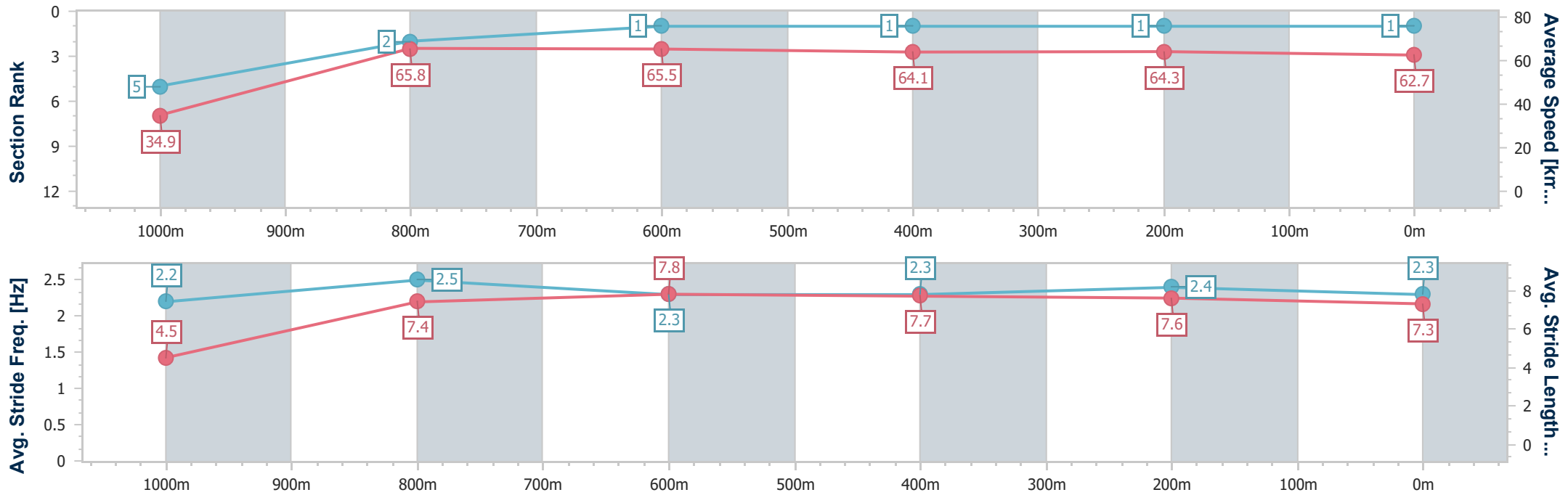
Aquis Park Gold Coast Poly QLD Professional
 Race 3: BLOWFISH OCEAN GRILL + BAR QTIS Three-Year-Old MAIDEN HANDICAP - 1050m



20 April 2024 - 13:39

Track Rating: Synthetic, Weather: Fine, Rail Position: True

Section	Overall	1000m	800m	600m	400m	200m
Section Times	1:01.17 [1] (0:05.21)	0:55.96 [5] (0:10.96)	0:45.00 [2] (0:11.03)	0:33.97 [1] (0:11.24)	0:22.73 [1] (0:11.24)	0:11.49 [1] (0:11.49)
Average Speed [km/h]	34.9	65.8	65.5	64.1	64.3	62.7
Top Speed [km/h]	56.6	68.7	66.8	65.2	66.6	67.3
Avg. Dist. to Rail [m]	0.6	0.7	0.9	1.1	1.2	2.4
Avg. Stride Freq. [Hz]	2.2	2.5	2.3	2.3	2.4	2.3
Avg. Stride Length [m]	4.5	7.4	7.8	7.7	7.6	7.3



- [] Ranking at each section and finish
- .-.- No data available at this section
- NA No data available



Horse/Jockey Name	Epic Flash
Final Rank	2
Fastest Section Time (Section)	0:05.27 (Overall)
Top Speed [km/h] (Section)	67.1 (1000m)
Race State	Finished

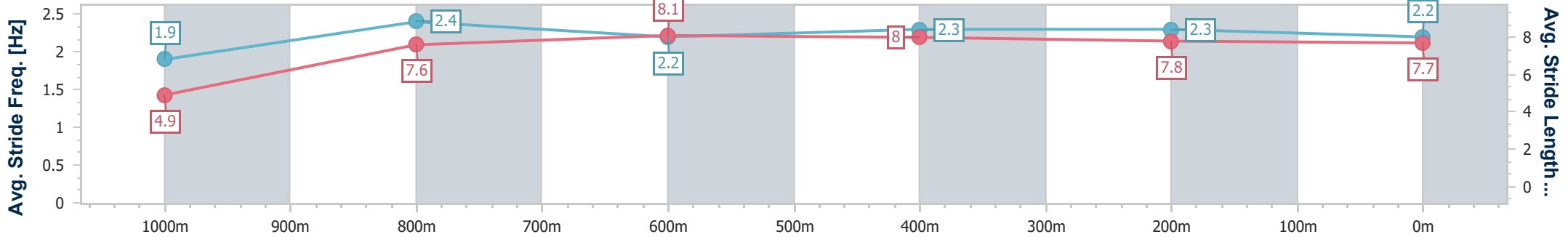
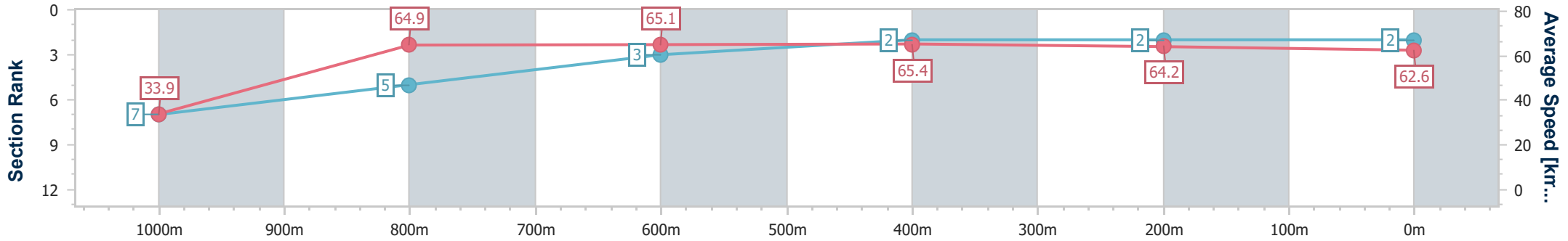


Aquis Park Gold Coast Poly QLD Professional
 Race 3: BLOWFISH OCEAN GRILL + BAR QTIS Three-Year-Old MAIDEN HANDICAP - 1050m
 AQUIS PARK
 HOME OF THE GOLD COAST
 TURF CLUB & SPORT CENTRE

20 April 2024 - 13:39

Track Rating: Synthetic, Weather: Fine, Rail Position: True

Section	Overall	1000m	800m	600m	400m	200m
Section Times	1:01.31 [2] (0:05.27)	0:56.04 [7] (0:11.20)	0:44.84 [5] (0:11.07)	0:33.77 [3] (0:11.01)	0:22.76 [2] (0:11.18)	0:11.58 [2] (0:11.58)
Average Speed [km/h]	33.9	64.9	65.1	65.4	64.2	62.6
Top Speed [km/h]	56.3	67.1	67.1	66.7	64.8	63.4
Avg. Dist. to Rail [m]	3.8	2.6	0.7	0.4	2.4	4.3
Avg. Stride Freq. [Hz]	1.9	2.4	2.2	2.3	2.3	2.2
Avg. Stride Length [m]	4.9	7.6	8.1	8.0	7.8	7.7



- [] Ranking at each section and finish
- .-.- No data available at this section
- NA No data available



Horse/Jockey Name	Silverado Miss
Final Rank	3
Fastest Section Time (Section)	0:05.18 (Overall)
Top Speed [km/h] (Section)	66.1 (600m)
Race State	Finished



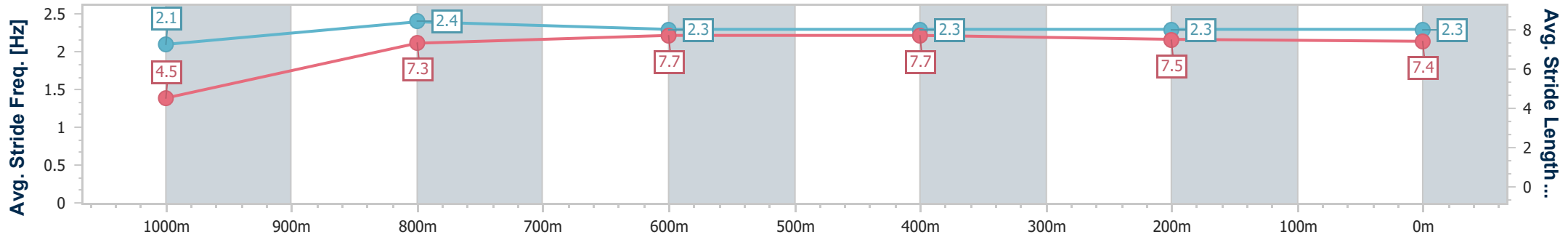
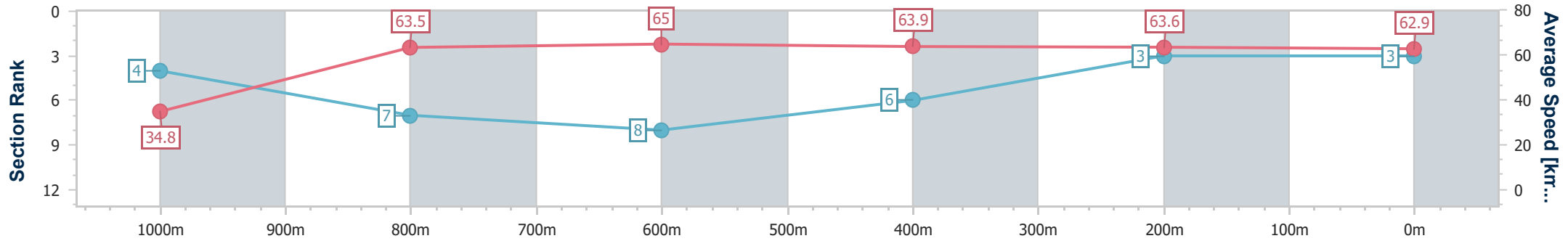
Aquis Park Gold Coast Poly QLD Professional
 Race 3: BLOWFISH OCEAN GRILL + BAR QTIS Three-Year-Old MAIDEN HANDICAP - 1050m



20 April 2024 - 13:39

Track Rating: Synthetic, Weather: Fine, Rail Position: True

Section	Overall	1000m	800m	600m	400m	200m
Section Times	1:02.06 [3] (0:05.18)	0:56.88 [4] (0:11.43)	0:45.45 [7] (0:11.26)	0:34.19 [8] (0:11.34)	0:22.85 [6] (0:11.33)	0:11.52 [3] (0:11.52)
Average Speed [km/h]	34.8	63.5	65.0	63.9	63.6	62.9
Top Speed [km/h]	54.8	65.3	65.7	66.1	64.7	64.1
Avg. Dist. to Rail [m]	7.4	4.1	2.7	2.1	0.6	1.5
Avg. Stride Freq. [Hz]	2.1	2.4	2.3	2.3	2.3	2.3
Avg. Stride Length [m]	4.5	7.3	7.7	7.7	7.5	7.4



- [] Ranking at each section and finish
- .-.- No data available at this section
- NA No data available



Horse/Jockey Name	Exceed To Ambition
Final Rank	4
Fastest Section Time (Section)	0:05.07 (Overall)
Top Speed [km/h] (Section)	68.3 (1000m)
Race State	Finished



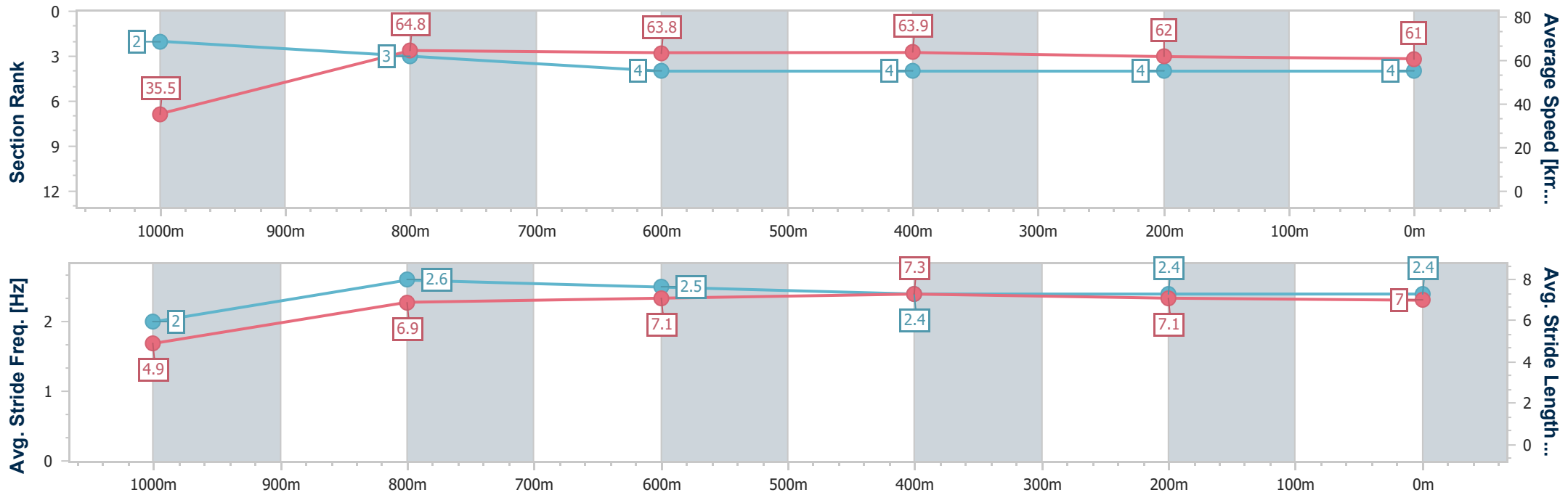
Aquis Park Gold Coast Poly QLD Professional
 Race 3: BLOWFISH OCEAN GRILL + BAR QTIS Three-Year-Old MAIDEN HANDICAP - 1050m



20 April 2024 - 13:39

Track Rating: Synthetic, Weather: Fine, Rail Position: True

Section	Overall	1000m	800m	600m	400m	200m
Section Times	1:02.45 [4] (0:05.07)	0:57.38 [2] (0:11.14)	0:46.24 [3] (0:11.45)	0:34.79 [4] (0:11.28)	0:23.51 [4] (0:11.64)	0:11.87 [4] (0:11.87)
Average Speed [km/h]	35.5	64.8	63.8	63.9	62.0	61.0
Top Speed [km/h]	56.7	68.3	64.9	64.9	63.7	63.7
Avg. Dist. to Rail [m]	5.1	3.1	2.2	1.5	2.1	4.3
Avg. Stride Freq. [Hz]	2.0	2.6	2.5	2.4	2.4	2.4
Avg. Stride Length [m]	4.9	6.9	7.1	7.3	7.1	7.0



- [] Ranking at each section and finish
- .-.- No data available at this section
- NA No data available



Horse/Jockey Name	Onatare
Final Rank	5
Fastest Section Time (Section)	0:05.46 (Overall)
Top Speed [km/h] (Section)	66.8 (1000m)
Race State	Finished



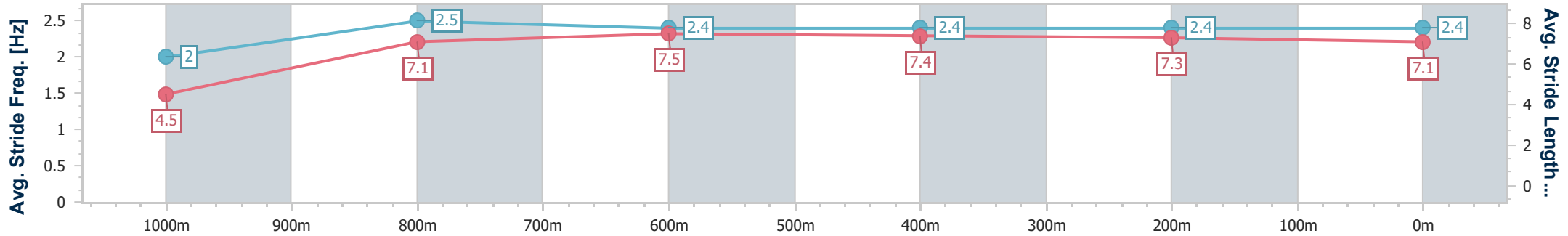
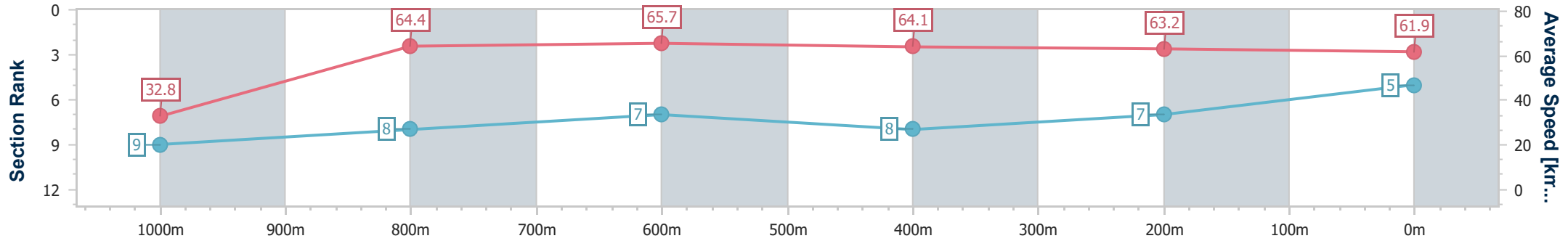
Aquis Park Gold Coast Poly QLD Professional
 Race 3: BLOWFISH OCEAN GRILL + BAR QTIS Three-Year-Old MAIDEN HANDICAP - 1050M



20 April 2024 - 13:39

Track Rating: Synthetic, Weather: Fine, Rail Position: True

Section	Overall	1000m	800m	600m	400m	200m
Section Times	1:02.55 [5] (0:05.46)	0:57.09 [9] (0:11.28)	0:45.81 [8] (0:11.12)	0:34.69 [7] (0:11.48)	0:23.21 [8] (0:11.53)	0:11.68 [7] (0:11.68)
Average Speed [km/h]	32.8	64.4	65.7	64.1	63.2	61.9
Top Speed [km/h]	56.3	66.8	66.8	65.3	65.3	62.9
Avg. Dist. to Rail [m]	5.8	3.8	2.7	4.2	5.7	5.8
Avg. Stride Freq. [Hz]	2.0	2.5	2.4	2.4	2.4	2.4
Avg. Stride Length [m]	4.5	7.1	7.5	7.4	7.3	7.1



- [] Ranking at each section and finish
- .-.- No data available at this section
- NA No data available



Horse/Jockey Name	Destiny Dalai
Final Rank	6
Fastest Section Time (Section)	0:05.13 (Overall)
Top Speed [km/h] (Section)	66.5 (1000m)
Race State	Finished



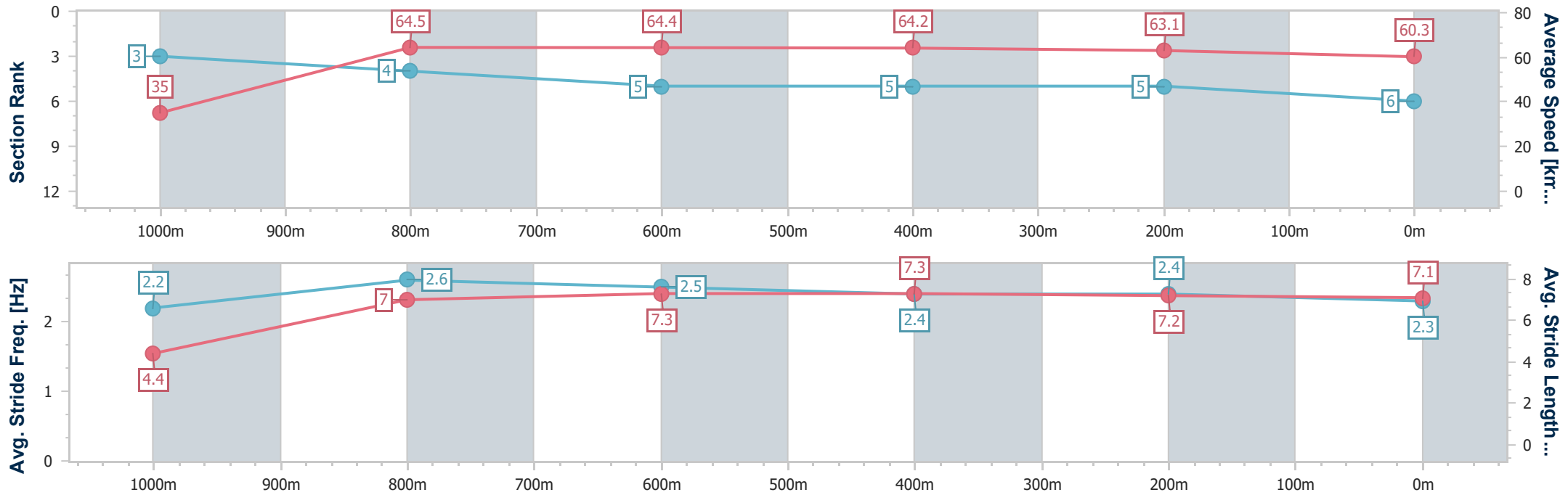
Aquis Park Gold Coast Poly QLD Professional
 Race 3: BLOWFISH OCEAN GRILL + BAR QTIS Three-Year-Old MAIDEN HANDICAP - 1050m



20 April 2024 - 13:39

Track Rating: Synthetic, Weather: Fine, Rail Position: True

Section	Overall	1000m	800m	600m	400m	200m
Section Times	1:02.61 [6] (0:05.13)	0:57.48 [3] (0:11.24)	0:46.24 [4] (0:11.39)	0:34.85 [5] (0:11.38)	0:23.47 [5] (0:11.53)	0:11.94 [5] (0:11.94)
Average Speed [km/h]	35.0	64.5	64.4	64.2	63.1	60.3
Top Speed [km/h]	56.5	66.5	66.3	65.4	64.7	62.4
Avg. Dist. to Rail [m]	8.0	4.8	3.1	3.7	5.3	5.9
Avg. Stride Freq. [Hz]	2.2	2.6	2.5	2.4	2.4	2.3
Avg. Stride Length [m]	4.4	7.0	7.3	7.3	7.2	7.1



- [] Ranking at each section and finish
- .-.- No data available at this section
- NA No data available



Horse/Jockey Name	Go The Guinness
Final Rank	7
Fastest Section Time (Section)	0:05.46 (Overall)
Top Speed [km/h] (Section)	66.8 (1000m)
Race State	Finished



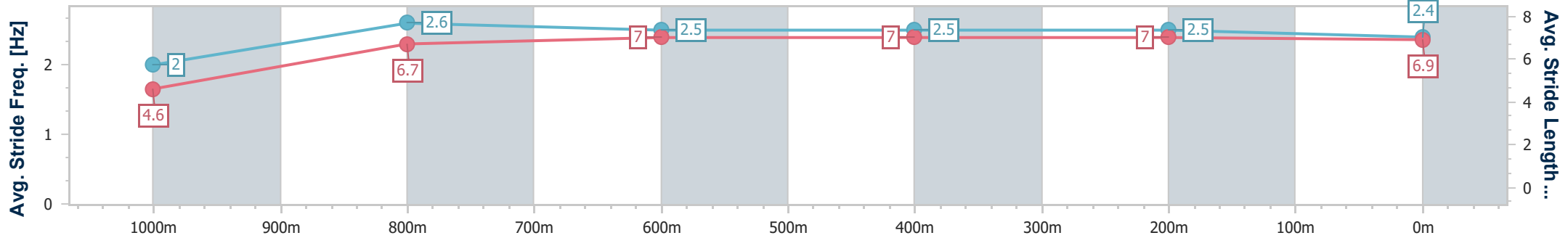
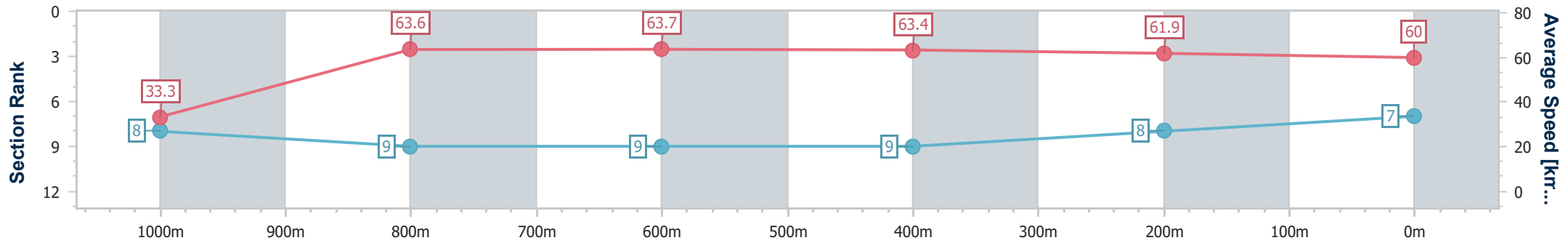
Aquis Park Gold Coast Poly QLD Professional
 Race 3: BLOWFISH OCEAN GRILL + BAR QTIS Three-Year-Old MAIDEN HANDICAP - 1050M



20 April 2024 - 13:39

Track Rating: Synthetic, Weather: Fine, Rail Position: True

Section	Overall	1000m	800m	600m	400m	200m
Section Times	1:03.09 [7] (0:05.46)	0:57.63 [8] (0:11.30)	0:46.33 [9] (0:11.23)	0:35.10 [9] (0:11.43)	0:23.67 [9] (0:11.58)	0:12.09 [8] (0:12.09)
Average Speed [km/h]	33.3	63.6	63.7	63.4	61.9	60.0
Top Speed [km/h]	54.9	66.8	65.1	64.8	63.5	62.0
Avg. Dist. to Rail [m]	3.5	1.2	1.3	0.9	1.4	2.1
Avg. Stride Freq. [Hz]	2.0	2.6	2.5	2.5	2.5	2.4
Avg. Stride Length [m]	4.6	6.7	7.0	7.0	7.0	6.9



- [] Ranking at each section and finish
- .-.- No data available at this section
- NA No data available



Horse/Jockey Name	Hank The Hustler
Final Rank	8
Fastest Section Time (Section)	0:05.06 (Overall)
Top Speed [km/h] (Section)	66.6 (1000m)
Race State	Finished



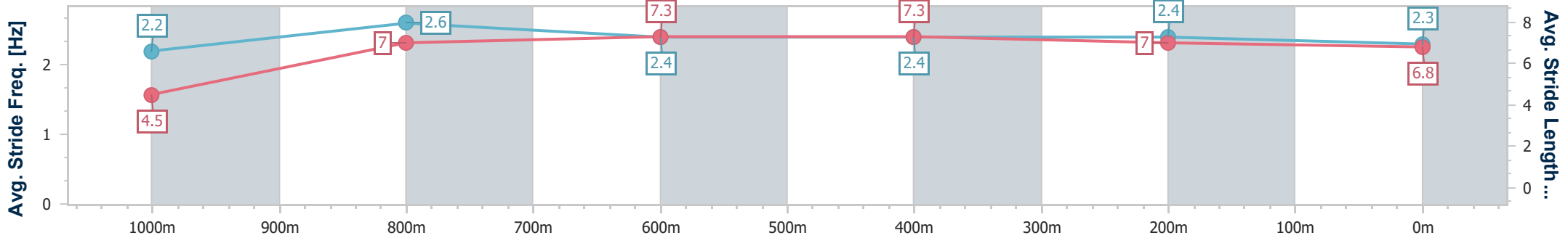
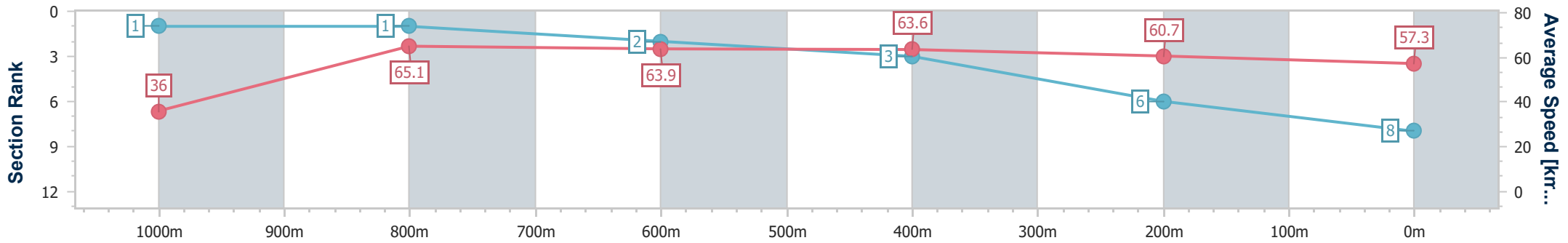
Aquis Park Gold Coast Poly QLD Professional
 Race 3: BLOWFISH OCEAN GRILL + BAR QTIS Three-Year-Old MAIDEN HANDICAP - 1050m



20 April 2024 - 13:39

Track Rating: Synthetic, Weather: Fine, Rail Position: True

Section	Overall	1000m	800m	600m	400m	200m
Section Times	1:03.35 [8] (0:05.06)	0:58.29 [1] (0:11.09)	0:47.20 [1] (0:11.32)	0:35.88 [2] (0:11.39)	0:24.49 [3] (0:11.87)	0:12.62 [6] (0:12.62)
Average Speed [km/h]	36.0	65.1	63.9	63.6	60.7	57.3
Top Speed [km/h]	56.7	66.6	65.6	65.2	63.3	60.3
Avg. Dist. to Rail [m]	2.5	1.6	1.0	1.3	3.2	5.7
Avg. Stride Freq. [Hz]	2.2	2.6	2.4	2.4	2.4	2.3
Avg. Stride Length [m]	4.5	7.0	7.3	7.3	7.0	6.8



- [] Ranking at each section and finish
- .-.- No data available at this section
- NA No data available



Horse/Jockey Name	Twopointfour
Final Rank	9
Fastest Section Time (Section)	0:05.22 (Overall)
Top Speed [km/h] (Section)	67.3 (1000m)
Race State	Finished

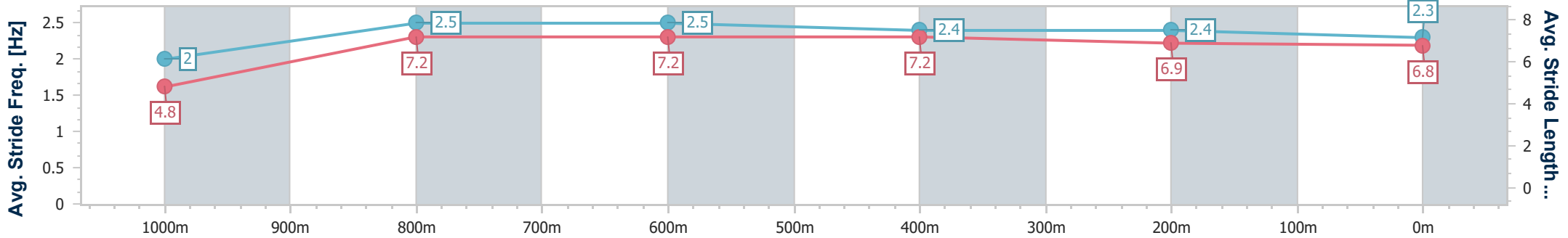
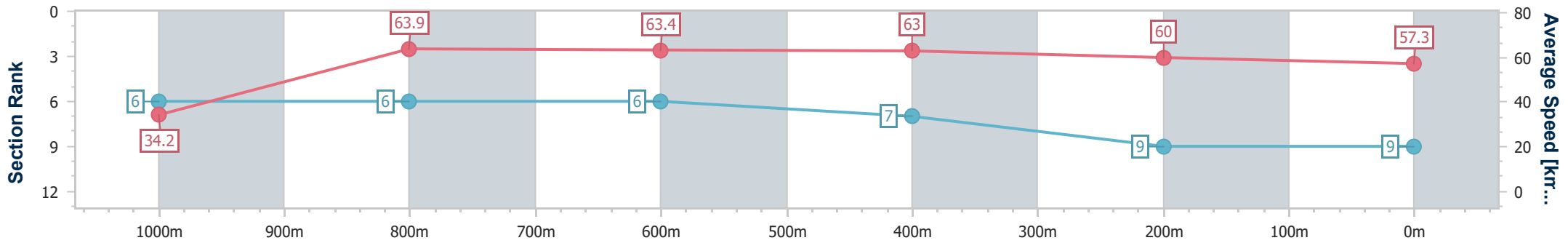


Aquis Park Gold Coast Poly QLD Professional
 Race 3: BLOWFISH OCEAN GRILL + BAR QTIS Three-Year-Old MAIDEN HANDICAP - 1050m
 AQUIS PARK
 HOME OF THE GOLD COAST
 TURF CLUB & SPORT CENTRE

20 April 2024 - 13:39

Track Rating: Synthetic, Weather: Fine, Rail Position: True

Section	Overall	1000m	800m	600m	400m	200m
Section Times	1:03.98 [9] (0:05.22)	0:58.76 [6] (0:11.28)	0:47.48 [6] (0:11.32)	0:36.16 [6] (0:11.50)	0:24.66 [7] (0:11.98)	0:12.68 [9] (0:12.68)
Average Speed [km/h]	34.2	63.9	63.4	63.0	60.0	57.3
Top Speed [km/h]	55.4	67.3	64.8	65.1	61.0	59.1
Avg. Dist. to Rail [m]	1.3	0.9	0.5	0.4	1.0	1.7
Avg. Stride Freq. [Hz]	2.0	2.5	2.5	2.4	2.4	2.3
Avg. Stride Length [m]	4.8	7.2	7.2	7.2	6.9	6.8



- [] Ranking at each section and finish
- .-.- No data available at this section
- NA No data available

Track Rating: Synthetic, Weather: Fine, Rail Position: True

Section		Overall	1400m	1200m	1000m	800m	600m	400m	Last 600m					
Field Times		1:33.97 (0:10.53)	1:23.44 (0:12.43)	1:11.01 (0:12.52)	0:58.49 (0:12.60)	0:45.89 (0:11.99)	0:33.90 (0:11.35)	0:22.55 (0:11.21)	0:33.90					
Rank	TAB Horse/Jockey	Barrier	Top Speed [km/h]	Fastest Section										Distance Travelled [m]
1	7 PERNELL Jai Williams	4	66.9 400m	0:11.02 400m	1:33.97 [1] (0:11.22)	1:22.75 [6] (0:12.37)	1:10.38 [5] (0:12.57)	0:57.81 [5] (0:12.44)	0:45.37 [5] (0:11.95)	0:33.42 [5] (0:11.30)	0:22.12 [4] (0:11.02)	0:33.42		
2	4 ALL'S FAIR Rikki Jamieson	1	66.1 200m	0:10.95 Overall	1:34.10 [2] (0:10.95)	1:23.15 [3] (0:12.32)	1:10.83 [3] (0:12.57)	0:58.26 [3] (0:12.50)	0:45.76 [3] (0:12.03)	0:33.73 [3] (0:11.35)	0:22.38 [3] (0:11.19)	0:33.73	+4	
3	2 AMMAND Jag Guthmann-Chester	3	66.4 400m	0:10.53 Overall	1:34.23 [3] (0:10.53)	1:23.70 [1] (0:12.43)	1:11.27 [1] (0:12.52)	0:58.75 [1] (0:12.60)	0:46.15 [1] (0:11.99)	0:34.16 [1] (0:11.35)	0:22.81 [1] (0:11.21)	0:34.16	+4	
4	8 BIE'RES Emily Lang	5	66.5 400m	0:10.99 Overall	1:34.35 [4] (0:10.99)	1:23.36 [4] (0:12.36)	1:11.00 [4] (0:12.58)	0:58.42 [4] (0:12.45)	0:45.97 [4] (0:12.05)	0:33.92 [4] (0:11.49)	0:22.43 [5] (0:11.12)	0:33.92	+13	
5	3 GREEK STAR Matthew Palmer	2	64.6 400m	0:10.75 Overall	1:34.63 [5] (0:10.75)	1:23.88 [2] (0:12.41)	1:11.47 [2] (0:12.48)	0:58.99 [2] (0:12.58)	0:46.41 [2] (0:11.93)	0:34.48 [2] (0:11.46)	0:23.02 [2] (0:11.34)	0:34.48	+8	
6	9 SKYLON Ryan Wiggins	6	66.1 200m	0:11.19 Overall	1:34.66 [6] (0:11.19)	1:23.47 [5] (0:12.50)	1:10.97 [6] (0:12.57)	0:58.40 [6] (0:12.35)	0:46.05 [6] (0:12.00)	0:34.05 [6] (0:11.31)	0:22.74 [6] (0:11.20)	0:34.05	+10	
7	1 FORTIFIED Brendan Ward	7	65.0 600m	0:11.36 Overall	1:35.20 [7] (0:11.36)	1:23.84 [7] (0:12.57)	1:11.27 [7] (0:12.67)	0:58.60 [7] (0:12.32)	0:46.28 [7] (0:12.01)	0:34.27 [7] (0:11.41)	0:22.86 [7] (0:11.38)	0:34.27	+11	

Scratched: Reformist (#10), Joe Mama (#5), Breaking Ground (#6)



Aquis Park Gold Coast Poly QLD Professional

Race 4: HOT SHOTT BENCHMARK 65 Handicap - 1540m

20 April 2024 - 14:14



Track Rating: Synthetic, Weather: Fine, Rail Position: True

Section							200m			Last 600m
Field Times							0:11.34			0:33.90
						(0:11.34)				
Rank	TAB	Horse/Jockey	Barrier	Top Speed [km/h]	Fastest Section	Margin			Distance Travelled [m]	
1	7	PERNELL	4	66.9	0:11.02	0:11.10 [2]	1:33.97		0:33.42	
		Jai Williams		400m	400m	(0:11.10)				
2	4	ALL'S FAIR	1	66.1	0:10.95	0:11.19 [3]	0.8L		0:33.73 +4	
		Rikki Jamieson		200m	Overall	(0:11.19)				
3	2	AMMAND	3	66.4	0:10.53	0:11.60 [1]	1.6L		0:34.16 +4	
		Jag Guthmann-Chester		400m	Overall	(0:11.60)				
4	8	BIE'RES	5	66.5	0:10.99	0:11.31 [5]	2.1L		0:33.92 +13	
		Emily Lang		400m	Overall	(0:11.31)				
5	3	GREEK STAR	2	64.6	0:10.75	0:11.68 [4]	3.6L		0:34.48 +8	
		Matthew Palmer		400m	Overall	(0:11.68)				
6	9	SKYLON	6	66.1	0:11.19	0:11.54 [6]	3.7L		0:34.05 +10	
		Ryan Wiggins		200m	Overall	(0:11.54)				
7	1	FORTIFIED	7	65.0	0:11.36	0:11.48 [7]	6.7L		0:34.27 +11	
		Brendan Ward		600m	Overall	(0:11.48)				

Scratched: Reformist (#10), Joe Mama (#5), Breaking Ground (#6)



Horse/Jockey Name	Pernell
Final Rank	1
Fastest Section Time (Section)	0:11.02 (400m)
Top Speed [km/h] (Section)	66.9 (400m)
Race State	Finished



Aquis Park Gold Coast Poly QLD Professional

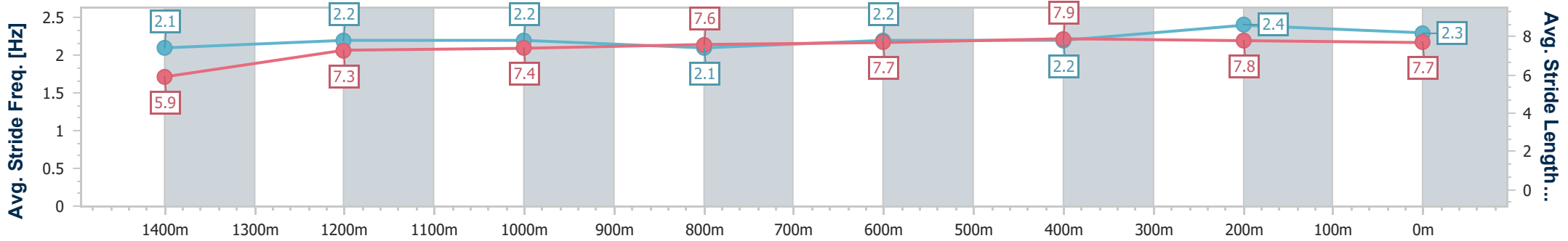
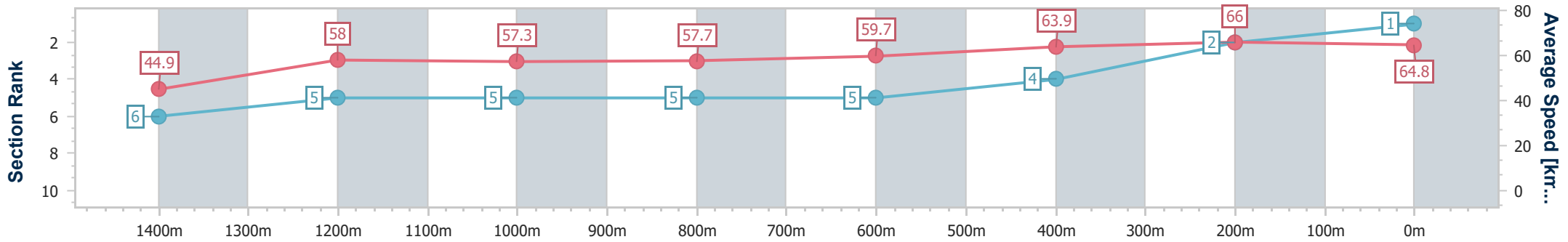
Race 4: HOT SHOTT BENCHMARK 65 Handicap - 1540m

20 April 2024 - 14:14

Track Rating: Synthetic, Weather: Fine, Rail Position: True



Section	Overall	1400m	1200m	1000m	800m	600m	400m	200m
Section Times	1:33.97 [1] (0:11.22)	1:22.75 [6] (0:12.37)	1:10.38 [5] (0:12.57)	0:57.81 [5] (0:12.44)	0:45.37 [5] (0:11.95)	0:33.42 [5] (0:11.30)	0:22.12 [4] (0:11.02)	0:11.10 [2] (0:11.10)
Average Speed [km/h]	44.9	58.0	57.3	57.7	59.7	63.9	66.0	64.8
Top Speed [km/h]	59.0	58.7	58.4	58.4	63.6	65.6	66.9	66.9
Avg. Dist. to Rail [m]	3.2	0.6	1.1	1.3	1.3	0.7	4.5	6.2
Avg. Stride Freq. [Hz]	2.1	2.2	2.2	2.1	2.2	2.2	2.4	2.3
Avg. Stride Length [m]	5.9	7.3	7.4	7.6	7.7	7.9	7.8	7.7



- [] Ranking at each section and finish
- .-.- No data available at this section
- NA No data available



Horse/Jockey Name	All's Fair
Final Rank	2
Fastest Section Time (Section)	0:10.95 (Overall)
Top Speed [km/h] (Section)	66.1 (200m)
Race State	Finished



Aquis Park Gold Coast Poly QLD Professional

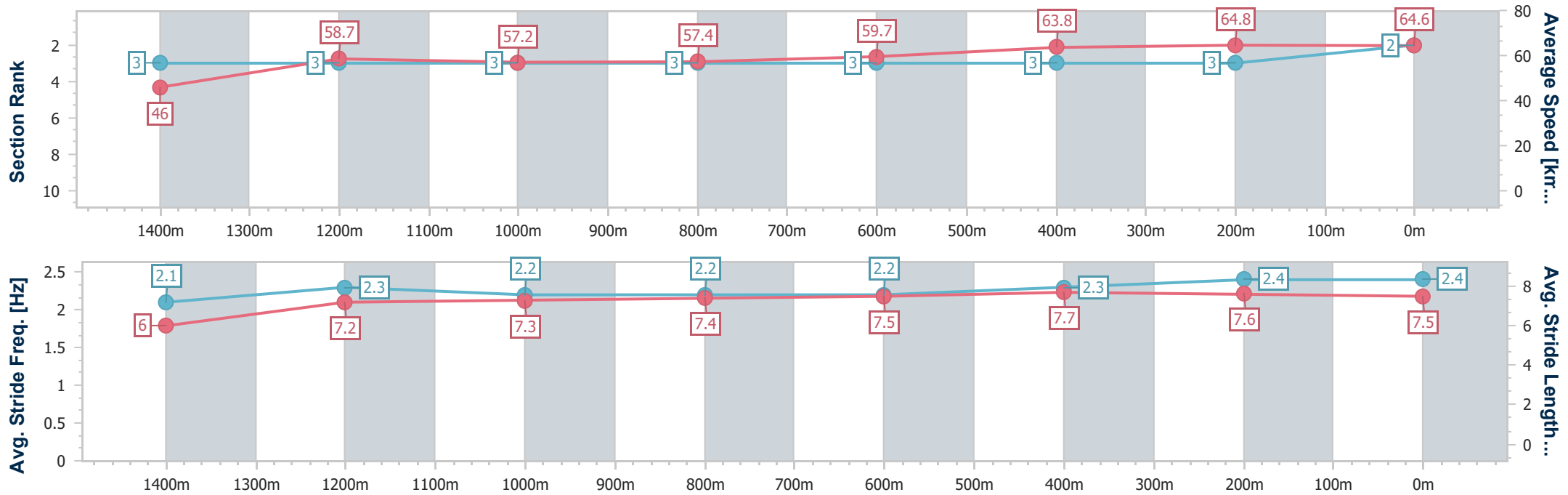
Race 4: HOT SHOTT BENCHMARK 65 Handicap - 1540m

20 April 2024 - 14:14

Track Rating: Synthetic, Weather: Fine, Rail Position: True



Section	Overall	1400m	1200m	1000m	800m	600m	400m	200m
Section Times	1:34.10 [2] (0:10.95)	1:23.15 [3] (0:12.32)	1:10.83 [3] (0:12.57)	0:58.26 [3] (0:12.50)	0:45.76 [3] (0:12.03)	0:33.73 [3] (0:11.35)	0:22.38 [3] (0:11.19)	0:11.19 [3] (0:11.19)
Average Speed [km/h]	46.0	58.7	57.2	57.4	59.7	63.8	64.8	64.6
Top Speed [km/h]	58.8	59.3	58.1	58.1	63.8	64.6	65.8	66.1
Avg. Dist. to Rail [m]	1.9	0.4	0.1	0.4	0.7	0.8	2.2	3.5
Avg. Stride Freq. [Hz]	2.1	2.3	2.2	2.2	2.2	2.3	2.4	2.4
Avg. Stride Length [m]	6.0	7.2	7.3	7.4	7.5	7.7	7.6	7.5



- [] Ranking at each section and finish
- .-.- No data available at this section
- NA No data available



Horse/Jockey Name	Ammand
Final Rank	3
Fastest Section Time (Section)	0:10.53 (Overall)
Top Speed [km/h] (Section)	66.4 (400m)
Race State	Finished



Aquis Park Gold Coast Poly QLD Professional

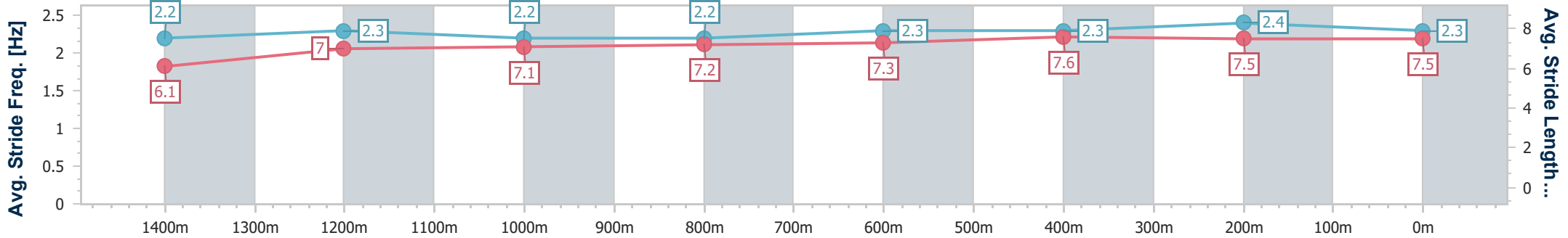
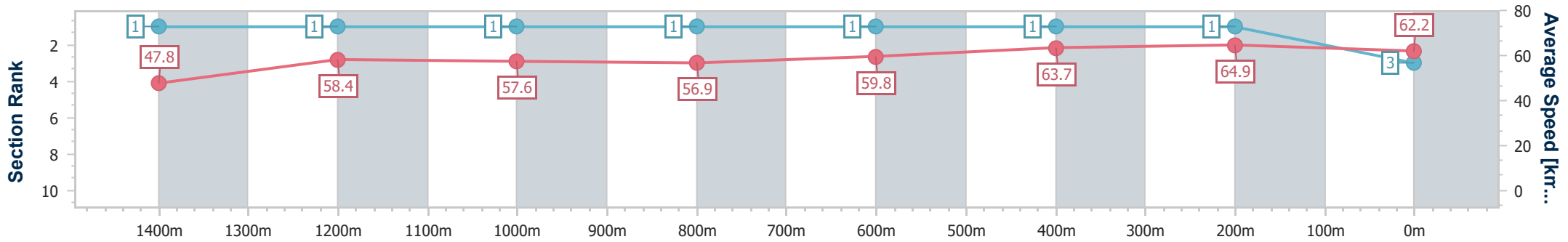
Race 4: HOT SHOTT BENCHMARK 65 Handicap - 1540m

20 April 2024 - 14:14

Track Rating: Synthetic, Weather: Fine, Rail Position: True



Section	Overall	1400m	1200m	1000m	800m	600m	400m	200m
Section Times	1:34.23 [3] (0:10.53)	1:23.70 [1] (0:12.43)	1:11.27 [1] (0:12.52)	0:58.75 [1] (0:12.60)	0:46.15 [1] (0:11.99)	0:34.16 [1] (0:11.35)	0:22.81 [1] (0:11.21)	0:11.60 [1] (0:11.60)
Average Speed [km/h]	47.8	58.4	57.6	56.9	59.8	63.7	64.9	62.2
Top Speed [km/h]	61.6	60.2	58.1	57.9	62.7	65.5	66.4	64.4
Avg. Dist. to Rail [m]	3.1	0.9	0.2	0.4	0.8	1.0	2.7	2.7
Avg. Stride Freq. [Hz]	2.2	2.3	2.2	2.2	2.3	2.3	2.4	2.3
Avg. Stride Length [m]	6.1	7.0	7.1	7.2	7.3	7.6	7.5	7.5



- [] Ranking at each section and finish
- .-.- No data available at this section
- NA No data available



Horse/Jockey Name	Bie'res
Final Rank	4
Fastest Section Time (Section)	0:10.99 (Overall)
Top Speed [km/h] (Section)	66.5 (400m)
Race State	Finished



Aquis Park Gold Coast Poly QLD Professional

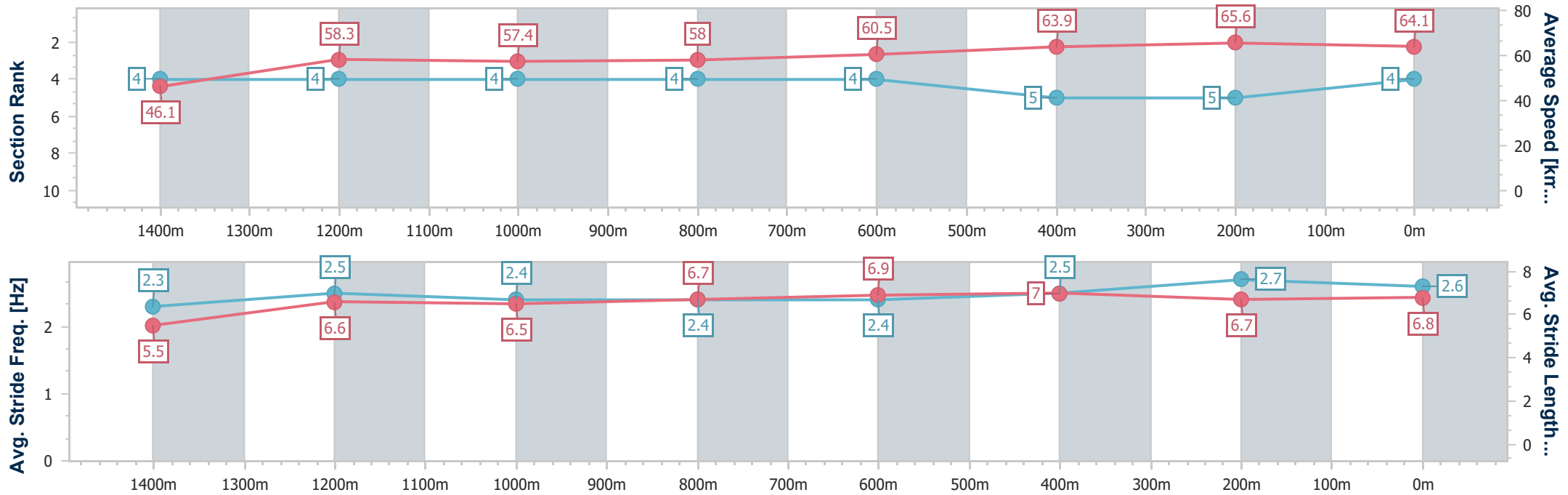
Race 4: HOT SHOTT BENCHMARK 65 Handicap - 1540m

20 April 2024 - 14:14

Track Rating: Synthetic, Weather: Fine, Rail Position: True



Section	Overall	1400m	1200m	1000m	800m	600m	400m	200m
Section Times	1:34.35 [4] (0:10.99)	1:23.36 [4] (0:12.36)	1:11.00 [4] (0:12.58)	0:58.42 [4] (0:12.45)	0:45.97 [4] (0:12.05)	0:33.92 [4] (0:11.49)	0:22.43 [5] (0:11.12)	0:11.31 [5]
Average Speed [km/h]	46.1	58.3	57.4	58.0	60.5	63.9	65.6	64.1
Top Speed [km/h]	58.6	59.1	58.3	58.5	64.3	65.4	66.5	65.8
Avg. Dist. to Rail [m]	4.4	0.6	1.2	0.9	2.4	4.1	4.6	5.7
Avg. Stride Freq. [Hz]	2.3	2.5	2.4	2.4	2.4	2.5	2.7	2.6
Avg. Stride Length [m]	5.5	6.6	6.5	6.7	6.9	7.0	6.7	6.8



- [] Ranking at each section and finish
- .-.- No data available at this section
- NA No data available



Horse/Jockey Name	Greek Star
Final Rank	5
Fastest Section Time (Section)	0:10.75 (Overall)
Top Speed [km/h] (Section)	64.6 (400m)
Race State	Finished



Aquis Park Gold Coast Poly QLD Professional

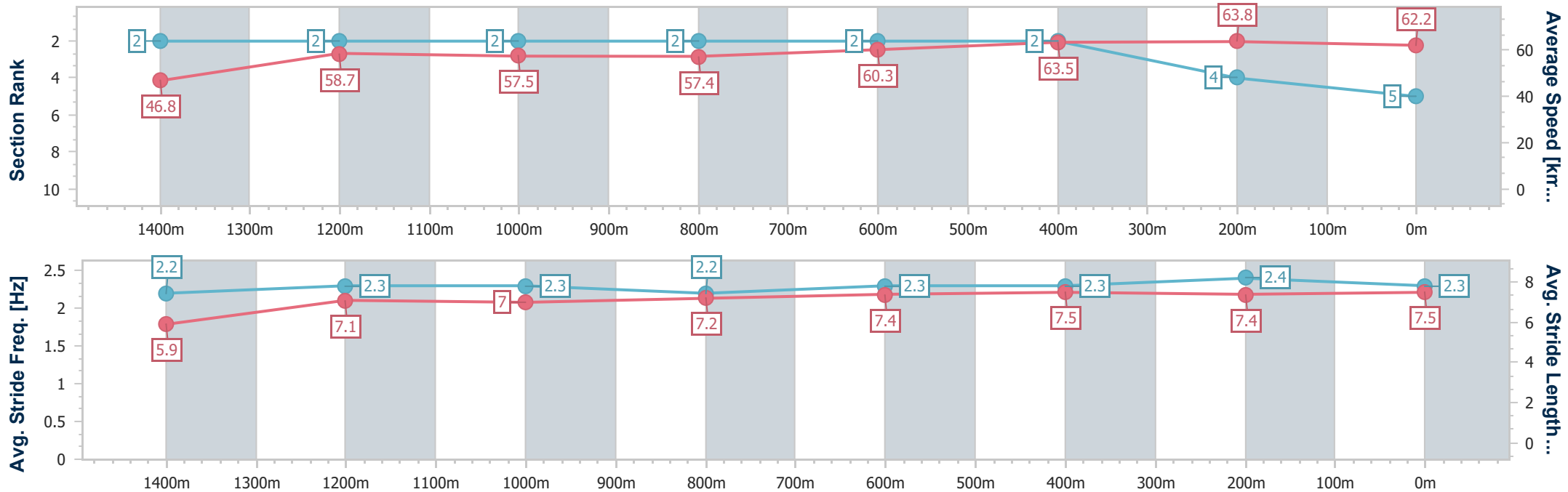
Race 4: HOT SHOTT BENCHMARK 65 Handicap - 1540m

20 April 2024 - 14:14

Track Rating: Synthetic, Weather: Fine, Rail Position: True



Section	Overall	1400m	1200m	1000m	800m	600m	400m	200m
Section Times	1:34.63 [5] (0:10.75)	1:23.88 [2] (0:12.41)	1:11.47 [2] (0:12.48)	0:58.99 [2] (0:12.58)	0:46.41 [2] (0:11.93)	0:34.48 [2] (0:11.46)	0:23.02 [2] (0:11.34)	0:11.68 [4] (0:11.68)
Average Speed [km/h]	46.8	58.7	57.5	57.4	60.3	63.5	63.8	62.2
Top Speed [km/h]	60.5	59.9	58.6	57.8	63.9	64.0	64.6	63.9
Avg. Dist. to Rail [m]	1.9	0.9	1.2	1.0	0.7	1.5	4.1	4.4
Avg. Stride Freq. [Hz]	2.2	2.3	2.3	2.2	2.3	2.3	2.4	2.3
Avg. Stride Length [m]	5.9	7.1	7.0	7.2	7.4	7.5	7.4	7.5



- [] Ranking at each section and finish
- .-.- No data available at this section
- NA No data available



Horse/Jockey Name	Sylon
Final Rank	6
Fastest Section Time (Section)	0:11.19 (Overall)
Top Speed [km/h] (Section)	66.1 (200m)
Race State	Finished



Aquis Park Gold Coast Poly QLD Professional

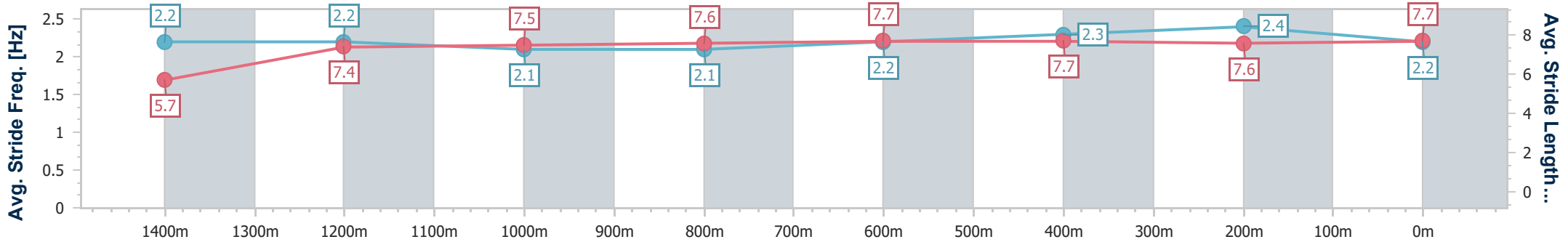
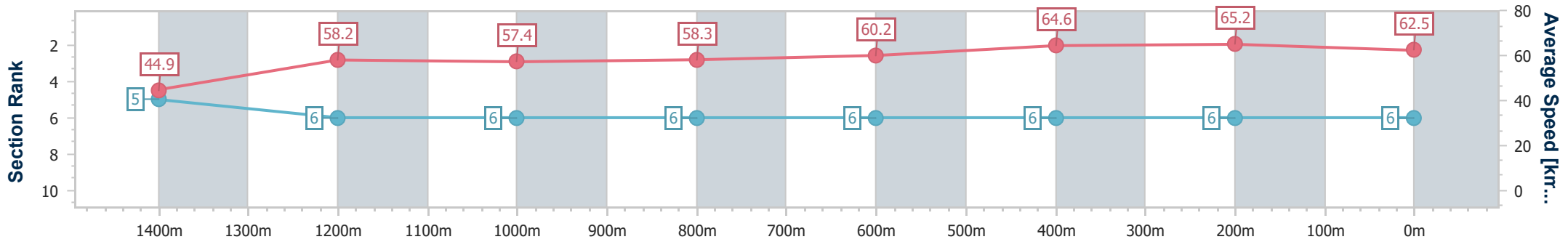
Race 4: HOT SHOTT BENCHMARK 65 Handicap - 1540m

20 April 2024 - 14:14

Track Rating: Synthetic, Weather: Fine, Rail Position: True



Section	Overall	1400m	1200m	1000m	800m	600m	400m	200m
Section Times	1:34.66 [6] (0:11.19)	1:23.47 [5] (0:12.50)	1:10.97 [6] (0:12.57)	0:58.40 [6] (0:12.35)	0:46.05 [6] (0:12.00)	0:34.05 [6] (0:11.31)	0:22.74 [6] (0:11.20)	0:11.54 [6] (0:11.54)
Average Speed [km/h]	44.9	58.2	57.4	58.3	60.2	64.6	65.2	62.5
Top Speed [km/h]	58.0	58.8	58.3	59.5	64.4	65.4	65.7	66.1
Avg. Dist. to Rail [m]	5.0	1.3	1.1	0.8	0.5	2.2	6.9	8.1
Avg. Stride Freq. [Hz]	2.2	2.2	2.1	2.1	2.2	2.3	2.4	2.2
Avg. Stride Length [m]	5.7	7.4	7.5	7.6	7.7	7.7	7.6	7.7



- [] Ranking at each section and finish
- .-.- No data available at this section
- NA No data available



Horse/Jockey Name	Fortified
Final Rank	7
Fastest Section Time (Section)	0:11.36 (Overall)
Top Speed [km/h] (Section)	65.0 (600m)
Race State	Finished



Aquis Park Gold Coast Poly QLD Professional

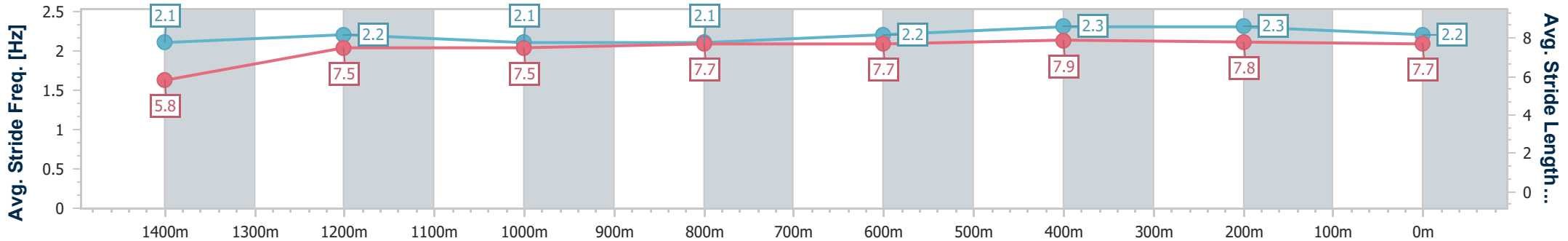
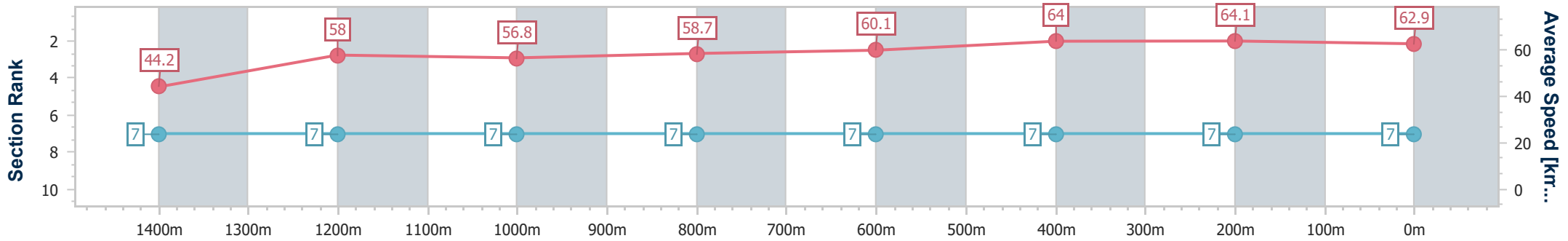
Race 4: HOT SHOTT BENCHMARK 65 Handicap - 1540m

20 April 2024 - 14:14

Track Rating: Synthetic, Weather: Fine, Rail Position: True



Section	Overall	1400m	1200m	1000m	800m	600m	400m	200m
Section Times	1:35.20 [7] (0:11.36)	1:23.84 [7] (0:12.57)	1:11.27 [7] (0:12.67)	0:58.60 [7] (0:12.32)	0:46.28 [7] (0:12.01)	0:34.27 [7] (0:11.41)	0:22.86 [7] (0:11.38)	0:11.48 [7] (0:11.48)
Average Speed [km/h]	44.2	58.0	56.8	58.7	60.1	64.0	64.1	62.9
Top Speed [km/h]	56.5	58.8	58.1	60.8	64.7	65.0	64.7	64.2
Avg. Dist. to Rail [m]	6.0	1.4	1.4	1.3	0.7	2.7	5.9	6.5
Avg. Stride Freq. [Hz]	2.1	2.2	2.1	2.1	2.2	2.3	2.3	2.2
Avg. Stride Length [m]	5.8	7.5	7.5	7.7	7.7	7.9	7.8	7.7



- [] Ranking at each section and finish
- .-.- No data available at this section
- NA No data available



Aquis Park Gold Coast Poly QLD Professional

Race 5: COOLANGATTA SURF CLUB Class 1 Handicap - 1050m



20 April 2024 - 14:49

Track Rating: Synthetic, Weather: Fine, Rail Position: True

Section		Overall	1000m	800m	600m	400m	200m	Last 600m					
Field Times		1:00.64 (0:04.95)	0:55.69 (0:11.18)	0:44.51 (0:10.92)	0:33.59 (0:11.12)	0:22.47 (0:11.21)	0:11.26 (0:11.26)	0:33.59					
Rank	TAB Horse/Jockey	Barrier	Top Speed [km/h]	Fastest Section							Margin	Distance Travelled [m]	
1	4 UCHI Emily Lang	2	66.7 800m	0:05.03 Overall	1:00.64 [1] (0:05.03)	0:55.61 [3] (0:11.13)	0:44.48 [2] (0:10.89)	0:33.59 [1] (0:11.12)	0:22.47 [1] (0:11.21)	0:11.26 [1] (0:11.26)	1:00.64	0:33.59	
2	7 WHISKEY DANCER Jai Williams	6	67.2 600m	0:04.95 Overall	1:00.80 [2] (0:04.95)	0:55.85 [1] (0:11.18)	0:44.67 [1] (0:11.08)	0:33.59 [2] (0:11.14)	0:22.45 [2] (0:11.09)	0:11.36 [2] (0:11.36)	0.8L	0:33.59	+4
3	6 TORRE EGGER Cody Collis	5	67.7 600m	0:05.08 Overall	1:00.97 [3] (0:05.08)	0:55.89 [5] (0:11.24)	0:44.65 [5] (0:11.00)	0:33.65 [3] (0:11.18)	0:22.47 [4] (0:11.14)	0:11.33 [3] (0:11.33)	1.8L	0:33.65	+4
4	1 PANGAEA Jag Guthmann-Chester	3	66.8 1000m	0:05.42 Overall	1:01.18 [4] (0:05.42)	0:55.76 [8] (0:11.19)	0:44.57 [8] (0:11.01)	0:33.56 [8] (0:11.25)	0:22.31 [8] (0:11.11)	0:11.20 [6] (0:11.20)	2.8L	0:33.56	+8
5	5 VELVET Lilli Barr	7	67.3 600m	0:05.05 Overall	1:01.51 [5] (0:05.05)	0:56.46 [4] (0:11.15)	0:45.31 [3] (0:11.25)	0:34.06 [5] (0:11.22)	0:22.84 [5] (0:11.25)	0:11.59 [5] (0:11.59)	4.6L	0:34.06	+13
6	3 CAPTAIN ARTIE Girish Goomany	1	66.9 600m	0:05.13 Overall	1:01.66 [6] (0:05.13)	0:56.53 [6] (0:11.09)	0:45.44 [4] (0:11.11)	0:34.33 [4] (0:11.05)	0:23.28 [3] (0:11.31)	0:11.97 [4] (0:11.97)	5.4L	0:34.33	+2
7	9 TAMSIN Rikki Jamieson	4	66.6 800m	0:05.18 Overall	1:01.97 [7] (0:05.18)	0:56.79 [7] (0:11.37)	0:45.42 [7] (0:11.04)	0:34.38 [7] (0:11.24)	0:23.14 [7] (0:11.40)	0:11.74 [8] (0:11.74)	7.2L	0:34.38	+0
8	8 CONFIRM NOR DENY Noriyuki Masuda	8	66.9 1000m	0:04.98 Overall	1:02.08 [8] (0:04.98)	0:57.10 [2] (0:11.39)	0:45.71 [6] (0:11.21)	0:34.50 [6] (0:11.11)	0:23.39 [6] (0:11.47)	0:11.92 [7] (0:11.92)	7.7L	0:34.50	+7

Scratched: Gregarious (#2), Sodbuster (#10)

[] Ranking at each section and finish
 -:-:- No data available at this section
 NA No data available

SCN Saddle cloth number
 DNF Did not finish
 DNT Did not track



Horse/Jockey Name	Uchi
Final Rank	1
Fastest Section Time (Section)	0:05.03 (Overall)
Top Speed [km/h] (Section)	66.7 (800m)
Race State	Finished



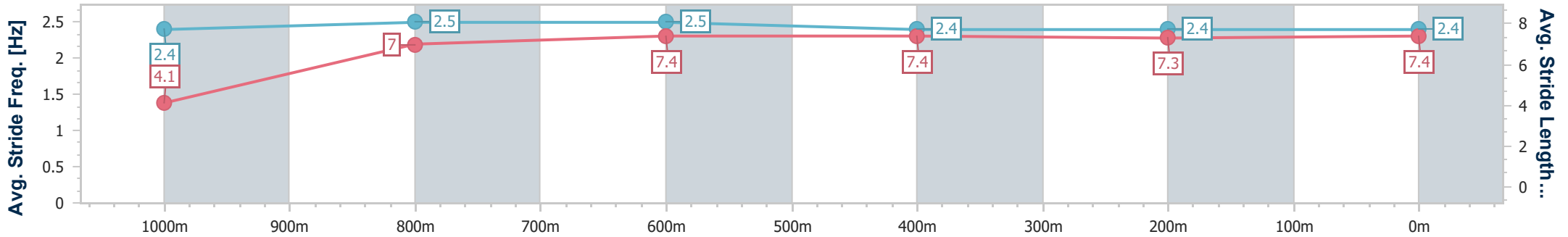
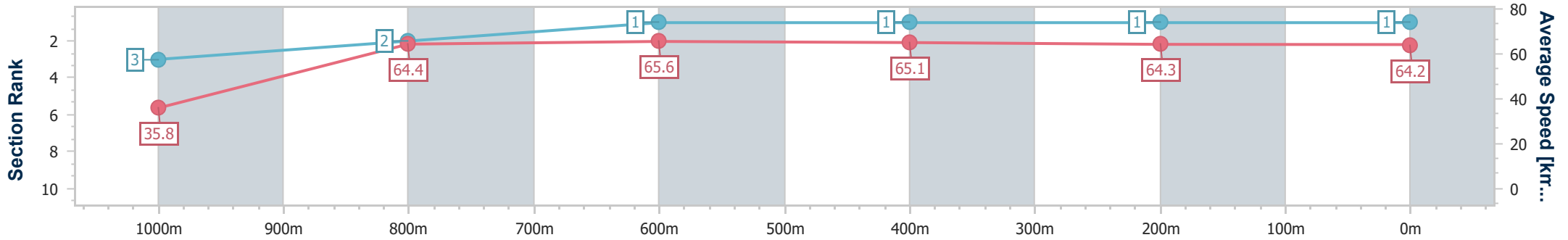
Aquis Park Gold Coast Poly QLD Professional
Race 5: COOLANGATTA SURF CLUB Class 1 Handicap - 1050m



20 April 2024 - 14:49

Track Rating: Synthetic, Weather: Fine, Rail Position: True

Section	Overall	1000m	800m	600m	400m	200m
Section Times	1:00.64 [1] (0:05.03)	0:55.61 [3] (0:11.13)	0:44.48 [2] (0:10.89)	0:33.59 [1] (0:11.12)	0:22.47 [1] (0:11.21)	0:11.26 [1] (0:11.26)
Average Speed [km/h]	35.8	64.4	65.6	65.1	64.3	64.2
Top Speed [km/h]	57.9	65.8	66.7	66.7	65.4	66.2
Avg. Dist. to Rail [m]	0.5	0.7	1.3	0.4	0.8	1.1
Avg. Stride Freq. [Hz]	2.4	2.5	2.5	2.4	2.4	2.4
Avg. Stride Length [m]	4.1	7.0	7.4	7.4	7.3	7.4



- [] Ranking at each section and finish
- .-.- No data available at this section
- NA No data available



Horse/Jockey Name	Whiskey Dancer
Final Rank	2
Fastest Section Time (Section)	0:04.95 (Overall)
Top Speed [km/h] (Section)	67.2 (600m)
Race State	Finished



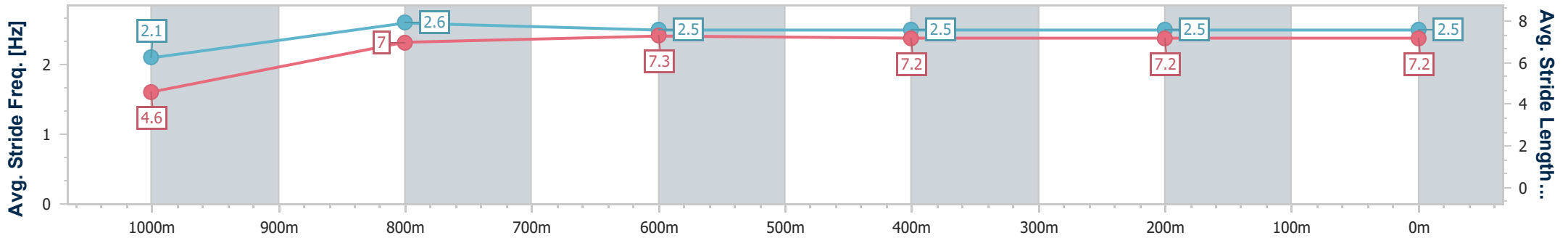
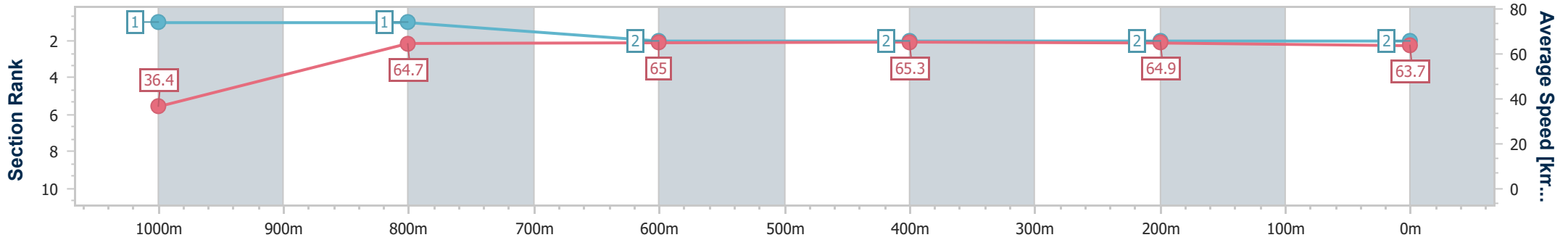
Aquis Park Gold Coast Poly QLD Professional
Race 5: COOLANGATTA SURF CLUB Class 1 Handicap - 1050m



20 April 2024 - 14:49

Track Rating: Synthetic, Weather: Fine, Rail Position: True

Section	Overall	1000m	800m	600m	400m	200m
Section Times	1:00.80 [2] (0:04.95)	0:55.85 [1] (0:11.18)	0:44.67 [1] (0:11.08)	0:33.59 [2] (0:11.14)	0:22.45 [2] (0:11.09)	0:11.36 [2] (0:11.36)
Average Speed [km/h]	36.4	64.7	65.0	65.3	64.9	63.7
Top Speed [km/h]	56.6	66.7	66.2	67.2	66.3	65.0
Avg. Dist. to Rail [m]	4.0	0.8	0.4	1.4	2.1	2.6
Avg. Stride Freq. [Hz]	2.1	2.6	2.5	2.5	2.5	2.5
Avg. Stride Length [m]	4.6	7.0	7.3	7.2	7.2	7.2



- [] Ranking at each section and finish
- .-.- No data available at this section
- NA No data available



Horse/Jockey Name	Torre Egger
Final Rank	3
Fastest Section Time (Section)	0:05.08 (Overall)
Top Speed [km/h] (Section)	67.7 (600m)
Race State	Finished



Aquis Park Gold Coast Poly QLD Professional

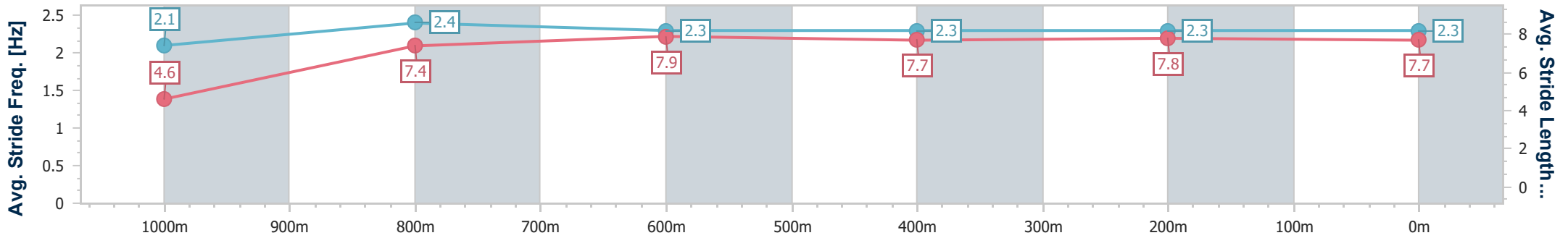
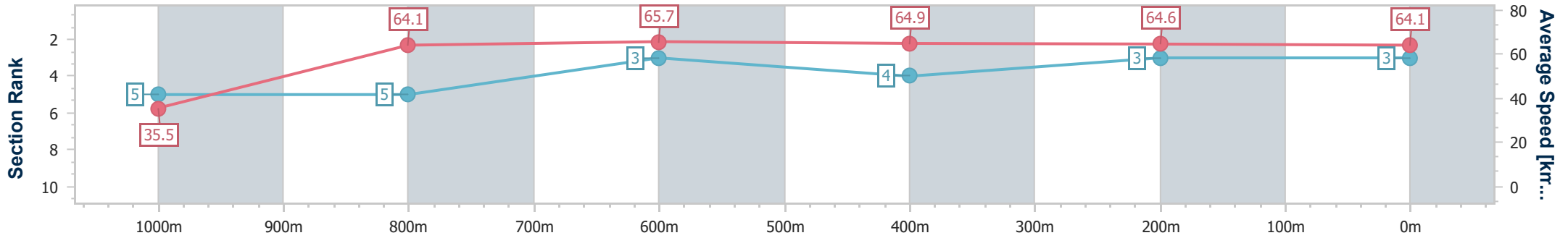
Race 5: COOLANGATTA SURF CLUB Class 1 Handicap - 1050m



20 April 2024 - 14:49

Track Rating: Synthetic, Weather: Fine, Rail Position: True

Section	Overall	1000m	800m	600m	400m	200m
Section Times	1:00.97 [3] (0:05.08)	0:55.89 [5] (0:11.24)	0:44.65 [5] (0:11.00)	0:33.65 [3] (0:11.18)	0:22.47 [4] (0:11.14)	0:11.33 [3] (0:11.33)
Average Speed [km/h]	35.5	64.1	65.7	64.9	64.6	64.1
Top Speed [km/h]	55.0	67.5	66.9	67.7	66.0	66.1
Avg. Dist. to Rail [m]	3.8	1.7	0.7	0.7	1.9	4.0
Avg. Stride Freq. [Hz]	2.1	2.4	2.3	2.3	2.3	2.3
Avg. Stride Length [m]	4.6	7.4	7.9	7.7	7.8	7.7



- [] Ranking at each section and finish
- .-.- No data available at this section
- NA No data available



Horse/Jockey Name	Pangaea
Final Rank	4
Fastest Section Time (Section)	0:05.42 (Overall)
Top Speed [km/h] (Section)	66.8 (1000m)
Race State	Finished



Aquis Park Gold Coast Poly QLD Professional

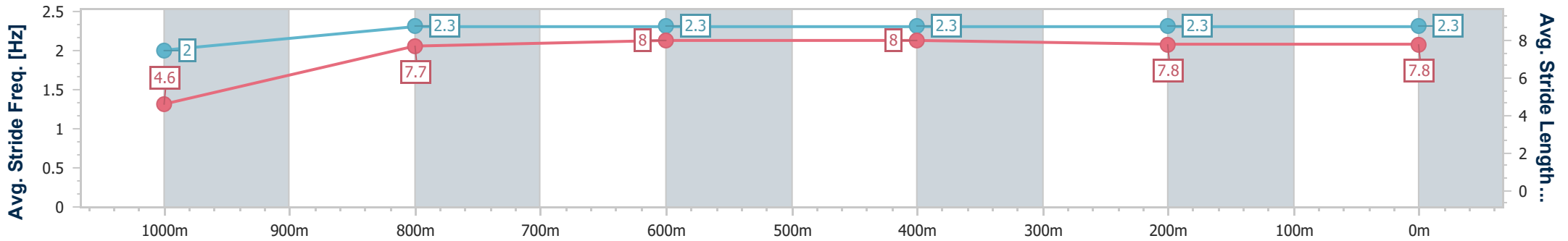
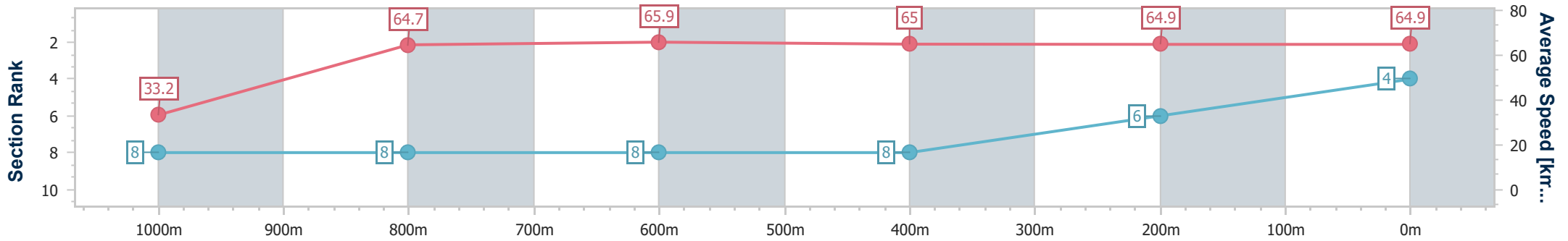
Race 5: COOLANGATTA SURF CLUB Class 1 Handicap - 1050m



20 April 2024 - 14:49

Track Rating: Synthetic, Weather: Fine, Rail Position: True

Section	Overall	1000m	800m	600m	400m	200m
Section Times	1:01.18 [4] (0:05.42)	0:55.76 [8] (0:11.19)	0:44.57 [8] (0:11.01)	0:33.56 [8] (0:11.25)	0:22.31 [8] (0:11.11)	0:11.20 [6] (0:11.20)
Average Speed [km/h]	33.2	64.7	65.9	65.0	64.9	64.9
Top Speed [km/h]	54.8	66.8	66.7	66.6	66.5	65.8
Avg. Dist. to Rail [m]	2.0	0.8	2.1	2.5	2.6	3.7
Avg. Stride Freq. [Hz]	2.0	2.3	2.3	2.3	2.3	2.3
Avg. Stride Length [m]	4.6	7.7	8.0	8.0	7.8	7.8



- [] Ranking at each section and finish
- .-.- No data available at this section
- NA No data available



Horse/Jockey Name	Velvet
Final Rank	5
Fastest Section Time (Section)	0:05.05 (Overall)
Top Speed [km/h] (Section)	67.3 (600m)
Race State	Finished



Aquis Park Gold Coast Poly QLD Professional

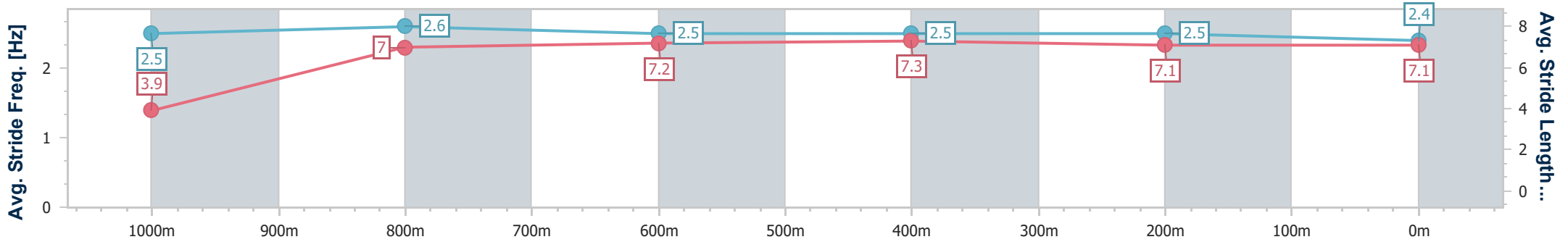
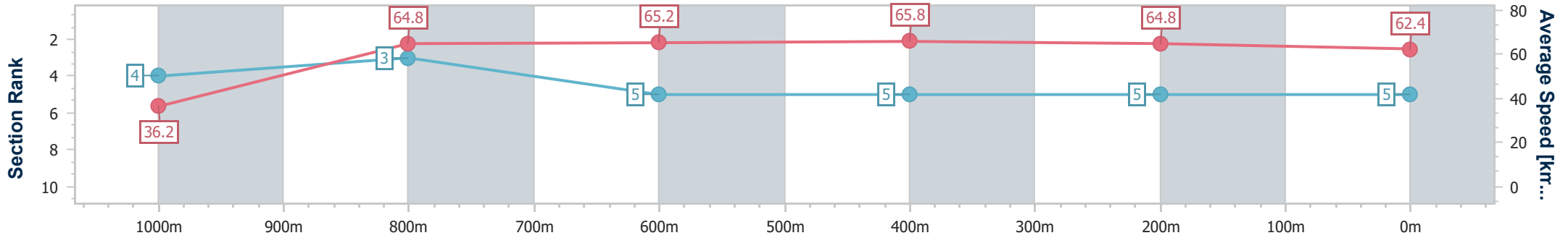
Race 5: COOLANGATTA SURF CLUB Class 1 Handicap - 1050m



20 April 2024 - 14:49

Track Rating: Synthetic, Weather: Fine, Rail Position: True

Section	Overall	1000m	800m	600m	400m	200m
Section Times	1:01.51 [5] (0:05.05)	0:56.46 [4] (0:11.15)	0:45.31 [3] (0:11.25)	0:34.06 [5] (0:11.22)	0:22.84 [5] (0:11.25)	0:11.59 [5] (0:11.59)
Average Speed [km/h]	36.2	64.8	65.2	65.8	64.8	62.4
Top Speed [km/h]	57.9	66.9	66.6	67.3	65.9	64.1
Avg. Dist. to Rail [m]	5.8	2.2	3.7	5.0	6.1	7.9
Avg. Stride Freq. [Hz]	2.5	2.6	2.5	2.5	2.5	2.4
Avg. Stride Length [m]	3.9	7.0	7.2	7.3	7.1	7.1



- [] Ranking at each section and finish
- .-.- No data available at this section
- NA No data available



Horse/Jockey Name	Captain Artie
Final Rank	6
Fastest Section Time (Section)	0:05.13 (Overall)
Top Speed [km/h] (Section)	66.9 (600m)
Race State	Finished



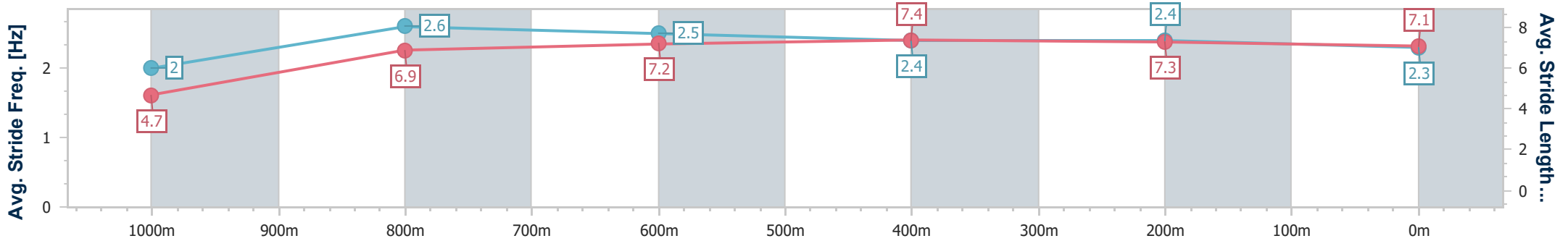
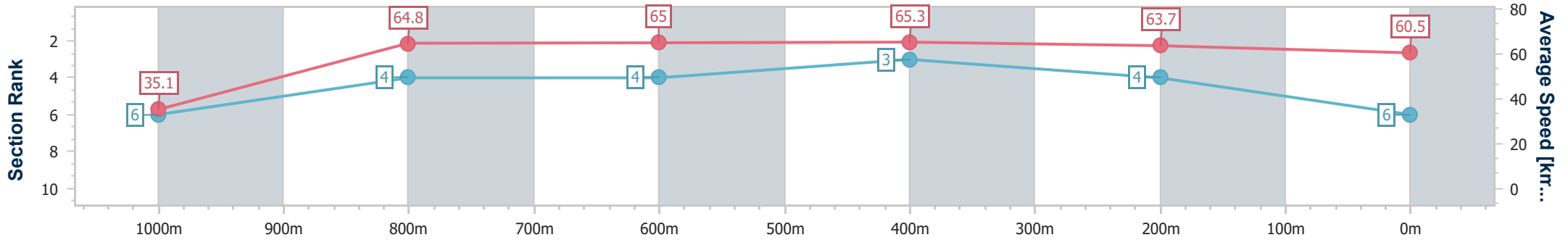
Aquis Park Gold Coast Poly QLD Professional
Race 5: COOLANGATTA SURF CLUB Class 1 Handicap - 1050m



20 April 2024 - 14:49

Track Rating: Synthetic, Weather: Fine, Rail Position: True

Section	Overall	1000m	800m	600m	400m	200m
Section Times	1:01.66 [6] (0:05.13)	0:56.53 [6] (0:11.09)	0:45.44 [4] (0:11.11)	0:34.33 [4] (0:11.05)	0:23.28 [3] (0:11.31)	0:11.97 [4]
Average Speed [km/h]	35.1	64.8	65.0	65.3	63.7	60.5
Top Speed [km/h]	56.3	66.6	66.2	66.9	64.9	63.7
Avg. Dist. to Rail [m]	0.4	0.5	0.6	0.5	0.9	0.9
Avg. Stride Freq. [Hz]	2.0	2.6	2.5	2.4	2.4	2.3
Avg. Stride Length [m]	4.7	6.9	7.2	7.4	7.3	7.1



- [] Ranking at each section and finish
- .-.- No data available at this section
- NA No data available



Horse/Jockey Name	Tamsin
Final Rank	7
Fastest Section Time (Section)	0:05.18 (Overall)
Top Speed [km/h] (Section)	66.6 (800m)
Race State	Finished



Aquis Park Gold Coast Poly QLD Professional

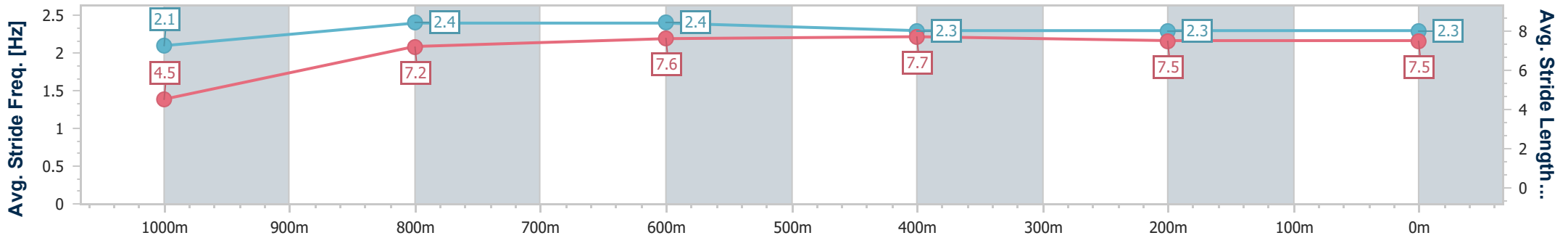
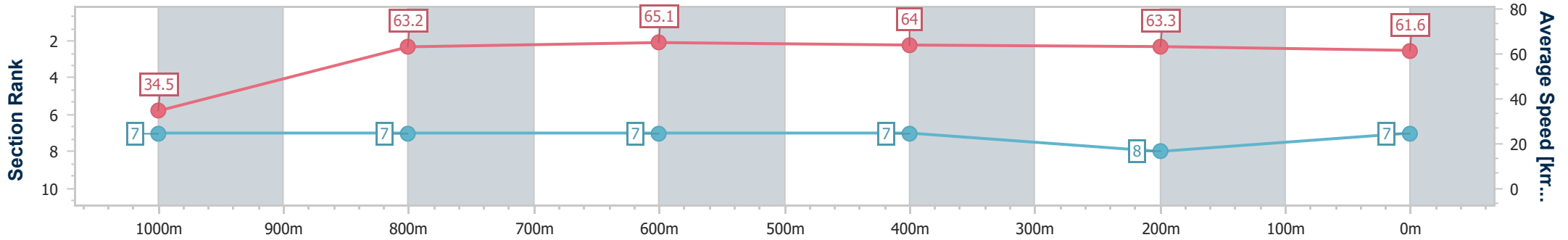
Race 5: COOLANGATTA SURF CLUB Class 1 Handicap - 1050m



20 April 2024 - 14:49

Track Rating: Synthetic, Weather: Fine, Rail Position: True

Section	Overall	1000m	800m	600m	400m	200m
Section Times	1:01.97 [7] (0:05.18)	0:56.79 [7] (0:11.37)	0:45.42 [7] (0:11.04)	0:34.38 [7] (0:11.24)	0:23.14 [7] (0:11.40)	0:11.74 [8] (0:11.74)
Average Speed [km/h]	34.5	63.2	65.1	64.0	63.3	61.6
Top Speed [km/h]	55.4	65.8	66.6	65.5	63.8	62.9
Avg. Dist. to Rail [m]	2.9	0.7	0.7	0.3	1.3	2.2
Avg. Stride Freq. [Hz]	2.1	2.4	2.4	2.3	2.3	2.3
Avg. Stride Length [m]	4.5	7.2	7.6	7.7	7.5	7.5



- [] Ranking at each section and finish
- .-.- No data available at this section
- NA No data available



Horse/Jockey Name	Confirm Nor Deny
Final Rank	8
Fastest Section Time (Section)	0:04.98 (Overall)
Top Speed [km/h] (Section)	66.9 (1000m)
Race State	Finished



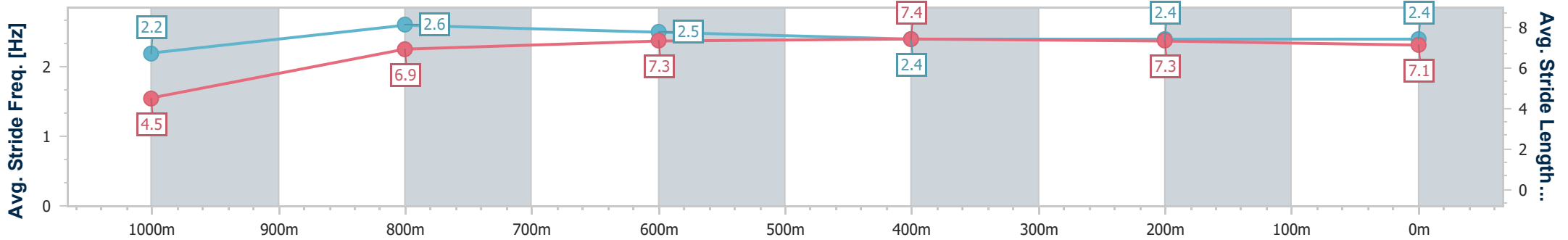
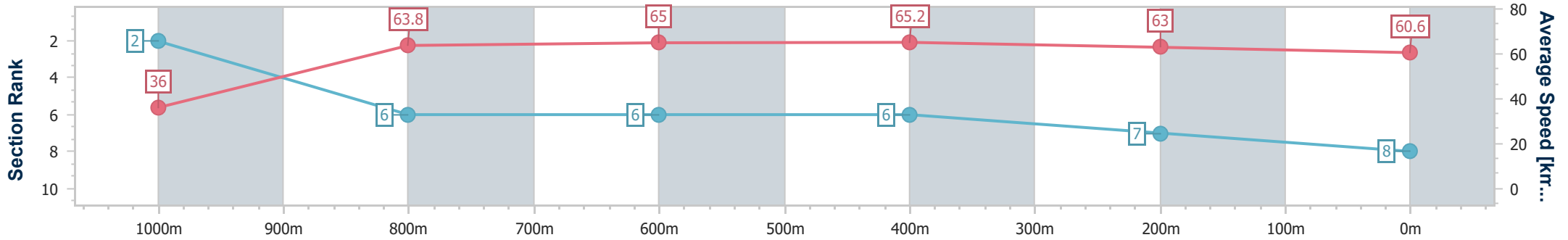
Aquis Park Gold Coast Poly QLD Professional
Race 5: COOLANGATTA SURF CLUB Class 1 Handicap - 1050m



20 April 2024 - 14:49

Track Rating: Synthetic, Weather: Fine, Rail Position: True

Section	Overall	1000m	800m	600m	400m	200m
Section Times	1:02.08 [8] (0:04.98)	0:57.10 [2] (0:11.39)	0:45.71 [6] (0:11.21)	0:34.50 [6] (0:11.11)	0:23.39 [6] (0:11.47)	0:11.92 [7] (0:11.92)
Average Speed [km/h]	36.0	63.8	65.0	65.2	63.0	60.6
Top Speed [km/h]	55.9	66.9	65.5	66.8	64.4	62.7
Avg. Dist. to Rail [m]	7.6	4.3	1.9	1.4	3.9	5.8
Avg. Stride Freq. [Hz]	2.2	2.6	2.5	2.4	2.4	2.4
Avg. Stride Length [m]	4.5	6.9	7.3	7.4	7.3	7.1



- [] Ranking at each section and finish
- .-.- No data available at this section
- NA No data available



Aquis Park Gold Coast Poly QLD Professional

Race 6: SILVERCHEF BENCHMARK 58 Handicap - 2000m

20 April 2024 - 15:29



Track Rating: Synthetic, Weather: Fine, Rail Position: True

Section		Overall	1800m	1600m	1400m	1200m	1000m	800m	Last 600m				
Field Times		2:02.87 (0:13.74)	1:49.13 (0:10.73)	1:38.40 (0:11.57)	1:26.83 (0:11.92)	1:14.91 (0:12.44)	1:02.47 (0:12.39)	0:50.08 (0:12.53)	0:37.55				
Rank	TAB Horse/Jockey	Barrier	Top Speed [km/h]	Fastest Section									Distance Travelled [m]
1	6 PAPAL MISS Girish Goomany	10	64.8 1800m	0:11.29 1800m	2:02.87 [1] (0:14.66)	1:48.21 [8] (0:11.29)	1:36.92 [8] (0:11.80)	1:25.12 [8] (0:12.00)	1:13.12 [8] (0:11.98)	1:01.14 [8] (0:12.40)	0:48.74 [8] (0:12.12)	0:36.62	
2	1 NO MORE RED Danny Peisley	1	67.3 1800m	0:10.85 1800m	2:02.89 [2] (0:13.74)	1:49.15 [1] (0:10.85)	1:38.30 [2] (0:11.79)	1:26.51 [2] (0:11.95)	1:14.56 [2] (0:12.32)	1:02.24 [2] (0:12.42)	0:49.82 [2] (0:12.25)	0:37.57	+4
3	10 THE WELLIAN Brendan Ward	4	66.1 1800m	0:11.13 1800m	2:03.05 [3] (0:14.08)	1:48.97 [5] (0:11.13)	1:37.84 [6] (0:11.63)	1:26.21 [6] (0:12.07)	1:14.14 [6] (0:12.36)	1:01.78 [6] (0:12.54)	0:49.24 [6] (0:12.09)	0:37.15	+9
4	9 FAT FINGERS Rikki Jamieson	5	68.8 1800m	0:10.93 1800m	2:03.12 [4] (0:13.86)	1:49.26 [3] (0:10.93)	1:38.33 [3] (0:11.68)	1:26.65 [3] (0:12.16)	1:14.49 [4] (0:12.36)	1:02.13 [4] (0:12.59)	0:49.54 [5] (0:12.11)	0:37.43	+12
5	5 FIDDLER ONTHE ROOF Jai Williams	7	67.9 1800m	0:10.90 1800m	2:03.18 [5] (0:14.16)	1:49.02 [6] (0:10.90)	1:38.12 [5] (0:11.53)	1:26.59 [4] (0:11.97)	1:14.62 [3] (0:12.29)	1:02.33 [3] (0:12.42)	0:49.91 [3] (0:12.34)	0:37.57	+4
6	7 SIR ZINO Ryan Wiggins	3	65.7 1800m	0:11.15 1800m	2:03.53 [6] (0:13.82)	1:49.71 [2] (0:11.15)	1:38.56 [4] (0:11.65)	1:26.91 [5] (0:12.05)	1:14.86 [5] (0:12.35)	1:02.51 [5] (0:12.51)	0:50.00 [4] (0:12.05)	0:37.95	+6
7	4 MAGIC MIKEY Matthew Palmer	8	65.2 1800m	0:11.30 1800m	2:03.68 [7] (0:14.24)	1:49.44 [7] (0:11.30)	1:38.14 [7] (0:11.56)	1:26.58 [7] (0:12.03)	1:14.55 [7] (0:12.31)	1:02.24 [7] (0:12.46)	0:49.78 [7] (0:12.04)	0:37.74	+6
8	12 SUDDEN SUSPECT Cecily Eaton	6	62.8 200m	0:11.80 1800m	2:04.80 [8] (0:15.26)	1:49.54 [9] (0:11.80)	1:37.74 [9] (0:12.42)	1:25.32 [9] (0:12.69)	1:12.63 [9] (0:12.12)	1:00.51 [9] (0:12.26)	0:48.25 [9] (0:12.23)	0:36.02	+1
9	8 HEREDITARY Chris Meehan	9	67.7 1800m	0:10.56 1800m	2:05.36 [9] (0:13.91)	1:51.45 [4] (0:10.56)	1:40.89 [1] (0:11.57)	1:29.32 [1] (0:11.92)	1:17.40 [1] (0:12.44)	1:04.96 [1] (0:12.39)	0:52.57 [1] (0:12.53)	0:40.04	+1

Scratched: Brave Boy (#2), Saxon Brave (#3), Bump'n'run (#11)



Aquis Park Gold Coast Poly QLD Professional

Race 6: SILVERCHEF BENCHMARK 58 Handicap - 2000m

20 April 2024 - 15:29



Track Rating: Synthetic, Weather: Fine, Rail Position: True

Section				600m	400m	200m			Last 600m			
Field Times				0:37.55 (0:12.37)	0:25.18 (0:12.63)	0:12.55 (0:12.55)			0:37.55			
Rank	TAB	Horse/Jockey	Barrier	Top Speed [km/h]	Fastest Section	Margin			Distance Travelled [m]			
1	6	PAPAL MISS Girish Goomany	10	64.8 1800m	0:11.29 1800m	0:36.62 [8] (0:12.18)	0:24.44 [8] (0:12.40)	0:12.04 [7] (0:12.04)	2:02.87	0:36.62		
2	1	NO MORE RED Danny Peisley	1	67.3 1800m	0:10.85 1800m	0:37.57 [2] (0:12.37)	0:25.20 [1] (0:12.63)	0:12.57 [1] (0:12.57)	0.1L	0:37.57 +4		
3	10	THE WELLIAN Brendan Ward	4	66.1 1800m	0:11.13 1800m	0:37.15 [6] (0:12.28)	0:24.87 [5] (0:12.39)	0:12.48 [3] (0:12.48)	0.9L	0:37.15 +9		
4	9	FAT FINGERS Rikki Jamieson	5	68.8 1800m	0:10.93 1800m	0:37.43 [5] (0:12.34)	0:25.09 [4] (0:12.47)	0:12.62 [2] (0:12.62)	1.2L	0:37.43 +12		
5	5	FIDDLER ONTHE ROOF Jai Williams	7	67.9 1800m	0:10.90 1800m	0:37.57 [4] (0:12.64)	0:24.93 [7] (0:12.49)	0:12.44 [6] (0:12.44)	1.4L	0:37.57 +4		
6	7	SIR ZINO Ryan Wiggins	3	65.7 1800m	0:11.15 1800m	0:37.95 [3] (0:12.37)	0:25.58 [2] (0:12.69)	0:12.89 [4] (0:12.89)	3.4L	0:37.95 +6		
7	4	MAGIC MIKEY Matthew Palmer	8	65.2 1800m	0:11.30 1800m	0:37.74 [7] (0:12.25)	0:25.49 [6] (0:12.51)	0:12.98 [5] (0:12.98)	4.2L	0:37.74 +6		
8	12	SUDDEN SUSPECT Cecily Eaton	6	62.8 200m	0:11.80 1800m	0:36.02 [9] (0:12.10)	0:23.92 [9] (0:11.86)	0:12.06 [9] (0:12.06)	10.7L	0:36.02 +1		
9	8	HEREDITARY Chris Meehan	9	67.7 1800m	0:10.56 1800m	0:40.04 [1] (0:12.64)	0:27.40 [3] (0:13.43)	0:13.97 [8] (0:13.97)	14L	0:40.04 +1		

Scratched: Brave Boy (#2), Saxon Brave (#3), Bump'n'run (#11)

[] Ranking at each section and finish
 -:-:- No data available at this section
 NA No data available

SCN Saddle cloth number
 DNF Did not finish
 DNT Did not track



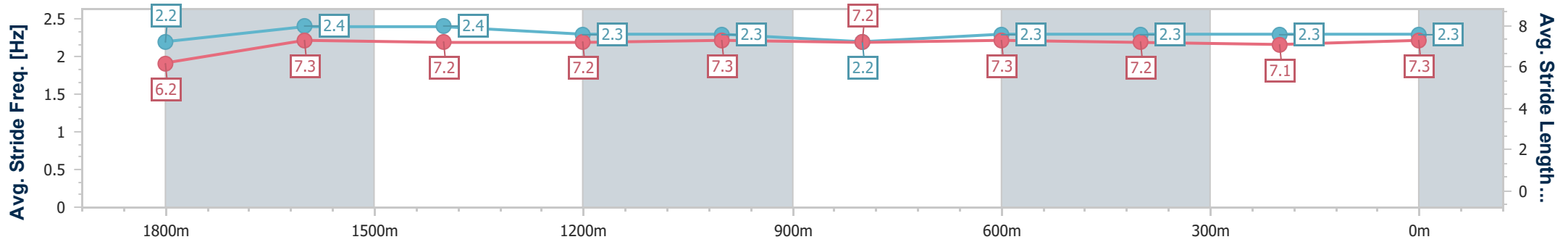
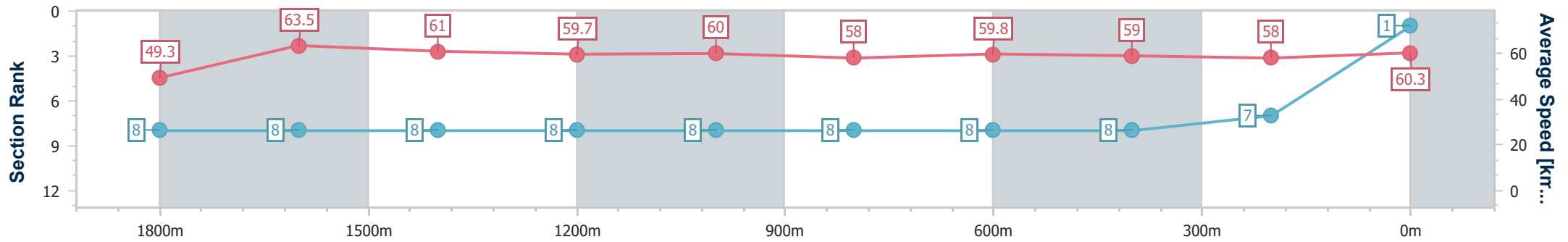
Horse/Jockey Name	Papal Miss
Final Rank	1
Fastest Section Time (Section)	0:11.29 (1800m)
Top Speed [km/h] (Section)	64.8 (1800m)
Race State	Finished



Aquis Park Gold Coast Poly QLD Professional
Race 6: SILVERCHEF BENCHMARK 58 Handicap - 2000m
 20 April 2024 - 15:29
 Track Rating: Synthetic, Weather: Fine, Rail Position: True



Section	Overall	1800m	1600m	1400m	1200m	1000m	800m	600m	400m	200m
Section Times	2:02.87 [1] (0:14.66)	1:48.21 [8] (0:11.29)	1:36.92 [8] (0:11.80)	1:25.12 [8] (0:12.00)	1:13.12 [8] (0:11.98)	1:01.14 [8] (0:12.40)	0:48.74 [8] (0:12.12)	0:36.62 [8] (0:12.18)	0:24.44 [8] (0:12.40)	0:12.04 [7] (0:12.04)
Average Speed [km/h]	49.3	63.5	61.0	59.7	60.0	58.0	59.8	59.0	58.0	60.3
Top Speed [km/h]	63.9	64.8	63.0	61.4	61.8	58.4	61.8	60.8	59.7	60.7
Avg. Dist. to Rail [m]	4.2	1.0	0.5	0.5	0.4	0.2	0.8	0.7	0.5	1.7
Avg. Stride Freq. [Hz]	2.2	2.4	2.4	2.3	2.3	2.2	2.3	2.3	2.3	2.3
Avg. Stride Length [m]	6.2	7.3	7.2	7.2	7.3	7.2	7.3	7.2	7.1	7.3



- [] Ranking at each section and finish
- .-.- No data available at this section
- NA No data available



Horse/Jockey Name	No More Red
Final Rank	2
Fastest Section Time (Section)	0:10.85 (1800m)
Top Speed [km/h] (Section)	67.3 (1800m)
Race State	Finished



Aquis Park Gold Coast Poly QLD Professional

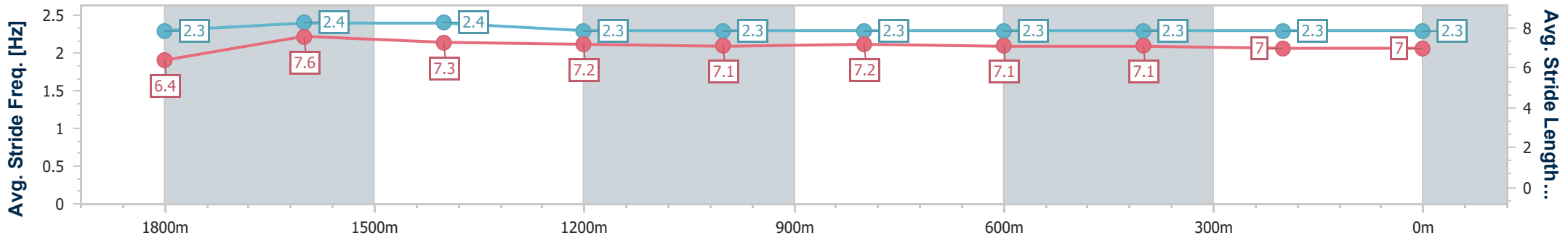
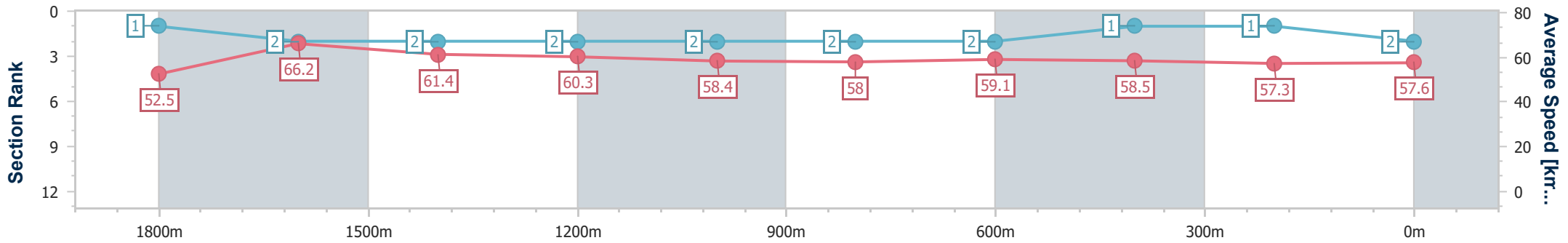
Race 6: SILVERCHEF BENCHMARK 58 Handicap - 2000m

20 April 2024 - 15:29

Track Rating: Synthetic, Weather: Fine, Rail Position: True



Section	Overall	1800m	1600m	1400m	1200m	1000m	800m	600m	400m	200m
Section Times	2:02.89 [2] (0:13.74)	1:49.15 [1] (0:10.85)	1:38.30 [2] (0:11.79)	1:26.51 [2] (0:11.95)	1:14.56 [2] (0:12.32)	1:02.24 [2] (0:12.42)	0:49.82 [2] (0:12.25)	0:37.57 [2] (0:12.37)	0:25.20 [1] (0:12.63)	0:12.57 [1] (0:12.57)
Average Speed [km/h]	52.5	66.2	61.4	60.3	58.4	58.0	59.1	58.5	57.3	57.6
Top Speed [km/h]	66.5	67.3	63.2	61.3	59.1	59.0	59.8	59.7	58.0	57.6
Avg. Dist. to Rail [m]	0.8	0.3	1.4	0.3	1.6	1.0	1.1	1.0	1.4	2.7
Avg. Stride Freq. [Hz]	2.3	2.4	2.4	2.3	2.3	2.3	2.3	2.3	2.3	2.3
Avg. Stride Length [m]	6.4	7.6	7.3	7.2	7.1	7.2	7.1	7.1	7.0	7.0



- [] Ranking at each section and finish
- .-.- No data available at this section
- NA No data available



Horse/Jockey Name	The Wellian
Final Rank	3
Fastest Section Time (Section)	0:11.13 (1800m)
Top Speed [km/h] (Section)	66.1 (1800m)
Race State	Finished



Aquis Park Gold Coast Poly QLD Professional

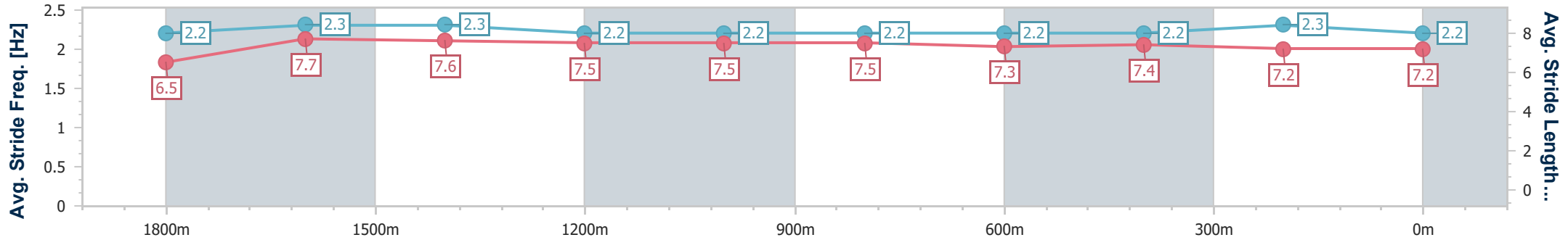
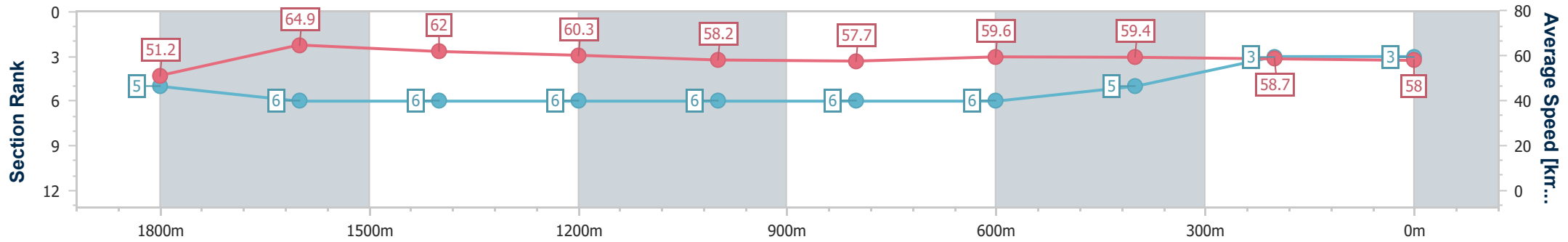
Race 6: SILVERCHEF BENCHMARK 58 Handicap - 2000m

20 April 2024 - 15:29

Track Rating: Synthetic, Weather: Fine, Rail Position: True



Section	Overall	1800m	1600m	1400m	1200m	1000m	800m	600m	400m	200m
Section Times	2:03.05 [3] (0:14.08)	1:48.97 [5] (0:11.13)	1:37.84 [6] (0:11.63)	1:26.21 [6] (0:12.07)	1:14.14 [6] (0:12.36)	1:01.78 [6] (0:12.54)	0:49.24 [6] (0:12.09)	0:37.15 [6] (0:12.28)	0:24.87 [5] (0:12.39)	0:12.48 [3] (0:12.48)
Average Speed [km/h]	51.2	64.9	62.0	60.3	58.2	57.7	59.6	59.4	58.7	58.0
Top Speed [km/h]	64.4	66.1	63.2	61.1	61.1	58.8	60.3	60.1	59.5	59.4
Avg. Dist. to Rail [m]	2.4	0.9	1.2	1.0	2.2	1.8	1.1	2.1	6.0	7.8
Avg. Stride Freq. [Hz]	2.2	2.3	2.3	2.2	2.2	2.2	2.2	2.2	2.3	2.2
Avg. Stride Length [m]	6.5	7.7	7.6	7.5	7.5	7.5	7.3	7.4	7.2	7.2



- [] Ranking at each section and finish
- .-.- No data available at this section
- NA No data available



Horse/Jockey Name	Fat Fingers
Final Rank	4
Fastest Section Time (Section)	0:10.93 (1800m)
Top Speed [km/h] (Section)	68.8 (1800m)
Race State	Finished



Aquis Park Gold Coast Poly QLD Professional

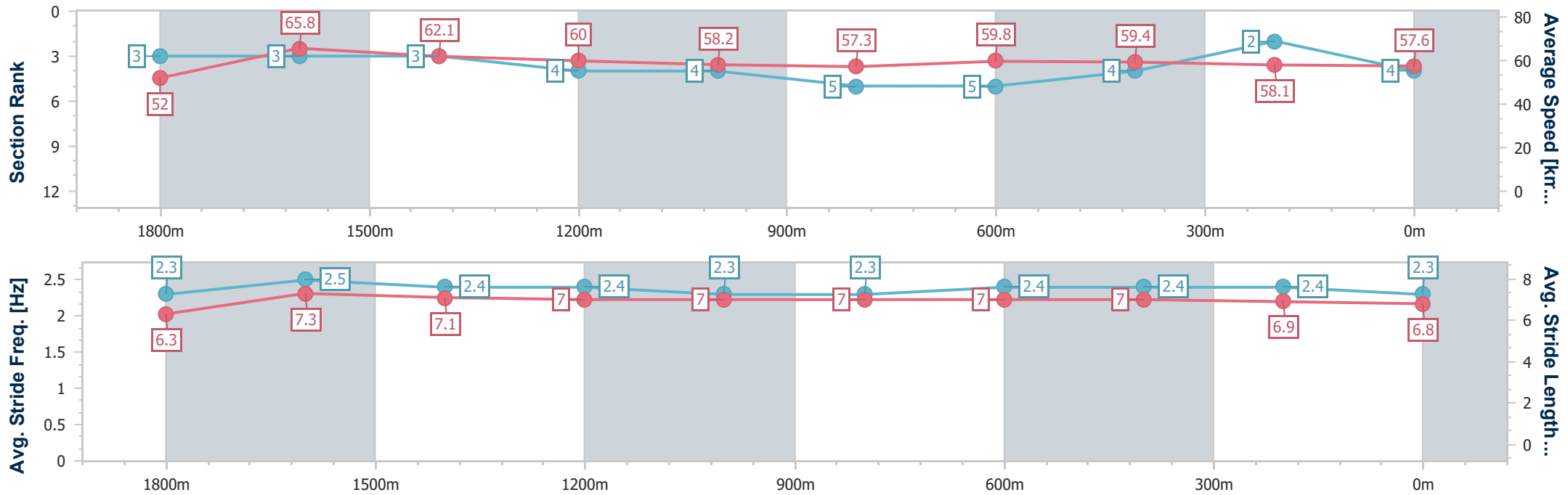
Race 6: SILVERCHEF BENCHMARK 58 Handicap - 2000m

20 April 2024 - 15:29

Track Rating: Synthetic, Weather: Fine, Rail Position: True



Section	Overall	1800m	1600m	1400m	1200m	1000m	800m	600m	400m	200m
Section Times	2:03.12 [4] (0:13.86)	1:49.26 [3] (0:10.93)	1:38.33 [3] (0:11.68)	1:26.65 [3] (0:12.16)	1:14.49 [4] (0:12.36)	1:02.13 [4] (0:12.59)	0:49.54 [5] (0:12.11)	0:37.43 [5] (0:12.34)	0:25.09 [4] (0:12.47)	0:12.62 [2] (0:12.62)
Average Speed [km/h]	52.0	65.8	62.1	60.0	58.2	57.3	59.8	59.4	58.1	57.6
Top Speed [km/h]	65.5	68.8	64.4	61.3	59.5	60.0	61.1	60.7	59.2	58.6
Avg. Dist. to Rail [m]	2.5	0.9	2.0	1.8	2.2	1.9	1.5	3.1	4.6	5.6
Avg. Stride Freq. [Hz]	2.3	2.5	2.4	2.4	2.3	2.3	2.4	2.4	2.4	2.3
Avg. Stride Length [m]	6.3	7.3	7.1	7.0	7.0	7.0	7.0	7.0	6.9	6.8



- [] Ranking at each section and finish
- .-.- No data available at this section
- NA No data available



Horse/Jockey Name	Fiddler Onthe Roof
Final Rank	5
Fastest Section Time (Section)	0:10.90 (1800m)
Top Speed [km/h] (Section)	67.9 (1800m)
Race State	Finished



Aquis Park Gold Coast Poly QLD Professional

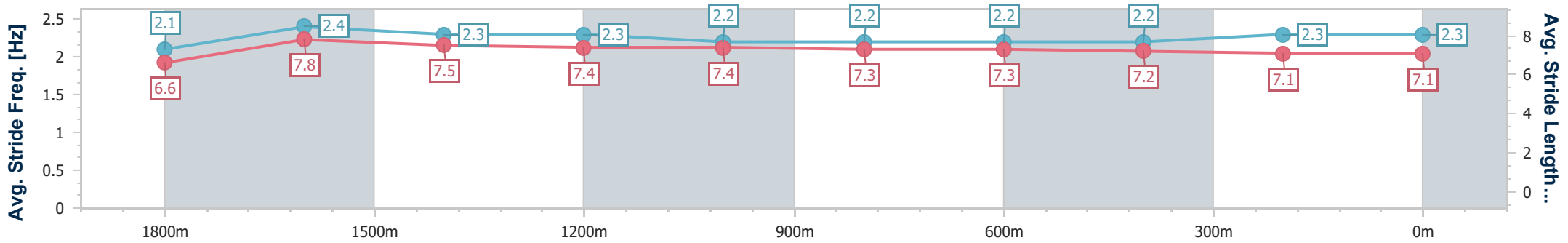
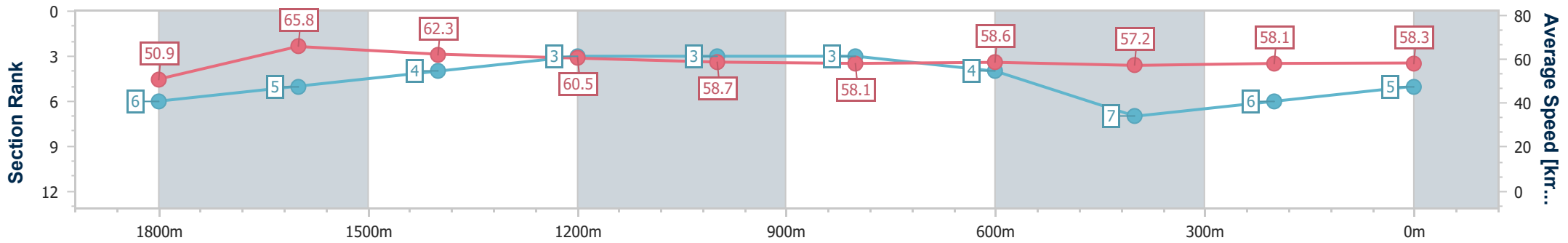
Race 6: SILVERCHEF BENCHMARK 58 Handicap - 2000m

20 April 2024 - 15:29

Track Rating: Synthetic, Weather: Fine, Rail Position: True



Section	Overall	1800m	1600m	1400m	1200m	1000m	800m	600m	400m	200m
Section Times	2:03.18 [5] (0:14.16)	1:49.02 [6] (0:10.90)	1:38.12 [5] (0:11.53)	1:26.59 [4] (0:11.97)	1:14.62 [3] (0:12.29)	1:02.33 [3] (0:12.42)	0:49.91 [3] (0:12.34)	0:37.57 [4] (0:12.64)	0:24.93 [7] (0:12.49)	0:12.44 [6] (0:12.44)
Average Speed [km/h]	50.9	65.8	62.3	60.5	58.7	58.1	58.6	57.2	58.1	58.3
Top Speed [km/h]	66.3	67.9	63.5	62.2	61.0	59.5	59.7	58.3	59.7	59.6
Avg. Dist. to Rail [m]	2.5	1.3	0.8	1.0	1.4	1.1	0.8	1.2	2.9	3.8
Avg. Stride Freq. [Hz]	2.1	2.4	2.3	2.3	2.2	2.2	2.2	2.2	2.3	2.3
Avg. Stride Length [m]	6.6	7.8	7.5	7.4	7.4	7.3	7.3	7.2	7.1	7.1



- [] Ranking at each section and finish
- .-.- No data available at this section
- NA No data available



Horse/Jockey Name	Sir Zino
Final Rank	6
Fastest Section Time (Section)	0:11.15 (1800m)
Top Speed [km/h] (Section)	65.7 (1800m)
Race State	Finished



Aquis Park Gold Coast Poly QLD Professional

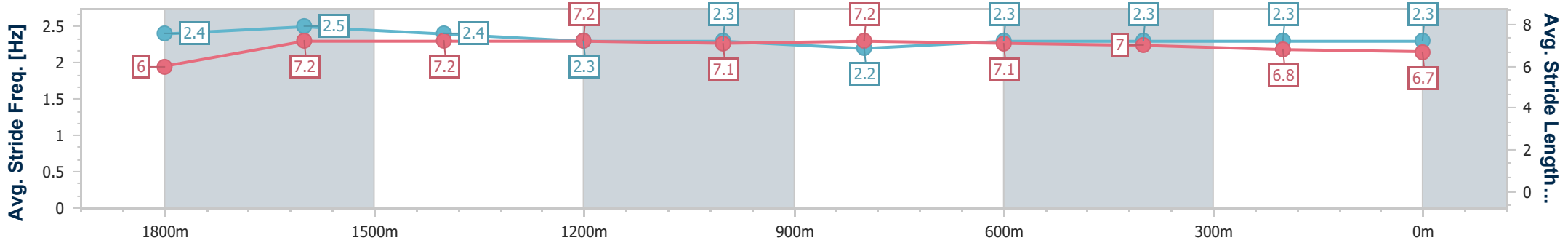
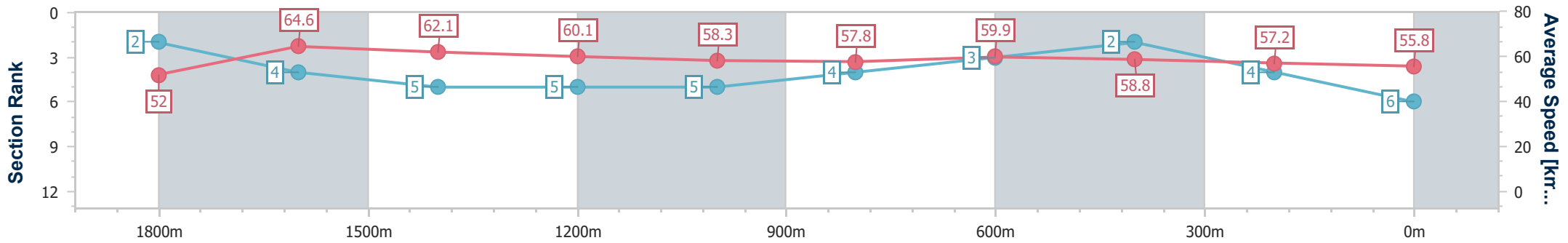
Race 6: SILVERCHEF BENCHMARK 58 Handicap - 2000m



20 April 2024 - 15:29

Track Rating: Synthetic, Weather: Fine, Rail Position: True

Section	Overall	1800m	1600m	1400m	1200m	1000m	800m	600m	400m	200m
Section Times	2:03.53 [6] (0:13.82)	1:49.71 [2] (0:11.15)	1:38.56 [4] (0:11.65)	1:26.91 [5] (0:12.05)	1:14.86 [5] (0:12.35)	1:02.51 [5] (0:12.51)	0:50.00 [4] (0:12.05)	0:37.95 [3] (0:12.37)	0:25.58 [2] (0:12.69)	0:12.89 [4] (0:12.89)
Average Speed [km/h]	52.0	64.6	62.1	60.1	58.3	57.8	59.9	58.8	57.2	55.8
Top Speed [km/h]	65.4	65.7	64.2	61.1	60.1	59.1	60.9	59.9	58.8	57.3
Avg. Dist. to Rail [m]	1.3	0.5	1.8	0.8	0.8	0.7	0.8	2.2	4.1	5.5
Avg. Stride Freq. [Hz]	2.4	2.5	2.4	2.3	2.3	2.2	2.3	2.3	2.3	2.3
Avg. Stride Length [m]	6.0	7.2	7.2	7.2	7.1	7.2	7.1	7.0	6.8	6.7



- [] Ranking at each section and finish
- .-.- No data available at this section
- NA No data available



Horse/Jockey Name	Magic Mikey
Final Rank	7
Fastest Section Time (Section)	0:11.30 (1800m)
Top Speed [km/h] (Section)	65.2 (1800m)
Race State	Finished



Aquis Park Gold Coast Poly QLD Professional

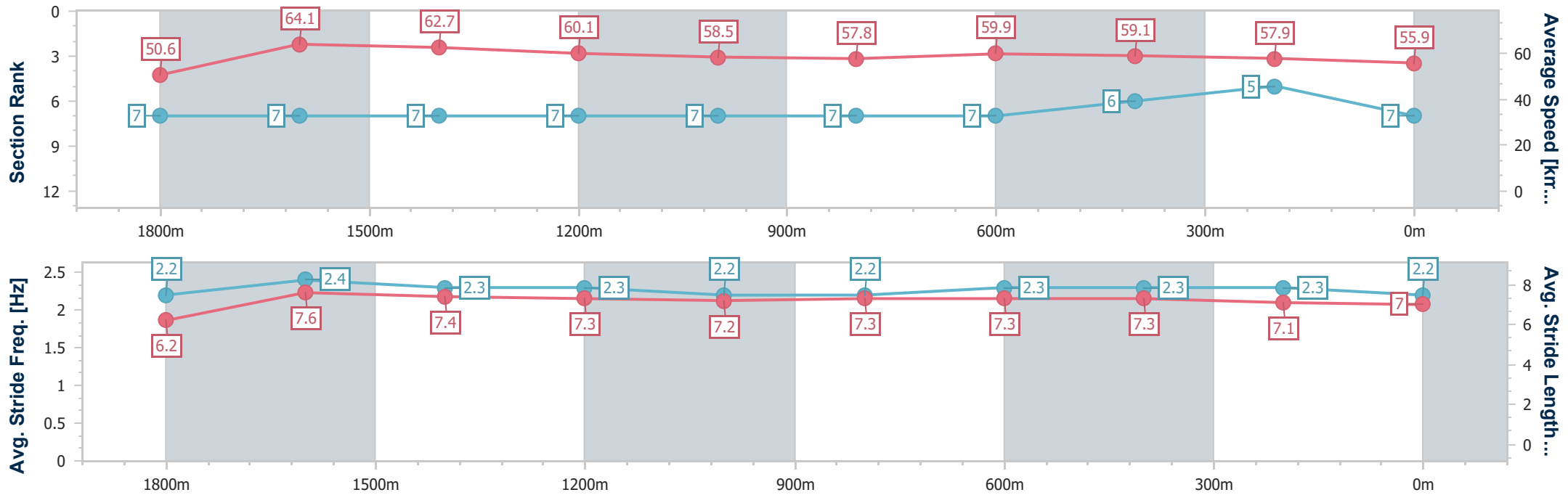
Race 6: SILVERCHEF BENCHMARK 58 Handicap - 2000m

20 April 2024 - 15:29

Track Rating: Synthetic, Weather: Fine, Rail Position: True



Section	Overall	1800m	1600m	1400m	1200m	1000m	800m	600m	400m	200m
Section Times	2:03.68 [7] (0:14.24)	1:49.44 [7] (0:11.30)	1:38.14 [7] (0:11.56)	1:26.58 [7] (0:12.03)	1:14.55 [7] (0:12.31)	1:02.24 [7] (0:12.46)	0:49.78 [7] (0:12.04)	0:37.74 [7] (0:12.25)	0:25.49 [6] (0:12.51)	0:12.98 [5] (0:12.98)
Average Speed [km/h]	50.6	64.1	62.7	60.1	58.5	57.8	59.9	59.1	57.9	55.9
Top Speed [km/h]	64.7	65.2	63.3	61.3	60.7	58.9	60.2	59.8	58.4	57.5
Avg. Dist. to Rail [m]	3.8	1.7	1.6	0.8	1.1	0.7	0.2	0.9	4.1	6.1
Avg. Stride Freq. [Hz]	2.2	2.4	2.3	2.3	2.2	2.2	2.3	2.3	2.3	2.2
Avg. Stride Length [m]	6.2	7.6	7.4	7.3	7.2	7.3	7.3	7.3	7.1	7.0



- [] Ranking at each section and finish
- .-.- No data available at this section
- NA No data available



Horse/Jockey Name	Sudden Suspect
Final Rank	8
Fastest Section Time (Section)	0:11.80 (1800m)
Top Speed [km/h] (Section)	62.8 (200m)
Race State	Finished



Aquis Park Gold Coast Poly QLD Professional

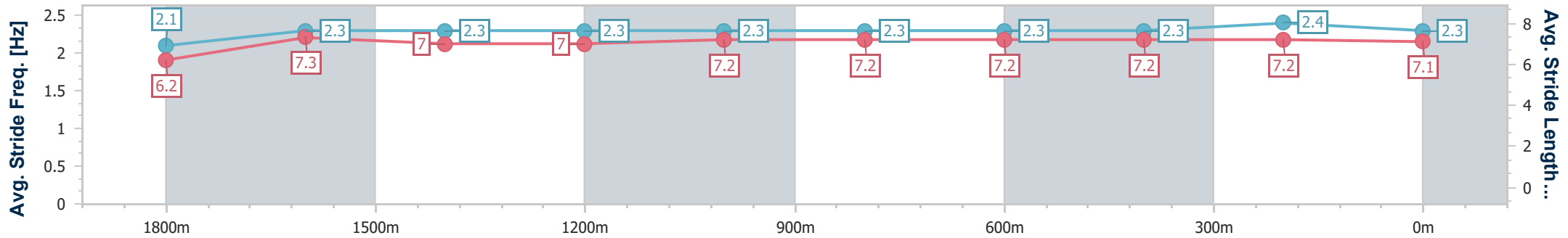
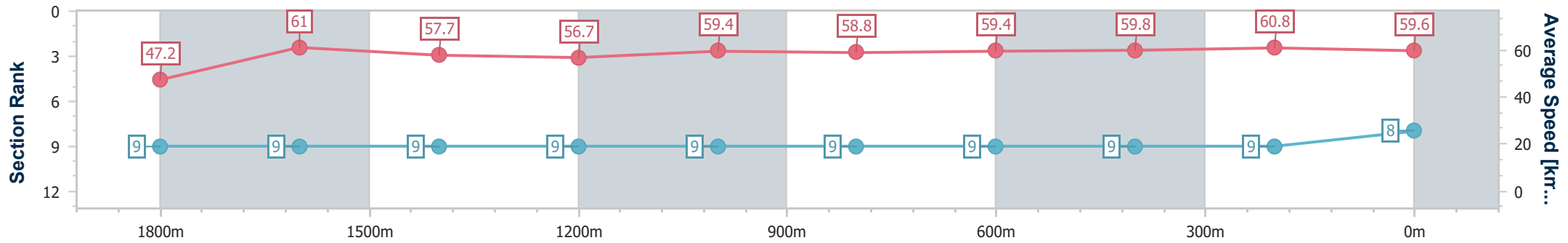
Race 6: SILVERCHEF BENCHMARK 58 Handicap - 2000m

20 April 2024 - 15:29

Track Rating: Synthetic, Weather: Fine, Rail Position: True



Section	Overall	1800m	1600m	1400m	1200m	1000m	800m	600m	400m	200m
Section Times	2:04.80 [8] (0:15.26)	1:49.54 [9] (0:11.80)	1:37.74 [9] (0:12.42)	1:25.32 [9] (0:12.69)	1:12.63 [9] (0:12.12)	1:00.51 [9] (0:12.26)	0:48.25 [9] (0:12.23)	0:36.02 [9] (0:12.10)	0:23.92 [9] (0:11.86)	0:12.06 [9] (0:12.06)
Average Speed [km/h]	47.2	61.0	57.7	56.7	59.4	58.8	59.4	59.8	60.8	59.6
Top Speed [km/h]	60.8	62.1	58.8	57.8	60.2	59.3	60.2	60.4	62.4	62.8
Avg. Dist. to Rail [m]	2.8	1.1	0.8	0.4	1.6	1.0	1.4	1.6	2.5	6.1
Avg. Stride Freq. [Hz]	2.1	2.3	2.3	2.3	2.3	2.3	2.3	2.3	2.4	2.3
Avg. Stride Length [m]	6.2	7.3	7.0	7.0	7.2	7.2	7.2	7.2	7.2	7.1



- [] Ranking at each section and finish
- .-.- No data available at this section
- NA No data available



Horse/Jockey Name	Hereditary
Final Rank	9
Fastest Section Time (Section)	0:10.56 (1800m)
Top Speed [km/h] (Section)	67.7 (1800m)
Race State	Finished



Aquis Park Gold Coast Poly QLD Professional

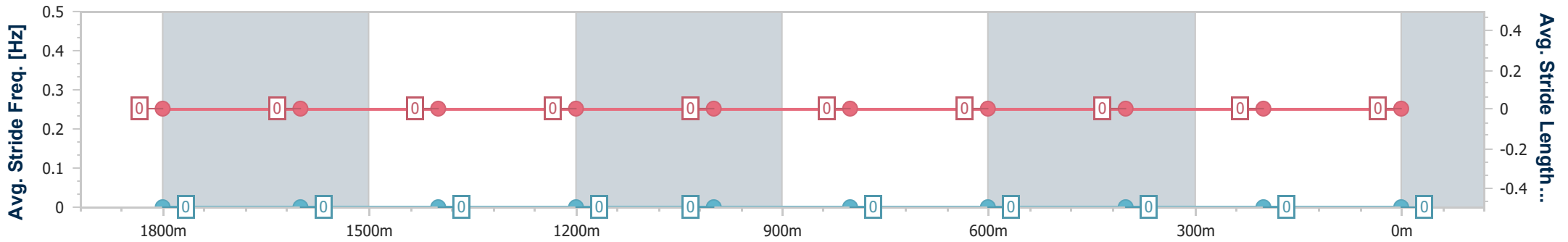
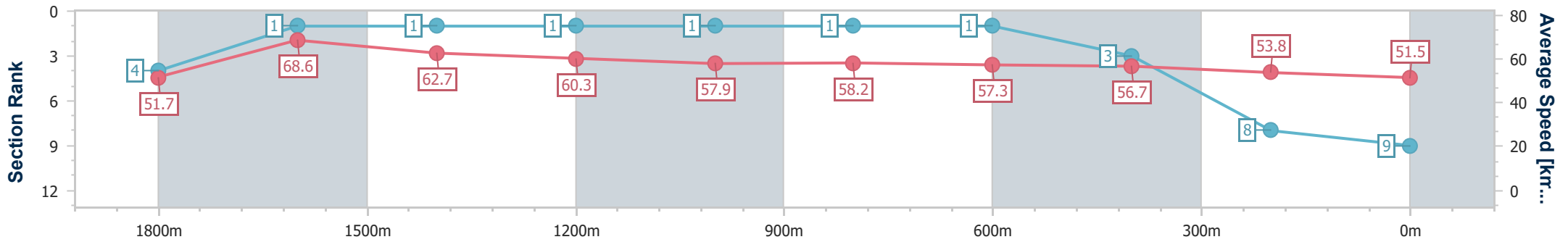
Race 6: SILVERCHEF BENCHMARK 58 Handicap - 2000m

20 April 2024 - 15:29

Track Rating: Synthetic, Weather: Fine, Rail Position: True



Section	Overall	1800m	1600m	1400m	1200m	1000m	800m	600m	400m	200m			
Section Times	2:05.36 [9] (0:13.91)	1:51.45 [4] (0:10.56)	1:40.89 [1] (0:11.57)	1:29.32 [1] (0:11.92)	1:17.40 [1] (0:12.44)	1:04.96 [1] (0:12.39)	0:52.57 [1] (0:12.53)	0:40.04 [1] (0:12.64)	0:27.40 [3] (0:13.43)	0:13.97 [8] (0:13.97)			
Average Speed [km/h]	51.7	68.6	62.7	60.3	57.9	58.2	57.3	56.7	53.8	51.5			
Top Speed [km/h]	67.0	67.7	65.3	62.3	58.8	58.8	58.1	58.3	54.8	53.1			
Avg. Dist. to Rail [m]	5.5	2.9	0.9	0.3	0.2	0.3	0.2	0.7	1.2	2.8			
Avg. Stride Freq. [Hz]	--	--	--	--	--	--	--	--	--	--			
Avg. Stride Length [m]	--	--	--	--	--	--	--	--	--	--			



- [] Ranking at each section and finish
- No data available at this section
- NA No data available



Aquis Park Gold Coast Poly QLD Professional
Race 7: COMMERCIAL KITCHEN COMPANY BENCHMARK 55 Handicap - 1540m
20 April 2024 - 16:09



Track Rating: Synthetic, Weather: Fine, Rail Position: True

Section		Overall	1400m	1200m	1000m	800m	600m	400m	Last 600m				
Field Times		1:33.76 (0:10.29)	1:23.47 (0:11.67)	1:11.80 (0:12.25)	0:59.55 (0:12.40)	0:47.15 (0:12.40)	0:34.75 (0:11.81)	0:22.94 (0:11.39)	0:34.75				
Rank	TAB Horse/Jockey	Barrier	Top Speed [km/h]	Fastest Section									Distance Travelled [m]
1	4 REFORMIST Paul Hammersley	3	66.3 400m	0:10.71 Overall	1:33.76 [1] (0:10.71)	1:23.05 [6] (0:11.87)	1:11.18 [6] (0:12.54)	0:58.64 [6] (0:12.09)	0:46.55 [6] (0:12.35)	0:34.20 [5] (0:11.44)	0:22.76 [3] (0:11.21)	0:34.20	
2	1 BREAKING GROUND Cody Collis	5	66.4 400m	0:10.64 Overall	1:33.77 [2] (0:10.64)	1:23.13 [5] (0:11.81)	1:11.32 [4] (0:12.30)	0:59.02 [4] (0:12.23)	0:46.79 [4] (0:12.42)	0:34.37 [4] (0:11.63)	0:22.74 [4] (0:11.29)	0:34.37	+2
3	7 STEP ON FIRE Emily Lang	7	66.3 200m	0:10.95 Overall	1:33.92 [3] (0:10.95)	1:22.97 [7] (0:11.83)	1:11.14 [7] (0:12.52)	0:58.62 [7] (0:12.19)	0:46.43 [7] (0:12.43)	0:34.00 [8] (0:11.65)	0:22.35 [9] (0:11.29)	0:34.00	+1
4	3 DIMENSION Jasper Franklin	4	64.5 1400m	0:10.31 Overall	1:34.15 [4] (0:10.31)	1:23.84 [2] (0:11.84)	1:12.00 [2] (0:12.19)	0:59.81 [2] (0:12.39)	0:47.42 [2] (0:12.39)	0:35.03 [2] (0:11.76)	0:23.27 [2] (0:11.53)	0:35.03	-2
5	10 MARLEEDOONE Jag Guthmann-Chester	9	65.9 400m	0:11.28 400m	1:34.17 [5] (0:11.44)	1:22.73 [9] (0:11.67)	1:11.06 [9] (0:12.52)	0:58.54 [9] (0:12.13)	0:46.41 [9] (0:12.34)	0:34.07 [9] (0:11.32)	0:22.75 [8] (0:11.28)	0:34.07	-3
6	8 HOT BANANAS Yvette Lewis	2	63.6 400m	0:10.35 Overall	1:34.25 [6] (0:10.35)	1:23.90 [3] (0:11.90)	1:12.00 [3] (0:12.35)	0:59.65 [3] (0:12.28)	0:47.37 [3] (0:12.45)	0:34.92 [3] (0:11.73)	0:23.19 [5] (0:11.59)	0:34.92	-5
7	9 VACATION LEAVE Lilli Barr	1	64.3 400m	0:10.47 Overall	1:34.27 [7] (0:10.47)	1:23.80 [4] (0:11.98)	1:11.82 [5] (0:12.42)	0:59.40 [5] (0:12.25)	0:47.15 [5] (0:12.46)	0:34.69 [6] (0:11.65)	0:23.04 [6] (0:11.44)	0:34.69	-3
8	11 FIVE STAR DECANTER Luke Miller	8	65.6 400m	0:11.24 Overall	1:34.28 [8] (0:11.24)	1:23.04 [8] (0:11.63)	1:11.41 [8] (0:12.58)	0:58.83 [8] (0:12.07)	0:46.76 [8] (0:12.32)	0:34.44 [7] (0:11.53)	0:22.91 [7] (0:11.37)	0:34.44	-4
9	5 APPLE CIDER Matthew Palmer	50	65.3 1400m	0:10.29 Overall	1:34.62 [9] (0:10.29)	1:24.33 [1] (0:11.67)	1:12.66 [1] (0:12.25)	1:00.41 [1] (0:12.40)	0:48.01 [1] (0:12.40)	0:35.61 [1] (0:11.81)	0:23.80 [1] (0:11.70)	0:35.61	+1

Scratched: Muiron (#2), Magic Mikey (#6)

[] Ranking at each section and finish
 -:-:- No data available at this section
 NA No data available

SCN Saddle cloth number
 DNF Did not finish
 DNT Did not track



Aquis Park Gold Coast Poly QLD Professional
Race 7: COMMERCIAL KITCHEN COMPANY BENCHMARK 55 Handicap - 1540m
20 April 2024 - 16:09



Track Rating: Synthetic, Weather: Fine, Rail Position: True

Section				200m				Last 600m	
Field Times				0:11.55 (0:11.55)				0:34.75	
Rank	TAB	Horse/Jockey	Barrier	Top Speed [km/h]	Fastest Section	Margin			Distance Travelled [m]
1	4	REFORMIST Paul Hammersley	3	66.3 400m	0:10.71 Overall	0:11.55 [1] (0:11.55)	1:33.76		0:34.20
2	1	BREAKING GROUND Cody Collis	5	66.4 400m	0:10.64 Overall	0:11.45 [2] (0:11.45)	0.1L		0:34.37 +2
3	7	STEP ON FIRE Emily Lang	7	66.3 200m	0:10.95 Overall	0:11.06 [9] (0:11.06)	0.9L		0:34.00 +1
4	3	DIMENSION Jasper Franklin	4	64.5 1400m	0:10.31 Overall	0:11.74 [3] (0:11.74)	2.2L		0:35.03 -2
5	10	MARLEEDOONE Jag Guthmann-Chester	9	65.9 400m	0:11.28 400m	0:11.47 [7] (0:11.47)	2.3L		0:34.07 -3
6	8	HOT BANANAS Yvette Lewis	2	63.6 400m	0:10.35 Overall	0:11.60 [5] (0:11.60)	2.7L		0:34.92 -5
7	9	VACATION LEAVE Lilli Barr	1	64.3 400m	0:10.47 Overall	0:11.60 [6] (0:11.60)	2.8L		0:34.69 -3
8	11	FIVE STAR DECANTER Luke Miller	8	65.6 400m	0:11.24 Overall	0:11.54 [8] (0:11.54)	2.9L		0:34.44 -4
9	5	APPLE CIDER Matthew Palmer	50	65.3 1400m	0:10.29 Overall	0:12.10 [4] (0:12.10)	4.7L		0:35.61 +1

Scratched: Muiron (#2), Magic Mikey (#6)

[] Ranking at each section and finish
 -:-:- No data available at this section
 NA No data available

SCN Saddle cloth number
 DNF Did not finish
 DNT Did not track



Horse/Jockey Name	Reformist
Final Rank	1
Fastest Section Time (Section)	0:10.71 (Overall)
Top Speed [km/h] (Section)	66.3 (400m)
Race State	Finished

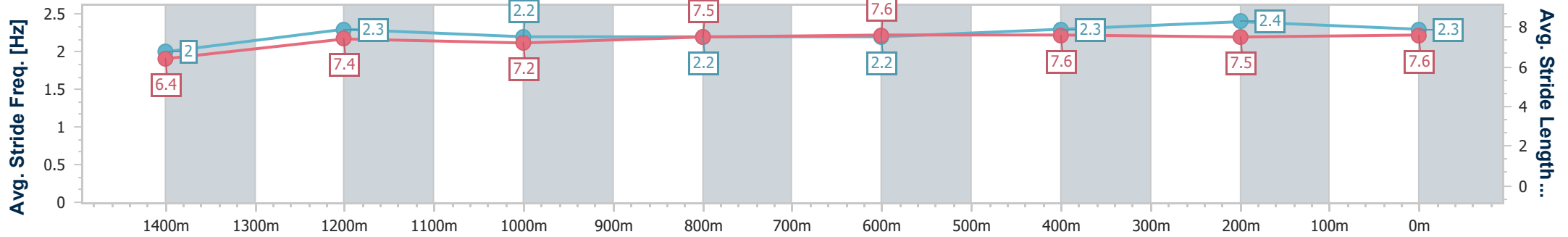
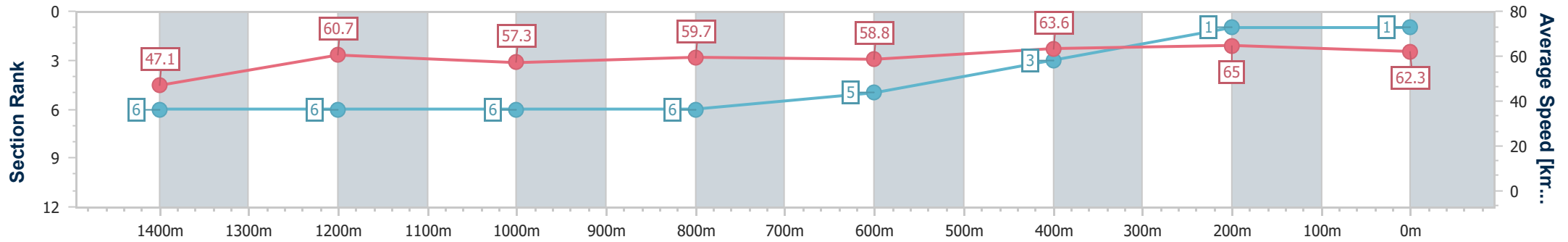


Aquis Park Gold Coast Poly QLD Professional
 Race 7: COMMERCIAL KITCHEN COMPANY BENCHMARK 55
 Handicap - 1540m
 20 April 2024 - 16:09



Track Rating: Synthetic, Weather: Fine, Rail Position: True

Section	Overall	1400m	1200m	1000m	800m	600m	400m	200m
Section Times	1:33.76 [1] (0:10.71)	1:23.05 [6] (0:11.87)	1:11.18 [6] (0:12.54)	0:58.64 [6] (0:12.09)	0:46.55 [6] (0:12.35)	0:34.20 [5] (0:11.44)	0:22.76 [3] (0:11.21)	0:11.55 [1] (0:11.55)
Average Speed [km/h]	47.1	60.7	57.3	59.7	58.8	63.6	65.0	62.3
Top Speed [km/h]	61.8	62.4	58.7	60.6	61.9	65.0	66.3	65.0
Avg. Dist. to Rail [m]	2.5	0.4	0.6	0.9	1.6	2.3	5.5	4.5
Avg. Stride Freq. [Hz]	2.0	2.3	2.2	2.2	2.2	2.3	2.4	2.3
Avg. Stride Length [m]	6.4	7.4	7.2	7.5	7.6	7.6	7.5	7.6



- [] Ranking at each section and finish
- .-.- No data available at this section
- NA No data available



Horse/Jockey Name	Breaking Ground
Final Rank	2
Fastest Section Time (Section)	0:10.64 (Overall)
Top Speed [km/h] (Section)	66.4 (400m)
Race State	Finished

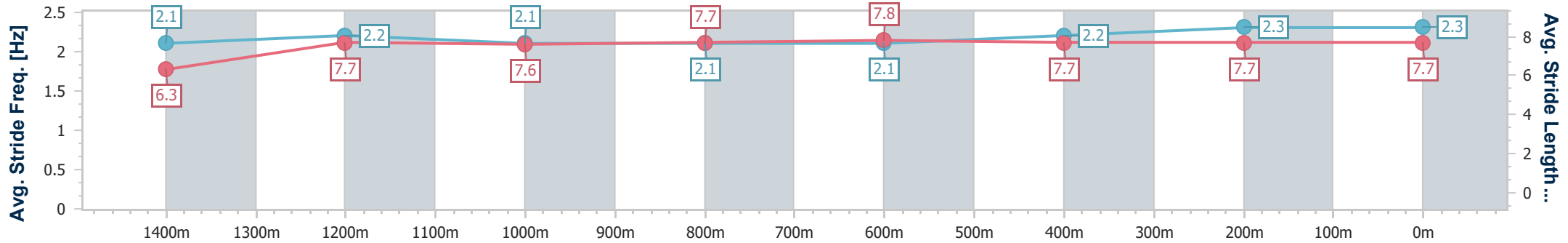
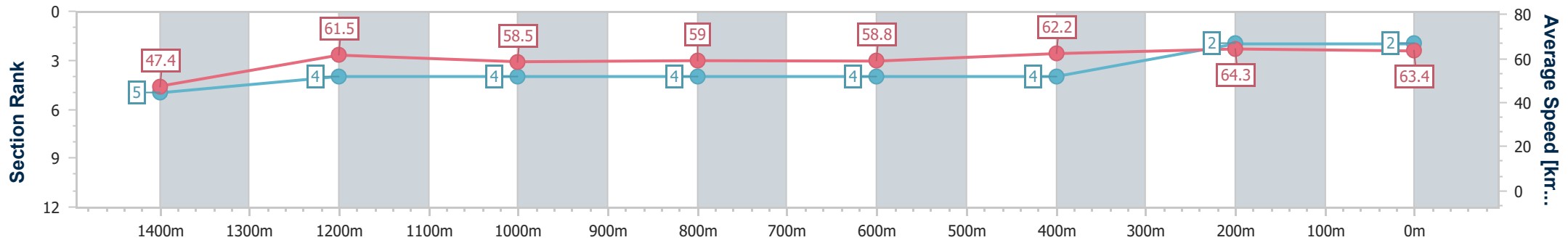


Aquis Park Gold Coast Poly QLD Professional
 Race 7: COMMERCIAL KITCHEN COMPANY BENCHMARK 55
 Handicap - 1540m
 20 April 2024 - 16:09



Track Rating: Synthetic, Weather: Fine, Rail Position: True

Section	Overall	1400m	1200m	1000m	800m	600m	400m	200m
Section Times	1:33.77 [2] (0:10.64)	1:23.13 [5] (0:11.81)	1:11.32 [4] (0:12.30)	0:59.02 [4] (0:12.23)	0:46.79 [4] (0:12.42)	0:34.37 [4] (0:11.63)	0:22.74 [4] (0:11.29)	0:11.45 [2] (0:11.45)
Average Speed [km/h]	47.4	61.5	58.5	59.0	58.8	62.2	64.3	63.4
Top Speed [km/h]	62.1	62.4	59.0	59.7	61.1	63.3	66.4	64.5
Avg. Dist. to Rail [m]	4.3	1.1	2.0	1.7	1.9	1.7	3.6	3.2
Avg. Stride Freq. [Hz]	2.1	2.2	2.1	2.1	2.1	2.2	2.3	2.3
Avg. Stride Length [m]	6.3	7.7	7.6	7.7	7.8	7.7	7.7	7.7



- [] Ranking at each section and finish
- .-.- No data available at this section
- NA No data available



Horse/Jockey Name	Step On Fire
Final Rank	3
Fastest Section Time (Section)	0:10.95 (Overall)
Top Speed [km/h] (Section)	66.3 (200m)
Race State	Finished



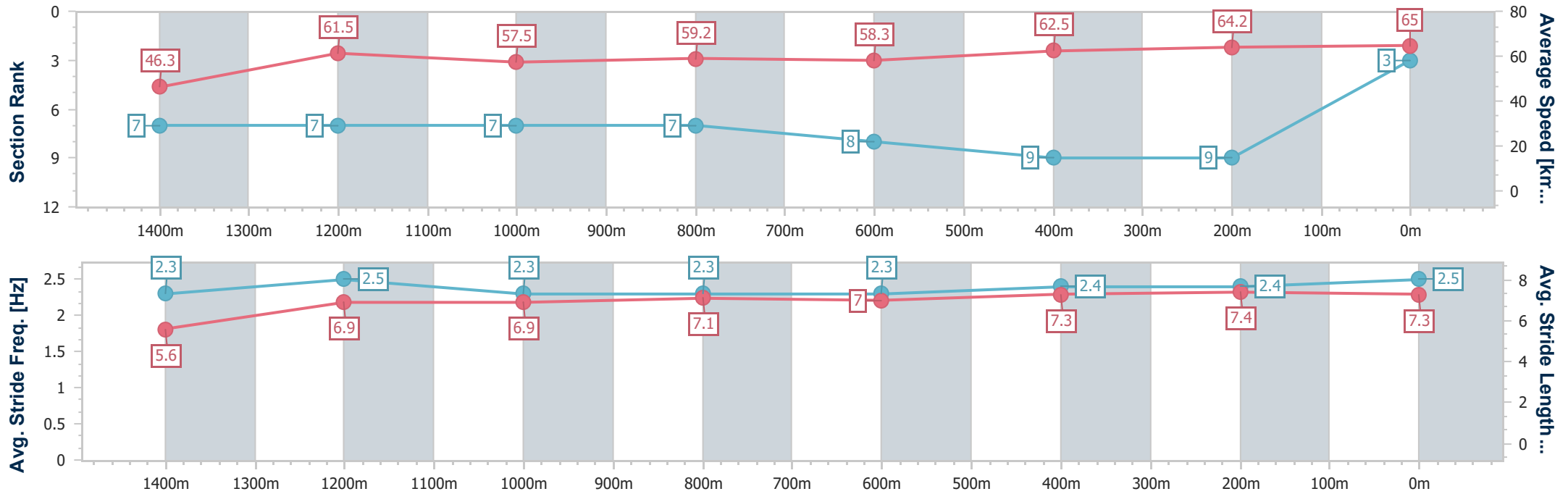
Aquis Park Gold Coast Poly QLD Professional
Race 7: COMMERCIAL KITCHEN COMPANY BENCHMARK 55
Handicap - 1540m



20 April 2024 - 16:09

Track Rating: Synthetic, Weather: Fine, Rail Position: True

Section	Overall	1400m	1200m	1000m	800m	600m	400m	200m
Section Times	1:33.92 [3] (0:10.95)	1:22.97 [7] (0:11.83)	1:11.14 [7] (0:12.52)	0:58.62 [7] (0:12.19)	0:46.43 [7] (0:12.43)	0:34.00 [8] (0:11.65)	0:22.35 [9] (0:11.29)	0:11.06 [9] (0:11.06)
Average Speed [km/h]	46.3	61.5	57.5	59.2	58.3	62.5	64.2	65.0
Top Speed [km/h]	60.5	63.2	59.0	60.9	61.1	63.6	66.0	66.3
Avg. Dist. to Rail [m]	5.6	1.4	1.8	2.0	1.5	2.1	4.2	8.0
Avg. Stride Freq. [Hz]	2.3	2.5	2.3	2.3	2.3	2.4	2.4	2.5
Avg. Stride Length [m]	5.6	6.9	6.9	7.1	7.0	7.3	7.4	7.3



- [] Ranking at each section and finish
- .-.- No data available at this section
- NA No data available



Horse/Jockey Name	Dimension
Final Rank	4
Fastest Section Time (Section)	0:10.31 (Overall)
Top Speed [km/h] (Section)	64.5 (1400m)
Race State	Finished



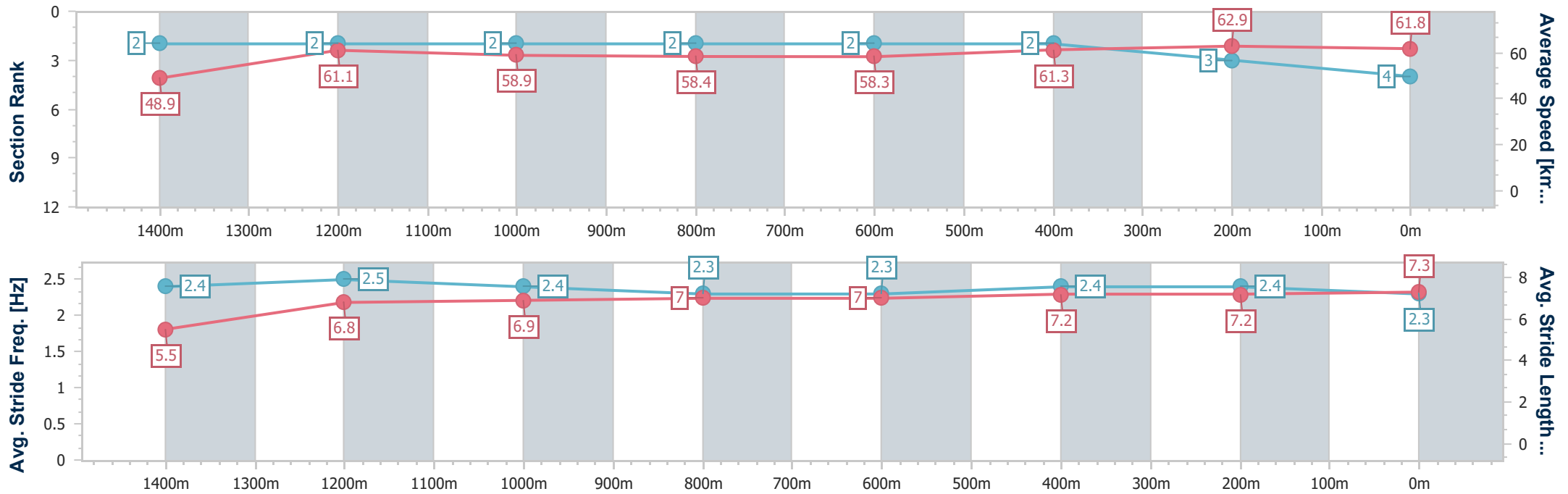
Aquis Park Gold Coast Poly QLD Professional
 Race 7: COMMERCIAL KITCHEN COMPANY BENCHMARK 55
 Handicap - 1540m



20 April 2024 - 16:09

Track Rating: Synthetic, Weather: Fine, Rail Position: True

Section	Overall	1400m	1200m	1000m	800m	600m	400m	200m
Section Times	1:34.15 [4] (0:10.31)	1:23.84 [2] (0:11.84)	1:12.00 [2] (0:12.19)	0:59.81 [2] (0:12.39)	0:47.42 [2] (0:12.39)	0:35.03 [2] (0:11.76)	0:23.27 [2] (0:11.53)	0:11.74 [3] (0:11.74)
Average Speed [km/h]	48.9	61.1	58.9	58.4	58.3	61.3	62.9	61.8
Top Speed [km/h]	64.0	64.5	59.7	59.2	60.7	62.0	64.3	62.9
Avg. Dist. to Rail [m]	3.7	0.6	0.8	1.3	1.1	0.5	1.6	2.0
Avg. Stride Freq. [Hz]	2.4	2.5	2.4	2.3	2.3	2.4	2.4	2.3
Avg. Stride Length [m]	5.5	6.8	6.9	7.0	7.0	7.2	7.2	7.3



- [] Ranking at each section and finish
- .-.- No data available at this section
- NA No data available



Horse/Jockey Name	Marleedoone
Final Rank	5
Fastest Section Time (Section)	0:11.28 (400m)
Top Speed [km/h] (Section)	65.9 (400m)
Race State	Finished

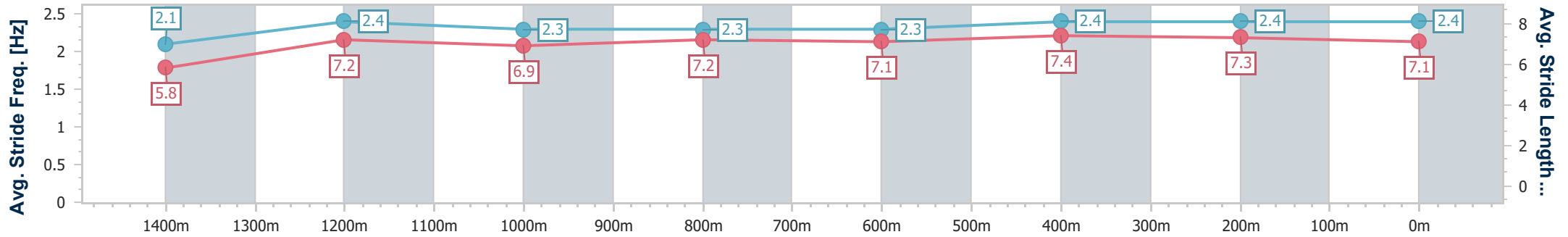
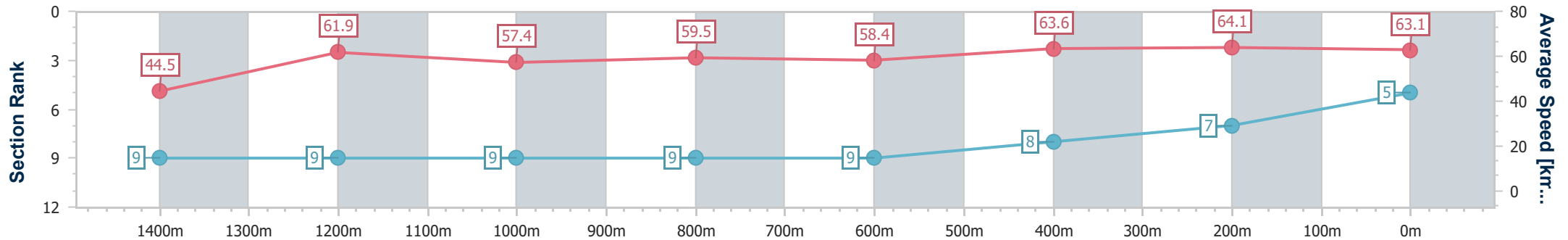


Aquis Park Gold Coast Poly QLD Professional
 Race 7: COMMERCIAL KITCHEN COMPANY BENCHMARK 55
 Handicap - 1540m
 20 April 2024 - 16:09



Track Rating: Synthetic, Weather: Fine, Rail Position: True

Section	Overall	1400m	1200m	1000m	800m	600m	400m	200m
Section Times	1:34.17 [5] (0:11.44)	1:22.73 [9] (0:11.67)	1:11.06 [9] (0:12.52)	0:58.54 [9] (0:12.13)	0:46.41 [9] (0:12.34)	0:34.07 [9] (0:11.32)	0:22.75 [8] (0:11.28)	0:11.47 [7] (0:11.47)
Average Speed [km/h]	44.5	61.9	57.4	59.5	58.4	63.6	64.1	63.1
Top Speed [km/h]	59.1	64.7	61.5	61.0	61.0	65.5	65.9	63.7
Avg. Dist. to Rail [m]	7.2	0.5	1.9	0.9	0.4	0.4	1.8	4.2
Avg. Stride Freq. [Hz]	2.1	2.4	2.3	2.3	2.3	2.4	2.4	2.4
Avg. Stride Length [m]	5.8	7.2	6.9	7.2	7.1	7.4	7.3	7.1



- [] Ranking at each section and finish
- .-.- No data available at this section
- NA No data available



Horse/Jockey Name	Hot Bananas
Final Rank	6
Fastest Section Time (Section)	0:10.35 (Overall)
Top Speed [km/h] (Section)	63.6 (400m)
Race State	Finished

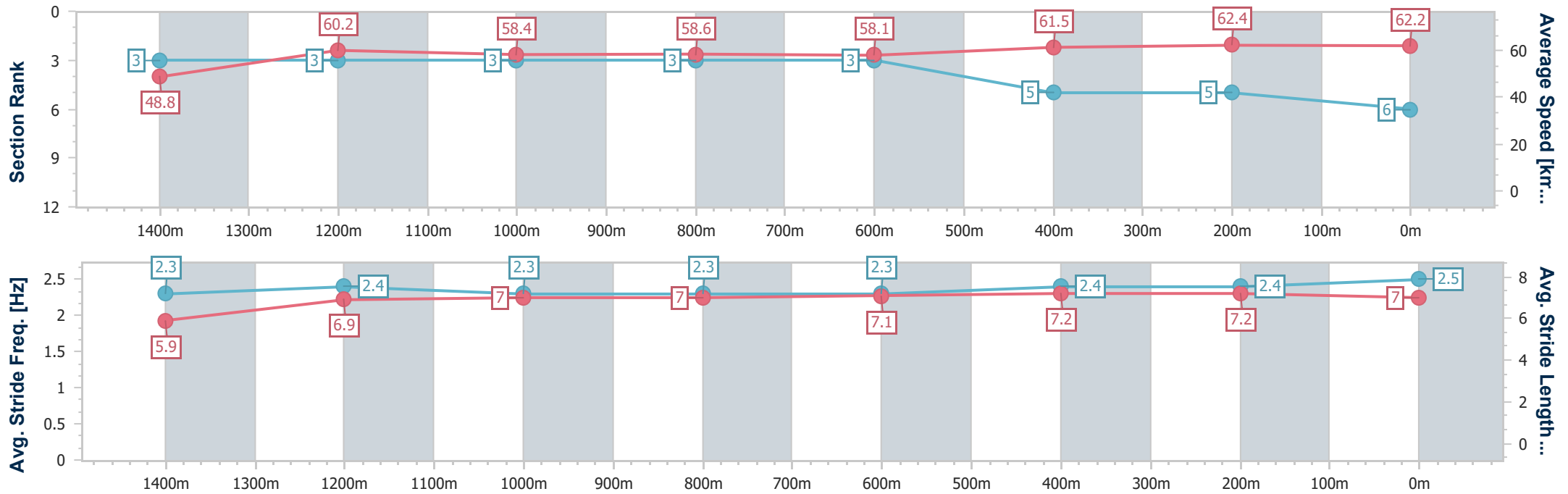


Aquis Park Gold Coast Poly QLD Professional
 Race 7: COMMERCIAL KITCHEN COMPANY BENCHMARK 55
 Handicap - 1540m
 20 April 2024 - 16:09



Track Rating: Synthetic, Weather: Fine, Rail Position: True

Section	Overall	1400m	1200m	1000m	800m	600m	400m	200m
Section Times	1:34.25 [6] (0:10.35)	1:23.90 [3] (0:11.90)	1:12.00 [3] (0:12.35)	0:59.65 [3] (0:12.28)	0:47.37 [3] (0:12.45)	0:34.92 [3] (0:11.73)	0:23.19 [5] (0:11.59)	0:11.60 [5] (0:11.60)
Average Speed [km/h]	48.8	60.2	58.4	58.6	58.1	61.5	62.4	62.2
Top Speed [km/h]	63.6	63.6	59.3	59.4	60.0	62.7	63.6	63.3
Avg. Dist. to Rail [m]	2.3	0.3	0.2	0.2	0.6	0.9	2.2	4.7
Avg. Stride Freq. [Hz]	2.3	2.4	2.3	2.3	2.3	2.4	2.4	2.5
Avg. Stride Length [m]	5.9	6.9	7.0	7.0	7.1	7.2	7.2	7.0



- [] Ranking at each section and finish
- .-.- No data available at this section
- NA No data available



Horse/Jockey Name	Vacation Leave
Final Rank	7
Fastest Section Time (Section)	0:10.47 (Overall)
Top Speed [km/h] (Section)	64.3 (400m)
Race State	Finished

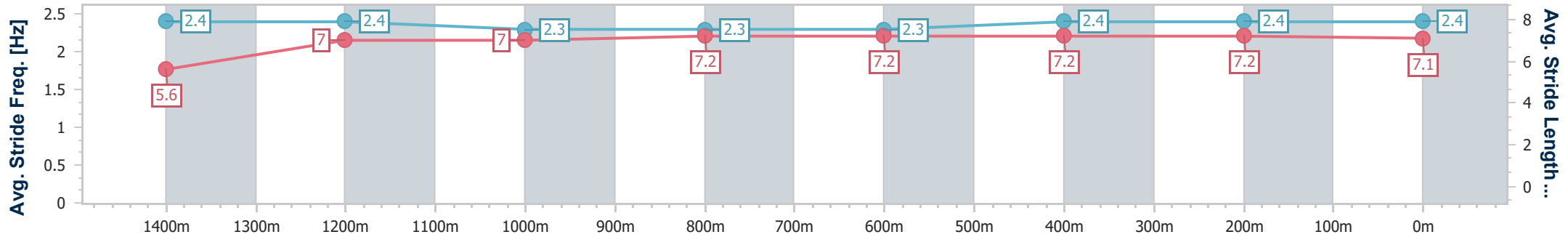
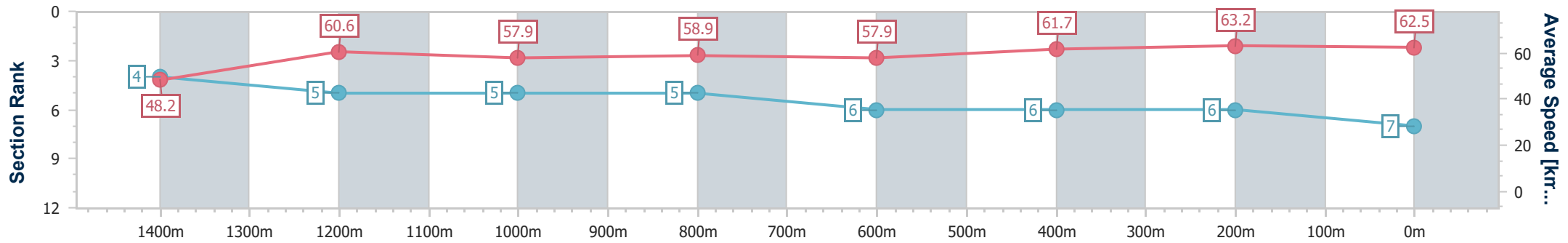


Aquis Park Gold Coast Poly QLD Professional
 Race 7: COMMERCIAL KITCHEN COMPANY BENCHMARK 55
 Handicap - 1540m
 20 April 2024 - 16:09



Track Rating: Synthetic, Weather: Fine, Rail Position: True

Section	Overall	1400m	1200m	1000m	800m	600m	400m	200m
Section Times	1:34.27 [7] (0:10.47)	1:23.80 [4] (0:11.98)	1:11.82 [5] (0:12.42)	0:59.40 [5] (0:12.25)	0:47.15 [5] (0:12.46)	0:34.69 [6] (0:11.65)	0:23.04 [6] (0:11.44)	0:11.60 [6] (0:11.60)
Average Speed [km/h]	48.2	60.6	57.9	58.9	57.9	61.7	63.2	62.5
Top Speed [km/h]	61.3	62.3	59.0	59.6	60.0	62.9	64.3	64.1
Avg. Dist. to Rail [m]	1.6	0.9	0.9	0.4	0.3	0.6	2.5	5.1
Avg. Stride Freq. [Hz]	2.4	2.4	2.3	2.3	2.3	2.4	2.4	2.4
Avg. Stride Length [m]	5.6	7.0	7.0	7.2	7.2	7.2	7.2	7.1



- [] Ranking at each section and finish
- .-.- No data available at this section
- NA No data available



Horse/Jockey Name	Five Star Decanter
Final Rank	8
Fastest Section Time (Section)	0:11.24 (Overall)
Top Speed [km/h] (Section)	65.6 (400m)
Race State	Finished



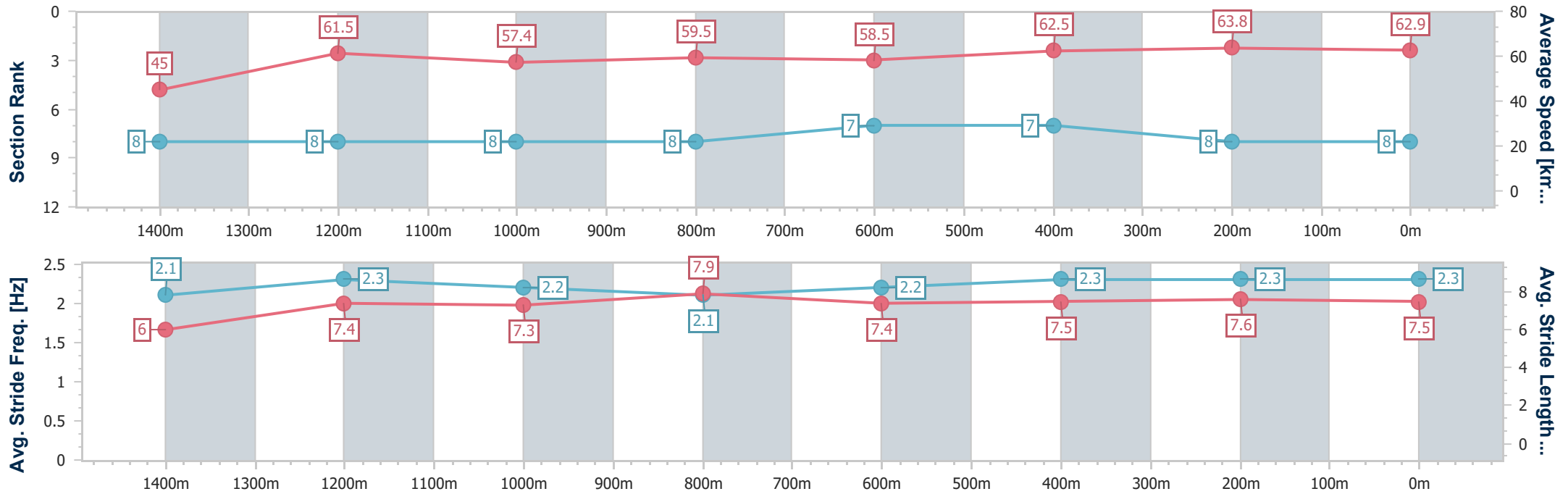
Aquis Park Gold Coast Poly QLD Professional
Race 7: COMMERCIAL KITCHEN COMPANY BENCHMARK 55
Handicap - 1540m



20 April 2024 - 16:09

Track Rating: Synthetic, Weather: Fine, Rail Position: True

Section	Overall	1400m	1200m	1000m	800m	600m	400m	200m
Section Times	1:34.28 [8] (0:11.24)	1:23.04 [8] (0:11.63)	1:11.41 [8] (0:12.58)	0:58.83 [8] (0:12.07)	0:46.76 [8] (0:12.32)	0:34.44 [7] (0:11.53)	0:22.91 [7] (0:11.37)	0:11.54 [8] (0:11.54)
Average Speed [km/h]	45.0	61.5	57.4	59.5	58.5	62.5	63.8	62.9
Top Speed [km/h]	60.3	63.4	59.6	61.2	60.6	64.1	65.6	65.3
Avg. Dist. to Rail [m]	5.6	0.4	0.2	0.3	0.5	0.7	3.4	6.2
Avg. Stride Freq. [Hz]	2.1	2.3	2.2	2.1	2.2	2.3	2.3	2.3
Avg. Stride Length [m]	6.0	7.4	7.3	7.9	7.4	7.5	7.6	7.5



- [] Ranking at each section and finish
- .-.- No data available at this section
- NA No data available



Horse/Jockey Name	Apple Cider
Final Rank	9
Fastest Section Time (Section)	0:10.29 (Overall)
Top Speed [km/h] (Section)	65.3 (1400m)
Race State	Finished

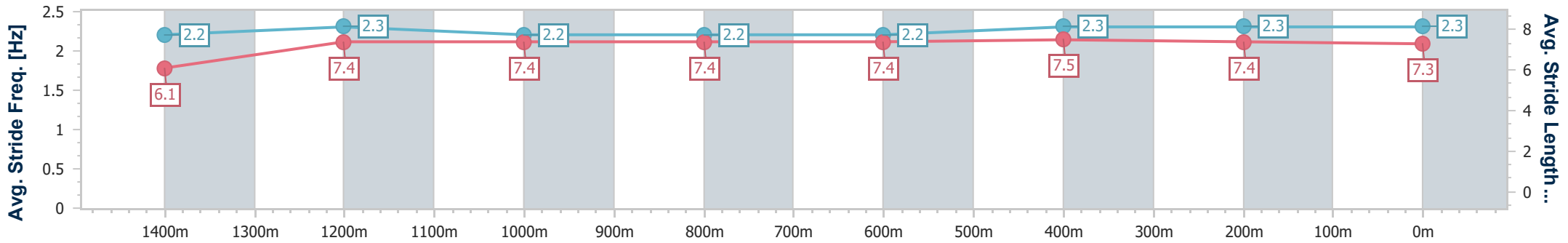
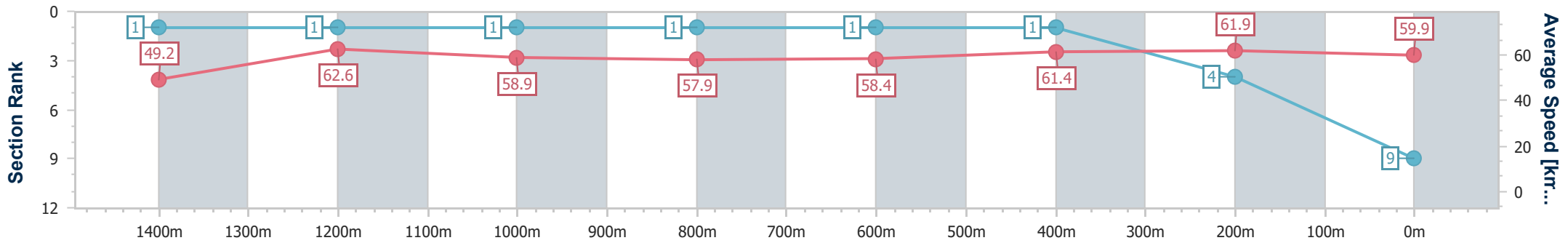


Aquis Park Gold Coast Poly QLD Professional
 Race 7: COMMERCIAL KITCHEN COMPANY BENCHMARK 55
 Handicap - 1540m
 20 April 2024 - 16:09



Track Rating: Synthetic, Weather: Fine, Rail Position: True

Section	Overall	1400m	1200m	1000m	800m	600m	400m	200m
Section Times	1:34.62 [9] (0:10.29)	1:24.33 [1] (0:11.67)	1:12.66 [1] (0:12.25)	1:00.41 [1] (0:12.40)	0:48.01 [1] (0:12.40)	0:35.61 [1] (0:11.81)	0:23.80 [1] (0:11.70)	0:12.10 [4] (0:12.10)
Average Speed [km/h]	49.2	62.6	58.9	57.9	58.4	61.4	61.9	59.9
Top Speed [km/h]	65.0	65.3	59.5	59.0	60.8	62.0	63.2	61.9
Avg. Dist. to Rail [m]	5.2	1.9	0.8	0.7	0.7	1.4	2.5	2.0
Avg. Stride Freq. [Hz]	2.2	2.3	2.2	2.2	2.2	2.3	2.3	2.3
Avg. Stride Length [m]	6.1	7.4	7.4	7.4	7.4	7.5	7.4	7.3



- [] Ranking at each section and finish
- .-.- No data available at this section
- NA No data available



Aquis Park Gold Coast Poly QLD Professional
Race 8: HOLLINDALE 11 MAY ON SALE BENCHMARK 62 Handicap - 1200m
20 April 2024 - 16:45



Track Rating: Synthetic, Weather: Fine, Rail Position: True

Section		Overall	1000m	800m	600m	400m	200m	Last 600m					
Field Times		1:09.87 (0:13.17)	0:56.70 (0:10.43)	0:46.27 (0:11.23)	0:35.04 (0:11.42)	0:23.62 (0:11.53)	0:12.09 (0:12.09)	0:35.04					
Rank	TAB Horse/Jockey	Barrier	Top Speed [km/h]	Fastest Section							Margin	Distance Travelled [m]	
1	7 NOBLE STYLE Lilli Barr	2	70.0 1000m	0:10.47 1000m	1:09.87 [1] (0:13.17)	0:56.70 [1] (0:10.47)	0:46.23 [2] (0:11.19)	0:35.04 [1] (0:11.42)	0:23.62 [1] (0:11.53)	0:12.09 [1] (0:12.09)	1:09.87	0:35.04	
2	6 FLYING MILO Brendan Ward	6	70.7 1000m	0:10.42 1000m	1:10.09 [2] (0:13.18)	0:56.91 [2] (0:10.42)	0:46.49 [1] (0:11.26)	0:35.23 [2] (0:11.53)	0:23.70 [3] (0:11.53)	0:12.17 [2] (0:12.17)	1.3L	0:35.23	+6
3	1 OUR FREE SPIRIT Jasper Franklin	8	68.7 1000m	0:10.66 1000m	1:10.13 [3] (0:13.26)	0:56.87 [4] (0:10.66)	0:46.21 [4] (0:11.12)	0:35.09 [4] (0:11.55)	0:23.54 [5] (0:11.61)	0:11.93 [5] (0:11.93)	1.5L	0:35.09	+10
4	8 FIFTY CARATS Girish Goomany	7	70.0 1000m	0:10.48 1000m	1:10.17 [4] (0:13.53)	0:56.64 [5] (0:10.48)	0:46.16 [5] (0:11.09)	0:35.07 [5] (0:11.50)	0:23.57 [6] (0:11.64)	0:11.93 [6] (0:11.93)	1.7L	0:35.07	+5
5	4 I AM A HIT Jag Guthmann-Chester	4	70.2 1000m	0:10.40 1000m	1:10.19 [5] (0:13.82)	0:56.37 [7] (0:10.40)	0:45.97 [7] (0:11.03)	0:34.94 [7] (0:11.31)	0:23.63 [4] (0:11.57)	0:12.06 [4] (0:12.06)	1.8L	0:34.94	+4
6	3 SADDLES Cody Collis	3	68.1 1000m	0:10.72 1000m	1:10.23 [6] (0:14.13)	0:56.10 [9] (0:10.72)	0:45.38 [9] (0:10.84)	0:34.54 [9] (0:11.29)	0:23.25 [8] (0:11.41)	0:11.84 [7] (0:11.84)	2L	0:34.54	+1
7	5 HYDROELECTRIC Emily Lang	5	69.3 1000m	0:10.62 1000m	1:10.54 [7] (0:13.20)	0:57.34 [3] (0:10.62)	0:46.72 [3] (0:11.11)	0:35.61 [3] (0:11.43)	0:24.18 [2] (0:11.67)	0:12.51 [3] (0:12.51)	3.8L	0:35.61	+6
8	2 ASTERN MAGIC Jai Williams	9	69.2 1000m	0:10.59 1000m	1:10.57 [8] (0:13.86)	0:56.71 [8] (0:10.59)	0:46.12 [8] (0:10.92)	0:35.20 [8] (0:11.34)	0:23.86 [7] (0:11.71)	0:12.15 [8] (0:12.15)	4L	0:35.20	+9
9	10 NORTHERN STAR Noriyuki Masuda	1	71.0 1000m	0:10.44 1000m	1:14.75 [9] (0:13.62)	1:01.13 [6] (0:10.44)	0:50.69 [6] (0:11.11)	0:39.58 [6] (0:11.94)	0:27.64 [9] (0:13.08)	0:14.56 [9] (0:14.56)	28.5L	0:39.58	+0

Scratched: Marleedoone (#9)

[] Ranking at each section and finish
 -:-:- No data available at this section
 NA No data available

SCN Saddle cloth number
 DNF Did not finish
 DNT Did not track



Horse/Jockey Name	Noble Style
Final Rank	1
Fastest Section Time (Section)	0:10.47 (1000m)
Top Speed [km/h] (Section)	70.0 (1000m)
Race State	Finished

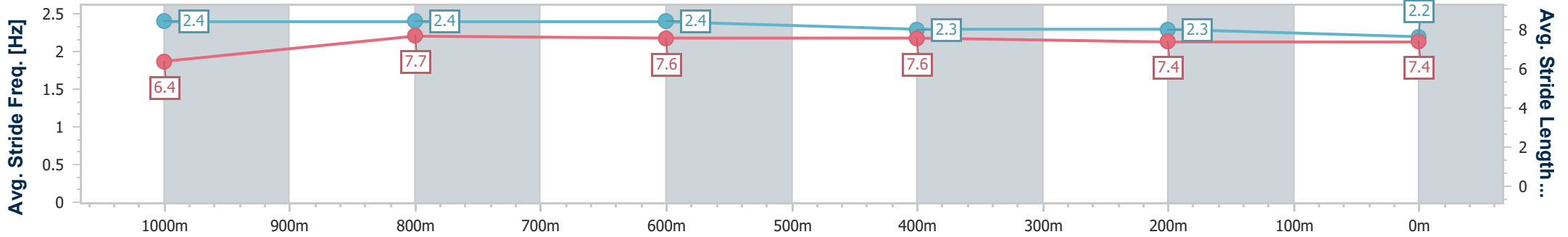
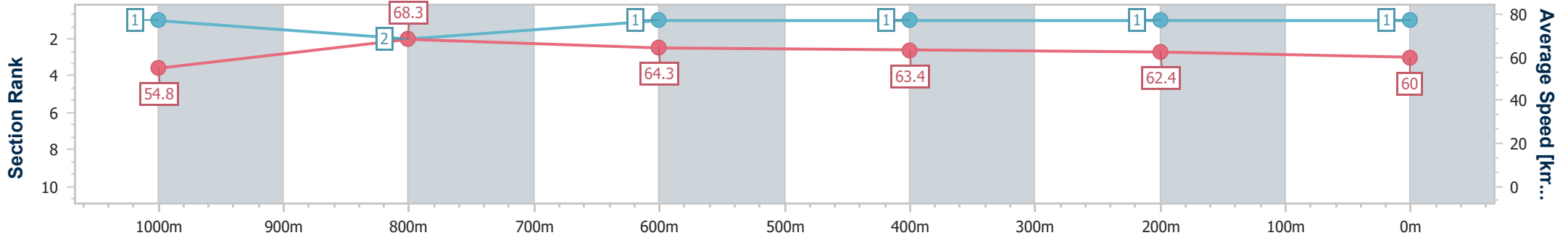


Aquis Park Gold Coast Poly QLD Professional
 Race 8: HOLLINDALE 11 MAY ON SALE BENCHMARK 62
 Handicap - 1200m
 20 April 2024 - 16:45



Track Rating: Synthetic, Weather: Fine, Rail Position: True

Section	Overall	1000m	800m	600m	400m	200m
Section Times	1:09.87 [1] (0:13.17)	0:56.70 [1] (0:10.47)	0:46.23 [2] (0:11.19)	0:35.04 [1] (0:11.42)	0:23.62 [1] (0:11.53)	0:12.09 [1] (0:12.09)
Average Speed [km/h]	54.8	68.3	64.3	63.4	62.4	60.0
Top Speed [km/h]	69.4	70.0	65.8	64.4	63.6	62.1
Avg. Dist. to Rail [m]	0.9	1.4	0.6	0.7	0.9	1.2
Avg. Stride Freq. [Hz]	2.4	2.4	2.4	2.3	2.3	2.2
Avg. Stride Length [m]	6.4	7.7	7.6	7.6	7.4	7.4



- [] Ranking at each section and finish
- .-.- No data available at this section
- NA No data available



Horse/Jockey Name	Flying Milo
Final Rank	2
Fastest Section Time (Section)	0:10.42 (1000m)
Top Speed [km/h] (Section)	70.7 (1000m)
Race State	Finished

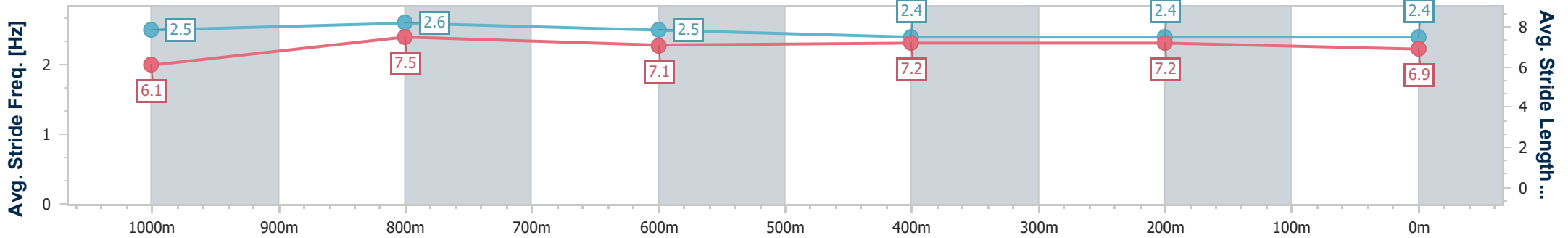
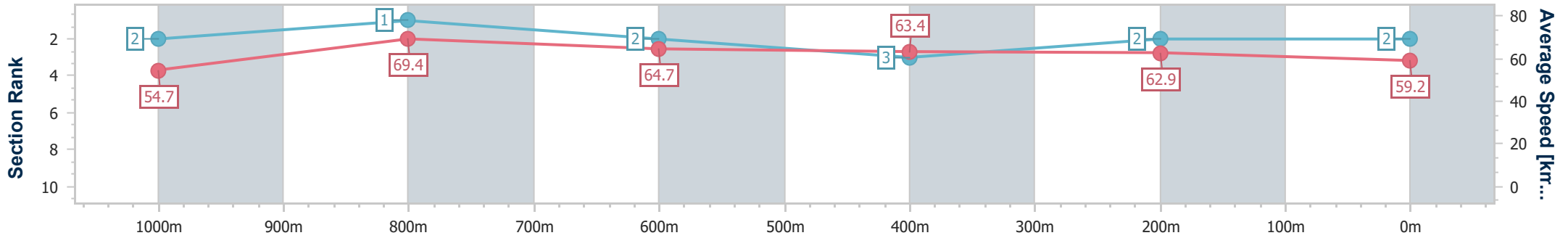


Aquis Park Gold Coast Poly QLD Professional
 Race 8: HOLLINDALE 11 MAY ON SALE BENCHMARK 62
 Handicap - 1200m
 20 April 2024 - 16:45



Track Rating: Synthetic, Weather: Fine, Rail Position: True

Section	Overall	1000m	800m	600m	400m	200m
Section Times	1:10.09 [2] (0:13.18)	0:56.91 [2] (0:10.42)	0:46.49 [1] (0:11.26)	0:35.23 [2] (0:11.53)	0:23.70 [3] (0:11.53)	0:12.17 [2] (0:12.17)
Average Speed [km/h]	54.7	69.4	64.7	63.4	62.9	59.2
Top Speed [km/h]	69.6	70.7	67.0	65.6	64.4	62.0
Avg. Dist. to Rail [m]	3.8	1.7	2.5	2.8	2.8	3.5
Avg. Stride Freq. [Hz]	2.5	2.6	2.5	2.4	2.4	2.4
Avg. Stride Length [m]	6.1	7.5	7.1	7.2	7.2	6.9



- [] Ranking at each section and finish
- .-.- No data available at this section
- NA No data available



Horse/Jockey Name	Our Free Spirit
Final Rank	3
Fastest Section Time (Section)	0:10.66 (1000m)
Top Speed [km/h] (Section)	68.7 (1000m)
Race State	Finished

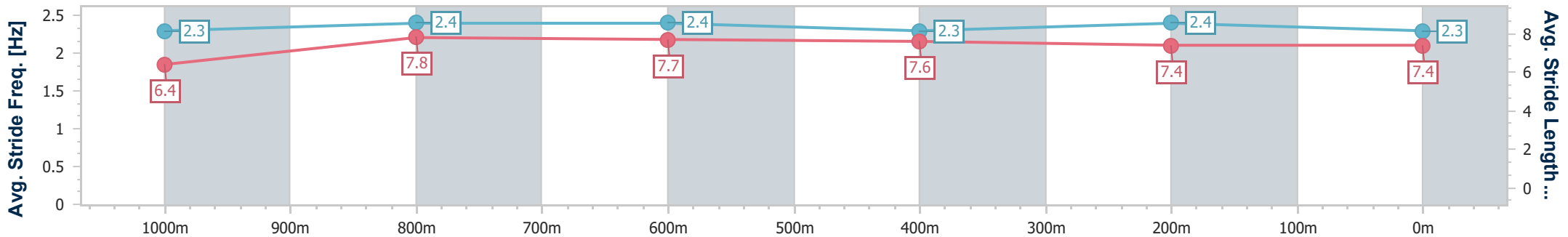
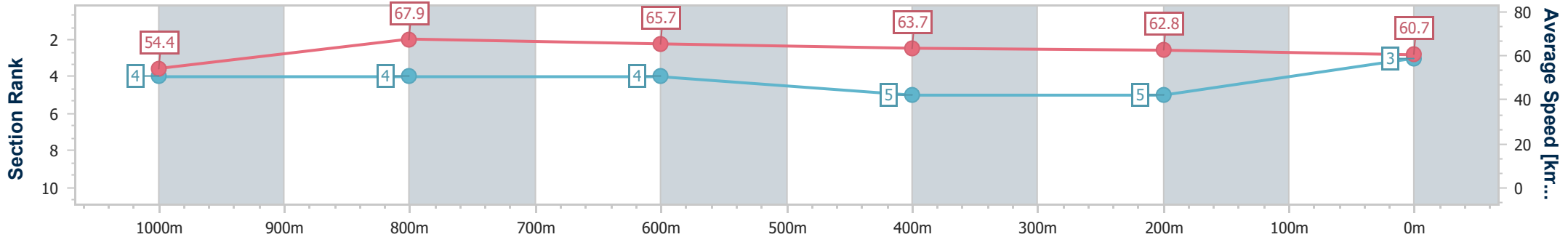


Aquis Park Gold Coast Poly QLD Professional
 Race 8: HOLLINDALE 11 MAY ON SALE BENCHMARK 62
 Handicap - 1200m
 20 April 2024 - 16:45



Track Rating: Synthetic, Weather: Fine, Rail Position: True

Section	Overall	1000m	800m	600m	400m	200m
Section Times	1:10.13 [3] (0:13.26)	0:56.87 [4] (0:10.66)	0:46.21 [4] (0:11.12)	0:35.09 [4] (0:11.55)	0:23.54 [5] (0:11.61)	0:11.93 [5] (0:11.93)
Average Speed [km/h]	54.4	67.9	65.7	63.7	62.8	60.7
Top Speed [km/h]	67.9	68.7	67.9	65.5	63.5	61.9
Avg. Dist. to Rail [m]	6.7	2.5	3.0	4.4	4.9	7.2
Avg. Stride Freq. [Hz]	2.3	2.4	2.4	2.3	2.4	2.3
Avg. Stride Length [m]	6.4	7.8	7.7	7.6	7.4	7.4



- [] Ranking at each section and finish
- .-.- No data available at this section
- NA No data available



Horse/Jockey Name	Fifty Carats
Final Rank	4
Fastest Section Time (Section)	0:10.48 (1000m)
Top Speed [km/h] (Section)	70.0 (1000m)
Race State	Finished

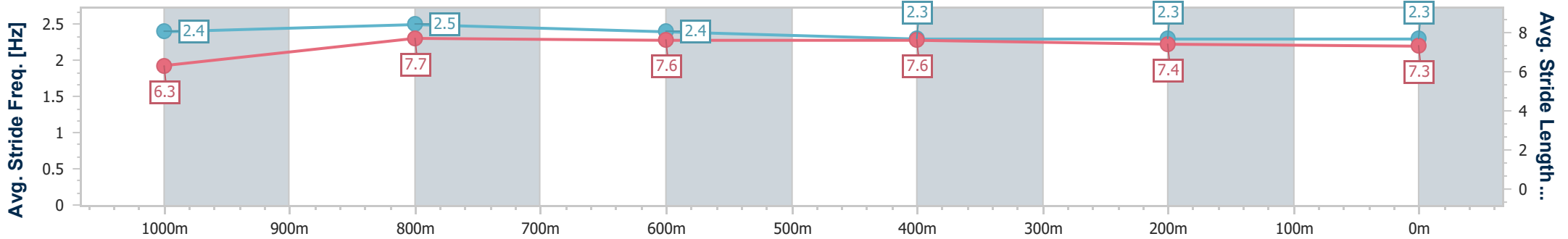
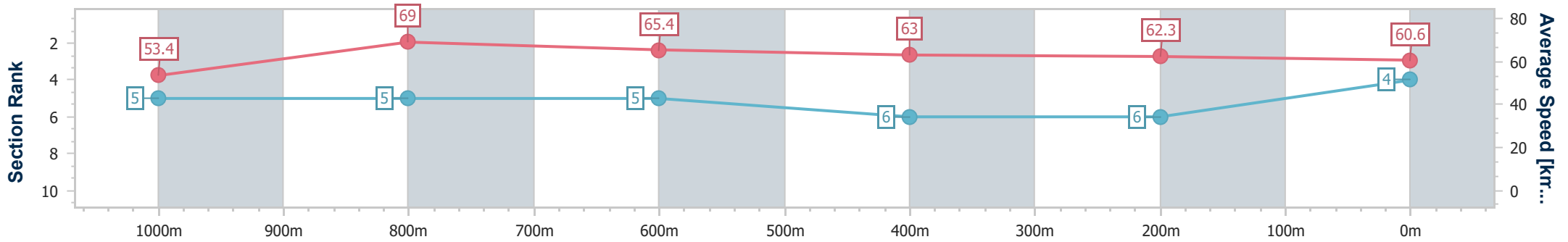


Aquis Park Gold Coast Poly QLD Professional
 Race 8: HOLLINDALE 11 MAY ON SALE BENCHMARK 62
 Handicap - 1200m
 20 April 2024 - 16:45



Track Rating: Synthetic, Weather: Fine, Rail Position: True

Section	Overall	1000m	800m	600m	400m	200m
Section Times	1:10.17 [4] (0:13.53)	0:56.64 [5] (0:10.48)	0:46.16 [5] (0:11.09)	0:35.07 [5] (0:11.50)	0:23.57 [6] (0:11.64)	0:11.93 [6] (0:11.93)
Average Speed [km/h]	53.4	69.0	65.4	63.0	62.3	60.6
Top Speed [km/h]	69.1	70.0	67.3	64.8	63.5	61.9
Avg. Dist. to Rail [m]	4.1	1.8	1.5	1.6	2.3	1.5
Avg. Stride Freq. [Hz]	2.4	2.5	2.4	2.3	2.3	2.3
Avg. Stride Length [m]	6.3	7.7	7.6	7.6	7.4	7.3



- [] Ranking at each section and finish
- .-.- No data available at this section
- NA No data available



Horse/Jockey Name	I Am A Hit
Final Rank	5
Fastest Section Time (Section)	0:10.40 (1000m)
Top Speed [km/h] (Section)	70.2 (1000m)
Race State	Finished

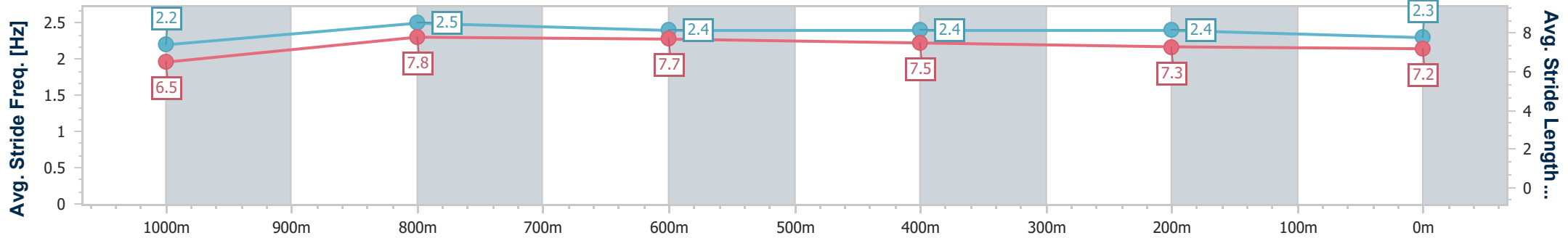
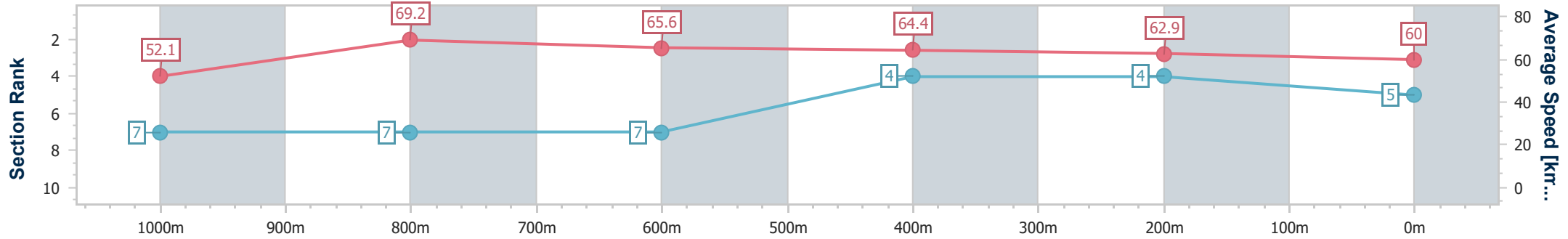


Aquis Park Gold Coast Poly QLD Professional
 Race 8: HOLLINDALE 11 MAY ON SALE BENCHMARK 62
 Handicap - 1200m
 20 April 2024 - 16:45



Track Rating: Synthetic, Weather: Fine, Rail Position: True

Section	Overall	1000m	800m	600m	400m	200m
Section Times	1:10.19 [5] (0:13.82)	0:56.37 [7] (0:10.40)	0:45.97 [7] (0:11.03)	0:34.94 [7] (0:11.31)	0:23.63 [4] (0:11.57)	0:12.06 [4] (0:12.06)
Average Speed [km/h]	52.1	69.2	65.6	64.4	62.9	60.0
Top Speed [km/h]	69.2	70.2	66.7	65.5	64.2	62.1
Avg. Dist. to Rail [m]	1.7	0.5	0.9	2.6	4.5	6.1
Avg. Stride Freq. [Hz]	2.2	2.5	2.4	2.4	2.4	2.3
Avg. Stride Length [m]	6.5	7.8	7.7	7.5	7.3	7.2



- [] Ranking at each section and finish
- .-.- No data available at this section
- NA No data available



Horse/Jockey Name	Saddles
Final Rank	6
Fastest Section Time (Section)	0:10.72 (1000m)
Top Speed [km/h] (Section)	68.1 (1000m)
Race State	Finished

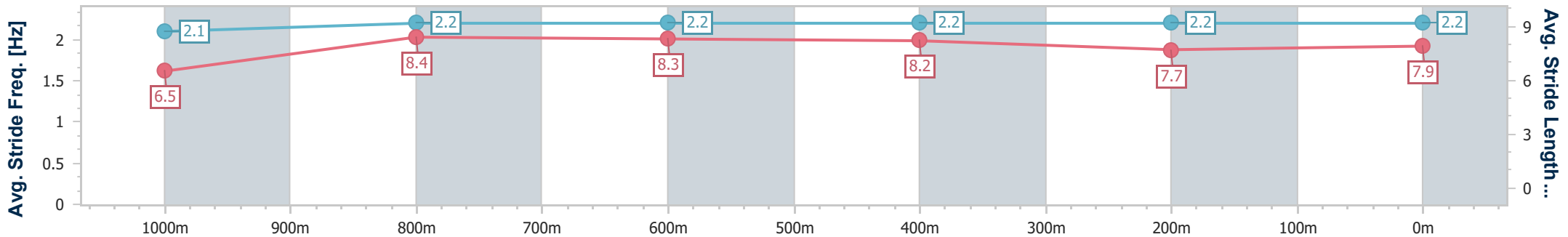
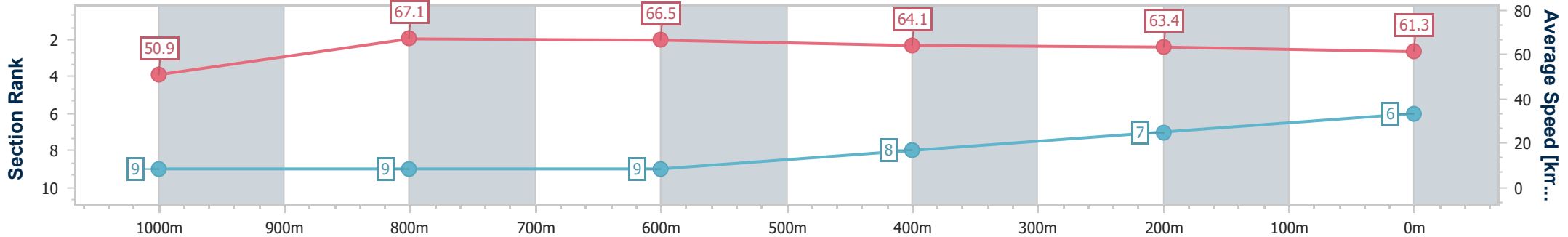


Aquis Park Gold Coast Poly QLD Professional
 Race 8: HOLLINDALE 11 MAY ON SALE BENCHMARK 62
 Handicap - 1200m
 20 April 2024 - 16:45



Track Rating: Synthetic, Weather: Fine, Rail Position: True

Section	Overall	1000m	800m	600m	400m	200m
Section Times	1:10.23 [6] (0:14.13)	0:56.10 [9] (0:10.72)	0:45.38 [9] (0:10.84)	0:34.54 [9] (0:11.29)	0:23.25 [8] (0:11.41)	0:11.84 [7] (0:11.84)
Average Speed [km/h]	50.9	67.1	66.5	64.1	63.4	61.3
Top Speed [km/h]	66.1	68.1	67.3	65.6	64.0	63.0
Avg. Dist. to Rail [m]	1.9	0.5	0.3	0.8	3.5	4.5
Avg. Stride Freq. [Hz]	2.1	2.2	2.2	2.2	2.2	2.2
Avg. Stride Length [m]	6.5	8.4	8.3	8.2	7.7	7.9



- [] Ranking at each section and finish
- .-.- No data available at this section
- NA No data available



Horse/Jockey Name	Hydroelectric
Final Rank	7
Fastest Section Time (Section)	0:10.62 (1000m)
Top Speed [km/h] (Section)	69.3 (1000m)
Race State	Finished

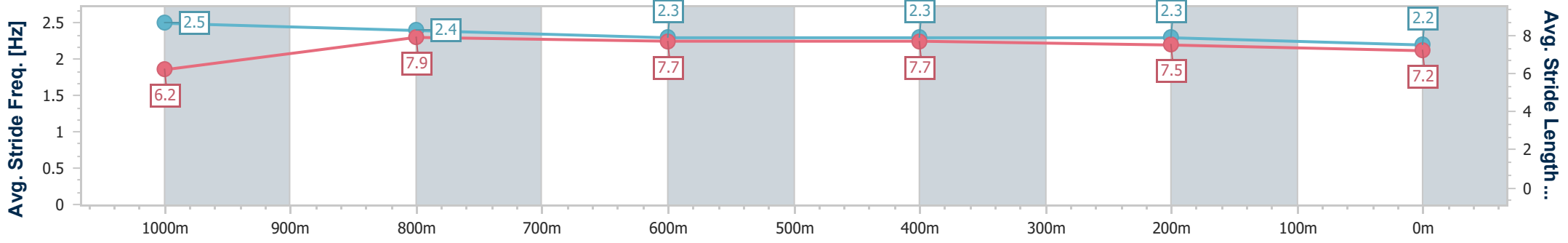
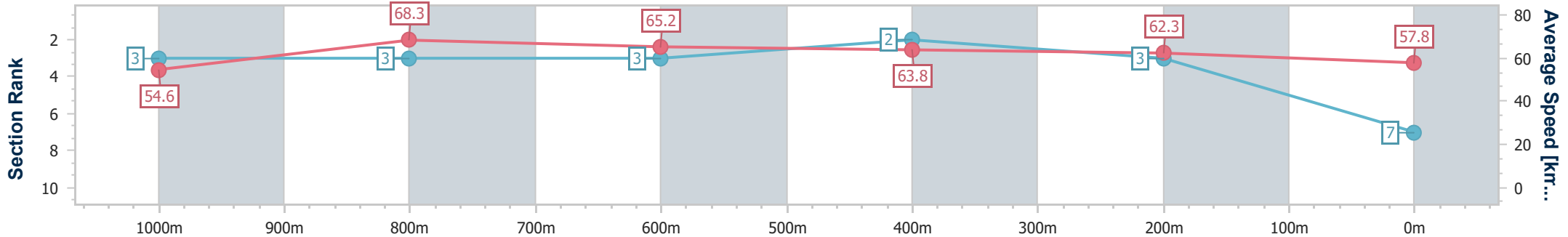


Aquis Park Gold Coast Poly QLD Professional
 Race 8: HOLLINDALE 11 MAY ON SALE BENCHMARK 62
 Handicap - 1200m
 20 April 2024 - 16:45



Track Rating: Synthetic, Weather: Fine, Rail Position: True

Section	Overall	1000m	800m	600m	400m	200m
Section Times	1:10.54 [7] (0:13.20)	0:57.34 [3] (0:10.62)	0:46.72 [3] (0:11.11)	0:35.61 [3] (0:11.43)	0:24.18 [2] (0:11.67)	0:12.51 [3] (0:12.51)
Average Speed [km/h]	54.6	68.3	65.2	63.8	62.3	57.8
Top Speed [km/h]	69.2	69.3	66.4	64.5	63.6	60.0
Avg. Dist. to Rail [m]	3.0	2.1	1.7	2.6	2.9	4.0
Avg. Stride Freq. [Hz]	2.5	2.4	2.3	2.3	2.3	2.2
Avg. Stride Length [m]	6.2	7.9	7.7	7.7	7.5	7.2



- [] Ranking at each section and finish
- .-.- No data available at this section
- NA No data available



Horse/Jockey Name	Astern Magic
Final Rank	8
Fastest Section Time (Section)	0:10.59 (1000m)
Top Speed [km/h] (Section)	69.2 (1000m)
Race State	Finished

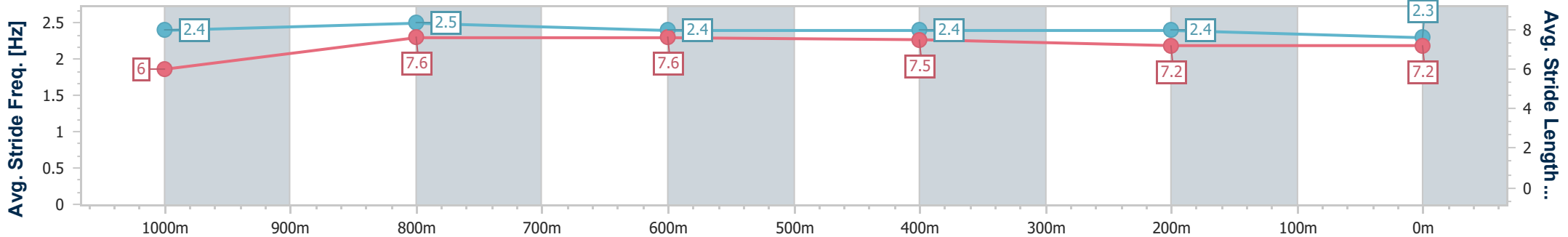
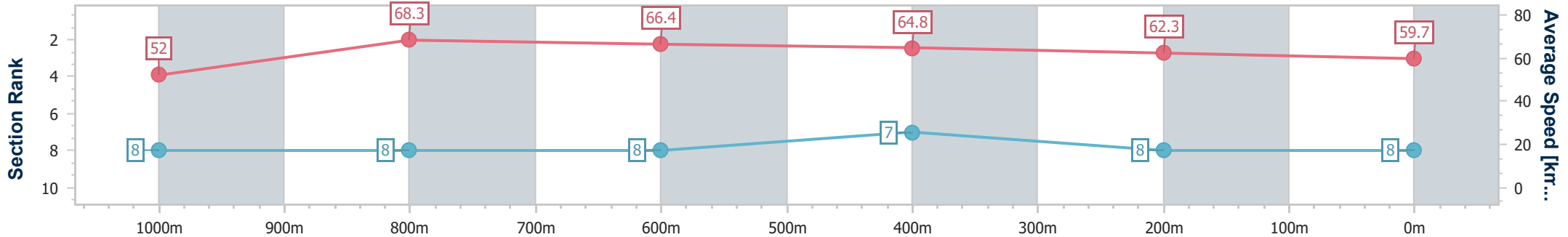


Aquis Park Gold Coast Poly QLD Professional
 Race 8: HOLLINDALE 11 MAY ON SALE BENCHMARK 62
 Handicap - 1200m
 20 April 2024 - 16:45



Track Rating: Synthetic, Weather: Fine, Rail Position: True

Section	Overall	1000m	800m	600m	400m	200m
Section Times	1:10.57 [8] (0:13.86)	0:56.71 [8] (0:10.59)	0:46.12 [8] (0:10.92)	0:35.20 [8] (0:11.34)	0:23.86 [7] (0:11.71)	0:12.15 [8] (0:12.15)
Average Speed [km/h]	52.0	68.3	66.4	64.8	62.3	59.7
Top Speed [km/h]	68.9	69.2	67.8	66.7	63.5	61.7
Avg. Dist. to Rail [m]	5.6	2.4	1.8	3.9	7.4	8.3
Avg. Stride Freq. [Hz]	2.4	2.5	2.4	2.4	2.4	2.3
Avg. Stride Length [m]	6.0	7.6	7.6	7.5	7.2	7.2



- [] Ranking at each section and finish
- .-.- No data available at this section
- NA No data available



Horse/Jockey Name	Northern Star
Final Rank	9
Fastest Section Time (Section)	0:10.44 (1000m)
Top Speed [km/h] (Section)	71.0 (1000m)
Race State	Finished

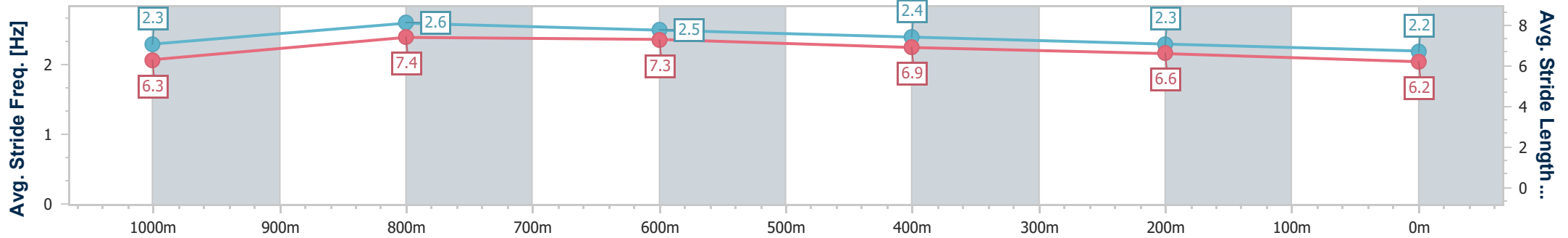
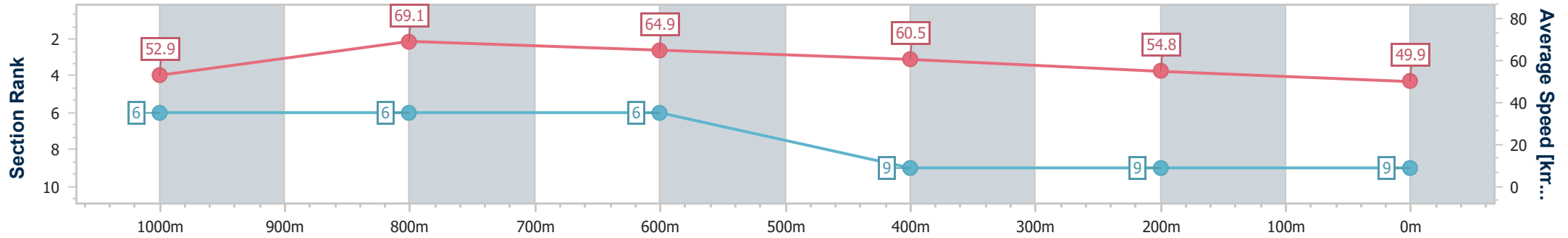


Aquis Park Gold Coast Poly QLD Professional
 Race 8: HOLLINDALE 11 MAY ON SALE BENCHMARK 62
 Handicap - 1200m
 20 April 2024 - 16:45



Track Rating: Synthetic, Weather: Fine, Rail Position: True

Section	Overall	1000m	800m	600m	400m	200m
Section Times	1:14.75 [9] (0:13.62)	1:01.13 [6] (0:10.44)	0:50.69 [6] (0:11.11)	0:39.58 [6] (0:11.94)	0:27.64 [9] (0:13.08)	0:14.56 [9] (0:14.56)
Average Speed [km/h]	52.9	69.1	64.9	60.5	54.8	49.9
Top Speed [km/h]	70.2	71.0	65.9	63.4	57.0	52.9
Avg. Dist. to Rail [m]	1.2	1.1	0.5	0.8	1.3	1.7
Avg. Stride Freq. [Hz]	2.3	2.6	2.5	2.4	2.3	2.2
Avg. Stride Length [m]	6.3	7.4	7.3	6.9	6.6	6.2



- [] Ranking at each section and finish
- .-.- No data available at this section
- NA No data available