



Eagle Farm QLD Professional

Race 1: SKY RACING Class 3 Plate - 1000m

20 April 2024 - 11:39



BRISBANE
RACING CLUB

Track Rating: Good 4, Weather: Fine, Rail Position: +1m Entire

Section		Overall									Last 600m		
Field Times		0:57.60 (0:13.03)									0:34.07		
		800m			600m			400m			200m		
		0:44.57 (0:10.50)			0:34.07 (0:10.79)			0:23.28 (0:11.06)			0:12.22 (0:12.22)		
Rank	TAB	Horse/Jockey	Barrier	Top Speed [km/h]	Fastest Section	Overall	800m	600m	400m	200m	Margin	Last 600m	Distance Travelled [m]
1	2	HIDDEN WEALTH James Orman	2	70.3 800m	0:10.53 800m	0:57.60 [1] (0:13.31)	0:44.29 [3] (0:10.53)	0:33.76 [3] (0:11.01)	0:22.75 [3] (0:10.70)	0:12.05 [2] (0:12.05)	0:57.60	0:33.76	
2	1	DEVASTATING Vlad Duric	1	69.3 800m	0:10.68 800m	0:57.87 [2] (0:13.80)	0:44.07 [6] (0:10.68)	0:33.39 [8] (0:10.80)	0:22.59 [7] (0:10.78)	0:11.81 [5] (0:11.81)	1.56L	0:33.39	+0
3	10	BARASSI Cejay Graham	10	72.2 Overall	0:10.50 800m	0:57.94 [3] (0:13.03)	0:44.91 [1] (0:10.50)	0:34.41 [1] (0:10.79)	0:23.62 [1] (0:11.06)	0:12.56 [1] (0:12.56)	2L	0:34.41	-4
4	6	THELWELL Justin Stanley	6	68.8 800m	0:10.52 800m	0:58.01 [4] (0:13.67)	0:44.34 [5] (0:10.52)	0:33.82 [6] (0:10.77)	0:23.05 [5] (0:10.97)	0:12.08 [4] (0:12.08)	2.41L	0:33.82	-7
5	4	LIBERTY STEPS Nikita Beriman	4	70.1 800m	0:10.34 800m	0:58.27 [5] (0:13.82)	0:44.45 [7] (0:10.34)	0:34.11 [5] (0:10.88)	0:23.23 [6] (0:11.11)	0:12.12 [7] (0:12.12)	3.94L	0:34.11	-10
6	5	THE FIXER Damien Thornton	5	69.1 400m	0:10.69 400m	0:58.28 [6] (0:13.96)	0:44.32 [9] (0:10.91)	0:33.41 [9] (0:10.79)	0:22.62 [9] (0:10.69)	0:11.93 [8] (0:11.93)	3.99L	0:33.41	-4
7	9	INTRODUCING Michael Rodd	9	69.4 800m	0:10.49 800m	0:58.34 [7] (0:13.47)	0:44.87 [4] (0:10.49)	0:34.38 [4] (0:10.97)	0:23.41 [4] (0:11.15)	0:12.26 [6] (0:12.26)	4.35L	0:34.38	-10
8	11	TIGER SHARK Bailey Wheeler	11	69.9 800m	0:10.44 800m	0:58.42 [8] (0:13.15)	0:45.27 [2] (0:10.44)	0:34.83 [2] (0:11.03)	0:23.80 [2] (0:11.06)	0:12.74 [3] (0:12.74)	4.79L	0:34.83	-8
9	12	BERNICE'S SPIRIT Mark Du Plessis	12	69.2 800m	0:10.51 800m	0:58.42 [9] (0:13.92)	0:44.50 [8] (0:10.51)	0:33.99 [7] (0:10.90)	0:23.09 [8] (0:11.09)	0:12.00 [9] (0:12.00)	4.8L	0:33.99	-6

Scratched: La Soeur (#16), Radiant Remi (#8), Orlabent (#3), Pangaea (#13), Mr Wandji (#15), Les Girls (#17), Hurts So Good (#14), Lovero (#7)



Horse/Jockey Name	Hidden Wealth
Final Rank	1
Fastest Section Time (Section)	0:10.53 (800m)
Top Speed [km/h] (Section)	70.3 (800m)
Race State	Finished



Eagle Farm QLD Professional

Race 1: SKY RACING Class 3 Plate - 1000m

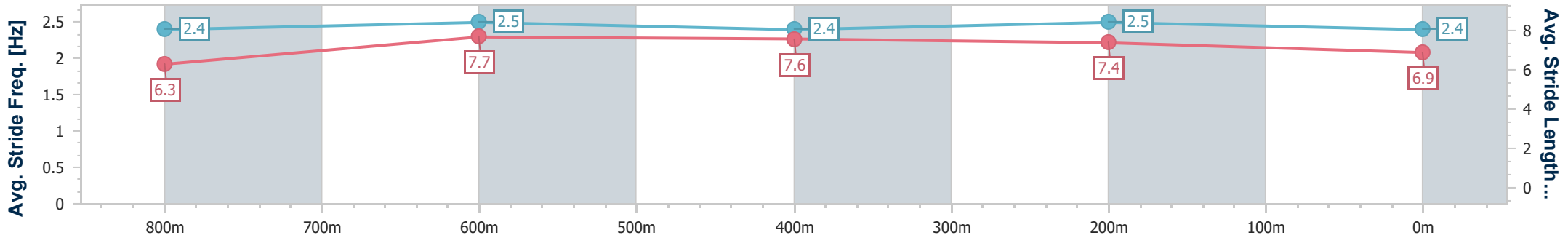
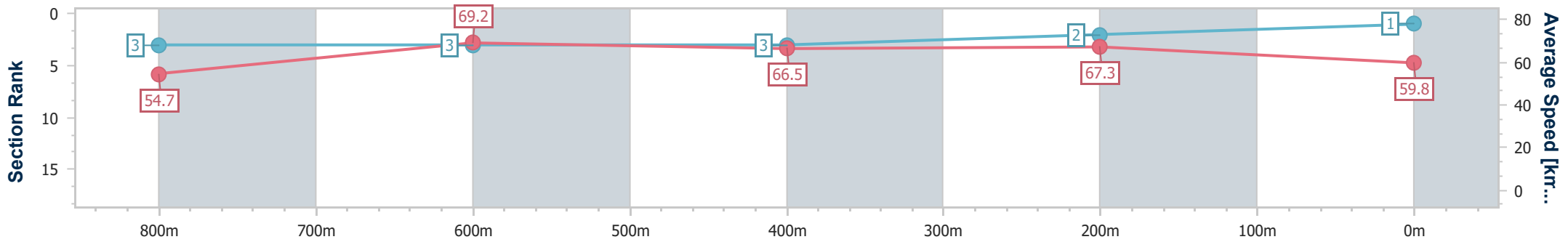
20 April 2024 - 11:39

Track Rating: Good 4, Weather: Fine, Rail Position: +1m Entire



BRISBANE RACING CLUB

Section	Overall	800m	600m	400m	200m
Section Times	0:57.60 [1] (0:13.31)	0:44.29 [3] (0:10.53)	0:33.76 [3] (0:11.01)	0:22.75 [3] (0:10.70)	0:12.05 [2] (0:12.05)
Average Speed [km/h]	54.7	69.2	66.5	67.3	59.8
Top Speed [km/h]	69.8	70.3	67.7	69.0	64.4
Avg. Dist. to Rail [m]	6.2	3.3	3.4	3.1	2.3
Avg. Stride Freq. [Hz]	2.4	2.5	2.4	2.5	2.4
Avg. Stride Length [m]	6.3	7.7	7.6	7.4	6.9



- [] Ranking at each section and finish
- .-.- No data available at this section
- NA No data available



Horse/Jockey Name	Devastating
Final Rank	2
Fastest Section Time (Section)	0:10.68 (800m)
Top Speed [km/h] (Section)	69.3 (800m)
Race State	Finished



Eagle Farm QLD Professional

Race 1: SKY RACING Class 3 Plate - 1000m

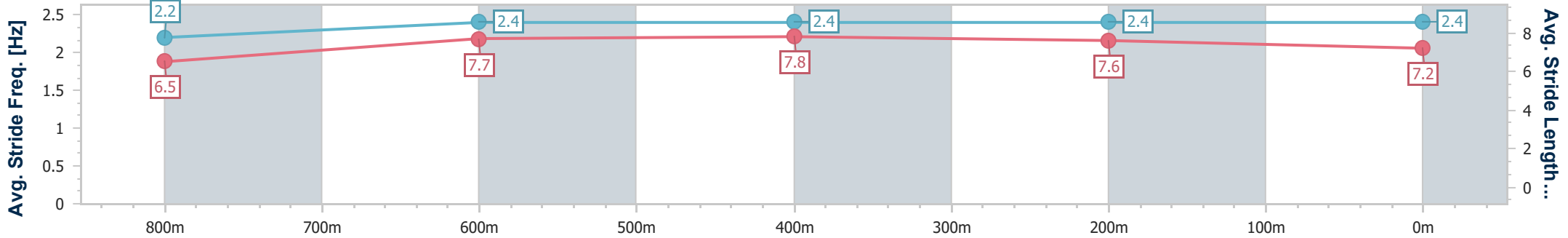
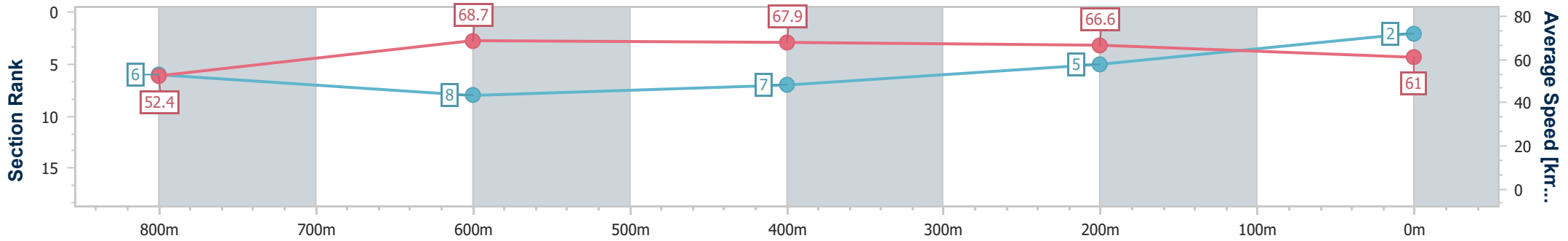
20 April 2024 - 11:39

Track Rating: Good 4, Weather: Fine, Rail Position: +1m Entire



BRISBANE RACING CLUB

Section	Overall	800m	600m	400m	200m
Section Times	0:57.87 [2] (0:13.80)	0:44.07 [6] (0:10.68)	0:33.39 [8] (0:10.80)	0:22.59 [7] (0:10.78)	0:11.81 [5] (0:11.81)
Average Speed [km/h]	52.4	68.7	67.9	66.6	61.0
Top Speed [km/h]	67.0	69.3	68.6	68.0	65.3
Avg. Dist. to Rail [m]	5.3	3.4	3.3	5.6	5.9
Avg. Stride Freq. [Hz]	2.2	2.4	2.4	2.4	2.4
Avg. Stride Length [m]	6.5	7.7	7.8	7.6	7.2



- [] Ranking at each section and finish
- .-.- No data available at this section
- NA No data available



Horse/Jockey Name	Barassi
Final Rank	3
Fastest Section Time (Section)	0:10.50 (800m)
Top Speed [km/h] (Section)	72.2 (Overall)
Race State	Finished



Eagle Farm QLD Professional

Race 1: SKY RACING Class 3 Plate - 1000m

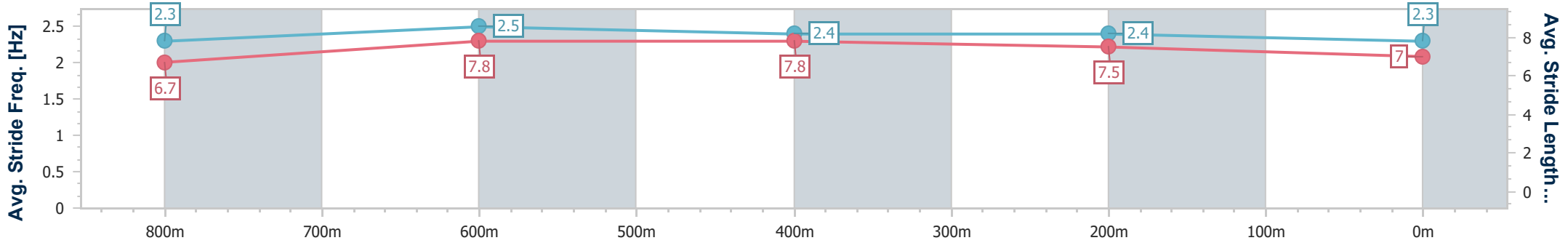
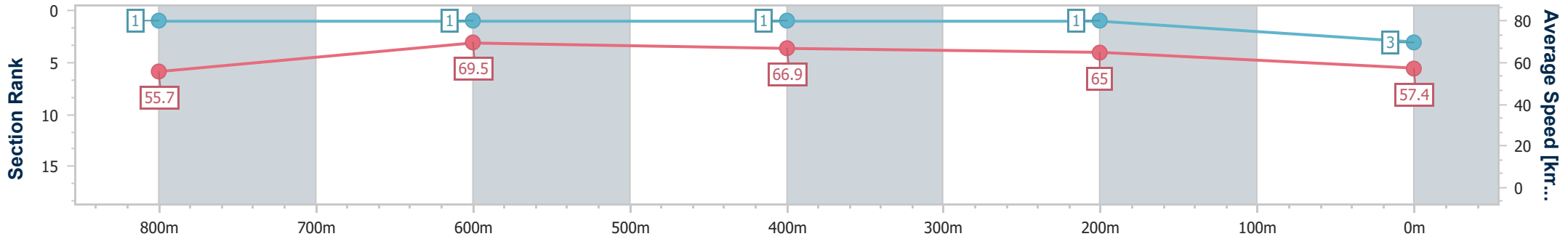
20 April 2024 - 11:39

Track Rating: Good 4, Weather: Fine, Rail Position: +1m Entire



BRISBANE RACING CLUB

Section	Overall	800m	600m	400m	200m
Section Times	0:57.94 [3] (0:13.03)	0:44.91 [1] (0:10.50)	0:34.41 [1] (0:10.79)	0:23.62 [1] (0:11.06)	0:12.56 [1] (0:12.56)
Average Speed [km/h]	55.7	69.5	66.9	65.0	57.4
Top Speed [km/h]	72.2	71.8	68.0	68.1	63.1
Avg. Dist. to Rail [m]	7.7	2.3	0.5	0.8	1.5
Avg. Stride Freq. [Hz]	2.3	2.5	2.4	2.4	2.3
Avg. Stride Length [m]	6.7	7.8	7.8	7.5	7.0



- [] Ranking at each section and finish
- .-.- No data available at this section
- NA No data available



Horse/Jockey Name	Thelwell
Final Rank	4
Fastest Section Time (Section)	0:10.52 (800m)
Top Speed [km/h] (Section)	68.8 (800m)
Race State	Finished



Eagle Farm QLD Professional

Race 1: SKY RACING Class 3 Plate - 1000m

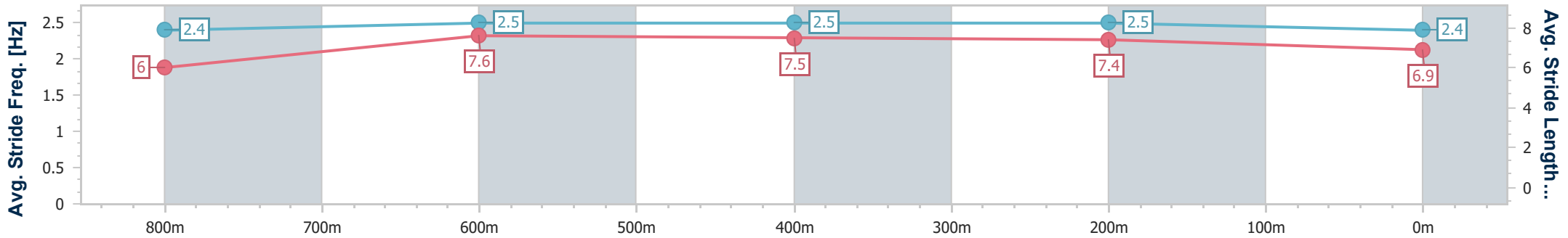
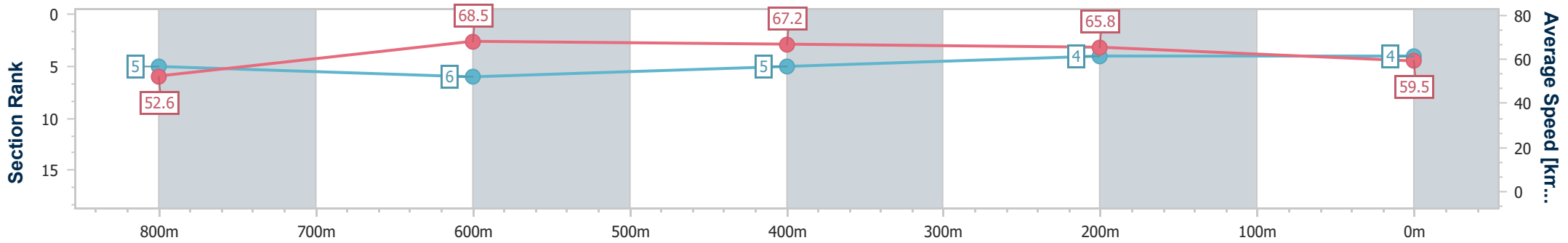
20 April 2024 - 11:39

Track Rating: Good 4, Weather: Fine, Rail Position: +1m Entire



BRISBANE RACING CLUB

Section	Overall	800m	600m	400m	200m
Section Times	0:58.01 [4] (0:13.67)	0:44.34 [5] (0:10.52)	0:33.82 [6] (0:10.77)	0:23.05 [5] (0:10.97)	0:12.08 [4] (0:12.08)
Average Speed [km/h]	52.6	68.5	67.2	65.8	59.5
Top Speed [km/h]	68.1	68.8	68.7	67.3	62.8
Avg. Dist. to Rail [m]	2.9	1.0	0.8	1.6	2.5
Avg. Stride Freq. [Hz]	2.4	2.5	2.5	2.5	2.4
Avg. Stride Length [m]	6.0	7.6	7.5	7.4	6.9



- [] Ranking at each section and finish
- .-.- No data available at this section
- NA No data available



Horse/Jockey Name	Liberty Steps
Final Rank	5
Fastest Section Time (Section)	0:10.34 (800m)
Top Speed [km/h] (Section)	70.1 (800m)
Race State	Finished

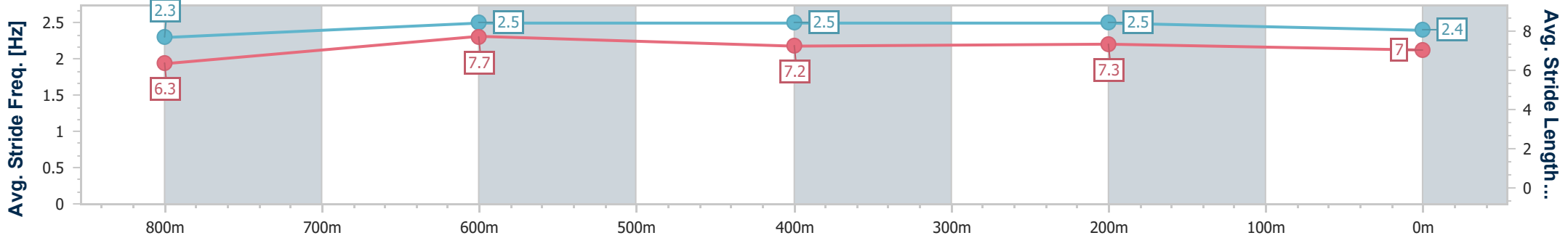
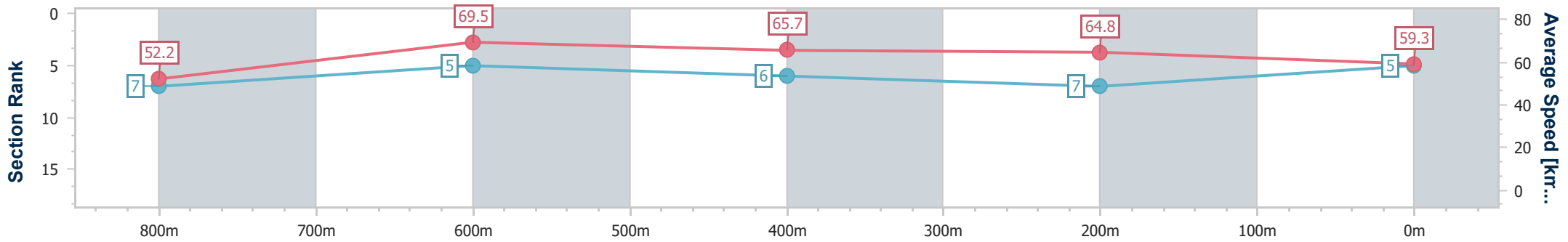


Eagle Farm QLD Professional
 Race 1: SKY RACING Class 3 Plate - 1000m
 20 April 2024 - 11:39
 Track Rating: Good 4, Weather: Fine, Rail Position: +1m Entire



BRISBANE
 RACING CLUB

Section	Overall	800m	600m	400m	200m
Section Times	0:58.27 [5] (0:13.82)	0:44.45 [7] (0:10.34)	0:34.11 [5] (0:10.88)	0:23.23 [6] (0:11.11)	0:12.12 [7] (0:12.12)
Average Speed [km/h]	52.2	69.5	65.7	64.8	59.3
Top Speed [km/h]	68.6	70.1	66.6	65.8	63.4
Avg. Dist. to Rail [m]	3.7	1.3	1.3	1.7	2.2
Avg. Stride Freq. [Hz]	2.3	2.5	2.5	2.5	2.4
Avg. Stride Length [m]	6.3	7.7	7.2	7.3	7.0



- [] Ranking at each section and finish
- .-.- No data available at this section
- NA No data available



Horse/Jockey Name	The Fixer
Final Rank	6
Fastest Section Time (Section)	0:10.69 (400m)
Top Speed [km/h] (Section)	69.1 (400m)
Race State	Finished



Eagle Farm QLD Professional

Race 1: SKY RACING Class 3 Plate - 1000m

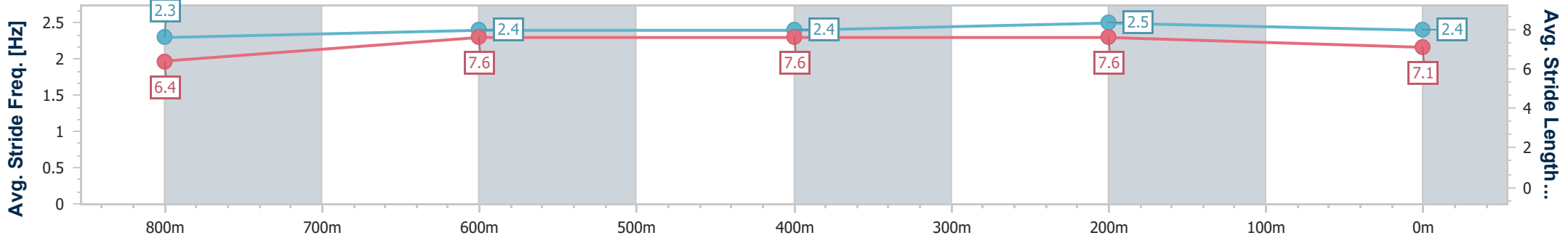
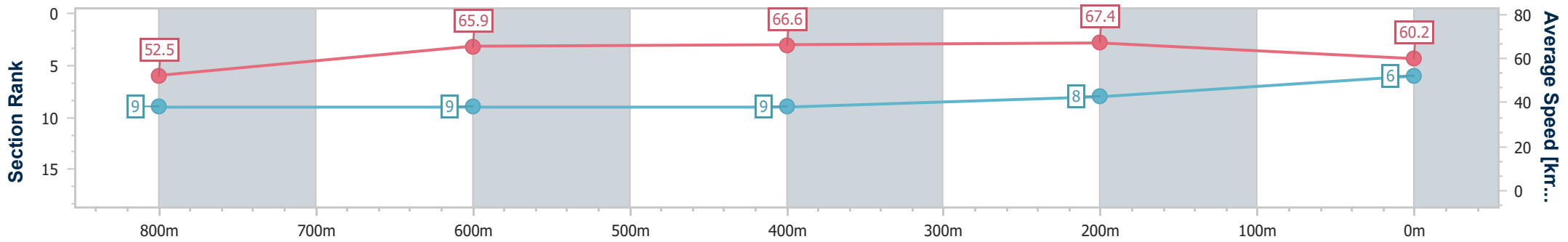
20 April 2024 - 11:39

Track Rating: Good 4, Weather: Fine, Rail Position: +1m Entire



BRISBANE RACING CLUB

Section	Overall	800m	600m	400m	200m
Section Times	0:58.28 [6] (0:13.96)	0:44.32 [9] (0:10.91)	0:33.41 [9] (0:10.79)	0:22.62 [9] (0:10.69)	0:11.93 [8] (0:11.93)
Average Speed [km/h]	52.5	65.9	66.6	67.4	60.2
Top Speed [km/h]	63.0	67.4	67.8	69.1	68.0
Avg. Dist. to Rail [m]	9.4	3.4	1.5	2.8	3.7
Avg. Stride Freq. [Hz]	2.3	2.4	2.4	2.5	2.4
Avg. Stride Length [m]	6.4	7.6	7.6	7.6	7.1



- [] Ranking at each section and finish
- .-.- No data available at this section
- NA No data available



Horse/Jockey Name	Introducing
Final Rank	7
Fastest Section Time (Section)	0:10.49 (800m)
Top Speed [km/h] (Section)	69.4 (800m)
Race State	Finished



Eagle Farm QLD Professional

Race 1: SKY RACING Class 3 Plate - 1000m

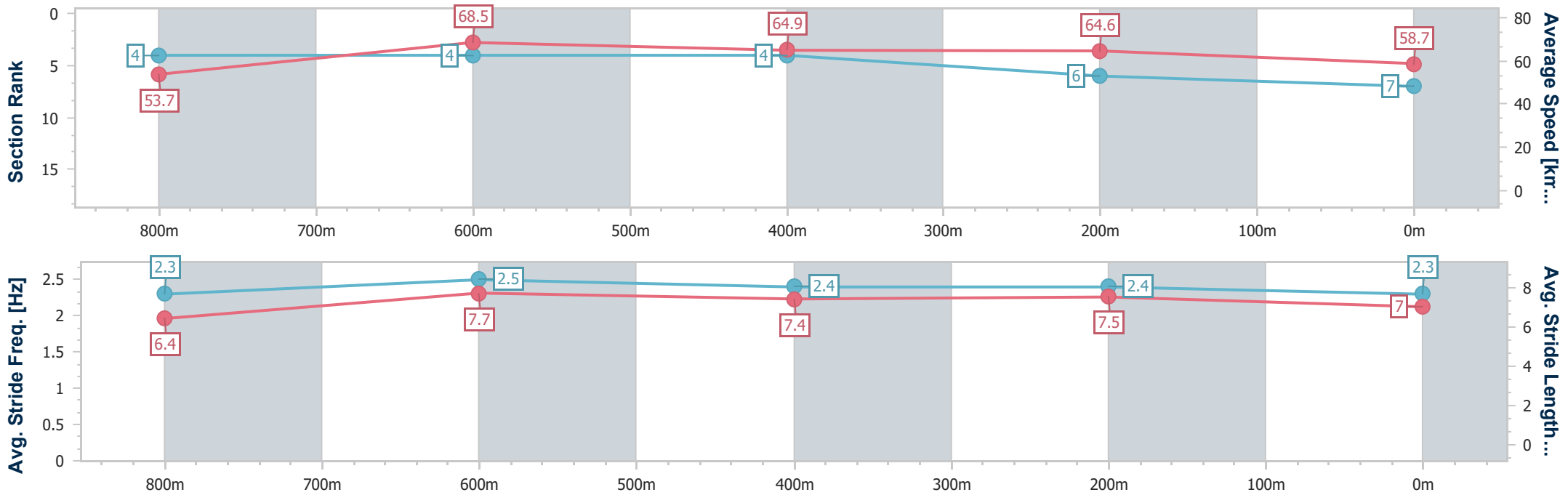
20 April 2024 - 11:39

Track Rating: Good 4, Weather: Fine, Rail Position: +1m Entire



BRISBANE RACING CLUB

Section	Overall	800m	600m	400m	200m
Section Times	0:58.34 [7] (0:13.47)	0:44.87 [4] (0:10.49)	0:34.38 [4] (0:10.97)	0:23.41 [4] (0:11.15)	0:12.26 [6] (0:12.26)
Average Speed [km/h]	53.7	68.5	64.9	64.6	58.7
Top Speed [km/h]	68.3	69.4	67.0	66.2	61.8
Avg. Dist. to Rail [m]	3.1	0.5	1.9	0.5	0.8
Avg. Stride Freq. [Hz]	2.3	2.5	2.4	2.4	2.3
Avg. Stride Length [m]	6.4	7.7	7.4	7.5	7.0



- [] Ranking at each section and finish
- .-.- No data available at this section
- NA No data available



Horse/Jockey Name	Tiger Shark
Final Rank	8
Fastest Section Time (Section)	0:10.44 (800m)
Top Speed [km/h] (Section)	69.9 (800m)
Race State	Finished



Eagle Farm QLD Professional

Race 1: SKY RACING Class 3 Plate - 1000m

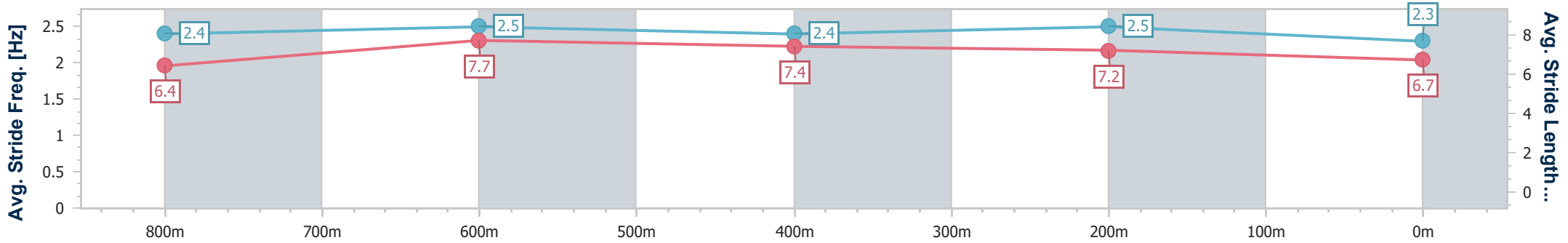
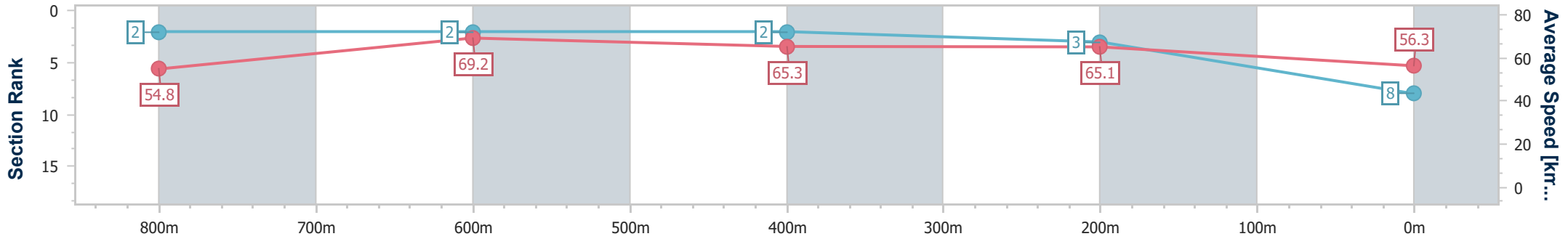
20 April 2024 - 11:39

Track Rating: Good 4, Weather: Fine, Rail Position: +1m Entire



BRISBANE RACING CLUB

Section	Overall	800m	600m	400m	200m
Section Times	0:58.42 [8] (0:13.15)	0:45.27 [2] (0:10.44)	0:34.83 [2] (0:11.03)	0:23.80 [2] (0:11.06)	0:12.74 [3] (0:12.74)
Average Speed [km/h]	54.8	69.2	65.3	65.1	56.3
Top Speed [km/h]	69.8	69.9	66.7	66.4	61.4
Avg. Dist. to Rail [m]	3.3	0.6	0.4	1.2	0.4
Avg. Stride Freq. [Hz]	2.4	2.5	2.4	2.5	2.3
Avg. Stride Length [m]	6.4	7.7	7.4	7.2	6.7



- [] Ranking at each section and finish
- .-.- No data available at this section
- NA No data available



Horse/Jockey Name	Bernice's Spirit
Final Rank	9
Fastest Section Time (Section)	0:10.51 (800m)
Top Speed [km/h] (Section)	69.2 (800m)
Race State	Finished



Eagle Farm QLD Professional

Race 1: SKY RACING Class 3 Plate - 1000m

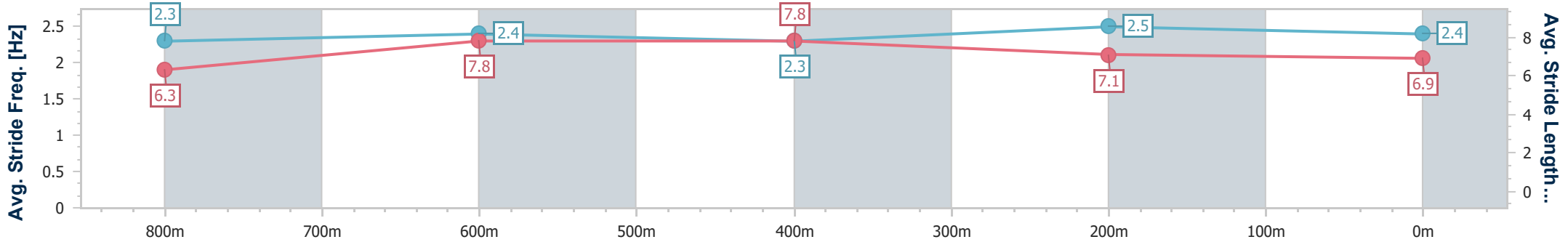
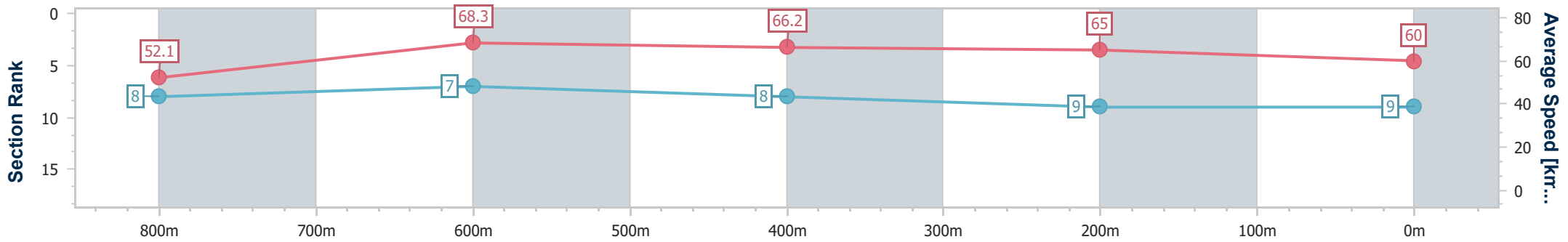
20 April 2024 - 11:39

Track Rating: Good 4, Weather: Fine, Rail Position: +1m Entire



BRISBANE RACING CLUB

Section	Overall	800m	600m	400m	200m
Section Times	0:58.42 [9] (0:13.92)	0:44.50 [8] (0:10.51)	0:33.99 [7] (0:10.90)	0:23.09 [8] (0:11.09)	0:12.00 [9] (0:12.00)
Average Speed [km/h]	52.1	68.3	66.2	65.0	60.0
Top Speed [km/h]	67.6	69.2	66.4	66.4	63.0
Avg. Dist. to Rail [m]	6.1	0.5	1.0	0.4	0.9
Avg. Stride Freq. [Hz]	2.3	2.4	2.3	2.5	2.4
Avg. Stride Length [m]	6.3	7.8	7.8	7.1	6.9



- [] Ranking at each section and finish
- .-.- No data available at this section
- NA No data available



Eagle Farm QLD Professional
Race 2: BAKER REFRIGERATION OPEN Handicap - Weights raised 2kg - 2200m
20 April 2024 - 12:15



BRISBANE
RACING CLUB

Track Rating: Soft 5, Weather: Fine, Rail Position: +1m Entire

Section		Overall	2000m	1800m	1600m	1400m	1200m	1000m	Last 600m				
Field Times		2:16.26 (0:14.36)	2:01.90 (0:12.07)	1:49.83 (0:12.61)	1:37.22 (0:12.45)	1:24.77 (0:12.57)	1:12.20 (0:12.56)	0:59.64 (0:11.89)	0:35.87				
Rank	TAB Horse/Jockey	Barrier	Top Speed [km/h]	Fastest Section									Distance Travelled [m]
1	9 WARP SPEED Michael Cahill	9	63.8 600m	0:11.46 400m	2:16.26 [1] (0:14.62)	2:01.64 [5] (0:12.05)	1:49.59 [4] (0:12.64)	1:36.95 [4] (0:12.58)	1:24.37 [4] (0:12.44)	1:11.93 [3] (0:12.63)	0:59.30 [3] (0:12.05)	0:35.48	
2	2 REGAL LION John Allen	2	64.1 400m	0:11.42 400m	2:16.27 [2] (0:14.92)	2:01.35 [8] (0:12.28)	1:49.07 [8] (0:12.71)	1:36.36 [7] (0:12.53)	1:23.83 [7] (0:12.62)	1:11.21 [8] (0:12.35)	0:58.86 [7] (0:11.83)	0:35.33	-6
3	8 RED WAVE Robbie Dolan	8	63.1 600m	0:11.61 400m	2:16.78 [3] (0:14.44)	2:02.34 [3] (0:12.18)	1:50.16 [3] (0:12.58)	1:37.58 [2] (0:12.50)	1:25.08 [2] (0:12.61)	1:12.47 [2] (0:12.66)	0:59.81 [4] (0:11.94)	0:36.00	+2
4	6 BONNY EZRA Jake Bayliss	6	64.5 400m	0:11.52 600m	2:17.08 [4] (0:14.88)	2:02.20 [7] (0:12.21)	1:49.99 [7] (0:12.83)	1:37.16 [8] (0:12.58)	1:24.58 [8] (0:12.52)	1:12.06 [7] (0:12.55)	0:59.51 [8] (0:11.88)	0:35.86	-14
5	5 STUCK WITH YOU Damien Thornton	5	63.6 400m	0:11.72 800m	2:17.53 [5] (0:14.59)	2:02.94 [4] (0:12.28)	1:50.66 [5] (0:12.74)	1:37.92 [6] (0:12.51)	1:25.41 [6] (0:12.61)	1:12.80 [6] (0:12.62)	1:00.18 [6] (0:11.84)	0:36.62	-10
6	10 CHAYSE 'N' ARTIE Samantha Collett	10	63.1 Overall	0:11.84 1000m	2:17.57 [6] (0:14.36)	2:03.21 [1] (0:12.16)	1:51.05 [2] (0:12.73)	1:38.32 [3] (0:12.53)	1:25.79 [3] (0:12.62)	1:13.17 [4] (0:12.65)	1:00.52 [5] (0:11.84)	0:36.81	-11
7	7 CAPRICE DES DIEUX Jim Byrne	7	62.8 1200m	0:11.88 800m	2:18.22 [7] (0:14.88)	2:03.34 [6] (0:12.01)	1:51.33 [6] (0:12.57)	1:38.76 [5] (0:12.59)	1:26.17 [5] (0:12.61)	1:13.56 [5] (0:11.96)	1:01.60 [1] (0:11.89)	0:37.83	-5
8	4 SEAT OF POWER Noel Callow	4	63.5 Overall	0:11.79 1000m	2:18.73 [8] (0:14.39)	2:04.34 [2] (0:12.04)	1:52.30 [1] (0:12.61)	1:39.69 [1] (0:12.45)	1:27.24 [1] (0:12.57)	1:14.67 [1] (0:12.71)	1:01.96 [2] (0:11.79)	0:38.33	-7

Scratched: Dark Dream (#3), Cadre Du Noir (#1)

[] Ranking at each section and finish
 -:-:- No data available at this section
 NA No data available

SCN Saddle cloth number
 DNF Did not finish
 DNT Did not track



Eagle Farm QLD Professional

Race 2: BAKER REFRIGERATION OPEN Handicap - Weights raised 2kg - 2200m

20 April 2024 - 12:15



BRISBANE
RACING CLUB

Track Rating: Soft 5, Weather: Fine, Rail Position: +1m Entire

Section					800m	600m	400m	200m				
Field Times					0:47.75 (0:11.88)	0:35.87 (0:12.10)	0:23.77 (0:11.49)	0:12.28 (0:12.28)	Last 600m 0:35.87			
Rank	TAB	Horse/Jockey	Barrier	Top Speed [km/h]	Fastest Section					Margin	Distance Travelled [m]	
1	9	WARP SPEED Michael Cahill	9	63.8 600m	0:11.46 400m	0:47.25 [5] (0:11.77)	0:35.48 [5] (0:11.74)	0:23.74 [2] (0:11.46)	0:12.28 [1] (0:12.28)	2:16.26	0:35.48	
2	2	REGAL LION John Allen	2	64.1 400m	0:11.42 400m	0:47.03 [7] (0:11.70)	0:35.33 [7] (0:11.65)	0:23.68 [5] (0:11.42)	0:12.26 [2] (0:12.26)	0.03L	0:35.33	-6
3	8	RED WAVE Robbie Dolan	8	63.1 600m	0:11.61 400m	0:47.87 [4] (0:11.87)	0:36.00 [4] (0:11.78)	0:24.22 [3] (0:11.61)	0:12.61 [3] (0:12.61)	3.05L	0:36.00	+2
4	6	BONNY EZRA Jake Bayliss	6	64.5 400m	0:11.52 600m	0:47.63 [8] (0:11.77)	0:35.86 [8] (0:11.52)	0:24.34 [7] (0:11.56)	0:12.78 [4] (0:12.78)	4.83L	0:35.86	-14
5	5	STUCK WITH YOU Damien Thornton	5	63.6 400m	0:11.72 800m	0:48.34 [6] (0:11.72)	0:36.62 [6] (0:11.89)	0:24.73 [8] (0:11.76)	0:12.97 [6] (0:12.97)	7.46L	0:36.62	-10
6	10	CHAYSE 'N' ARTIE Samantha Collett	10	63.1 Overall	0:11.84 1000m	0:48.68 [3] (0:11.87)	0:36.81 [3] (0:11.88)	0:24.93 [6] (0:11.91)	0:13.02 [5] (0:13.02)	7.7L	0:36.81	-11
7	7	CAPRICE DES DIEUX Jim Byrne	7	62.8 1200m	0:11.88 800m	0:49.71 [1] (0:11.88)	0:37.83 [1] (0:12.10)	0:25.73 [1] (0:12.31)	0:13.42 [7] (0:13.42)	11.5L	0:37.83	-5
8	4	SEAT OF POWER Noel Callow	4	63.5 Overall	0:11.79 1000m	0:50.17 [2] (0:11.84)	0:38.33 [2] (0:12.18)	0:26.15 [4] (0:12.53)	0:13.62 [8] (0:13.62)	14.54L	0:38.33	-7

Scratched: Dark Dream (#3), Cadre Du Noir (#1)

[] Ranking at each section and finish
 -:-:- No data available at this section
 NA No data available

SCN Saddle cloth number
 DNF Did not finish
 DNT Did not track



Horse/Jockey Name	Warp Speed
Final Rank	1
Fastest Section Time (Section)	0:11.46 (400m)
Top Speed [km/h] (Section)	63.8 (600m)
Race State	Finished

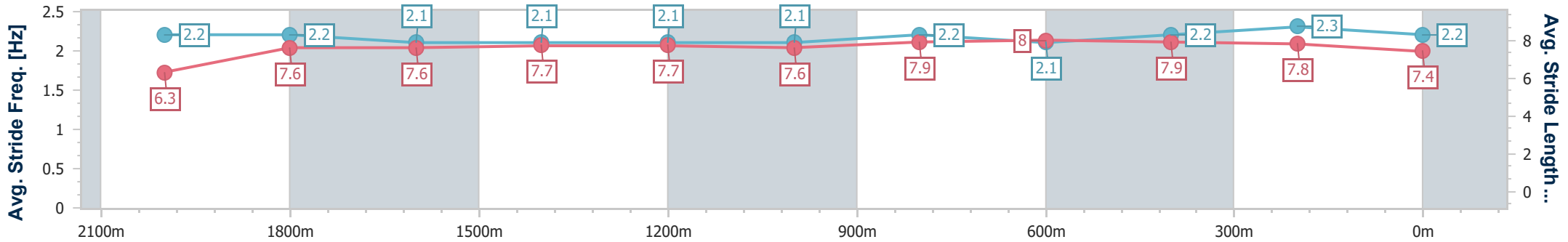
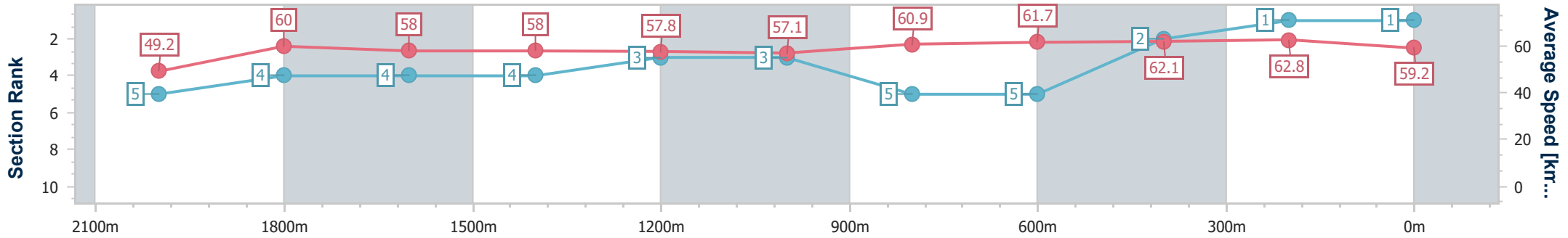


Eagle Farm QLD Professional
 Race 2: BAKER REFRIGERATION OPEN Handicap - Weights raised 2kg - 2200m
 20 April 2024 - 12:15
 Track Rating: Soft 5, Weather: Fine, Rail Position: +1m Entire



BRISBANE RACING CLUB

Section	Overall	2000m	1800m	1600m	1400m	1200m	1000m	800m	600m	400m	200m
Section Times	2:16.26 [1] (0:14.62)	2:01.64 [5] (0:12.05)	1:49.59 [4] (0:12.64)	1:36.95 [4] (0:12.58)	1:24.37 [4] (0:12.44)	1:11.93 [3] (0:12.63)	0:59.30 [3] (0:12.05)	0:47.25 [5] (0:11.77)	0:35.48 [5] (0:11.74)	0:23.74 [2] (0:11.46)	0:12.28 [1] (0:12.28)
Average Speed [km/h]	49.2	60.0	58.0	58.0	57.8	57.1	60.9	61.7	62.1	62.8	59.2
Top Speed [km/h]	61.4	61.4	58.9	59.1	59.7	58.3	62.4	62.5	63.8	63.7	61.8
Avg. Dist. to Rail [m]	3.0	0.9	3.4	2.8	2.2	2.9	3.4	2.2	2.5	4.2	1.0
Avg. Stride Freq. [Hz]	2.2	2.2	2.1	2.1	2.1	2.1	2.2	2.1	2.2	2.3	2.2
Avg. Stride Length [m]	6.3	7.6	7.6	7.7	7.7	7.6	7.9	8.0	7.9	7.8	7.4



- [] Ranking at each section and finish
- .-.- No data available at this section
- NA No data available



Horse/Jockey Name	Regal Lion
Final Rank	2
Fastest Section Time (Section)	0:11.42 (400m)
Top Speed [km/h] (Section)	64.1 (400m)
Race State	Finished

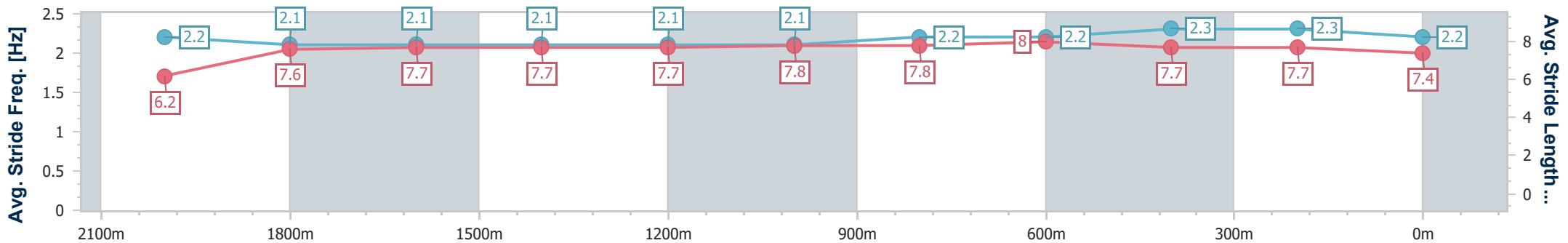
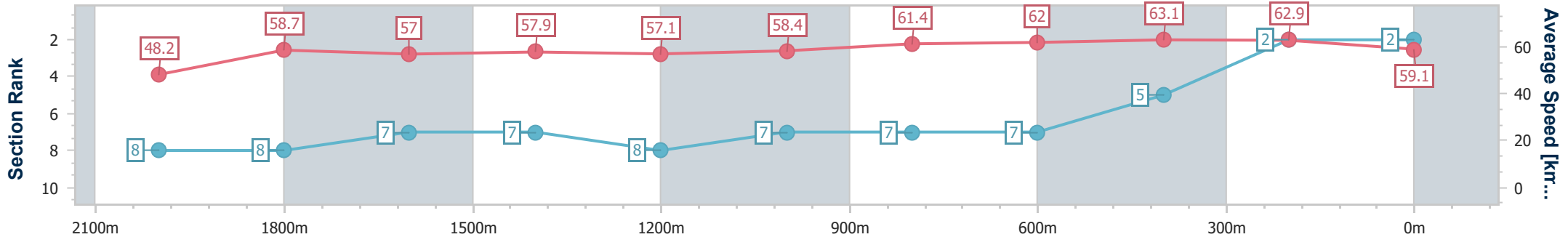


Eagle Farm QLD Professional
 Race 2: BAKER REFRIGERATION OPEN Handicap - Weights raised 2kg - 2200m
 20 April 2024 - 12:15
 Track Rating: Soft 5, Weather: Fine, Rail Position: +1m Entire



BRISBANE RACING CLUB

Section	Overall	2000m	1800m	1600m	1400m	1200m	1000m	800m	600m	400m	200m
Section Times	2:16.27 [2] (0:14.92)	2:01.35 [8] (0:12.28)	1:49.07 [8] (0:12.71)	1:36.36 [7] (0:12.53)	1:23.83 [7] (0:12.62)	1:11.21 [8] (0:12.35)	0:58.86 [7] (0:11.83)	0:47.03 [7] (0:11.70)	0:35.33 [7] (0:11.65)	0:23.68 [5] (0:11.42)	0:12.26 [2] (0:12.26)
Average Speed [km/h]	48.2	58.7	57.0	57.9	57.1	58.4	61.4	62.0	63.1	62.9	59.1
Top Speed [km/h]	60.1	61.0	58.4	58.7	58.0	59.9	63.0	62.6	63.4	64.1	61.4
Avg. Dist. to Rail [m]	1.4	0.7	1.4	1.9	2.0	2.5	2.1	1.7	3.2	6.4	2.9
Avg. Stride Freq. [Hz]	2.2	2.1	2.1	2.1	2.1	2.1	2.2	2.2	2.3	2.3	2.2
Avg. Stride Length [m]	6.2	7.6	7.7	7.7	7.7	7.8	7.8	8.0	7.7	7.7	7.4



- [] Ranking at each section and finish
- .-.- No data available at this section
- NA No data available



Horse/Jockey Name	Red Wave
Final Rank	3
Fastest Section Time (Section)	0:11.61 (400m)
Top Speed [km/h] (Section)	63.1 (600m)
Race State	Finished

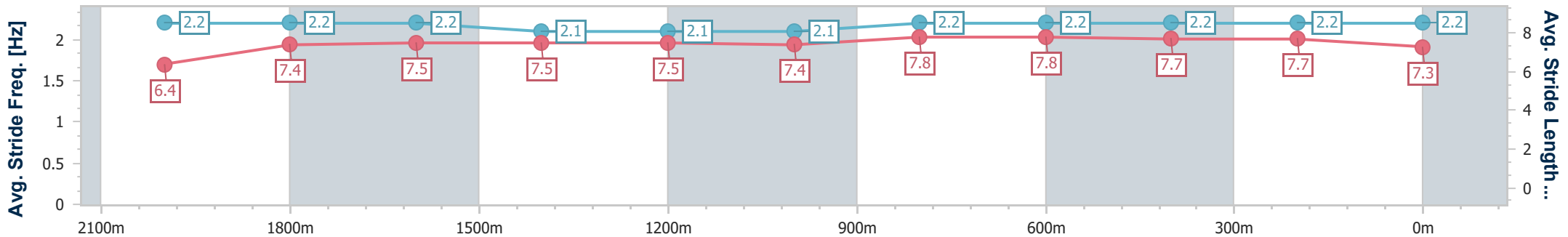
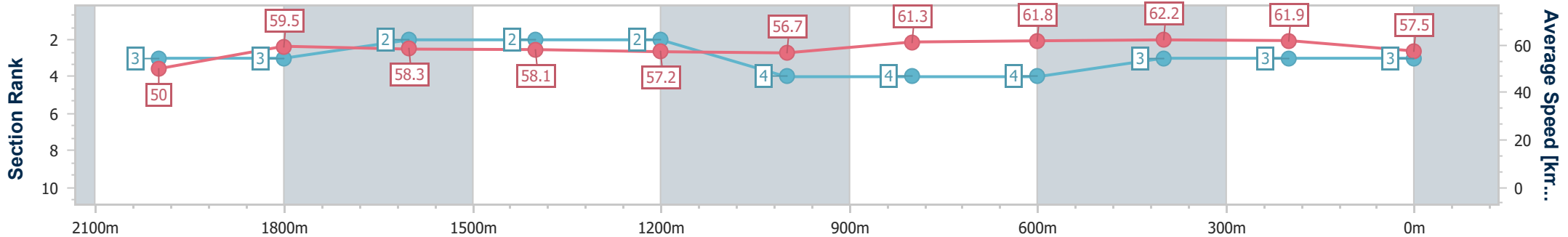


Eagle Farm QLD Professional
 Race 2: BAKER REFRIGERATION OPEN Handicap - Weights raised 2kg - 2200m
 20 April 2024 - 12:15
 Track Rating: Soft 5, Weather: Fine, Rail Position: +1m Entire



BRISBANE RACING CLUB

Section	Overall	2000m	1800m	1600m	1400m	1200m	1000m	800m	600m	400m	200m
Section Times	2:16.78 [3] (0:14.44)	2:02.34 [3] (0:12.18)	1:50.16 [3] (0:12.58)	1:37.58 [2] (0:12.50)	1:25.08 [2] (0:12.61)	1:12.47 [2] (0:12.66)	0:59.81 [4] (0:11.94)	0:47.87 [4] (0:11.87)	0:36.00 [4] (0:11.78)	0:24.22 [3] (0:11.61)	0:12.61 [3] (0:12.61)
Average Speed [km/h]	50.0	59.5	58.3	58.1	57.2	56.7	61.3	61.8	62.2	61.9	57.5
Top Speed [km/h]	62.1	61.8	59.8	59.2	57.9	57.8	62.5	62.2	63.1	63.0	60.4
Avg. Dist. to Rail [m]	5.9	1.6	3.6	1.8	1.3	1.9	2.7	3.7	3.6	2.7	0.5
Avg. Stride Freq. [Hz]	2.2	2.2	2.2	2.1	2.1	2.1	2.2	2.2	2.2	2.2	2.2
Avg. Stride Length [m]	6.4	7.4	7.5	7.5	7.5	7.4	7.8	7.8	7.7	7.7	7.3



- [] Ranking at each section and finish
- .-.- No data available at this section
- NA No data available



Horse/Jockey Name	Bonny Ezra
Final Rank	4
Fastest Section Time (Section)	0:11.52 (600m)
Top Speed [km/h] (Section)	64.5 (400m)
Race State	Finished

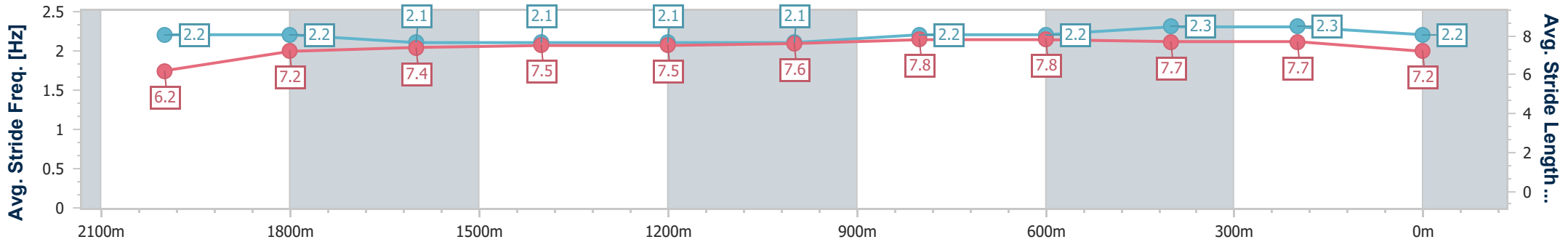
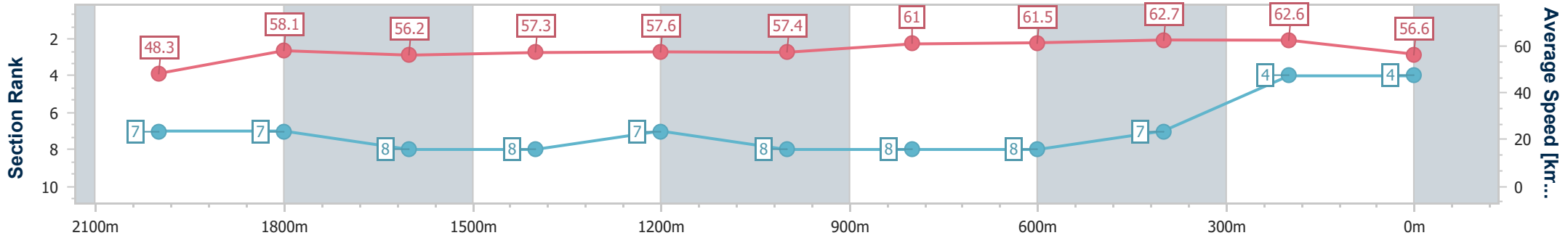


Eagle Farm QLD Professional
 Race 2: BAKER REFRIGERATION OPEN Handicap - Weights raised 2kg - 2200m
 20 April 2024 - 12:15
 Track Rating: Soft 5, Weather: Fine, Rail Position: +1m Entire



BRISBANE RACING CLUB

Section	Overall	2000m	1800m	1600m	1400m	1200m	1000m	800m	600m	400m	200m
Section Times	2:17.08 [4] (0:14.88)	2:02.20 [7] (0:12.21)	1:49.99 [7] (0:12.83)	1:37.16 [8] (0:12.58)	1:24.58 [8] (0:12.52)	1:12.06 [7] (0:12.55)	0:59.51 [8] (0:11.88)	0:47.63 [8] (0:11.77)	0:35.86 [8] (0:11.52)	0:24.34 [7] (0:11.56)	0:12.78 [4] (0:12.78)
Average Speed [km/h]	48.3	58.1	56.2	57.3	57.6	57.4	61.0	61.5	62.7	62.6	56.6
Top Speed [km/h]	61.2	60.5	57.6	58.5	58.9	59.1	63.5	63.3	64.2	64.5	59.9
Avg. Dist. to Rail [m]	2.7	2.4	0.4	0.4	0.8	2.2	1.0	1.1	1.9	6.0	2.7
Avg. Stride Freq. [Hz]	2.2	2.2	2.1	2.1	2.1	2.1	2.2	2.2	2.3	2.3	2.2
Avg. Stride Length [m]	6.2	7.2	7.4	7.5	7.5	7.6	7.8	7.8	7.7	7.7	7.2



- [] Ranking at each section and finish
- .-.- No data available at this section
- NA No data available



Horse/Jockey Name	Stuck With You
Final Rank	5
Fastest Section Time (Section)	0:11.72 (800m)
Top Speed [km/h] (Section)	63.6 (400m)
Race State	Finished

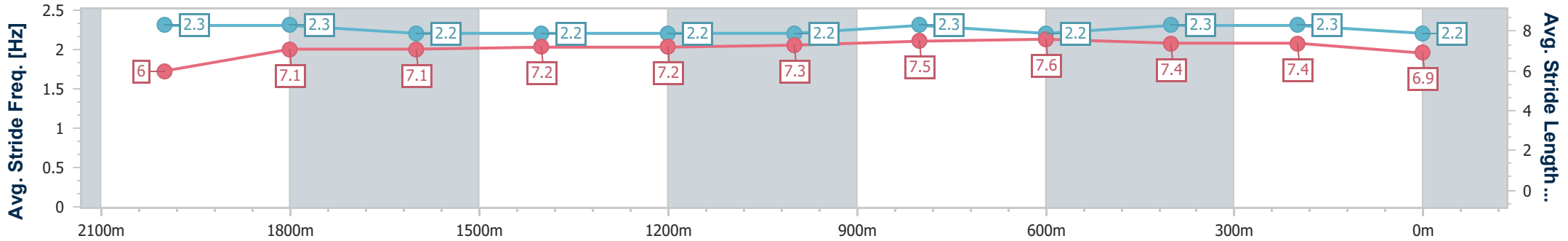
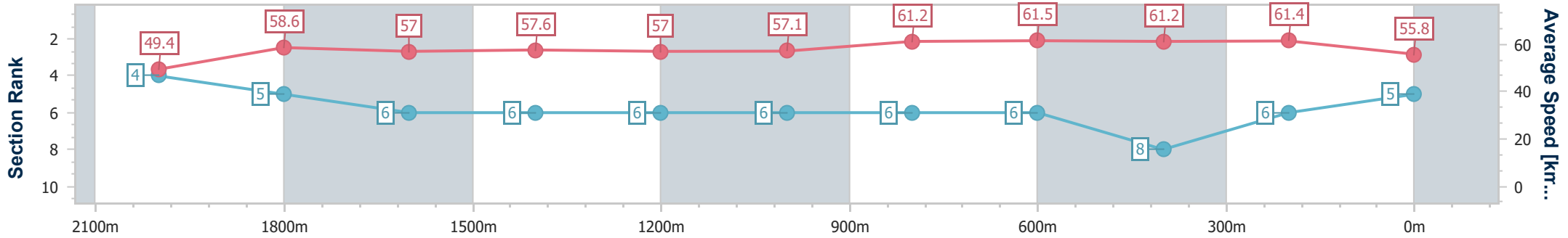


Eagle Farm QLD Professional
 Race 2: BAKER REFRIGERATION OPEN Handicap - Weights raised 2kg - 2200m
 20 April 2024 - 12:15
 Track Rating: Soft 5, Weather: Fine, Rail Position: +1m Entire



BRISBANE RACING CLUB

Section	Overall	2000m	1800m	1600m	1400m	1200m	1000m	800m	600m	400m	200m
Section Times	2:17.53 [5] (0:14.59)	2:02.94 [4] (0:12.28)	1:50.66 [5] (0:12.74)	1:37.92 [6] (0:12.51)	1:25.41 [6] (0:12.61)	1:12.80 [6] (0:12.62)	1:00.18 [6] (0:11.84)	0:48.34 [6] (0:11.72)	0:36.62 [6] (0:11.89)	0:24.73 [8] (0:11.76)	0:12.97 [6] (0:12.97)
Average Speed [km/h]	49.4	58.6	57.0	57.6	57.0	57.1	61.2	61.5	61.2	61.4	55.8
Top Speed [km/h]	61.7	60.2	57.5	58.2	58.8	58.2	63.4	62.7	61.7	63.6	58.5
Avg. Dist. to Rail [m]	1.8	1.0	1.6	0.6	0.4	0.8	0.9	1.0	2.1	6.4	4.2
Avg. Stride Freq. [Hz]	2.3	2.3	2.2	2.2	2.2	2.2	2.3	2.2	2.3	2.3	2.2
Avg. Stride Length [m]	6.0	7.1	7.1	7.2	7.2	7.3	7.5	7.6	7.4	7.4	6.9



- [] Ranking at each section and finish
- .-.- No data available at this section
- NA No data available



Horse/Jockey Name	Chayse 'N' Artie
Final Rank	6
Fastest Section Time (Section)	0:11.84 (1000m)
Top Speed [km/h] (Section)	63.1 (Overall)
Race State	Finished

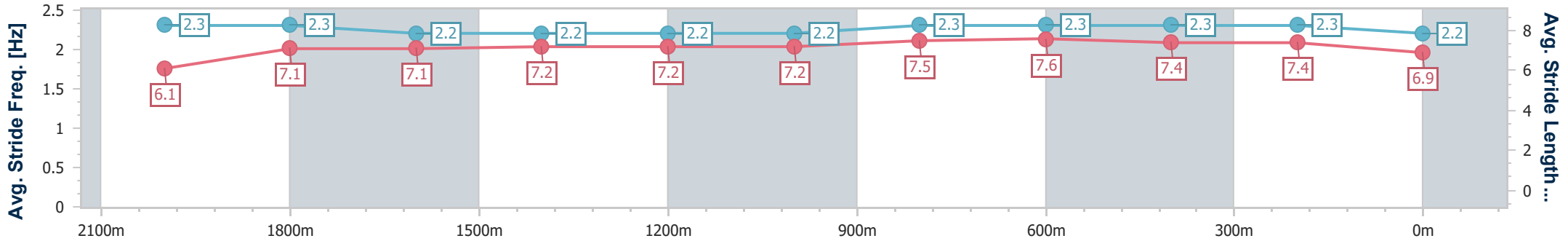
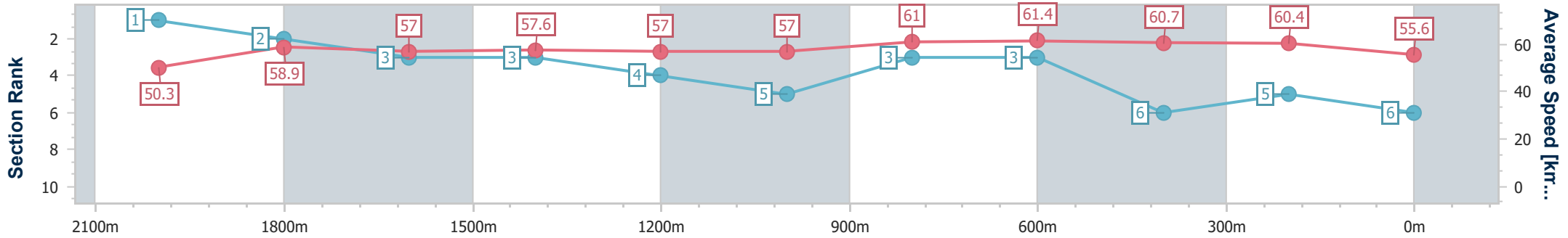


Eagle Farm QLD Professional
 Race 2: BAKER REFRIGERATION OPEN Handicap - Weights raised 2kg - 2200m
 20 April 2024 - 12:15
 Track Rating: Soft 5, Weather: Fine, Rail Position: +1m Entire



BRISBANE RACING CLUB

Section	Overall	2000m	1800m	1600m	1400m	1200m	1000m	800m	600m	400m	200m
Section Times	2:17.57 [6] (0:14.36)	2:03.21 [1] (0:12.16)	1:51.05 [2] (0:12.73)	1:38.32 [3] (0:12.53)	1:25.79 [3] (0:12.62)	1:13.17 [4] (0:12.65)	1:00.52 [5] (0:11.84)	0:48.68 [3] (0:11.87)	0:36.81 [3] (0:11.88)	0:24.93 [6] (0:11.91)	0:13.02 [5] (0:13.02)
Average Speed [km/h]	50.3	58.9	57.0	57.6	57.0	57.0	61.0	61.4	60.7	60.4	55.6
Top Speed [km/h]	63.1	62.2	57.6	58.3	58.1	58.1	62.5	62.1	61.4	61.1	58.7
Avg. Dist. to Rail [m]	3.6	0.9	1.3	1.1	0.2	0.5	0.8	2.1	0.9	1.9	1.0
Avg. Stride Freq. [Hz]	2.3	2.3	2.2	2.2	2.2	2.2	2.3	2.3	2.3	2.3	2.2
Avg. Stride Length [m]	6.1	7.1	7.1	7.2	7.2	7.2	7.5	7.6	7.4	7.4	6.9



- [] Ranking at each section and finish
- .-.- No data available at this section
- NA No data available



Horse/Jockey Name	Caprice Des Dieux
Final Rank	7
Fastest Section Time (Section)	0:11.88 (800m)
Top Speed [km/h] (Section)	62.8 (1200m)
Race State	Finished

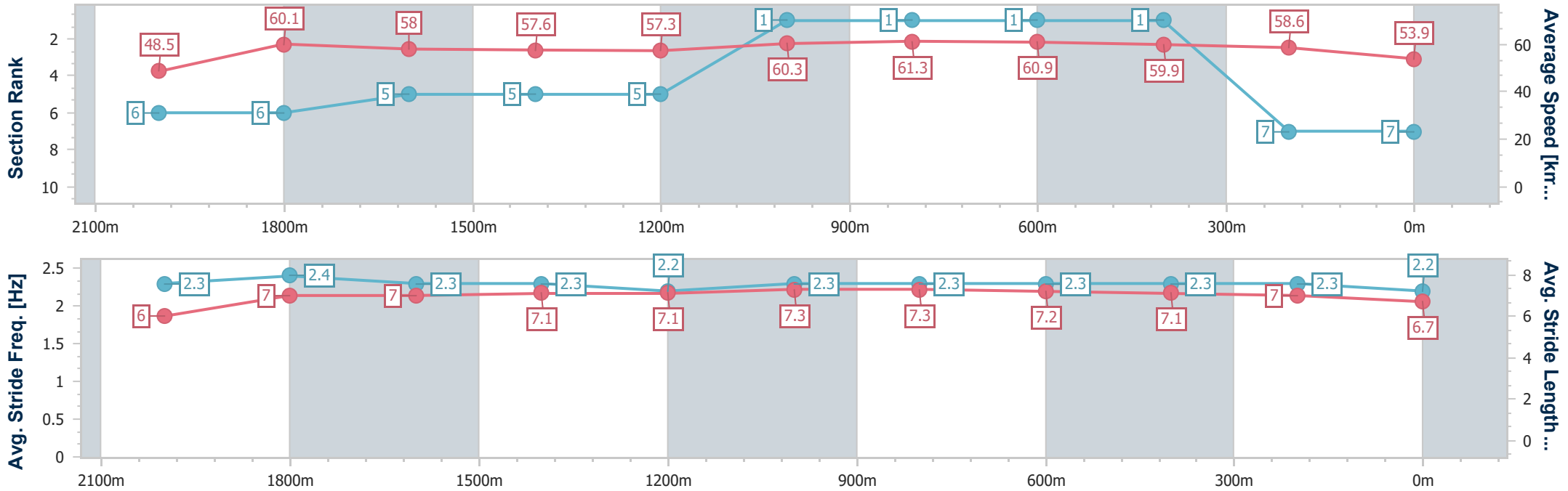


Eagle Farm QLD Professional
 Race 2: BAKER REFRIGERATION OPEN Handicap - Weights raised 2kg - 2200m
 20 April 2024 - 12:15
 Track Rating: Soft 5, Weather: Fine, Rail Position: +1m Entire



BRISBANE RACING CLUB

Section	Overall	2000m	1800m	1600m	1400m	1200m	1000m	800m	600m	400m	200m
Section Times	2:18.22 [7] (0:14.88)	2:03.34 [6] (0:12.01)	1:51.33 [6] (0:12.57)	1:38.76 [5] (0:12.59)	1:26.17 [5] (0:12.61)	1:13.56 [5] (0:11.96)	1:01.60 [1] (0:11.89)	0:49.71 [1] (0:11.88)	0:37.83 [1] (0:12.10)	0:25.73 [1] (0:12.31)	0:13.42 [7] (0:13.42)
Average Speed [km/h]	48.5	60.1	58.0	57.6	57.3	60.3	61.3	60.9	59.9	58.6	53.9
Top Speed [km/h]	62.3	62.2	58.5	58.6	58.1	62.8	62.7	62.7	61.4	59.9	56.7
Avg. Dist. to Rail [m]	2.7	0.6	1.7	2.7	2.2	3.5	2.6	1.4	1.5	1.6	0.5
Avg. Stride Freq. [Hz]	2.3	2.4	2.3	2.3	2.2	2.3	2.3	2.3	2.3	2.3	2.2
Avg. Stride Length [m]	6.0	7.0	7.0	7.1	7.1	7.3	7.3	7.2	7.1	7.0	6.7



- [] Ranking at each section and finish
- .-.- No data available at this section
- NA No data available



Horse/Jockey Name	Seat Of Power
Final Rank	8
Fastest Section Time (Section)	0:11.79 (1000m)
Top Speed [km/h] (Section)	63.5 (Overall)
Race State	Finished

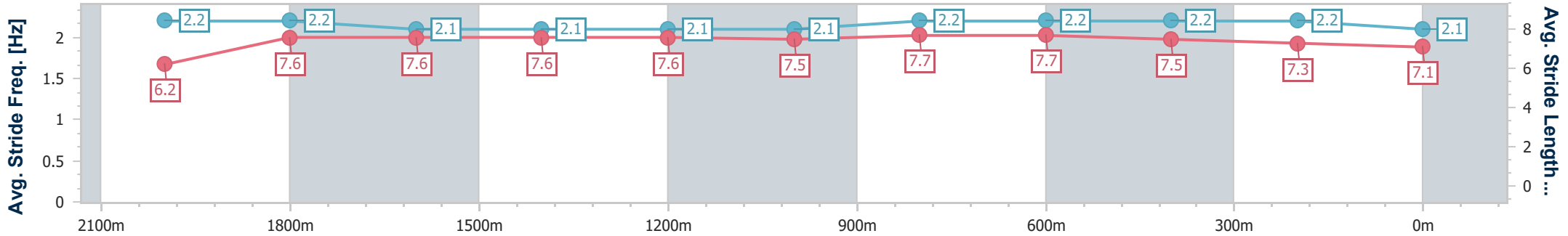
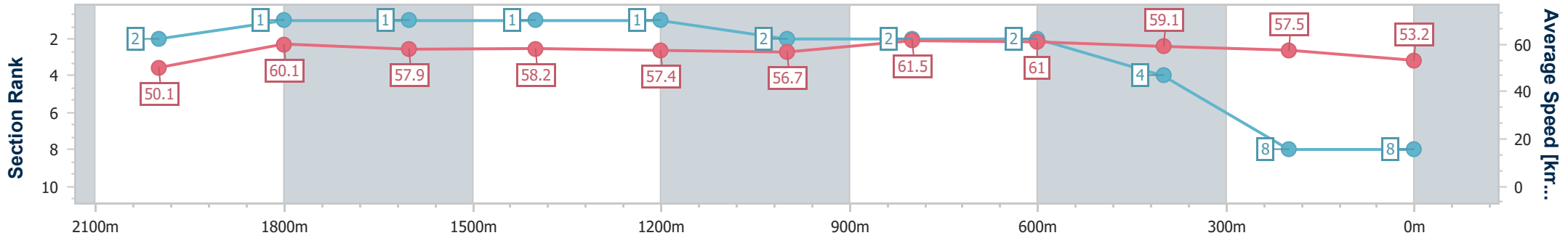


Eagle Farm QLD Professional
 Race 2: BAKER REFRIGERATION OPEN Handicap - Weights raised 2kg - 2200m
 20 April 2024 - 12:15
 Track Rating: Soft 5, Weather: Fine, Rail Position: +1m Entire



BRISBANE RACING CLUB

Section	Overall	2000m	1800m	1600m	1400m	1200m	1000m	800m	600m	400m	200m
Section Times	2:18.73 [8] (0:14.39)	2:04.34 [2] (0:12.04)	1:52.30 [1] (0:12.61)	1:39.69 [1] (0:12.45)	1:27.24 [1] (0:12.57)	1:14.67 [1] (0:12.71)	1:01.96 [2] (0:11.79)	0:50.17 [2] (0:11.84)	0:38.33 [2] (0:12.18)	0:26.15 [4] (0:12.53)	0:13.62 [8] (0:13.62)
Average Speed [km/h]	50.1	60.1	57.9	58.2	57.4	56.7	61.5	61.0	59.1	57.5	53.2
Top Speed [km/h]	63.5	63.5	58.5	59.1	58.0	59.5	62.7	62.0	60.3	59.1	55.8
Avg. Dist. to Rail [m]	5.2	1.1	2.7	1.5	0.8	1.8	1.4	0.9	0.6	1.4	2.4
Avg. Stride Freq. [Hz]	2.2	2.2	2.1	2.1	2.1	2.1	2.2	2.2	2.2	2.2	2.1
Avg. Stride Length [m]	6.2	7.6	7.6	7.6	7.6	7.5	7.7	7.7	7.5	7.3	7.1



- [] Ranking at each section and finish
- .-.- No data available at this section
- NA No data available



Eagle Farm QLD Professional

Race 3: MOUNT FRANKLIN LIGHTLY SPARKLING BENCHMARK 70 Handicap - 1400m

20 April 2024 - 12:50



BRISBANE
RACING CLUB

Track Rating: Soft 5, Weather: Fine, Rail Position: +1m Entire

Section							Overall	1200m	1000m	800m	600m	400m	Last 600m
Field Times							1:23.66 (0:13.46)	1:10.20 (0:10.91)	0:59.29 (0:11.60)	0:47.69 (0:11.88)	0:35.81 (0:12.02)	0:23.79 (0:11.56)	0:35.81
Rank	TAB	Horse/Jockey	Barrier	Top Speed [km/h]	Fastest Section								Distance Travelled [m]
1	13	OCEAN ZAR Nikita Beriman	13	65.9	0:11.23	1:23.66 [1] (0:13.70)	1:09.96 [5] (0:11.23)	0:58.73 [6] (0:11.71)	0:47.02 [5] (0:11.75)	0:35.27 [5] (0:11.78)	0:23.49 [4] (0:11.27)	0:35.27	
2	7	TALK TIME Andrew Mallyon	7	66.5	0:11.07	1:23.76 [2] (0:14.22)	1:09.54 [12] (0:11.07)	0:58.47 [11] (0:11.77)	0:46.70 [11] (0:11.80)	0:34.90 [11] (0:11.52)	0:23.38 [8] (0:11.33)	0:34.90	+4
3	5	STARRY EYES Michael Rodd	5	66.0	0:11.14	1:24.05 [3] (0:14.47)	1:09.58 [15] (0:11.14)	0:58.44 [15] (0:11.81)	0:46.63 [14] (0:11.74)	0:34.89 [14] (0:11.45)	0:23.44 [12] (0:11.34)	0:34.89	+5
4	8	BAD EDUCATION Noel Callow	8	67.5	0:10.98	1:24.19 [4] (0:13.99)	1:10.20 [9] (0:10.98)	0:59.22 [7] (0:11.70)	0:47.52 [6] (0:11.70)	0:35.82 [4] (0:11.50)	0:24.32 [1] (0:11.56)	0:35.82	+3
5	16	IRON GRACE Samantha Collett	16	65.7	0:11.23	1:24.34 [5] (0:13.91)	1:10.43 [8] (0:11.23)	0:59.20 [10] (0:11.69)	0:47.51 [8] (0:11.81)	0:35.70 [8] (0:11.81)	0:23.89 [10] (0:11.66)	0:35.70	-2
6	11	FIXATED Bailey Wheeler	11	65.9	0:11.20	1:24.41 [6] (0:14.16)	1:10.25 [11] (0:11.20)	0:59.05 [12] (0:11.84)	0:47.21 [12] (0:11.82)	0:35.39 [12] (0:11.46)	0:23.93 [11] (0:11.37)	0:35.39	+5
7	14	NICKELBACK Jim Byrne	14	67.0	0:11.08	1:24.60 [7] (0:13.65)	1:10.95 [3] (0:11.08)	0:59.87 [3] (0:11.69)	0:48.18 [3] (0:12.02)	0:36.16 [6] (0:11.88)	0:24.28 [6] (0:11.66)	0:36.16	+8
8	17	DRIALLE Martin Harley	17	65.3	0:11.24	1:24.71 [8] (0:13.83)	1:10.88 [6] (0:11.24)	0:59.64 [8] (0:11.81)	0:47.83 [10] (0:11.86)	0:35.97 [9] (0:11.71)	0:24.26 [9] (0:11.54)	0:35.97	+3
9	4	ALAMIRA Cejay Graham	4	67.4	0:10.83	1:24.72 [9] (0:13.64)	1:11.08 [2] (0:10.83)	1:00.25 [2] (0:11.66)	0:48.59 [2] (0:11.94)	0:36.65 [2] (0:11.99)	0:24.66 [2] (0:11.85)	0:36.65	+6
10	10	REGAL EDITION John Allen	10	66.0	0:11.15	1:24.74 [10] (0:14.30)	1:10.44 [13] (0:11.15)	0:59.29 [13] (0:11.81)	0:47.48 [13] (0:11.88)	0:35.60 [13] (0:11.65)	0:23.95 [15] (0:11.56)	0:35.60	+2

Scratched: Tip Of The Spear (#3), Start Strutting (#6), Monte Outlander (#18), Hydroelectric (#19)

[] Ranking at each section and finish
 -:-:- No data available at this section
 NA No data available

SCN Saddle cloth number
 DNF Did not finish
 DNT Did not track



Eagle Farm QLD Professional
Race 3: MOUNT FRANKLIN LIGHTLY SPARKLING BENCHMARK 70
Handicap - 1400m
20 April 2024 - 12:50



Track Rating: Soft 5, Weather: Fine, Rail Position: +1m Entire

Section	Overall	1200m	1000m	800m	600m	400m	Last 600m
Field Times	1:23.66 (0:13.46)	1:10.20 (0:10.91)	0:59.29 (0:11.60)	0:47.69 (0:11.88)	0:35.81 (0:12.02)	0:23.79 (0:11.56)	0:35.81

Rank	TAB	Horse/Jockey	Barrier	Top Speed [km/h]	Fastest Section	Overall	1200m	1000m	800m	600m	400m	Last 600m	Distance Travelled [m]
11	1	FASTCONI Damien Thornton	1	65.1 1200m	0:11.28 1200m	1:24.88 [11] (0:14.30)	1:10.58 [14] (0:11.28)	0:59.30 [14] (0:11.90)	0:47.40 [15] (0:11.76)	0:35.64 [15] (0:11.50)	0:24.14 [14] (0:11.44)	0:35.64	+2
12	2	KIPLING'S JOURNEY Adin Thompson	2	66.2 1200m	0:11.08 1200m	1:25.16 [12] (0:13.65)	1:11.51 [3] (0:11.08)	1:00.43 [4] (0:11.69)	0:48.74 [4] (0:11.91)	0:36.83 [3] (0:12.03)	0:24.80 [7] (0:11.86)	0:36.83	+1
13	12	MORE TROUBLE James Orman	12	66.4 1200m	0:11.08 1200m	1:25.18 [13] (0:14.02)	1:11.16 [10] (0:11.08)	1:00.08 [9] (0:11.77)	0:48.31 [9] (0:11.90)	0:36.41 [10] (0:11.87)	0:24.54 [13] (0:11.88)	0:36.41	+9
14	9	IRING Sean Cormack	9	66.1 1200m	0:11.05 1200m	1:25.52 [14] (0:13.87)	1:11.65 [7] (0:11.05)	1:00.60 [5] (0:11.85)	0:48.75 [7] (0:11.77)	0:36.98 [7] (0:11.70)	0:25.28 [5] (0:11.95)	0:36.98	-1
15	15	DAMIANI Jake Bayliss	15	67.7 1200m	0:10.91 1200m	1:28.36 [15] (0:13.46)	1:14.90 [1] (0:10.91)	1:03.99 [1] (0:11.60)	0:52.39 [1] (0:11.88)	0:40.51 [1] (0:12.25)	0:28.26 [3] (0:12.87)	0:40.51	-4

Scratched: Tip Of The Spear (#3), Start Strutting (#6), Monte Outlander (#18), Hydroelectric (#19)

[] Ranking at each section and finish
 -:-:- No data available at this section
 NA No data available

SCN Saddle cloth number
 DNF Did not finish
 DNT Did not track



Eagle Farm QLD Professional
Race 3: MOUNT FRANKLIN LIGHTLY SPARKLING BENCHMARK 70
Handicap - 1400m
20 April 2024 - 12:50



Track Rating: Soft 5, Weather: Fine, Rail Position: +1m Entire

Section				200m				Last 600m	
Field Times				0:12.23 (0:12.23)				0:35.81	
Rank	TAB	Horse/Jockey	Barrier	Top Speed [km/h]	Fastest Section	Margin			Distance Travelled [m]
1	13	OCEAN ZAR Nikita Beriman	13	65.9 400m	0:11.23 1200m	0:12.22 [2] (0:12.22)	1:23.66		0:35.27
2	7	TALK TIME Andrew Mallyon	7	66.5 1200m	0:11.07 1200m	0:12.05 [3] (0:12.05)	0.64L		0:34.90 +4
3	5	STARRY EYES Michael Rodd	5	66.0 1200m	0:11.14 1200m	0:12.10 [6] (0:12.10)	2.3L		0:34.89 +5
4	8	BAD EDUCATION Noel Callow	8	67.5 1200m	0:10.98 1200m	0:12.76 [1] (0:12.76)	3.14L		0:35.82 +3
5	16	IRON GRACE Samantha Collett	16	65.7 Overall	0:11.23 1200m	0:12.23 [9] (0:12.23)	4.04L		0:35.70 -2
6	11	FIXATED Bailey Wheeler	11	65.9 1200m	0:11.20 1200m	0:12.56 [4] (0:12.56)	4.41L		0:35.39 +5
7	14	NICKELBACK Jim Byrne	14	67.0 1200m	0:11.08 1200m	0:12.62 [7] (0:12.62)	5.55L		0:36.16 +8
8	17	DRIALLE Martin Harley	17	65.3 Overall	0:11.24 1200m	0:12.72 [8] (0:12.72)	6.21L		0:35.97 +3
9	4	ALAMIRA Cejay Graham	4	67.4 1200m	0:10.83 1200m	0:12.81 [5] (0:12.81)	6.24L		0:36.65 +6
10	10	REGAL EDITION John Allen	10	66.0 1200m	0:11.15 1200m	0:12.39 [13] (0:12.39)	6.4L		0:35.60 +2

Scratched: Tip Of The Spear (#3), Start Strutting (#6), Monte Outlander (#18), Hydroelectric (#19)



Eagle Farm QLD Professional
Race 3: MOUNT FRANKLIN LIGHTLY SPARKLING BENCHMARK 70
Handicap - 1400m
20 April 2024 - 12:50



Track Rating: Soft 5, Weather: Fine, Rail Position: +1m Entire

Section				200m				Last 600m	
Field Times				0:12.23 (0:12.23)				0:35.81	
Rank	TAB	Horse/Jockey	Barrier	Top Speed [km/h]	Fastest Section	Margin			Distance Travelled [m]
11	1	FASTCONI Damien Thornton	1	65.1 1200m	0:11.28 1200m	0:12.70 [10] (0:12.70)	7.22L		0:35.64 +2
12	2	KIPLING'S JOURNEY Adin Thompson	2	66.2 1200m	0:11.08 1200m	0:12.94 [12] (0:12.94)	8.83L		0:36.83 +1
13	12	MORE TROUBLE James Orman	12	66.4 1200m	0:11.08 1200m	0:12.66 [14] (0:12.66)	8.96L		0:36.41 +9
14	9	IRING Sean Cormack	9	66.1 1200m	0:11.05 1200m	0:13.33 [11] (0:13.33)	10.94L		0:36.98 -1
15	15	DAMIANI Jake Bayliss	15	67.7 1200m	0:10.91 1200m	0:15.39 [15] (0:15.39)	27.69L		0:40.51 -4

Scratched: Tip Of The Spear (#3), Start Strutting (#6), Monte Outlander (#18), Hydroelectric (#19)



Horse/Jockey Name	Ocean Zar
Final Rank	1
Fastest Section Time (Section)	0:11.23 (1200m)
Top Speed [km/h] (Section)	65.9 (400m)
Race State	Finished

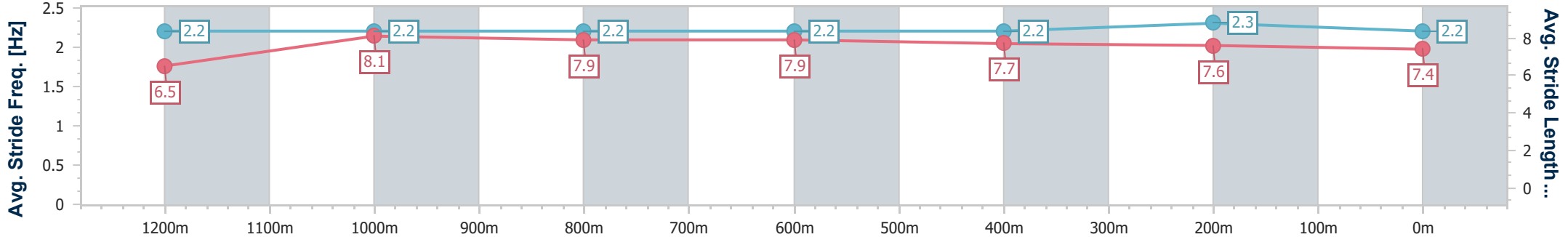
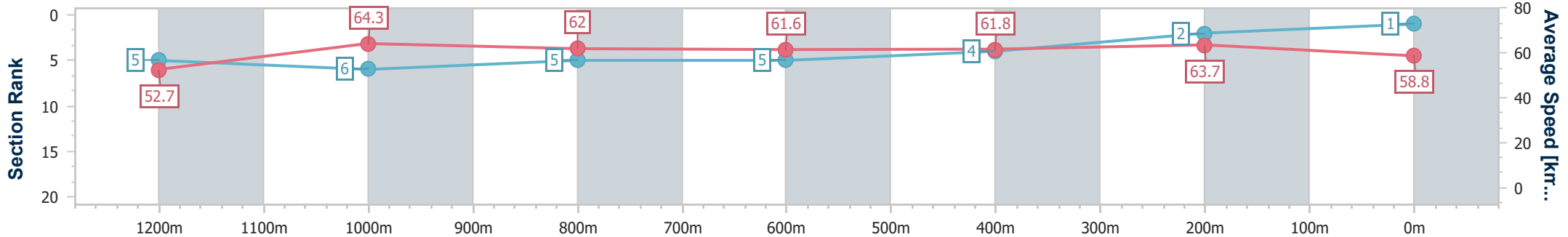


Eagle Farm QLD Professional
 Race 3: MOUNT FRANKLIN LIGHTLY SPARKLING
 BENCHMARK 70 Handicap - 1400m
 20 April 2024 - 12:50
 Track Rating: Soft 5, Weather: Fine, Rail Position: +1m Entire



BRISBANE
 RACING CLUB

Section	Overall	1200m	1000m	800m	600m	400m	200m
Section Times	1:23.66 [1] (0:13.70)	1:09.96 [5] (0:11.23)	0:58.73 [6] (0:11.71)	0:47.02 [5] (0:11.75)	0:35.27 [5] (0:11.78)	0:23.49 [4] (0:11.27)	0:12.22 [2] (0:12.22)
Average Speed [km/h]	52.7	64.3	62.0	61.6	61.8	63.7	58.8
Top Speed [km/h]	65.1	64.8	62.8	62.2	65.2	65.9	62.3
Avg. Dist. to Rail [m]	3.1	3.3	2.0	0.9	1.9	3.8	3.6
Avg. Stride Freq. [Hz]	2.2	2.2	2.2	2.2	2.2	2.3	2.2
Avg. Stride Length [m]	6.5	8.1	7.9	7.9	7.7	7.6	7.4



- [] Ranking at each section and finish
- .-.- No data available at this section
- NA No data available



Horse/Jockey Name	Talk Time
Final Rank	2
Fastest Section Time (Section)	0:11.07 (1200m)
Top Speed [km/h] (Section)	66.5 (1200m)
Race State	Finished

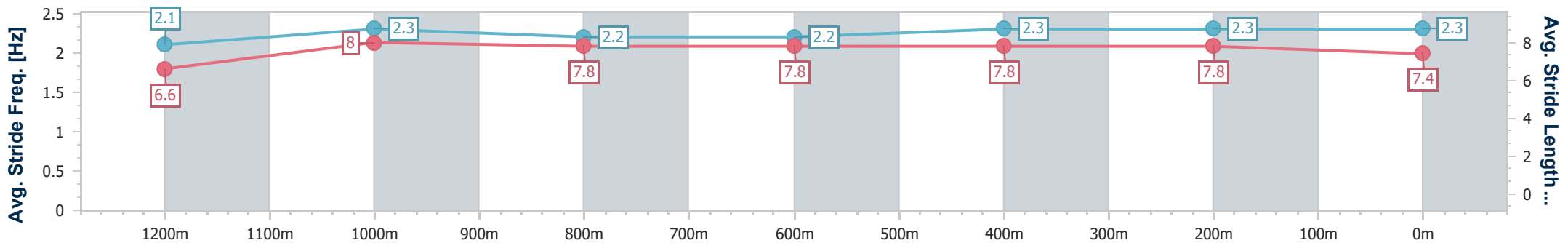
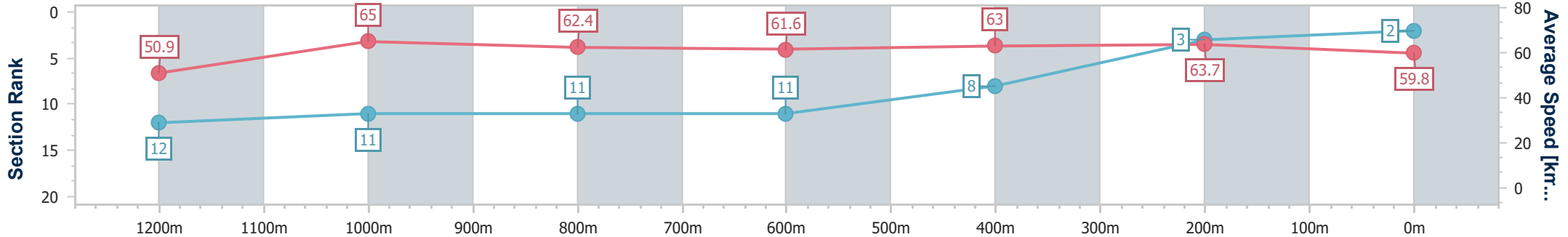


Eagle Farm QLD Professional
 Race 3: MOUNT FRANKLIN LIGHTLY SPARKLING
 BENCHMARK 70 Handicap - 1400m
 20 April 2024 - 12:50
 Track Rating: Soft 5, Weather: Fine, Rail Position: +1m Entire



BRISBANE
 RACING CLUB

Section	Overall	1200m	1000m	800m	600m	400m	200m
Section Times	1:23.76 [2] (0:14.22)	1:09.54 [12] (0:11.07)	0:58.47 [11] (0:11.77)	0:46.70 [11] (0:11.80)	0:34.90 [11] (0:11.52)	0:23.38 [8] (0:11.33)	0:12.05 [3] (0:12.05)
Average Speed [km/h]	50.9	65.0	62.4	61.6	63.0	63.7	59.8
Top Speed [km/h]	64.0	66.5	63.4	63.7	63.7	64.5	62.4
Avg. Dist. to Rail [m]	9.6	4.8	3.6	2.2	2.0	5.7	4.8
Avg. Stride Freq. [Hz]	2.1	2.3	2.2	2.2	2.3	2.3	2.3
Avg. Stride Length [m]	6.6	8.0	7.8	7.8	7.8	7.8	7.4



- [] Ranking at each section and finish
- .-.- No data available at this section
- NA No data available



Horse/Jockey Name	Starry Eyes
Final Rank	3
Fastest Section Time (Section)	0:11.14 (1200m)
Top Speed [km/h] (Section)	66.0 (1200m)
Race State	Finished

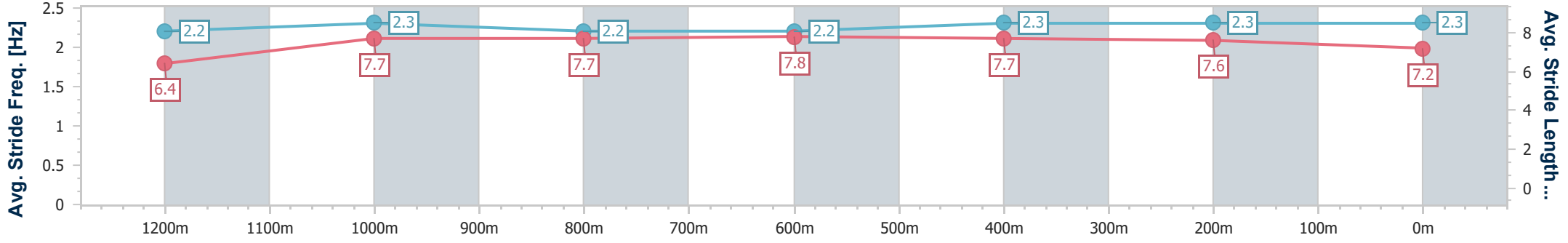
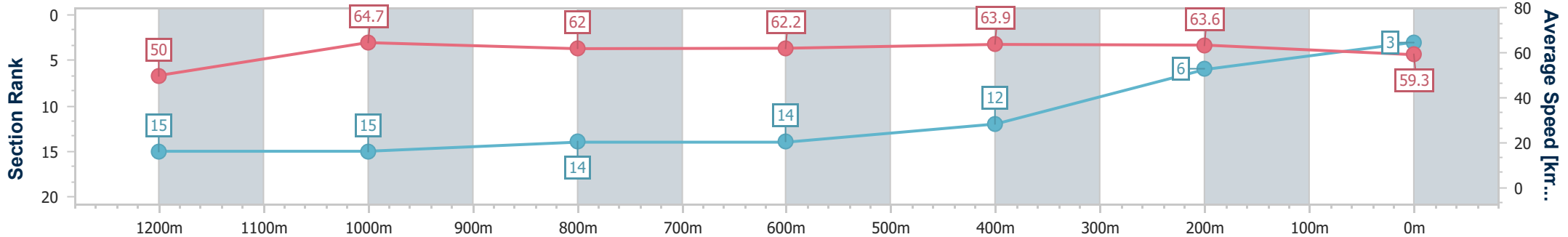


Eagle Farm QLD Professional
 Race 3: MOUNT FRANKLIN LIGHTLY SPARKLING
 BENCHMARK 70 Handicap - 1400m
 20 April 2024 - 12:50
 Track Rating: Soft 5, Weather: Fine, Rail Position: +1m Entire



BRISBANE
 RACING CLUB

Section	Overall	1200m	1000m	800m	600m	400m	200m
Section Times	1:24.05 [3] (0:14.47)	1:09.58 [15] (0:11.14)	0:58.44 [15] (0:11.81)	0:46.63 [14] (0:11.74)	0:34.89 [14] (0:11.45)	0:23.44 [12] (0:11.34)	0:12.10 [6] (0:12.10)
Average Speed [km/h]	50.0	64.7	62.0	62.2	63.9	63.6	59.3
Top Speed [km/h]	64.2	66.0	62.7	65.2	65.2	64.2	62.5
Avg. Dist. to Rail [m]	10.2	4.7	3.5	2.4	3.6	8.1	9.5
Avg. Stride Freq. [Hz]	2.2	2.3	2.2	2.2	2.3	2.3	2.3
Avg. Stride Length [m]	6.4	7.7	7.7	7.8	7.7	7.6	7.2



- [] Ranking at each section and finish
- .-.- No data available at this section
- NA No data available



Horse/Jockey Name	Bad Education
Final Rank	4
Fastest Section Time (Section)	0:10.98 (1200m)
Top Speed [km/h] (Section)	67.5 (1200m)
Race State	Finished

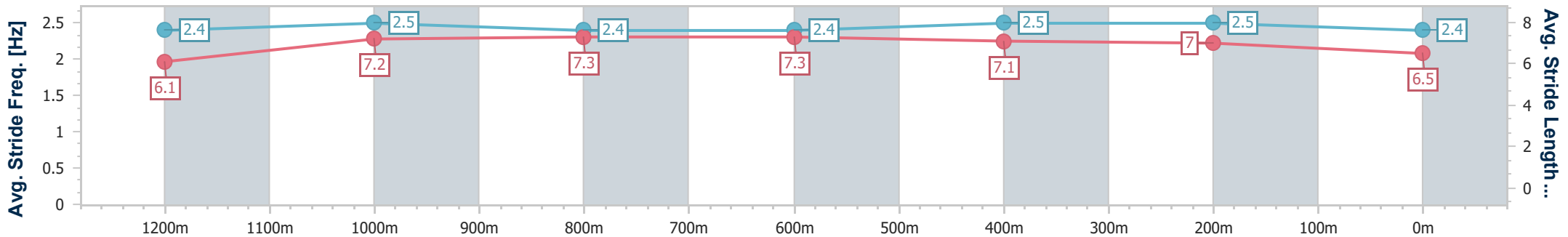
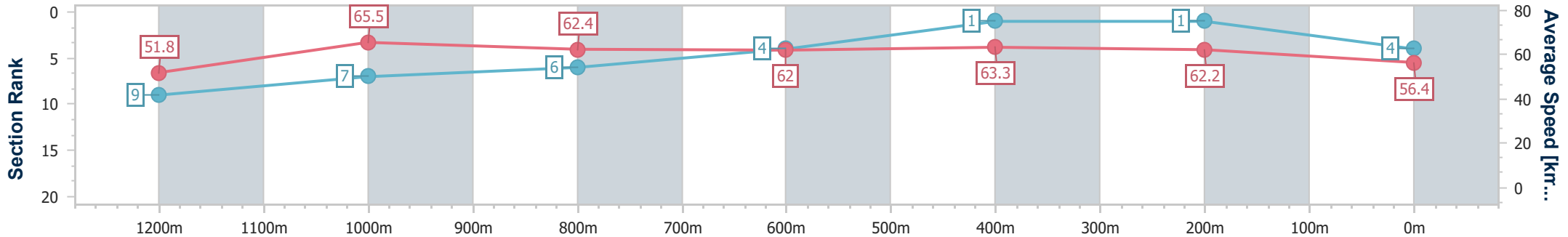


Eagle Farm QLD Professional
 Race 3: MOUNT FRANKLIN LIGHTLY SPARKLING
 BENCHMARK 70 Handicap - 1400m
 20 April 2024 - 12:50
 Track Rating: Soft 5, Weather: Fine, Rail Position: +1m Entire



BRISBANE
RACING CLUB

Section	Overall	1200m	1000m	800m	600m	400m	200m
Section Times	1:24.19 [4] (0:13.99)	1:10.20 [9] (0:10.98)	0:59.22 [7] (0:11.70)	0:47.52 [6] (0:11.70)	0:35.82 [4] (0:11.50)	0:24.32 [1] (0:11.56)	0:12.76 [1] (0:12.76)
Average Speed [km/h]	51.8	65.5	62.4	62.0	63.3	62.2	56.4
Top Speed [km/h]	64.8	67.5	63.2	62.7	64.1	63.8	60.3
Avg. Dist. to Rail [m]	10.5	4.6	2.6	1.5	2.0	2.6	3.1
Avg. Stride Freq. [Hz]	2.4	2.5	2.4	2.4	2.5	2.5	2.4
Avg. Stride Length [m]	6.1	7.2	7.3	7.3	7.1	7.0	6.5



- [] Ranking at each section and finish
- .-.- No data available at this section
- NA No data available



Horse/Jockey Name	Iron Grace
Final Rank	5
Fastest Section Time (Section)	0:11.23 (1200m)
Top Speed [km/h] (Section)	65.7 (Overall)
Race State	Finished

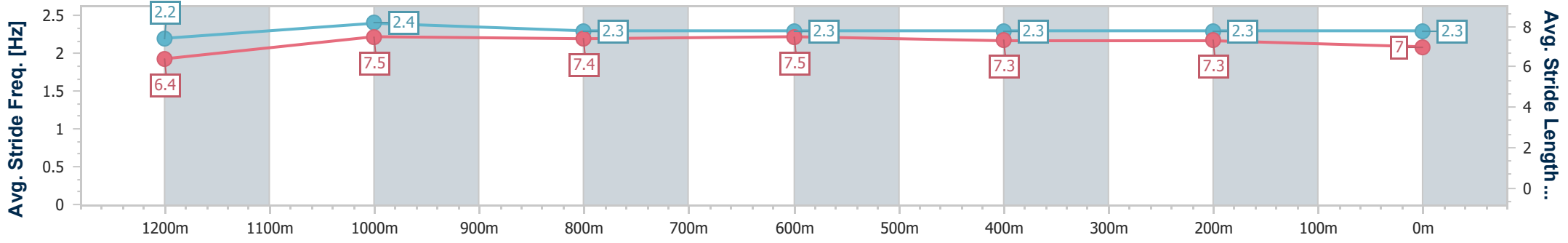
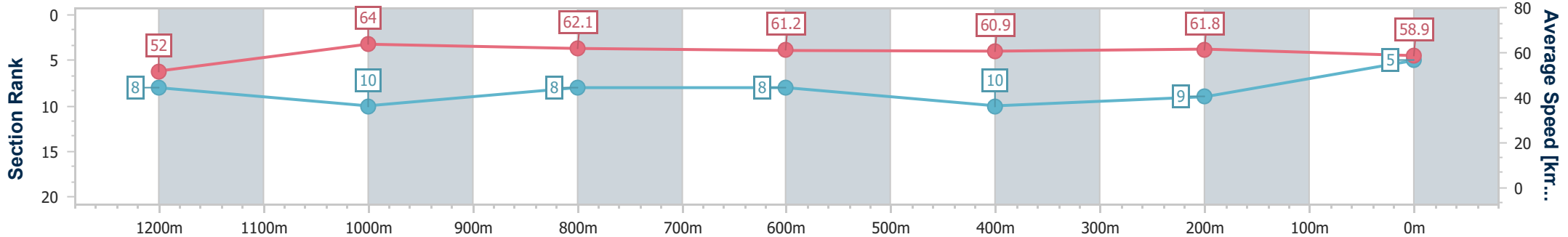


Eagle Farm QLD Professional
 Race 3: MOUNT FRANKLIN LIGHTLY SPARKLING
 BENCHMARK 70 Handicap - 1400m
 20 April 2024 - 12:50
 Track Rating: Soft 5, Weather: Fine, Rail Position: +1m Entire



BRISBANE
 RACING CLUB

Section	Overall	1200m	1000m	800m	600m	400m	200m
Section Times	1:24.34 [5] (0:13.91)	1:10.43 [8] (0:11.23)	0:59.20 [10] (0:11.69)	0:47.51 [8] (0:11.81)	0:35.70 [8] (0:11.81)	0:23.89 [10] (0:11.66)	0:12.23 [9] (0:12.23)
Average Speed [km/h]	52.0	64.0	62.1	61.2	60.9	61.8	58.9
Top Speed [km/h]	65.7	65.6	63.0	61.7	61.9	63.4	60.9
Avg. Dist. to Rail [m]	1.5	2.6	1.7	0.4	0.9	3.5	0.4
Avg. Stride Freq. [Hz]	2.2	2.4	2.3	2.3	2.3	2.3	2.3
Avg. Stride Length [m]	6.4	7.5	7.4	7.5	7.3	7.3	7.0



- [] Ranking at each section and finish
- .-.- No data available at this section
- NA No data available



Horse/Jockey Name	Fixated
Final Rank	6
Fastest Section Time (Section)	0:11.20 (1200m)
Top Speed [km/h] (Section)	65.9 (1200m)
Race State	Finished

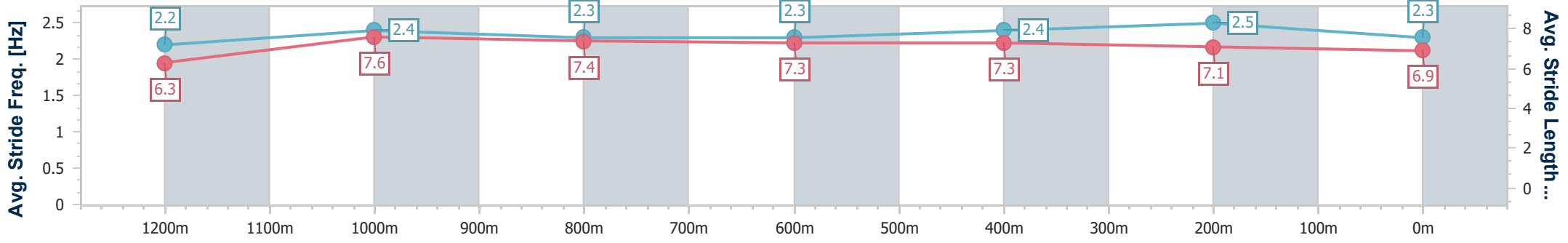
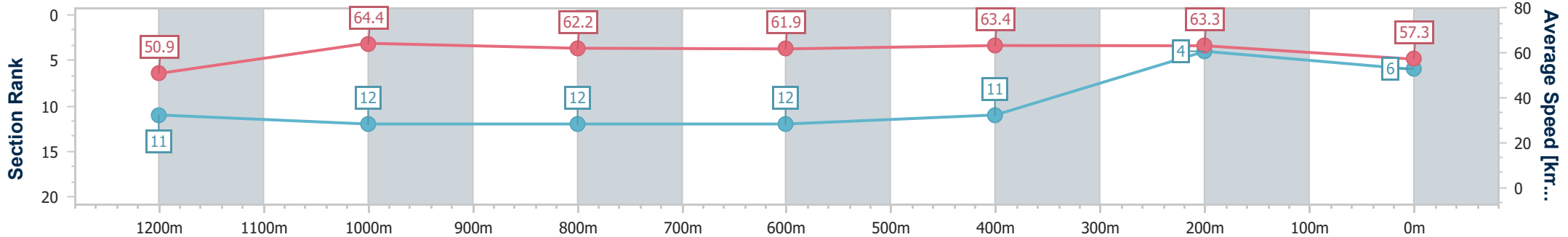


Eagle Farm QLD Professional
 Race 3: MOUNT FRANKLIN LIGHTLY SPARKLING
 BENCHMARK 70 Handicap - 1400m
 20 April 2024 - 12:50
 Track Rating: Soft 5, Weather: Fine, Rail Position: +1m Entire



BRISBANE
 RACING CLUB

Section	Overall	1200m	1000m	800m	600m	400m	200m
Section Times	1:24.41 [6] (0:14.16)	1:10.25 [11] (0:11.20)	0:59.05 [12] (0:11.84)	0:47.21 [12] (0:11.82)	0:35.39 [12] (0:11.46)	0:23.93 [11] (0:11.37)	0:12.56 [4] (0:12.56)
Average Speed [km/h]	50.9	64.4	62.2	61.9	63.4	63.3	57.3
Top Speed [km/h]	63.8	65.9	64.2	64.9	64.7	64.5	61.2
Avg. Dist. to Rail [m]	6.6	3.9	4.0	3.3	2.4	4.8	4.2
Avg. Stride Freq. [Hz]	2.2	2.4	2.3	2.3	2.4	2.5	2.3
Avg. Stride Length [m]	6.3	7.6	7.4	7.3	7.3	7.1	6.9



- [] Ranking at each section and finish
- .-.- No data available at this section
- NA No data available



Horse/Jockey Name	Nickelback
Final Rank	7
Fastest Section Time (Section)	0:11.08 (1200m)
Top Speed [km/h] (Section)	67.0 (1200m)
Race State	Finished

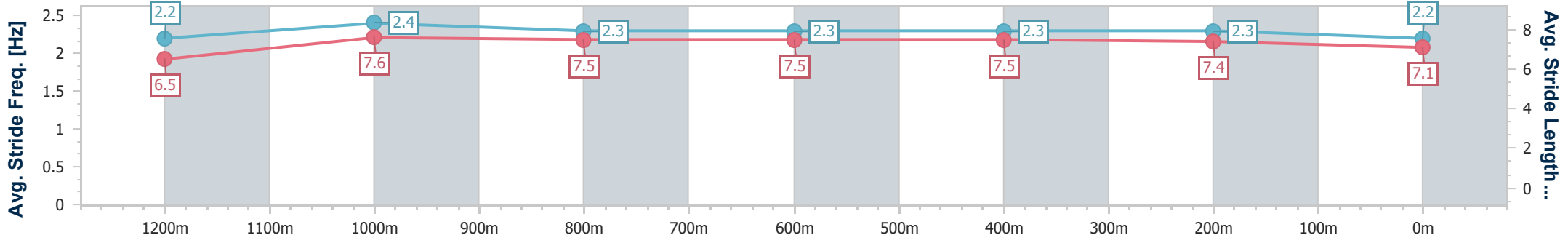
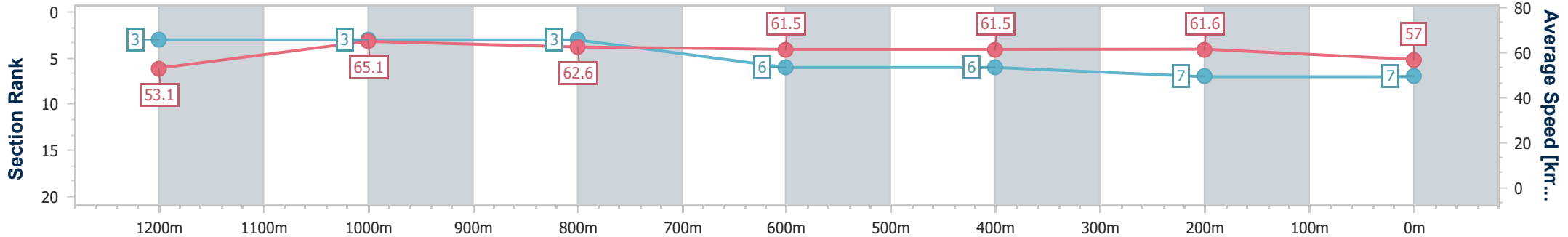


Eagle Farm QLD Professional
 Race 3: MOUNT FRANKLIN LIGHTLY SPARKLING
 BENCHMARK 70 Handicap - 1400m
 20 April 2024 - 12:50
 Track Rating: Soft 5, Weather: Fine, Rail Position: +1m Entire



BRISBANE
 RACING CLUB

Section	Overall	1200m	1000m	800m	600m	400m	200m
Section Times	1:24.60 [7] (0:13.65)	1:10.95 [3] (0:11.08)	0:59.87 [3] (0:11.69)	0:48.18 [3] (0:12.02)	0:36.16 [6] (0:11.88)	0:24.28 [6] (0:11.66)	0:12.62 [7] (0:12.62)
Average Speed [km/h]	53.1	65.1	62.6	61.5	61.5	61.6	57.0
Top Speed [km/h]	65.8	67.0	64.3	61.9	62.9	62.6	61.0
Avg. Dist. to Rail [m]	3.8	4.3	3.8	4.9	3.0	5.0	6.1
Avg. Stride Freq. [Hz]	2.2	2.4	2.3	2.3	2.3	2.3	2.2
Avg. Stride Length [m]	6.5	7.6	7.5	7.5	7.5	7.4	7.1



- [] Ranking at each section and finish
- .-.- No data available at this section
- NA No data available



Horse/Jockey Name	Drialle
Final Rank	8
Fastest Section Time (Section)	0:11.24 (1200m)
Top Speed [km/h] (Section)	65.3 (Overall)
Race State	Finished

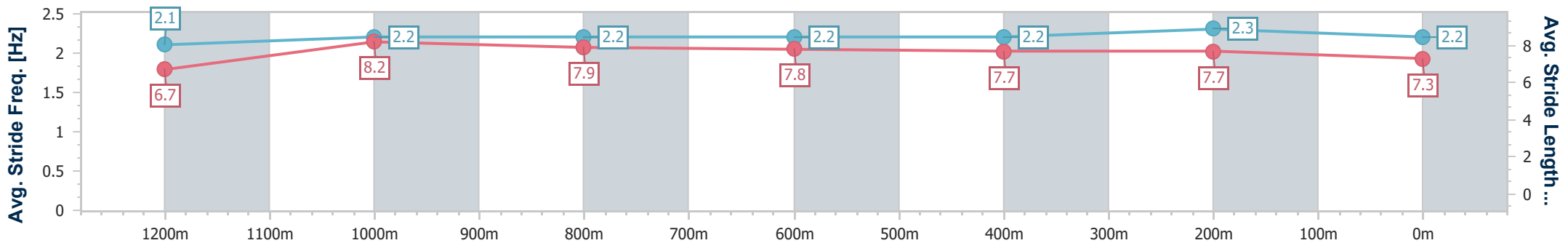
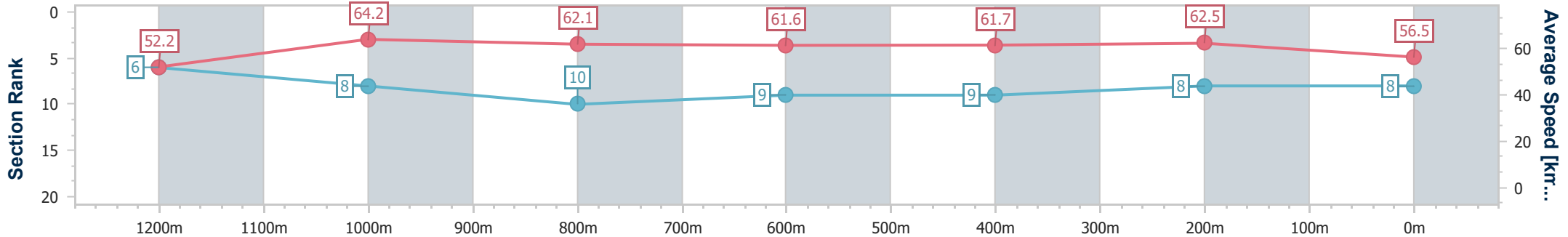


Eagle Farm QLD Professional
 Race 3: MOUNT FRANKLIN LIGHTLY SPARKLING
 BENCHMARK 70 Handicap - 1400m
 20 April 2024 - 12:50
 Track Rating: Soft 5, Weather: Fine, Rail Position: +1m Entire



BRISBANE
 RACING CLUB

Section	Overall	1200m	1000m	800m	600m	400m	200m
Section Times	1:24.71 [8] (0:13.83)	1:10.88 [6] (0:11.24)	0:59.64 [8] (0:11.81)	0:47.83 [10] (0:11.86)	0:35.97 [9] (0:11.71)	0:24.26 [9] (0:11.54)	0:12.72 [8] (0:12.72)
Average Speed [km/h]	52.2	64.2	62.1	61.6	61.7	62.5	56.5
Top Speed [km/h]	65.3	64.8	63.3	63.1	63.3	63.7	61.6
Avg. Dist. to Rail [m]	4.7	3.8	3.3	3.3	0.9	2.2	4.4
Avg. Stride Freq. [Hz]	2.1	2.2	2.2	2.2	2.2	2.3	2.2
Avg. Stride Length [m]	6.7	8.2	7.9	7.8	7.7	7.7	7.3



- [] Ranking at each section and finish
- .-.- No data available at this section
- NA No data available



Horse/Jockey Name	Alamira
Final Rank	9
Fastest Section Time (Section)	0:10.83 (1200m)
Top Speed [km/h] (Section)	67.4 (1200m)
Race State	Finished

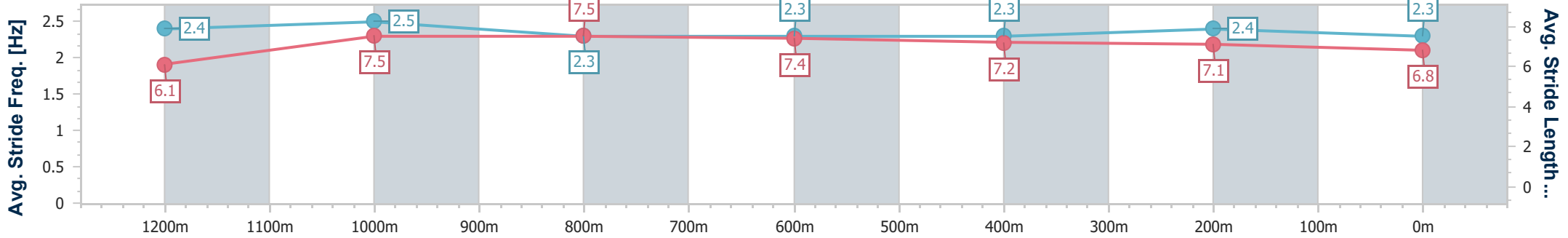
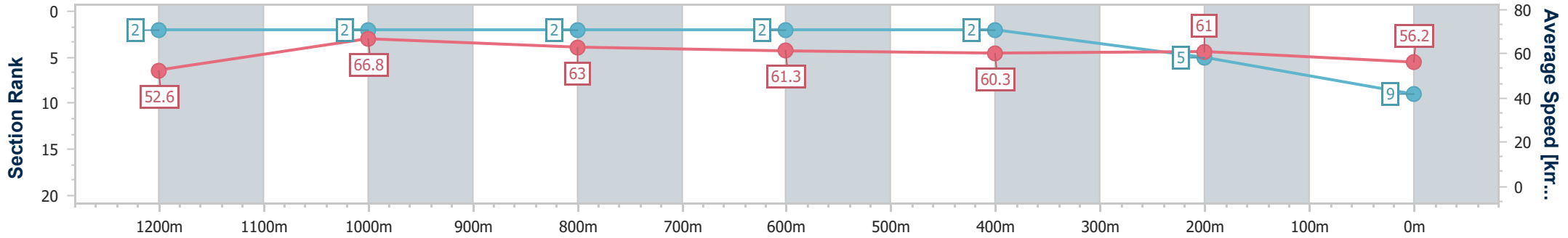


Eagle Farm QLD Professional
 Race 3: MOUNT FRANKLIN LIGHTLY SPARKLING
 BENCHMARK 70 Handicap - 1400m
 20 April 2024 - 12:50
 Track Rating: Soft 5, Weather: Fine, Rail Position: +1m Entire



BRISBANE
 RACING CLUB

Section	Overall	1200m	1000m	800m	600m	400m	200m
Section Times	1:24.72 [9] (0:13.64)	1:11.08 [2] (0:10.83)	1:00.25 [2] (0:11.66)	0:48.59 [2] (0:11.94)	0:36.65 [2] (0:11.99)	0:24.66 [2] (0:11.85)	0:12.81 [5] (0:12.81)
Average Speed [km/h]	52.6	66.8	63.0	61.3	60.3	61.0	56.2
Top Speed [km/h]	62.4	67.4	67.3	63.4	61.6	62.1	61.3
Avg. Dist. to Rail [m]	7.0	5.7	3.5	2.8	1.2	2.7	1.3
Avg. Stride Freq. [Hz]	2.4	2.5	2.3	2.3	2.3	2.4	2.3
Avg. Stride Length [m]	6.1	7.5	7.5	7.4	7.2	7.1	6.8



- [] Ranking at each section and finish
- .-.- No data available at this section
- NA No data available



Horse/Jockey Name	Regal Edition
Final Rank	10
Fastest Section Time (Section)	0:11.15 (1200m)
Top Speed [km/h] (Section)	66.0 (1200m)
Race State	Finished

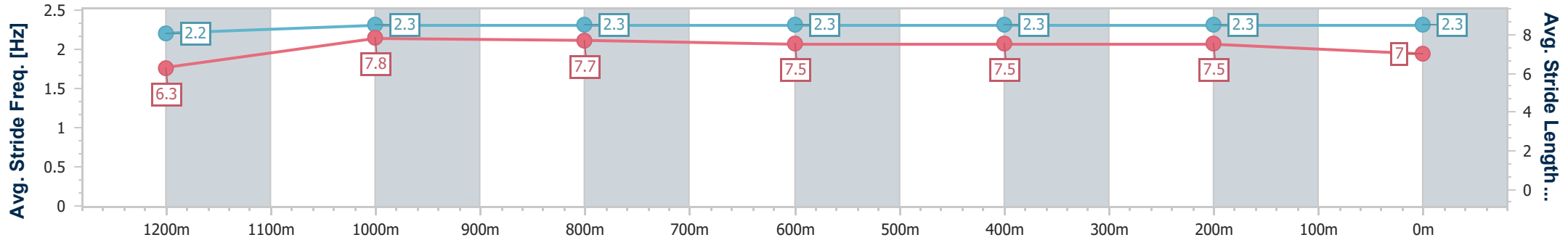
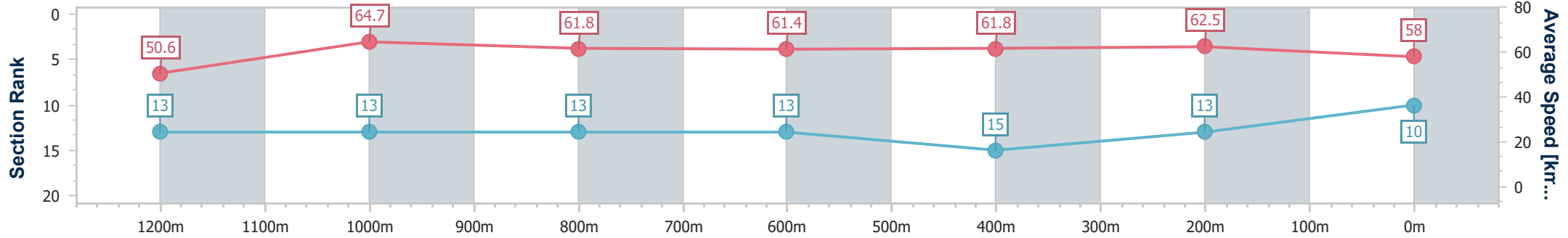


Eagle Farm QLD Professional
 Race 3: MOUNT FRANKLIN LIGHTLY SPARKLING
 BENCHMARK 70 Handicap - 1400m
 20 April 2024 - 12:50
 Track Rating: Soft 5, Weather: Fine, Rail Position: +1m Entire



BRISBANE
 RACING CLUB

Section	Overall	1200m	1000m	800m	600m	400m	200m
Section Times	1:24.74 [10] (0:14.30)	1:10.44 [13] (0:11.15)	0:59.29 [13] (0:11.81)	0:47.48 [13] (0:11.88)	0:35.60 [13] (0:11.65)	0:23.95 [15] (0:11.56)	0:12.39 [13] (0:12.39)
Average Speed [km/h]	50.6	64.7	61.8	61.4	61.8	62.5	58.0
Top Speed [km/h]	65.7	66.0	63.2	62.8	63.4	63.5	61.0
Avg. Dist. to Rail [m]	2.6	2.5	3.3	2.1	0.7	4.2	5.5
Avg. Stride Freq. [Hz]	2.2	2.3	2.3	2.3	2.3	2.3	2.3
Avg. Stride Length [m]	6.3	7.8	7.7	7.5	7.5	7.5	7.0



- [] Ranking at each section and finish
- .-.- No data available at this section
- NA No data available



Horse/Jockey Name	Fastconi
Final Rank	11
Fastest Section Time (Section)	0:11.28 (1200m)
Top Speed [km/h] (Section)	65.1 (1200m)
Race State	Finished

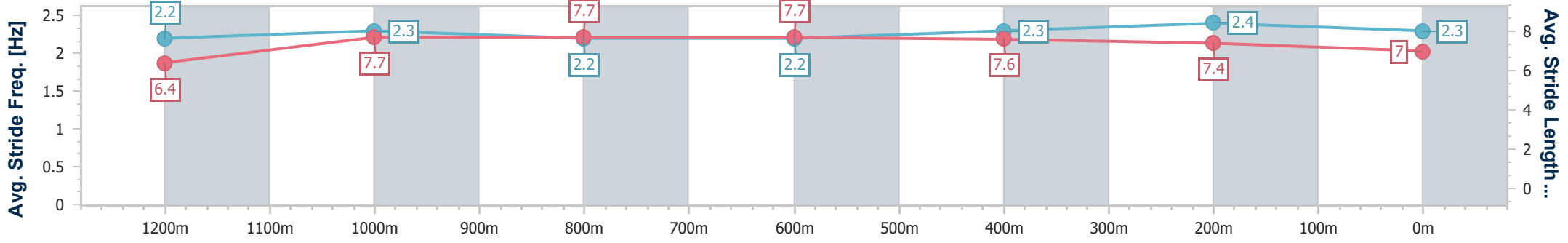
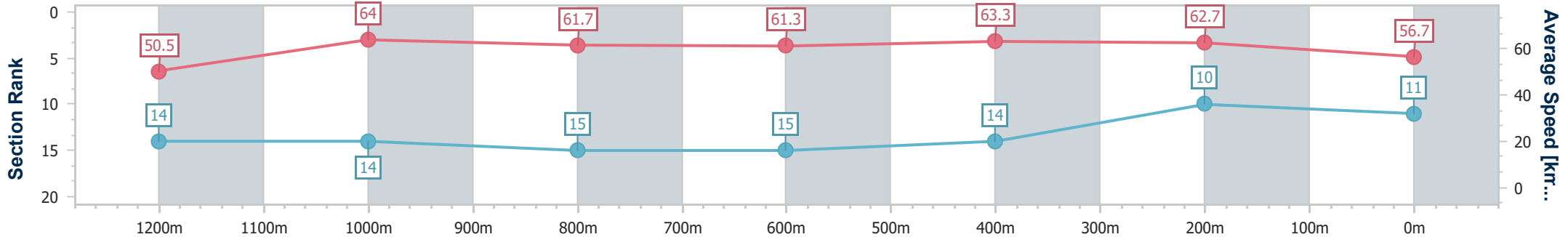


Eagle Farm QLD Professional
 Race 3: MOUNT FRANKLIN LIGHTLY SPARKLING
 BENCHMARK 70 Handicap - 1400m
 20 April 2024 - 12:50
 Track Rating: Soft 5, Weather: Fine, Rail Position: +1m Entire



BRISBANE
 RACING CLUB

Section	Overall	1200m	1000m	800m	600m	400m	200m
Section Times	1:24.88 [11] (0:14.30)	1:10.58 [14] (0:11.28)	0:59.30 [14] (0:11.90)	0:47.40 [15] (0:11.76)	0:35.64 [15] (0:11.50)	0:24.14 [14] (0:11.44)	0:12.70 [10] (0:12.70)
Average Speed [km/h]	50.5	64.0	61.7	61.3	63.3	62.7	56.7
Top Speed [km/h]	63.0	65.1	63.3	63.0	64.2	64.4	60.3
Avg. Dist. to Rail [m]	8.2	4.7	3.5	0.4	2.0	5.8	7.4
Avg. Stride Freq. [Hz]	2.2	2.3	2.2	2.2	2.3	2.4	2.3
Avg. Stride Length [m]	6.4	7.7	7.7	7.7	7.6	7.4	7.0



- [] Ranking at each section and finish
- .-.- No data available at this section
- NA No data available



Horse/Jockey Name	Kipling's Journey
Final Rank	12
Fastest Section Time (Section)	0:11.08 (1200m)
Top Speed [km/h] (Section)	66.2 (1200m)
Race State	Finished

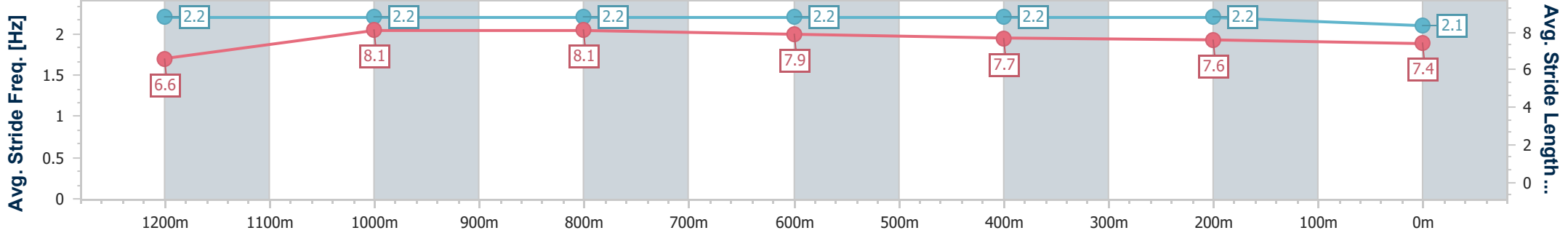
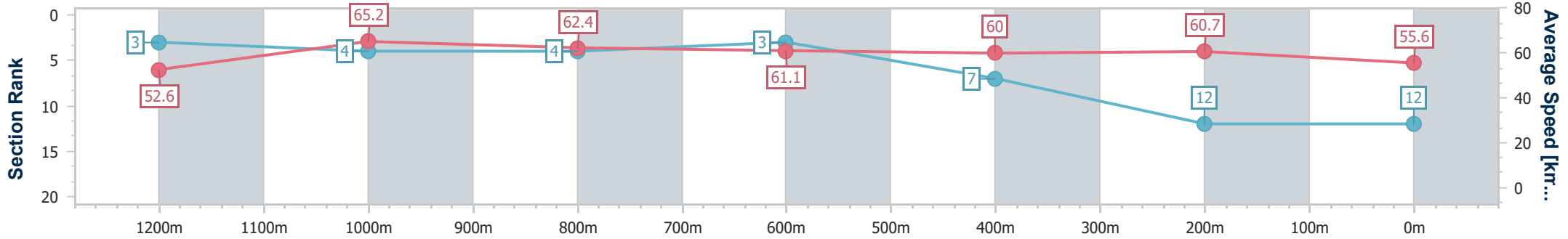


Eagle Farm QLD Professional
 Race 3: MOUNT FRANKLIN LIGHTLY SPARKLING
 BENCHMARK 70 Handicap - 1400m
 20 April 2024 - 12:50
 Track Rating: Soft 5, Weather: Fine, Rail Position: +1m Entire



BRISBANE
RACING CLUB

Section	Overall	1200m	1000m	800m	600m	400m	200m
Section Times	1:25.16 [12] (0:13.65)	1:11.51 [3] (0:11.08)	1:00.43 [4] (0:11.69)	0:48.74 [4] (0:11.91)	0:36.83 [3] (0:12.03)	0:24.80 [7] (0:11.86)	0:12.94 [12] (0:12.94)
Average Speed [km/h]	52.6	65.2	62.4	61.1	60.0	60.7	55.6
Top Speed [km/h]	65.8	66.2	63.3	62.4	60.8	61.8	58.5
Avg. Dist. to Rail [m]	1.7	2.8	2.6	2.5	0.6	1.6	2.3
Avg. Stride Freq. [Hz]	2.2	2.2	2.2	2.2	2.2	2.2	2.1
Avg. Stride Length [m]	6.6	8.1	8.1	7.9	7.7	7.6	7.4



- [] Ranking at each section and finish
- .-.- No data available at this section
- NA No data available



Horse/Jockey Name	More Trouble
Final Rank	13
Fastest Section Time (Section)	0:11.08 (1200m)
Top Speed [km/h] (Section)	66.4 (1200m)
Race State	Finished

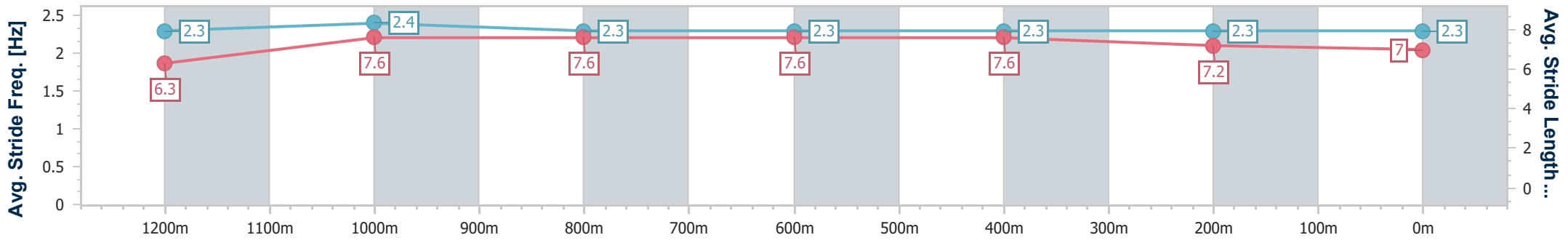
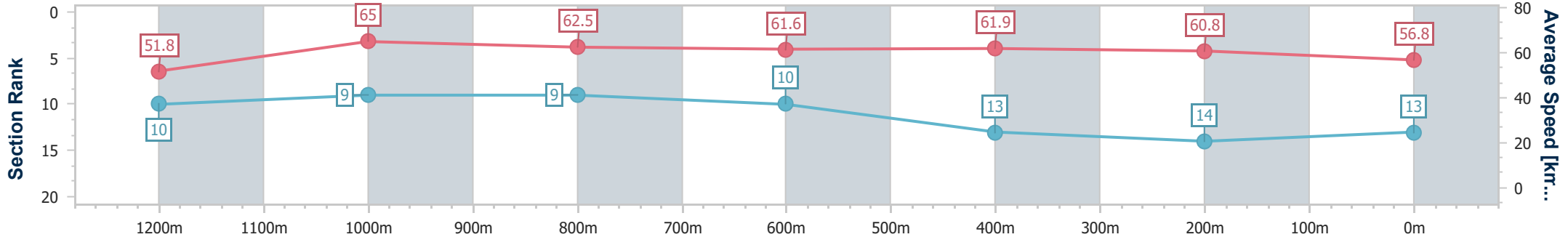


Eagle Farm QLD Professional
 Race 3: MOUNT FRANKLIN LIGHTLY SPARKLING
 BENCHMARK 70 Handicap - 1400m
 20 April 2024 - 12:50
 Track Rating: Soft 5, Weather: Fine, Rail Position: +1m Entire



BRISBANE
 RACING CLUB

Section	Overall	1200m	1000m	800m	600m	400m	200m
Section Times	1:25.18 [13] (0:14.02)	1:11.16 [10] (0:11.08)	1:00.08 [9] (0:11.77)	0:48.31 [9] (0:11.90)	0:36.41 [10] (0:11.87)	0:24.54 [13] (0:11.88)	0:12.66 [14] (0:12.66)
Average Speed [km/h]	51.8	65.0	62.5	61.6	61.9	60.8	56.8
Top Speed [km/h]	65.7	66.4	63.2	63.8	63.8	61.9	59.4
Avg. Dist. to Rail [m]	12.6	6.9	4.4	3.5	4.4	7.6	7.4
Avg. Stride Freq. [Hz]	2.3	2.4	2.3	2.3	2.3	2.3	2.3
Avg. Stride Length [m]	6.3	7.6	7.6	7.6	7.6	7.2	7.0



- [] Ranking at each section and finish
- .-.- No data available at this section
- NA No data available



Horse/Jockey Name	Iring
Final Rank	14
Fastest Section Time (Section)	0:11.05 (1200m)
Top Speed [km/h] (Section)	66.1 (1200m)
Race State	Finished

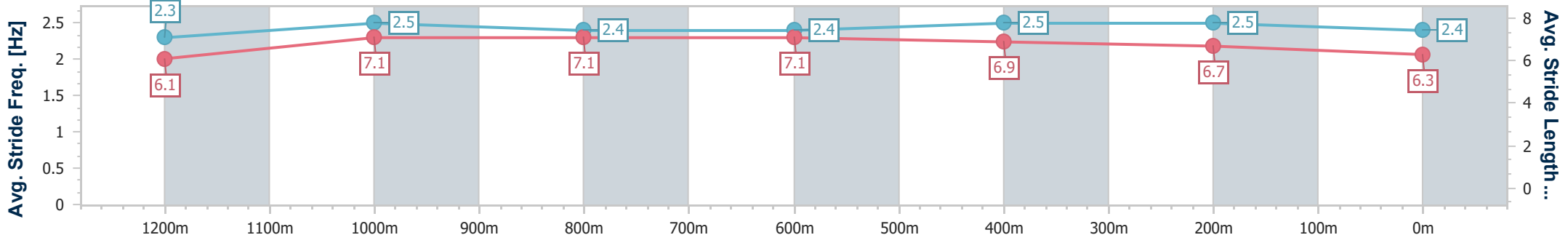
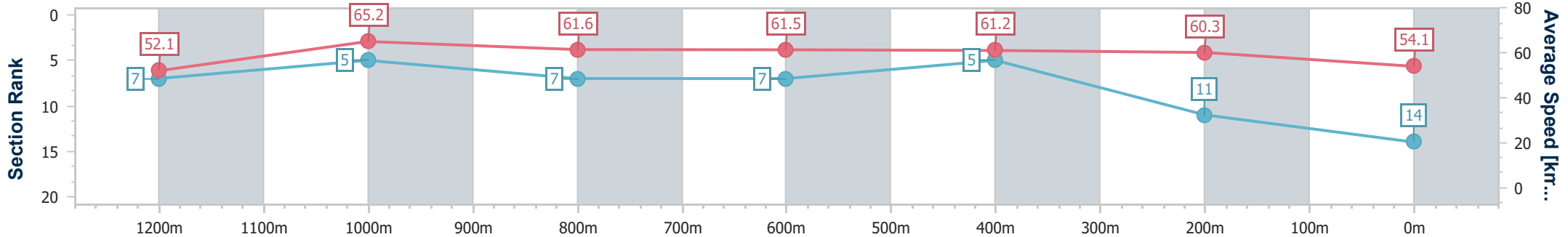


Eagle Farm QLD Professional
 Race 3: MOUNT FRANKLIN LIGHTLY SPARKLING
 BENCHMARK 70 Handicap - 1400m
 20 April 2024 - 12:50
 Track Rating: Soft 5, Weather: Fine, Rail Position: +1m Entire



BRISBANE
 RACING CLUB

Section	Overall	1200m	1000m	800m	600m	400m	200m
Section Times	1:25.52 [14] (0:13.87)	1:11.65 [7] (0:11.05)	1:00.60 [5] (0:11.85)	0:48.75 [7] (0:11.77)	0:36.98 [7] (0:11.70)	0:25.28 [5] (0:11.95)	0:13.33 [11] (0:13.33)
Average Speed [km/h]	52.1	65.2	61.6	61.5	61.2	60.3	54.1
Top Speed [km/h]	65.0	66.1	63.2	62.4	61.9	61.7	56.9
Avg. Dist. to Rail [m]	1.1	3.5	2.7	0.7	0.9	1.1	1.0
Avg. Stride Freq. [Hz]	2.3	2.5	2.4	2.4	2.5	2.5	2.4
Avg. Stride Length [m]	6.1	7.1	7.1	7.1	6.9	6.7	6.3



- [] Ranking at each section and finish
- .-.- No data available at this section
- NA No data available



Horse/Jockey Name	Damiani
Final Rank	15
Fastest Section Time (Section)	0:10.91 (1200m)
Top Speed [km/h] (Section)	67.7 (1200m)
Race State	Finished

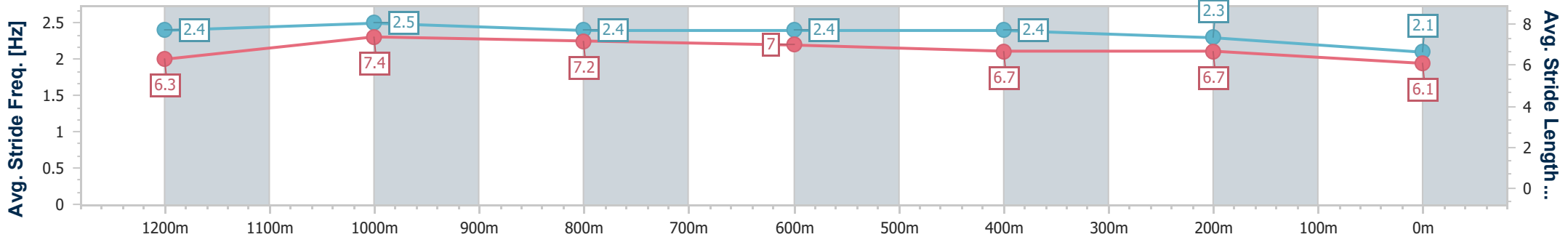
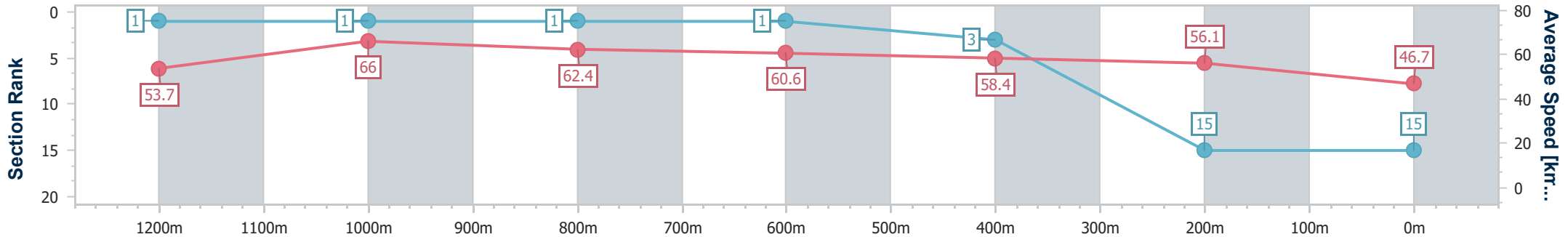


Eagle Farm QLD Professional
 Race 3: MOUNT FRANKLIN LIGHTLY SPARKLING
 BENCHMARK 70 Handicap - 1400m
 20 April 2024 - 12:50
 Track Rating: Soft 5, Weather: Fine, Rail Position: +1m Entire



BRISBANE
 RACING CLUB

Section	Overall	1200m	1000m	800m	600m	400m	200m
Section Times	1:28.36 [15] (0:13.46)	1:14.90 [1] (0:10.91)	1:03.99 [1] (0:11.60)	0:52.39 [1] (0:11.88)	0:40.51 [1] (0:12.25)	0:28.26 [3] (0:12.87)	0:15.39 [15] (0:15.39)
Average Speed [km/h]	53.7	66.0	62.4	60.6	58.4	56.1	46.7
Top Speed [km/h]	66.1	67.7	64.5	62.3	61.4	59.3	53.5
Avg. Dist. to Rail [m]	5.1	3.9	1.2	0.3	0.9	0.6	0.8
Avg. Stride Freq. [Hz]	2.4	2.5	2.4	2.4	2.4	2.3	2.1
Avg. Stride Length [m]	6.3	7.4	7.2	7.0	6.7	6.7	6.1



- [] Ranking at each section and finish
- .-.- No data available at this section
- NA No data available



Eagle Farm QLD Professional

Race 4: YOUTH EMPOWERMENT BY THE CAGE BENCHMARK 85

Handicap - 1600m

20 April 2024 - 13:24



BRISBANE
RACING CLUB

Track Rating: Soft 5, Weather: Fine, Rail Position: +1m Entire

Section														
Field Times	Overall	1400m	1200m	1000m	800m	600m	400m	Last 600m						
	1:36.92 (0:13.76)	1:23.16 (0:11.69)	1:11.47 (0:12.26)	0:59.21 (0:12.20)	0:47.01 (0:11.78)	0:35.23 (0:11.73)	0:23.50 (0:11.36)	0:35.23						
Rank	TAB	Horse/Jockey	Barrier	Top Speed [km/h]	Fastest Section									Distance Travelled [m]
1	1	WAPITI Nikita Beriman	1	65.2	0:11.36	1:36.92 [1] (0:13.85)	1:23.07 [2] (0:11.77)	1:11.30 [2] (0:12.23)	0:59.07 [2] (0:12.18)	0:46.89 [2] (0:11.78)	0:35.11 [2] (0:11.61)	0:23.50 [1] (0:11.36)	0:35.11	
2	6	RED TOP Andrew Mallyon	6	66.9	0:10.96	1:36.94 [2] (0:14.64)	1:22.30 [9] (0:12.01)	1:10.29 [9] (0:12.31)	0:57.98 [9] (0:12.08)	0:45.90 [9] (0:11.70)	0:34.20 [9] (0:11.37)	0:22.83 [7] (0:10.96)	0:34.20	+3
3	5	FIFTH POSITION Vlad Duric	5	65.7	0:11.18	1:36.95 [3] (0:14.00)	1:22.95 [3] (0:11.86)	1:11.09 [4] (0:12.25)	0:58.84 [4] (0:12.19)	0:46.65 [3] (0:11.84)	0:34.81 [3] (0:11.53)	0:23.28 [3] (0:11.18)	0:34.81	+3
4	11	DARK HARMONY Robbie Dolan	11	63.2	0:11.52	1:37.18 [4] (0:13.76)	1:23.42 [1] (0:11.69)	1:11.73 [1] (0:12.26)	0:59.47 [1] (0:12.20)	0:47.27 [1] (0:11.78)	0:35.49 [1] (0:11.77)	0:23.72 [2] (0:11.52)	0:35.49	-2
5	8	BAANONE Michael Rodd	8	65.0	0:11.34	1:37.54 [5] (0:14.20)	1:23.34 [6] (0:11.89)	1:11.45 [5] (0:12.19)	0:59.26 [5] (0:12.18)	0:47.08 [5] (0:11.86)	0:35.22 [5] (0:11.42)	0:23.80 [4] (0:11.34)	0:35.22	-4
6	3	WAIRERE FALLS Jake Bayliss	3	65.3	0:11.36	1:37.54 [6] (0:14.12)	1:23.42 [5] (0:11.99)	1:11.43 [6] (0:12.27)	0:59.16 [6] (0:12.16)	0:47.00 [6] (0:11.80)	0:35.20 [6] (0:11.43)	0:23.77 [5] (0:11.36)	0:35.20	+2
7	9	HOLSTEIN Martin Harley	9	66.0	0:11.23	1:37.56 [7] (0:14.39)	1:23.17 [7] (0:12.11)	1:11.06 [7] (0:12.26)	0:58.80 [7] (0:12.13)	0:46.67 [8] (0:11.79)	0:34.88 [8] (0:11.44)	0:23.44 [8] (0:11.23)	0:34.88	+4
8	2	INDIAN DREAMER Cejay Graham	2	64.8	0:11.34	1:37.91 [8] (0:14.41)	1:23.50 [8] (0:12.12)	1:11.38 [8] (0:12.27)	0:59.11 [8] (0:12.04)	0:47.07 [7] (0:11.79)	0:35.28 [7] (0:11.52)	0:23.76 [9] (0:11.34)	0:35.28	-3
9	7	SPECIAL SWEY James Orman	7	63.7	0:11.58	1:38.26 [9] (0:14.03)	1:24.23 [4] (0:11.76)	1:12.47 [3] (0:12.28)	1:00.19 [3] (0:12.26)	0:47.93 [4] (0:11.91)	0:36.02 [4] (0:11.58)	0:24.44 [6] (0:11.74)	0:36.02	-4

Scratched: Iverson (#10), Solar Apex (#4), This'llbetheone (#12)



Eagle Farm QLD Professional
Race 4: YOUTH EMPOWERMENT BY THE CAGE BENCHMARK 85
Handicap - 1600m
20 April 2024 - 13:24



Track Rating: Soft 5, Weather: Fine, Rail Position: +1m Entire

Section							200m			Last 600m
Field Times							0:12.14			0:35.23
							(0:12.14)			
Rank	TAB	Horse/Jockey	Barrier	Top Speed [km/h]	Fastest Section	Margin			Distance Travelled [m]	
1	1	WAPITI	1	65.2	0:11.36	0:12.14 [1]	1:36.92			0:35.11
		Nikita Beriman		Overall	400m	(0:12.14)				
2	6	RED TOP	6	66.9	0:10.96	0:11.87 [4]	0.11L			0:34.20 +3
		Andrew Mallyon		400m	400m	(0:11.87)				
3	5	FIFTH POSITION	5	65.7	0:11.18	0:12.10 [2]	0.16L			0:34.81 +3
		Vlad Duric		400m	400m	(0:12.10)				
4	11	DARK HARMONY	11	63.2	0:11.52	0:12.20 [3]	1.53L			0:35.49 -2
		Robbie Dolan		1400m	400m	(0:12.20)				
5	8	BAANONE	8	65.0	0:11.34	0:12.46 [5]	3.63L			0:35.22 -4
		Michael Rodd		400m	400m	(0:12.46)				
6	3	WAIRERE FALLS	3	65.3	0:11.36	0:12.41 [6]	3.66L			0:35.20 +2
		Jake Bayliss		400m	400m	(0:12.41)				
7	9	HOLSTEIN	9	66.0	0:11.23	0:12.21 [7]	3.78L			0:34.88 +4
		Martin Harley		600m	400m	(0:12.21)				
8	2	INDIAN DREAMER	2	64.8	0:11.34	0:12.42 [8]	5.82L			0:35.28 -3
		Cejay Graham		400m	400m	(0:12.42)				
9	7	SPECIAL SWEY	7	63.7	0:11.58	0:12.70 [9]	7.91L			0:36.02 -4
		James Orman		600m	600m	(0:12.70)				

Scratched: Iverson (#10), Solar Apex (#4), This'llbetheone (#12)



Horse/Jockey Name	Wapiti
Final Rank	1
Fastest Section Time (Section)	0:11.36 (400m)
Top Speed [km/h] (Section)	65.2 (Overall)
Race State	Finished

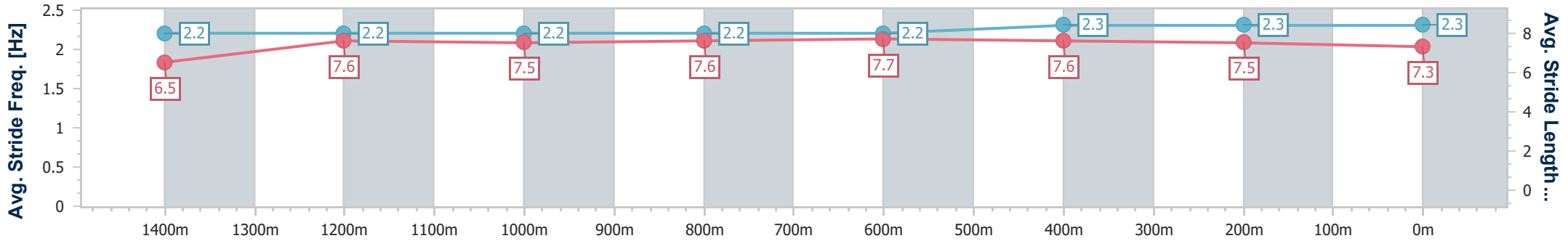
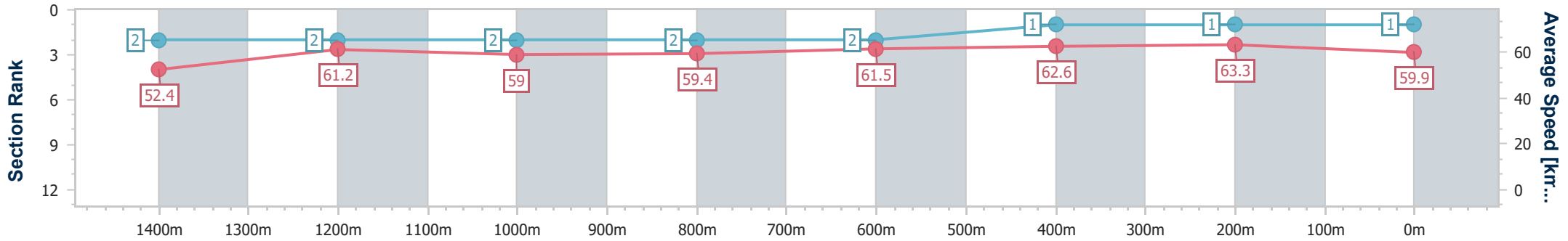


Eagle Farm QLD Professional
 Race 4: YOUTH EMPOWERMENT BY THE CAGE BENCHMARK
 85 Handicap - 1600m
 20 April 2024 - 13:24
 Track Rating: Soft 5, Weather: Fine, Rail Position: +1m Entire



BRISBANE
RACING CLUB

Section	Overall	1400m	1200m	1000m	800m	600m	400m	200m
Section Times	1:36.92 [1] (0:13.85)	1:23.07 [2] (0:11.77)	1:11.30 [2] (0:12.23)	0:59.07 [2] (0:12.18)	0:46.89 [2] (0:11.78)	0:35.11 [2] (0:11.61)	0:23.50 [1] (0:11.36)	0:12.14 [1] (0:12.14)
Average Speed [km/h]	52.4	61.2	59.0	59.4	61.5	62.6	63.3	59.9
Top Speed [km/h]	65.2	63.7	59.9	60.9	62.4	63.8	64.1	62.0
Avg. Dist. to Rail [m]	13.5	2.9	2.4	1.5	1.0	2.1	6.6	8.0
Avg. Stride Freq. [Hz]	2.2	2.2	2.2	2.2	2.2	2.3	2.3	2.3
Avg. Stride Length [m]	6.5	7.6	7.5	7.6	7.7	7.6	7.5	7.3



- [] Ranking at each section and finish
- .-.- No data available at this section
- NA No data available



Horse/Jockey Name	Red Top
Final Rank	2
Fastest Section Time (Section)	0:10.96 (400m)
Top Speed [km/h] (Section)	66.9 (400m)
Race State	Finished

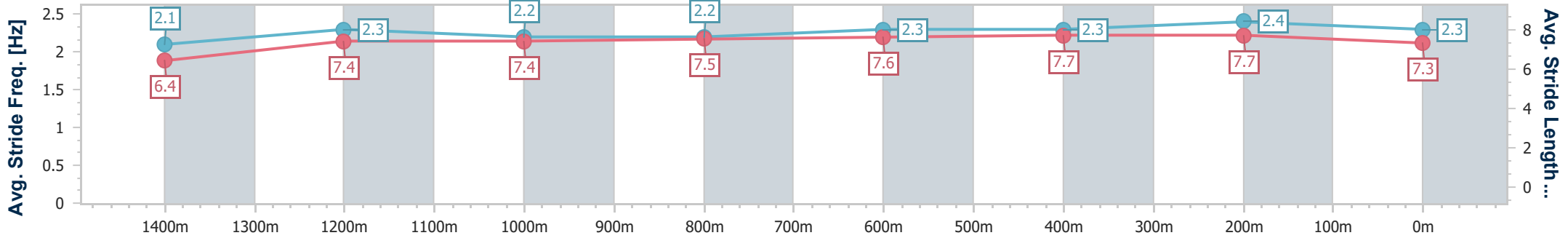
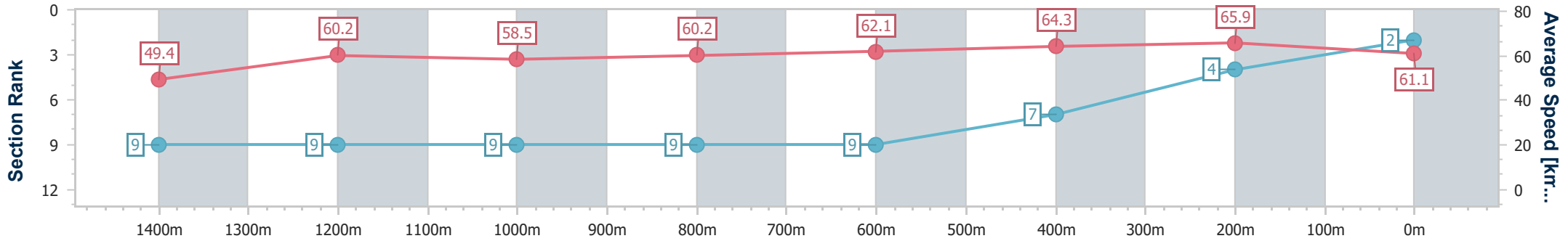


Eagle Farm QLD Professional
 Race 4: YOUTH EMPOWERMENT BY THE CAGE BENCHMARK
 85 Handicap - 1600m
 20 April 2024 - 13:24
 Track Rating: Soft 5, Weather: Fine, Rail Position: +1m Entire



BRISBANE
 RACING CLUB

Section	Overall	1400m	1200m	1000m	800m	600m	400m	200m
Section Times	1:36.94 [2] (0:14.64)	1:22.30 [9] (0:12.01)	1:10.29 [9] (0:12.31)	0:57.98 [9] (0:12.08)	0:45.90 [9] (0:11.70)	0:34.20 [9] (0:11.37)	0:22.83 [7] (0:10.96)	0:11.87 [4] (0:11.87)
Average Speed [km/h]	49.4	60.2	58.5	60.2	62.1	64.3	65.9	61.1
Top Speed [km/h]	61.5	61.9	59.2	61.6	63.2	65.8	66.9	64.6
Avg. Dist. to Rail [m]	12.9	2.3	2.0	2.1	1.9	3.7	7.7	8.8
Avg. Stride Freq. [Hz]	2.1	2.3	2.2	2.2	2.3	2.3	2.4	2.3
Avg. Stride Length [m]	6.4	7.4	7.4	7.5	7.6	7.7	7.7	7.3



- [] Ranking at each section and finish
- .-.- No data available at this section
- NA No data available



Horse/Jockey Name	Fifth Position
Final Rank	3
Fastest Section Time (Section)	0:11.18 (400m)
Top Speed [km/h] (Section)	65.7 (400m)
Race State	Finished

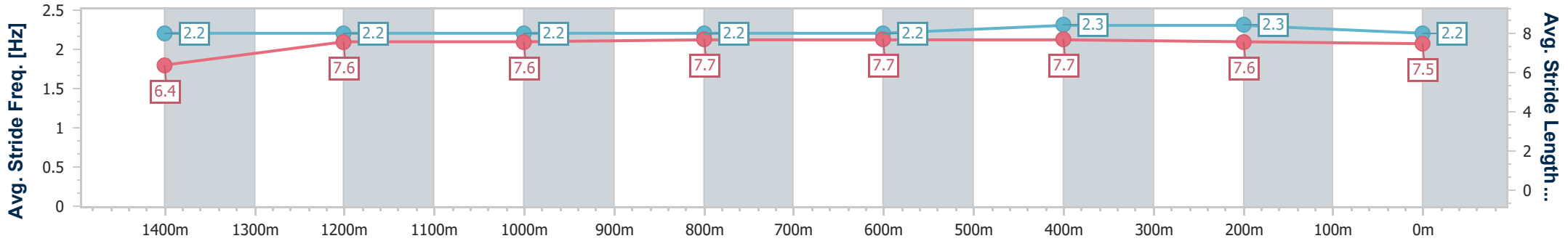
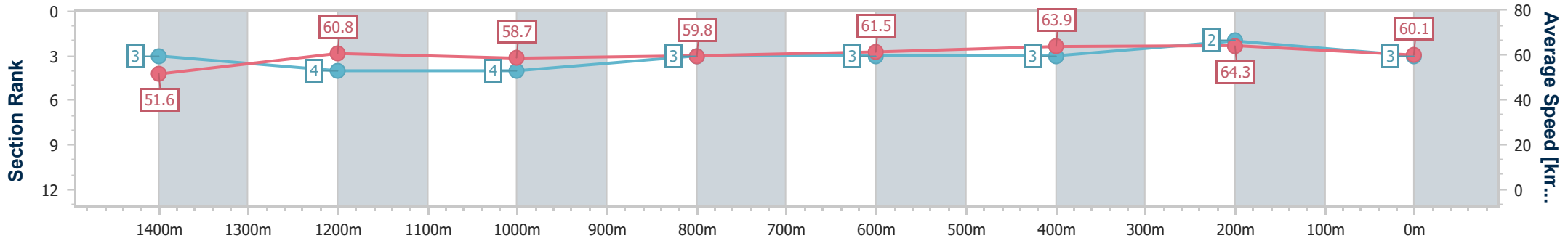


Eagle Farm QLD Professional
 Race 4: YOUTH EMPOWERMENT BY THE CAGE BENCHMARK
 85 Handicap - 1600m
 20 April 2024 - 13:24
 Track Rating: Soft 5, Weather: Fine, Rail Position: +1m Entire



BRISBANE
 RACING CLUB

Section	Overall	1400m	1200m	1000m	800m	600m	400m	200m
Section Times	1:36.95 [3] (0:14.00)	1:22.95 [3] (0:11.86)	1:11.09 [4] (0:12.25)	0:58.84 [4] (0:12.19)	0:46.65 [3] (0:11.84)	0:34.81 [3] (0:11.53)	0:23.28 [3] (0:11.18)	0:12.10 [2] (0:12.10)
Average Speed [km/h]	51.6	60.8	58.7	59.8	61.5	63.9	64.3	60.1
Top Speed [km/h]	64.1	62.7	60.4	61.2	62.9	64.9	65.7	62.4
Avg. Dist. to Rail [m]	9.0	1.2	1.7	1.9	2.6	4.3	8.8	9.9
Avg. Stride Freq. [Hz]	2.2	2.2	2.2	2.2	2.2	2.3	2.3	2.2
Avg. Stride Length [m]	6.4	7.6	7.6	7.7	7.7	7.7	7.6	7.5



- [] Ranking at each section and finish
- .-.- No data available at this section
- NA No data available



Horse/Jockey Name	Dark Harmony
Final Rank	4
Fastest Section Time (Section)	0:11.52 (400m)
Top Speed [km/h] (Section)	63.2 (1400m)
Race State	Finished

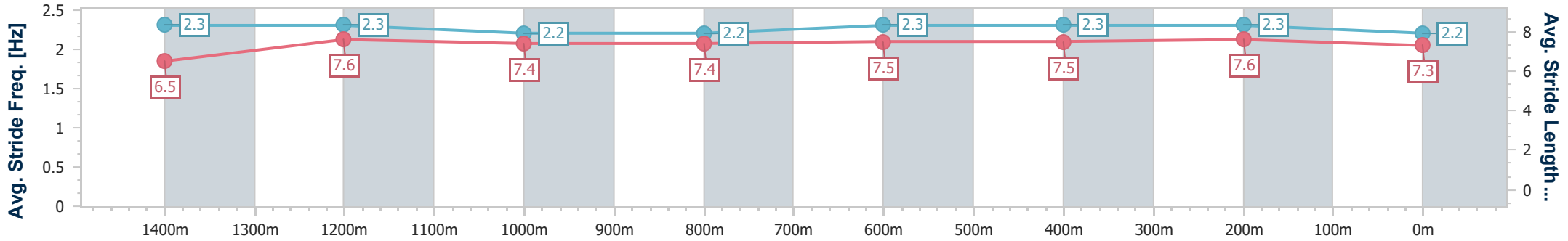
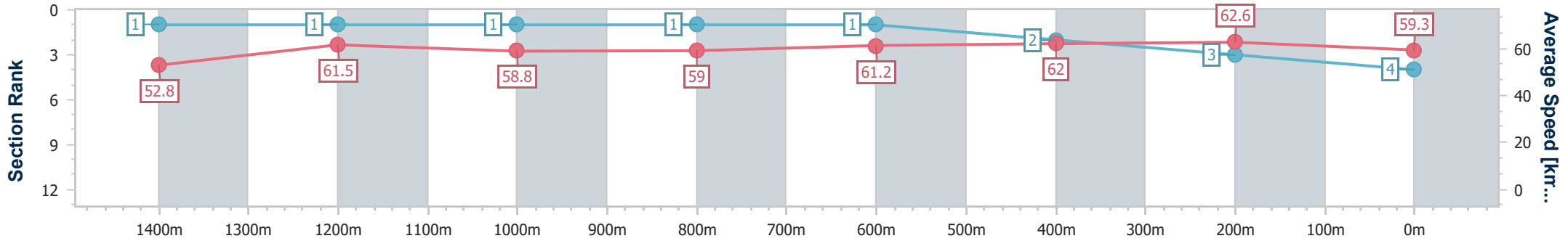


Eagle Farm QLD Professional
 Race 4: YOUTH EMPOWERMENT BY THE CAGE BENCHMARK
 85 Handicap - 1600m
 20 April 2024 - 13:24
 Track Rating: Soft 5, Weather: Fine, Rail Position: +1m Entire



BRISBANE
RACING CLUB

Section	Overall	1400m	1200m	1000m	800m	600m	400m	200m
Section Times	1:37.18 [4] (0:13.76)	1:23.42 [1] (0:11.69)	1:11.73 [1] (0:12.26)	0:59.47 [1] (0:12.20)	0:47.27 [1] (0:11.78)	0:35.49 [1] (0:11.77)	0:23.72 [2] (0:11.52)	0:12.20 [3] (0:12.20)
Average Speed [km/h]	52.8	61.5	58.8	59.0	61.2	62.0	62.6	59.3
Top Speed [km/h]	62.8	63.2	59.6	60.8	62.3	63.1	63.2	61.5
Avg. Dist. to Rail [m]	13.4	1.2	0.5	0.5	1.0	2.9	6.6	6.9
Avg. Stride Freq. [Hz]	2.3	2.3	2.2	2.2	2.3	2.3	2.3	2.2
Avg. Stride Length [m]	6.5	7.6	7.4	7.4	7.5	7.5	7.6	7.3



- [] Ranking at each section and finish
- .-.- No data available at this section
- NA No data available



Horse/Jockey Name	Baanone
Final Rank	5
Fastest Section Time (Section)	0:11.34 (400m)
Top Speed [km/h] (Section)	65.0 (400m)
Race State	Finished

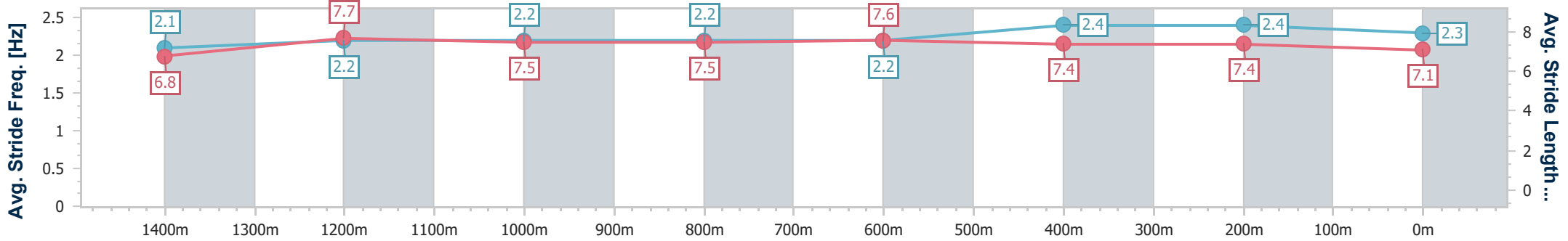
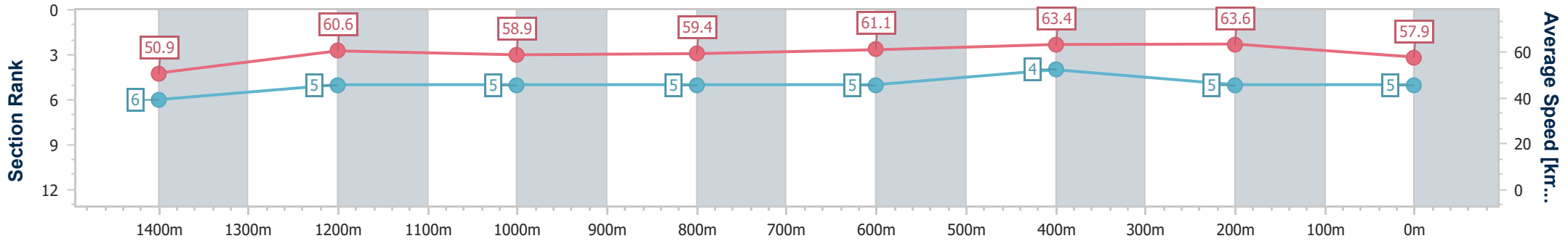


Eagle Farm QLD Professional
 Race 4: YOUTH EMPOWERMENT BY THE CAGE BENCHMARK
 85 Handicap - 1600m
 20 April 2024 - 13:24
 Track Rating: Soft 5, Weather: Fine, Rail Position: +1m Entire



BRISBANE
 RACING CLUB

Section	Overall	1400m	1200m	1000m	800m	600m	400m	200m
Section Times	1:37.54 [5] (0:14.20)	1:23.34 [6] (0:11.89)	1:11.45 [5] (0:12.19)	0:59.26 [5] (0:12.18)	0:47.08 [5] (0:11.86)	0:35.22 [5] (0:11.42)	0:23.80 [4] (0:11.34)	0:12.46 [5] (0:12.46)
Average Speed [km/h]	50.9	60.6	58.9	59.4	61.1	63.4	63.6	57.9
Top Speed [km/h]	64.3	62.6	60.0	60.1	62.5	65.0	65.0	61.5
Avg. Dist. to Rail [m]	9.1	0.9	0.7	0.5	1.0	1.7	5.3	5.8
Avg. Stride Freq. [Hz]	2.1	2.2	2.2	2.2	2.2	2.4	2.4	2.3
Avg. Stride Length [m]	6.8	7.7	7.5	7.5	7.6	7.4	7.4	7.1



- [] Ranking at each section and finish
- .-.- No data available at this section
- NA No data available



Horse/Jockey Name	Wairere Falls
Final Rank	6
Fastest Section Time (Section)	0:11.36 (400m)
Top Speed [km/h] (Section)	65.3 (400m)
Race State	Finished

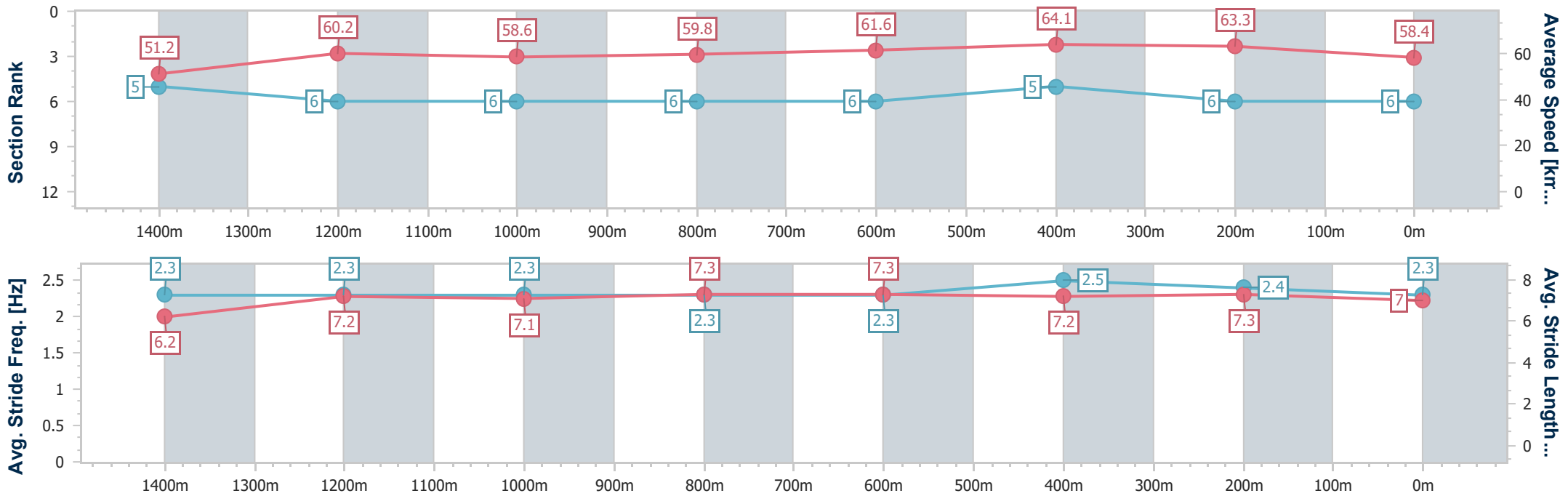


Eagle Farm QLD Professional
 Race 4: YOUTH EMPOWERMENT BY THE CAGE BENCHMARK
 85 Handicap - 1600m
 20 April 2024 - 13:24
 Track Rating: Soft 5, Weather: Fine, Rail Position: +1m Entire



BRISBANE
 RACING CLUB

Section	Overall	1400m	1200m	1000m	800m	600m	400m	200m
Section Times	1:37.54 [6] (0:14.12)	1:23.42 [5] (0:11.99)	1:11.43 [6] (0:12.27)	0:59.16 [6] (0:12.16)	0:47.00 [6] (0:11.80)	0:35.20 [6] (0:11.43)	0:23.77 [5] (0:11.36)	0:12.41 [6] (0:12.41)
Average Speed [km/h]	51.2	60.2	58.6	59.8	61.6	64.1	63.3	58.4
Top Speed [km/h]	63.3	61.8	59.4	60.8	64.5	65.2	65.3	60.7
Avg. Dist. to Rail [m]	10.0	1.7	1.6	1.9	1.9	3.5	9.8	10.8
Avg. Stride Freq. [Hz]	2.3	2.3	2.3	2.3	2.3	2.5	2.4	2.3
Avg. Stride Length [m]	6.2	7.2	7.1	7.3	7.3	7.2	7.3	7.0



- [] Ranking at each section and finish
- .-.- No data available at this section
- NA No data available



Horse/Jockey Name	Holstein
Final Rank	7
Fastest Section Time (Section)	0:11.23 (400m)
Top Speed [km/h] (Section)	66.0 (600m)
Race State	Finished



Eagle Farm QLD Professional
Race 4: YOUTH EMPOWERMENT BY THE CAGE BENCHMARK
85 Handicap - 1600m

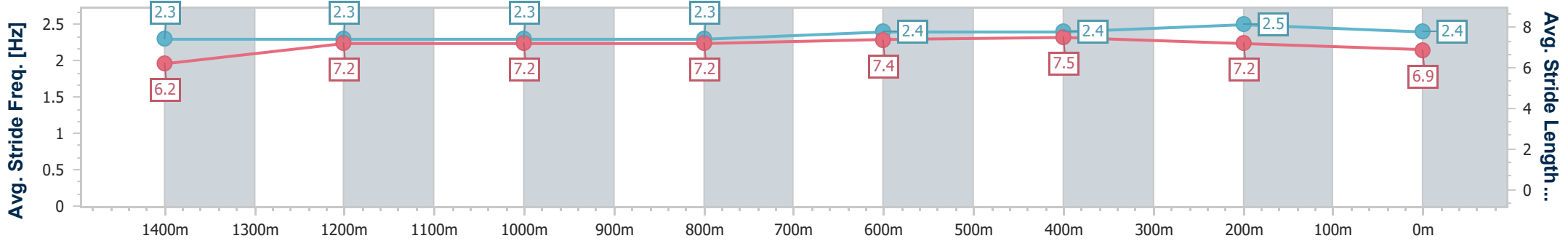
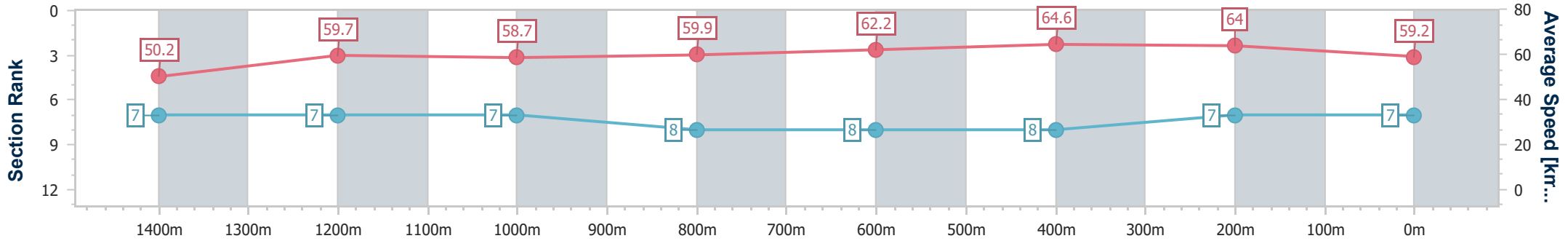
20 April 2024 - 13:24

Track Rating: Soft 5, Weather: Fine, Rail Position: +1m Entire



BRISBANE
RACING CLUB

Section	Overall	1400m	1200m	1000m	800m	600m	400m	200m
Section Times	1:37.56 [7] (0:14.39)	1:23.17 [7] (0:12.11)	1:11.06 [7] (0:12.26)	0:58.80 [7] (0:12.13)	0:46.67 [8] (0:11.79)	0:34.88 [8] (0:11.44)	0:23.44 [8] (0:11.23)	0:12.21 [7] (0:12.21)
Average Speed [km/h]	50.2	59.7	58.7	59.9	62.2	64.6	64.0	59.2
Top Speed [km/h]	62.5	62.3	59.2	61.7	63.1	66.0	65.7	61.9
Avg. Dist. to Rail [m]	12.6	3.2	2.4	1.8	3.5	5.0	9.1	7.8
Avg. Stride Freq. [Hz]	2.3	2.3	2.3	2.3	2.4	2.4	2.5	2.4
Avg. Stride Length [m]	6.2	7.2	7.2	7.2	7.4	7.5	7.2	6.9



- [] Ranking at each section and finish
- .-.- No data available at this section
- NA No data available



Horse/Jockey Name	Indian Dreamer
Final Rank	8
Fastest Section Time (Section)	0:11.34 (400m)
Top Speed [km/h] (Section)	64.8 (400m)
Race State	Finished

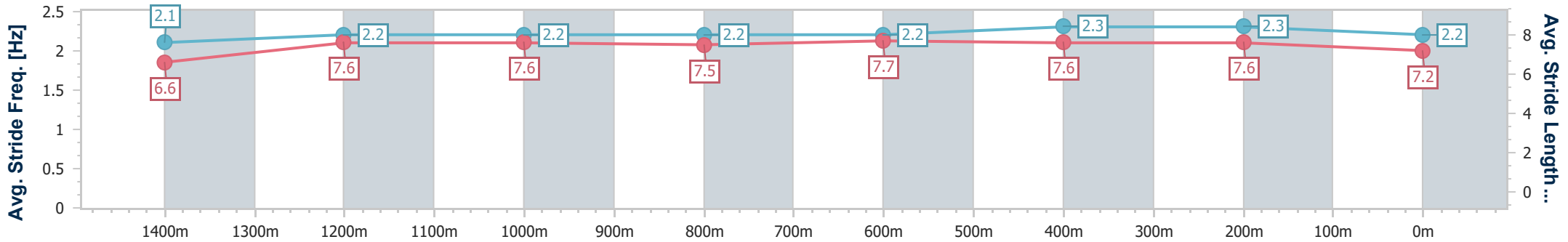
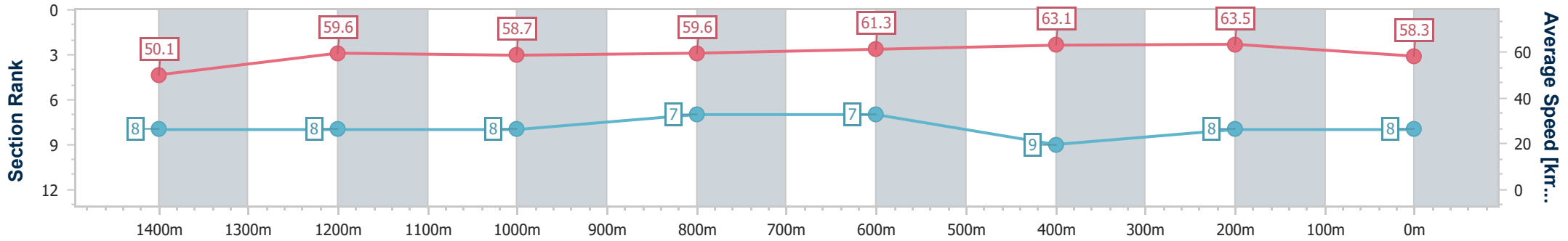


Eagle Farm QLD Professional
 Race 4: YOUTH EMPOWERMENT BY THE CAGE BENCHMARK
 85 Handicap - 1600m
 20 April 2024 - 13:24
 Track Rating: Soft 5, Weather: Fine, Rail Position: +1m Entire



BRISBANE
RACING CLUB

Section	Overall	1400m	1200m	1000m	800m	600m	400m	200m
Section Times	1:37.91 [8] (0:14.41)	1:23.50 [8] (0:12.12)	1:11.38 [8] (0:12.27)	0:59.11 [8] (0:12.04)	0:47.07 [7] (0:11.79)	0:35.28 [7] (0:11.52)	0:23.76 [9] (0:11.34)	0:12.42 [8] (0:12.42)
Average Speed [km/h]	50.1	59.6	58.7	59.6	61.3	63.1	63.5	58.3
Top Speed [km/h]	61.8	61.5	59.3	61.0	62.3	64.4	64.8	61.0
Avg. Dist. to Rail [m]	10.8	1.5	0.8	0.3	0.5	2.3	5.8	6.3
Avg. Stride Freq. [Hz]	2.1	2.2	2.2	2.2	2.2	2.3	2.3	2.2
Avg. Stride Length [m]	6.6	7.6	7.6	7.5	7.7	7.6	7.6	7.2



- [] Ranking at each section and finish
- .-.- No data available at this section
- NA No data available



Horse/Jockey Name	Special Swey
Final Rank	9
Fastest Section Time (Section)	0:11.58 (600m)
Top Speed [km/h] (Section)	63.7 (600m)
Race State	Finished

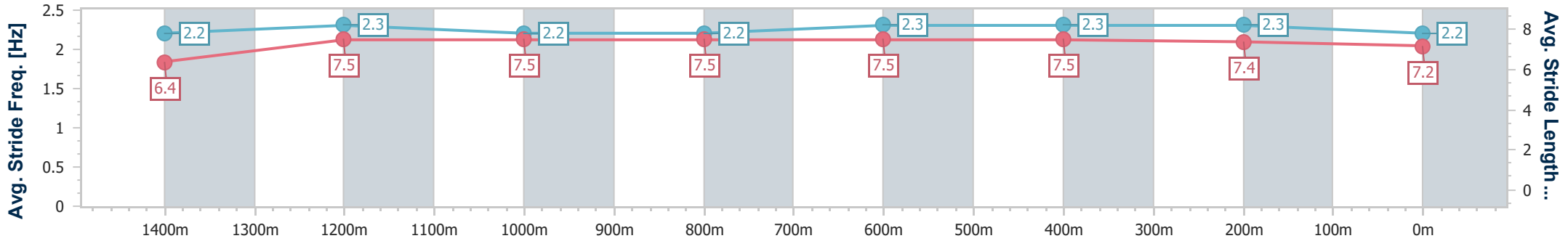
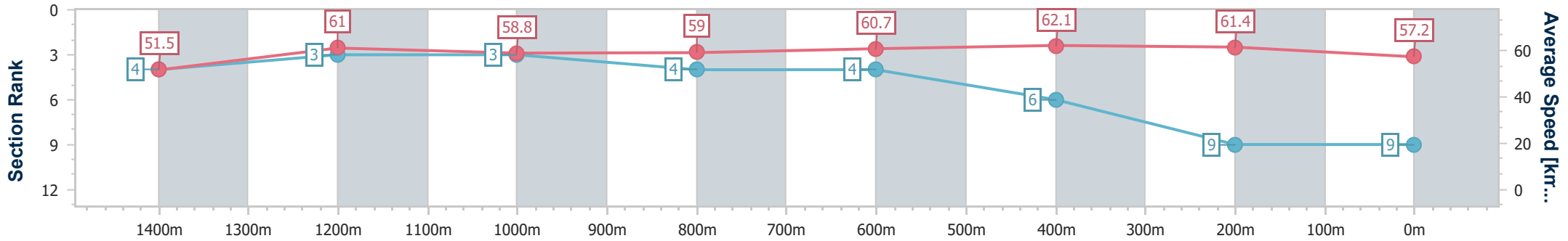


Eagle Farm QLD Professional
 Race 4: YOUTH EMPOWERMENT BY THE CAGE BENCHMARK
 85 Handicap - 1600m
 20 April 2024 - 13:24
 Track Rating: Soft 5, Weather: Fine, Rail Position: +1m Entire



BRISBANE
 RACING CLUB

Section	Overall	1400m	1200m	1000m	800m	600m	400m	200m
Section Times	1:38.26 [9] (0:14.03)	1:24.23 [4] (0:11.76)	1:12.47 [3] (0:12.28)	1:00.19 [3] (0:12.26)	0:47.93 [4] (0:11.91)	0:36.02 [4] (0:11.58)	0:24.44 [6] (0:11.74)	0:12.70 [9] (0:12.70)
Average Speed [km/h]	51.5	61.0	58.8	59.0	60.7	62.1	61.4	57.2
Top Speed [km/h]	63.5	62.3	60.0	60.1	61.8	63.7	63.7	59.1
Avg. Dist. to Rail [m]	8.1	0.2	0.5	0.9	1.3	0.5	4.5	6.5
Avg. Stride Freq. [Hz]	2.2	2.3	2.2	2.2	2.3	2.3	2.3	2.2
Avg. Stride Length [m]	6.4	7.5	7.5	7.5	7.5	7.5	7.4	7.2



- [] Ranking at each section and finish
- .-.- No data available at this section
- NA No data available



Eagle Farm QLD Professional
Race 5: FRESH SELECTIONS GREEN THUMBS BENCHMARK 68
Handicap - 1805m
20 April 2024 - 13:59



BRISBANE
RACING CLUB

Track Rating: Soft 5, Weather: Fine, Rail Position: +1m Entire

Section														
Field Times	Overall	1600m	1400m	1200m	1000m	800m	600m	Last 600m						
	1:50.95 (0:14.29)	1:36.66 (0:11.33)	1:25.33 (0:11.59)	1:13.74 (0:12.59)	1:01.15 (0:12.74)	0:48.41 (0:12.50)	0:35.91 (0:11.96)	0:35.91						
Rank	TAB	Horse/Jockey	Barrier	Top Speed [km/h]	Fastest Section								Distance Travelled [m]	
1	4	LATELY Marnu Potgieter	4	64.1 400m	0:11.36 400m	1:50.95 [1] (0:15.00)	1:35.95 [11] (0:11.81)	1:24.14 [12] (0:11.75)	1:12.39 [12] (0:12.24)	1:00.15 [12] (0:12.87)	0:47.28 [13] (0:12.42)	0:34.86 [13] (0:11.75)	0:34.86	
2	16	ALDEENAARY Jake Bayliss	16	65.3 400m	0:11.39 400m	1:51.04 [2] (0:15.20)	1:35.84 [14] (0:11.80)	1:24.04 [13] (0:11.78)	1:12.26 [13] (0:12.28)	0:59.98 [13] (0:12.57)	0:47.41 [12] (0:12.26)	0:35.15 [11] (0:11.68)	0:35.15	+16
3	12	SACRED FEELING James Orman	12	65.1 1600m	0:11.27 400m	1:51.12 [3] (0:14.73)	1:36.39 [7] (0:11.53)	1:24.86 [8] (0:11.63)	1:13.23 [7] (0:12.43)	1:00.80 [6] (0:12.83)	0:47.97 [8] (0:12.53)	0:35.44 [9] (0:11.99)	0:35.44	+4
4	5	CONNECTICUT Michael Rodd	5	64.0 600m	0:11.55 400m	1:51.15 [4] (0:14.31)	1:36.84 [2] (0:11.59)	1:25.25 [5] (0:11.87)	1:13.38 [6] (0:12.59)	1:00.79 [7] (0:12.74)	0:48.05 [6] (0:12.24)	0:35.81 [4] (0:11.67)	0:35.81	+5
5	11	VIADELAMORE Boris Thornton	11	64.0 1600m	0:11.60 400m	1:51.80 [5] (0:14.77)	1:37.03 [9] (0:11.73)	1:25.30 [9] (0:11.71)	1:13.59 [9] (0:12.42)	1:01.17 [10] (0:12.69)	0:48.48 [9] (0:12.39)	0:36.09 [10] (0:11.87)	0:36.09	+3
6	2	DREAMDEEL Robbie Dolan	2	65.3 1600m	0:11.35 1600m	1:51.93 [6] (0:14.37)	1:37.56 [3] (0:11.35)	1:26.21 [2] (0:11.64)	1:14.57 [2] (0:12.50)	1:02.07 [2] (0:12.83)	0:49.24 [2] (0:12.44)	0:36.80 [2] (0:11.87)	0:36.80	+6
7	13	DECEMBER DIAMOND Sean Cormack	13	63.9 1600m	0:11.62 1600m	1:52.04 [7] (0:14.50)	1:37.54 [6] (0:11.62)	1:25.92 [7] (0:11.84)	1:14.08 [8] (0:12.58)	1:01.50 [8] (0:12.84)	0:48.66 [10] (0:12.25)	0:36.41 [8] (0:11.83)	0:36.41	+2
8	3	KERCHAK John Allen	3	64.8 1600m	0:11.39 1600m	1:52.23 [8] (0:14.38)	1:37.85 [4] (0:11.39)	1:26.46 [3] (0:11.75)	1:14.71 [3] (0:12.46)	1:02.25 [3] (0:12.92)	0:49.33 [5] (0:12.61)	0:36.72 [6] (0:11.76)	0:36.72	+1
9	1	THIS'LLBETHEONE Bailey Wheeler	1	65.0 1600m	0:11.33 1600m	1:52.30 [9] (0:14.29)	1:38.01 [1] (0:11.33)	1:26.68 [1] (0:11.59)	1:15.09 [1] (0:12.59)	1:02.50 [1] (0:12.74)	0:49.76 [1] (0:12.50)	0:37.26 [1] (0:12.05)	0:37.26	-6
10	15	WHISTLING SPIRIT Samantha Collett	15	63.4 1600m	0:11.62 1600m	1:52.46 [10] (0:14.90)	1:37.56 [10] (0:11.62)	1:25.94 [10] (0:11.76)	1:14.18 [10] (0:12.32)	1:01.86 [9] (0:12.50)	0:49.36 [6] (0:12.43)	0:36.93 [7] (0:12.26)	0:36.93	+13

Scratched: Port Mourant (#7), Rocked (#22), Tiritiri (#17), Brave Boy (#21), Martedi (#18), Who Ordered Dafish (#19), Thesecondatportsea (#8), Showman (#20)

[] Ranking at each section and finish
 -:-:- No data available at this section
 NA No data available
 SCN Saddle cloth number
 DNF Did not finish
 DNT Did not track



Eagle Farm QLD Professional
Race 5: FRESH SELECTIONS GREEN THUMBS BENCHMARK 68
Handicap - 1805m
20 April 2024 - 13:59



Track Rating: Soft 5, Weather: Fine, Rail Position: +1m Entire

Section	Overall	1600m	1400m	1200m	1000m	800m	600m	Last 600m
Field Times	1:50.95 (0:14.29)	1:36.66 (0:11.33)	1:25.33 (0:11.59)	1:13.74 (0:12.59)	1:01.15 (0:12.74)	0:48.41 (0:12.50)	0:35.91 (0:11.96)	0:35.91

Rank	TAB	Horse/Jockey	Barrier	Top Speed [km/h]	Fastest Section	Overall	1600m	1400m	1200m	1000m	800m	600m	Last 600m	Distance Travelled [m]
11	6	SIR LORD Anthony Allen	6	64.3	0:11.32	1:52.47 [11] (0:14.73)	1:37.74 [8] (0:11.32)	1:26.42 [6] (0:11.70)	1:14.72 [5] (0:12.46)	1:02.26 [5] (0:12.55)	0:49.71 [3] (0:12.43)	0:37.28 [3] (0:12.28)	0:37.28	-2
12	9	JOE MAMA Noel Callow	9	64.4	0:11.41	1:52.51 [12] (0:14.43)	1:38.08 [5] (0:11.41)	1:26.67 [4] (0:11.72)	1:14.95 [4] (0:12.64)	1:02.31 [4] (0:12.67)	0:49.64 [4] (0:12.50)	0:37.14 [5] (0:12.20)	0:37.14	-1
13	10	PRINCETON AWARD Damien Thornton	10	62.5	0:11.66	1:52.74 [13] (0:15.02)	1:37.72 [12] (0:11.66)	1:26.06 [11] (0:11.77)	1:14.29 [11] (0:12.35)	1:01.94 [11] (0:12.69)	0:49.25 [11] (0:12.41)	0:36.84 [12] (0:12.09)	0:36.84	-7
14	14	PRICKLY POPPY Mark Du Plessis	14	62.7	0:11.79	1:52.91 [14] (0:15.10)	1:37.81 [13] (0:11.90)	1:25.91 [14] (0:11.79)	1:14.12 [14] (0:12.32)	1:01.80 [14] (0:12.69)	0:49.11 [14] (0:12.40)	0:36.71 [14] (0:11.98)	0:36.71	+0

Scratched: Port Mourant (#7), Rocked (#22), Tiritiri (#17), Brave Boy (#21), Martedi (#18), Who Ordered Dafish (#19), Thesecondatportsea (#8), Showman (#20)



Eagle Farm QLD Professional
Race 5: FRESH SELECTIONS GREEN THUMBS BENCHMARK 68
Handicap - 1805m
20 April 2024 - 13:59



Track Rating: Soft 5, Weather: Fine, Rail Position: +1m Entire

Section							400m	200m			Last 600m
Field Times							0:23.95 (0:11.56)	0:12.39 (0:12.39)			0:35.91
Rank	TAB	Horse/Jockey	Barrier	Top Speed [km/h]	Fastest Section			Margin			Distance Travelled [m]
1	4	LATELY Marnu Potgieter	4	64.1 400m	0:11.36 400m	0:23.11 [12] (0:11.36)	0:11.75 [8] (0:11.75)	1:50.95			0:34.86
2	16	ALDEENAARY Jake Bayliss	16	65.3 400m	0:11.39 400m	0:23.47 [7] (0:11.39)	0:12.08 [4] (0:12.08)	0.49L			0:35.15 +16
3	12	SACRED FEELING James Orman	12	65.1 1600m	0:11.27 400m	0:23.45 [10] (0:11.27)	0:12.18 [3] (0:12.18)	0.98L			0:35.44 +4
4	5	CONNECTICUT Michael Rodd	5	64.0 600m	0:11.55 400m	0:24.14 [2] (0:11.55)	0:12.59 [1] (0:12.59)	1.16L			0:35.81 +5
5	11	VIADELAMORE Boris Thornton	11	64.0 1600m	0:11.60 400m	0:24.22 [9] (0:11.60)	0:12.62 [7] (0:12.62)	5.01L			0:36.09 +3
6	2	DREAMDEEL Robbie Dolan	2	65.3 1600m	0:11.35 1600m	0:24.93 [1] (0:11.83)	0:13.10 [2] (0:13.10)	5.73L			0:36.80 +6
7	13	DECEMBER DIAMOND Sean Cormack	13	63.9 1600m	0:11.62 1600m	0:24.58 [5] (0:11.77)	0:12.81 [9] (0:12.81)	6.37L			0:36.41 +2
8	3	KERCHAK John Allen	3	64.8 1600m	0:11.39 1600m	0:24.96 [4] (0:11.77)	0:13.19 [5] (0:13.19)	7.53L			0:36.72 +1
9	1	THIS'LLBETHEONE Bailey Wheeler	1	65.0 1600m	0:11.33 1600m	0:25.21 [3] (0:12.07)	0:13.14 [6] (0:13.14)	7.91L			0:37.26 -6
10	15	WHISTLING SPIRIT Samantha Collett	15	63.4 1600m	0:11.62 1600m	0:24.67 [11] (0:12.00)	0:12.67 [12] (0:12.67)	8.88L			0:36.93 +13

Scratched: Port Mourant (#7), Rocked (#22), Tiritiri (#17), Brave Boy (#21), Martedi (#18), Who Ordered Dafish (#19), Thesecondatportsea (#8), Showman (#20)

[] Ranking at each section and finish
 -:-:- No data available at this section
 NA No data available

SCN Saddle cloth number
 DNF Did not finish
 DNT Did not track



Eagle Farm QLD Professional
Race 5: FRESH SELECTIONS GREEN THUMBS BENCHMARK 68
Handicap - 1805m
20 April 2024 - 13:59



Track Rating: Soft 5, Weather: Fine, Rail Position: +1m Entire

Section			400m	200m			Last 600m			
Field Times			0:23.95 (0:11.56)	0:12.39 (0:12.39)			0:35.91			
Rank	TAB	Horse/Jockey	Barrier	Top Speed [km/h]	Fastest Section	Margin		Distance Travelled [m]		
11	6	SIR LORD Anthony Allen	6	64.3	0:11.32 Overall 1600m	0:25.00 [6] (0:12.09)	0:12.91 [10] (0:12.91)	8.93L	0:37.28	-2
12	9	JOE MAMA Noel Callow	9	64.4	0:11.41 1600m	0:24.94 [8] (0:12.02)	0:12.92 [11] (0:12.92)	9.14L	0:37.14	-1
13	10	PRINCETON AWARD Damien Thornton	10	62.5	0:11.66 1600m	0:24.75 [13] (0:11.87)	0:12.88 [13] (0:12.88)	10.52L	0:36.84	-7
14	14	PRICKLY POPPY Mark Du Plessis	14	62.7	0:11.79 1400m	0:24.73 [14] (0:12.04)	0:12.69 [14] (0:12.69)	11.52L	0:36.71	+0

Scratched: Port Mourant (#7), Rocked (#22), Tiritiri (#17), Brave Boy (#21), Martedi (#18), Who Ordered Dafish (#19), Thesecondatportsea (#8), Showman (#20)



Horse/Jockey Name	Lately
Final Rank	1
Fastest Section Time (Section)	0:11.36 (400m)
Top Speed [km/h] (Section)	64.1 (400m)
Race State	Finished

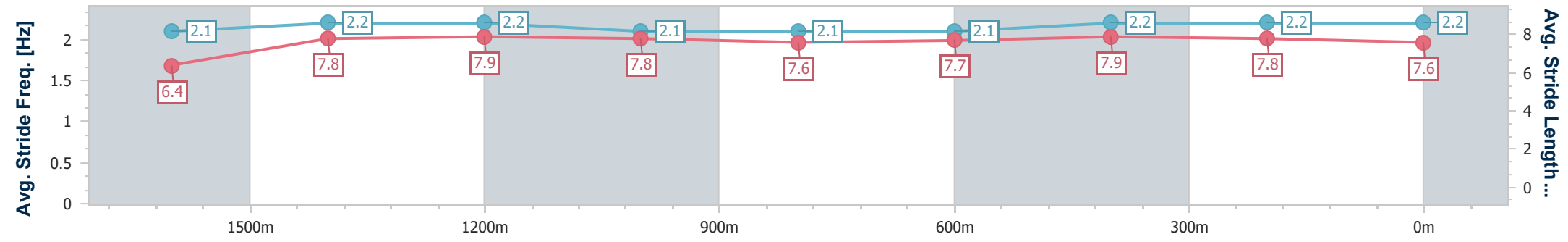
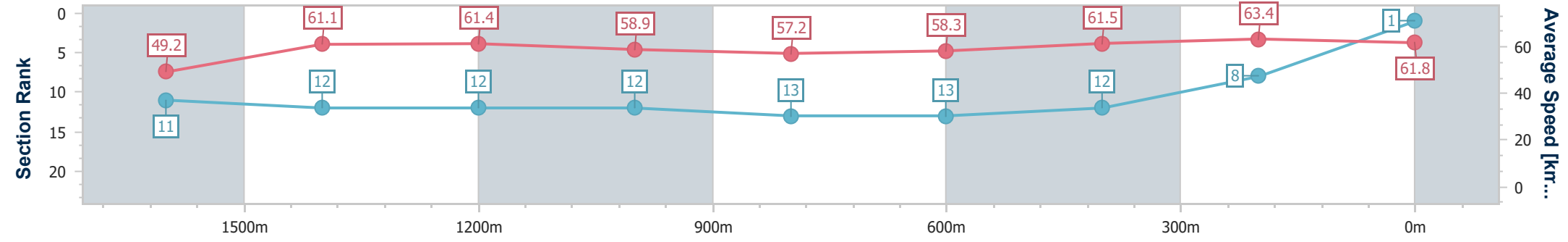


Eagle Farm QLD Professional
 Race 5: FRESH SELECTIONS GREEN THUMBS BENCHMARK
 68 Handicap - 1805m
 20 April 2024 - 13:59
 Track Rating: Soft 5, Weather: Fine, Rail Position: +1m Entire



BRISBANE
RACING CLUB

Section	Overall	1600m	1400m	1200m	1000m	800m	600m	400m	200m				
Section Times	1:50.95 [1] (0:15.00)	1:35.95 [11] (0:11.81)	1:24.14 [12] (0:11.75)	1:12.39 [12] (0:12.24)	1:00.15 [12] (0:12.87)	0:47.28 [13] (0:12.42)	0:34.86 [13] (0:11.75)	0:23.11 [12] (0:11.36)	0:11.75 [8]				
Average Speed [km/h]	49.2	61.1	61.4	58.9	57.2	58.3	61.5	63.4	61.8				
Top Speed [km/h]	61.5	62.8	63.4	60.0	60.1	61.0	62.9	64.1	62.9				
Avg. Dist. to Rail [m]	2.1	0.8	1.3	3.1	3.5	1.8	1.1	8.8	8.2				
Avg. Stride Freq. [Hz]	2.1	2.2	2.2	2.1	2.1	2.1	2.2	2.2	2.2				
Avg. Stride Length [m]	6.4	7.8	7.9	7.8	7.6	7.7	7.9	7.8	7.6				



- [] Ranking at each section and finish
- .-.- No data available at this section
- NA No data available



Horse/Jockey Name	Aldeenaary
Final Rank	2
Fastest Section Time (Section)	0:11.39 (400m)
Top Speed [km/h] (Section)	65.3 (400m)
Race State	Finished

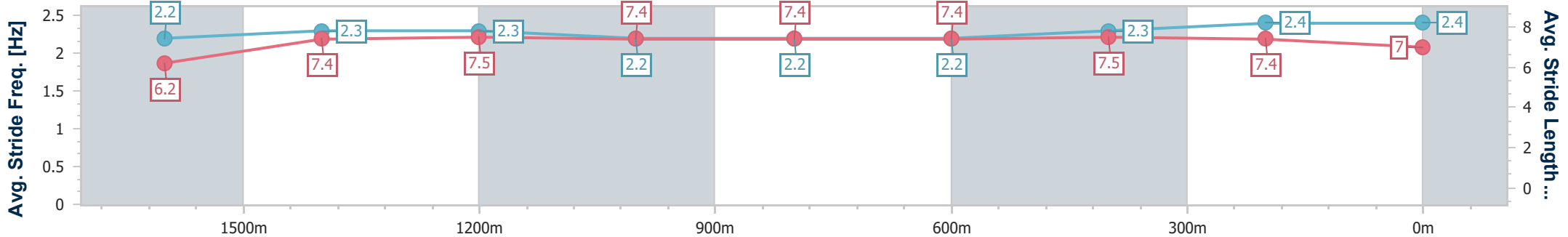
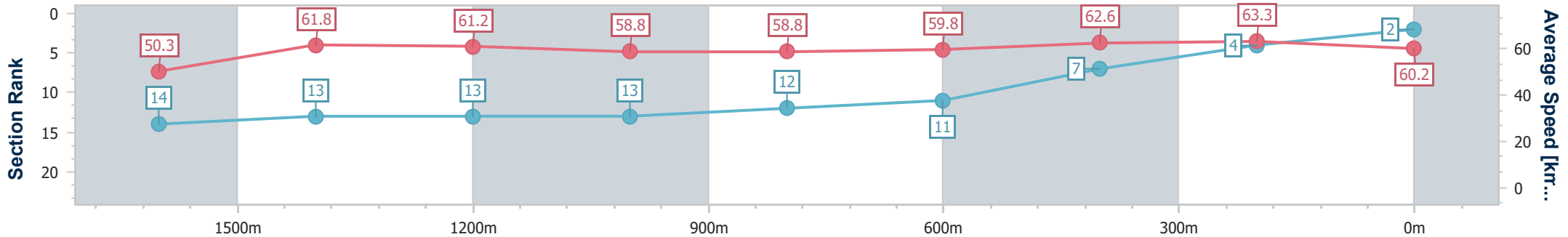


Eagle Farm QLD Professional
 Race 5: FRESH SELECTIONS GREEN THUMBS BENCHMARK
 68 Handicap - 1805m
 20 April 2024 - 13:59
 Track Rating: Soft 5, Weather: Fine, Rail Position: +1m Entire



BRISBANE
RACING CLUB

Section	Overall	1600m	1400m	1200m	1000m	800m	600m	400m	200m			
Section Times	1:51.04 [2] (0:15.20)	1:35.84 [14] (0:11.80)	1:24.04 [13] (0:11.78)	1:12.26 [13] (0:12.28)	0:59.98 [13] (0:12.57)	0:47.41 [12] (0:12.26)	0:35.15 [11] (0:11.68)	0:23.47 [7] (0:11.39)	0:12.08 [4] (0:12.08)			
Average Speed [km/h]	50.3	61.8	61.2	58.8	58.8	59.8	62.6	63.3	60.2			
Top Speed [km/h]	61.4	62.7	63.1	59.5	62.1	61.6	64.0	65.3	61.7			
Avg. Dist. to Rail [m]	11.1	3.6	3.4	5.1	4.9	4.5	3.0	10.5	7.8			
Avg. Stride Freq. [Hz]	2.2	2.3	2.3	2.2	2.2	2.2	2.3	2.4	2.4			
Avg. Stride Length [m]	6.2	7.4	7.5	7.4	7.4	7.4	7.5	7.4	7.0			



- [] Ranking at each section and finish
- .-.- No data available at this section
- NA No data available



Horse/Jockey Name	Sacred Feeling
Final Rank	3
Fastest Section Time (Section)	0:11.27 (400m)
Top Speed [km/h] (Section)	65.1 (1600m)
Race State	Finished

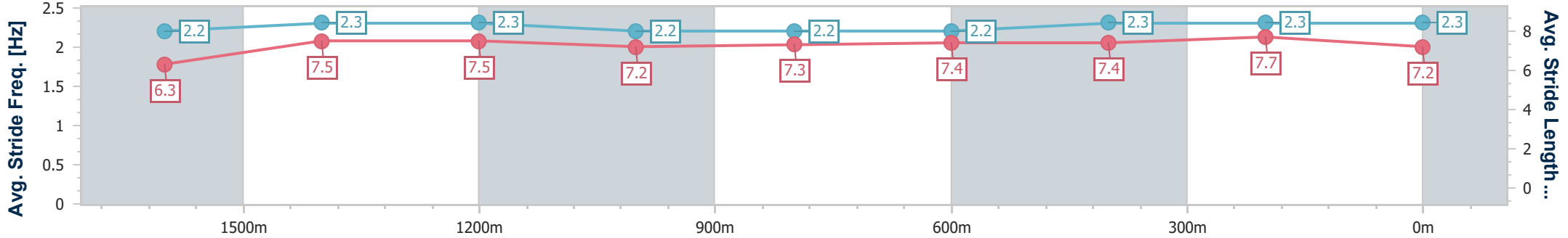
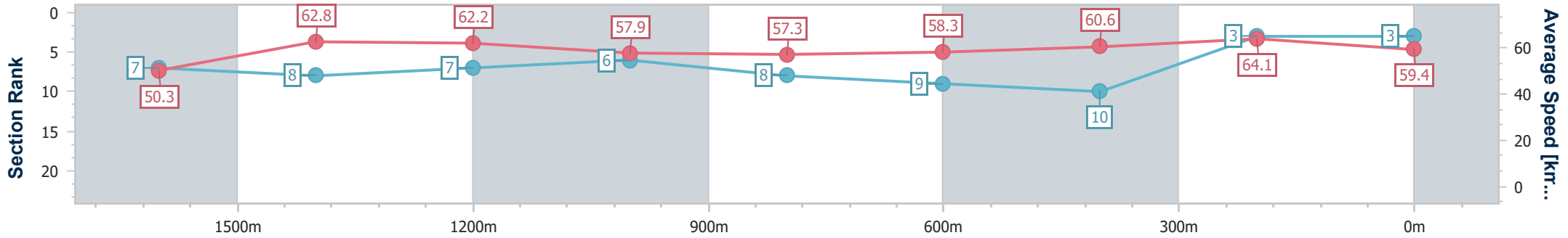


Eagle Farm QLD Professional
 Race 5: FRESH SELECTIONS GREEN THUMBS BENCHMARK
 68 Handicap - 1805m
 20 April 2024 - 13:59
 Track Rating: Soft 5, Weather: Fine, Rail Position: +1m Entire



BRISBANE
 RACING CLUB

Section	Overall	1600m	1400m	1200m	1000m	800m	600m	400m	200m
Section Times	1:51.12 [3] (0:14.73)	1:36.39 [7] (0:11.53)	1:24.86 [8] (0:11.63)	1:13.23 [7] (0:12.43)	1:00.80 [6] (0:12.83)	0:47.97 [8] (0:12.53)	0:35.44 [9] (0:11.99)	0:23.45 [10] (0:11.27)	0:12.18 [3] (0:12.18)
Average Speed [km/h]	50.3	62.8	62.2	57.9	57.3	58.3	60.6	64.1	59.4
Top Speed [km/h]	63.1	65.1	64.2	60.4	59.3	59.3	63.0	64.7	63.3
Avg. Dist. to Rail [m]	2.4	1.7	2.3	2.2	4.0	3.5	1.8	6.9	7.5
Avg. Stride Freq. [Hz]	2.2	2.3	2.3	2.2	2.2	2.2	2.3	2.3	2.3
Avg. Stride Length [m]	6.3	7.5	7.5	7.2	7.3	7.4	7.4	7.7	7.2



- [] Ranking at each section and finish
- .-.- No data available at this section
- NA No data available



Horse/Jockey Name	Connecticut
Final Rank	4
Fastest Section Time (Section)	0:11.55 (400m)
Top Speed [km/h] (Section)	64.0 (600m)
Race State	Finished

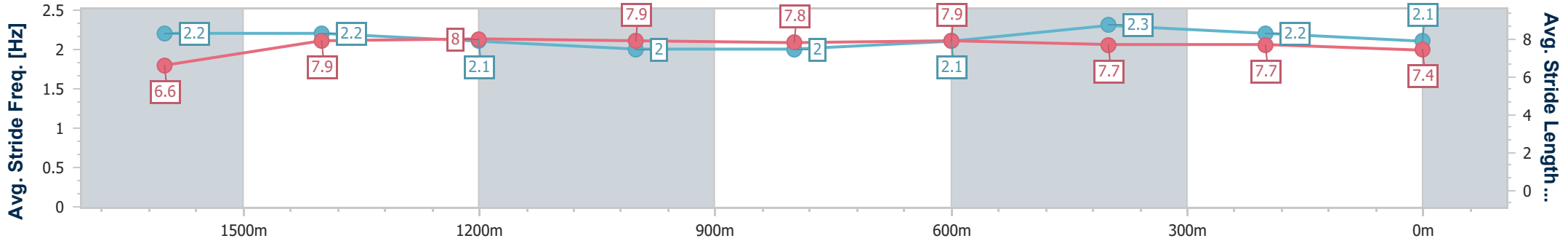
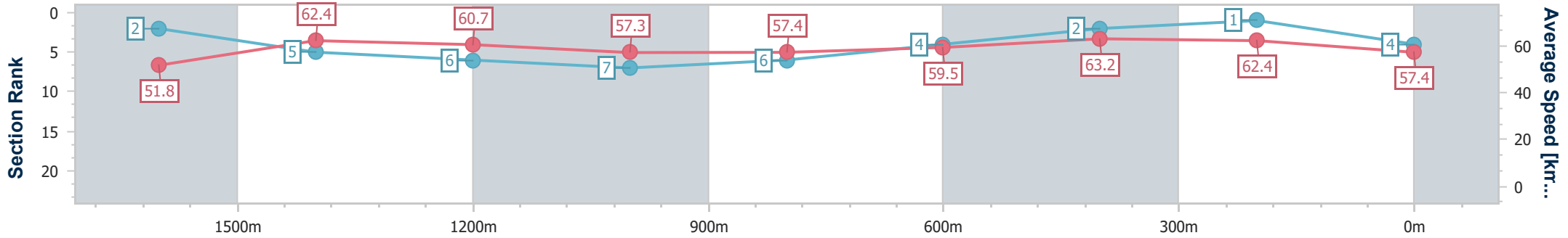


Eagle Farm QLD Professional
 Race 5: FRESH SELECTIONS GREEN THUMBS BENCHMARK
 68 Handicap - 1805m
 20 April 2024 - 13:59
 Track Rating: Soft 5, Weather: Fine, Rail Position: +1m Entire



BRISBANE
 RACING CLUB

Section	Overall	1600m	1400m	1200m	1000m	800m	600m	400m	200m
Section Times	1:51.15 [4] (0:14.31)	1:36.84 [2] (0:11.59)	1:25.25 [5] (0:11.87)	1:13.38 [6] (0:12.59)	1:00.79 [7] (0:12.74)	0:48.05 [6] (0:12.24)	0:35.81 [4] (0:11.67)	0:24.14 [2] (0:11.55)	0:12.59 [1] (0:12.59)
Average Speed [km/h]	51.8	62.4	60.7	57.3	57.4	59.5	63.2	62.4	57.4
Top Speed [km/h]	63.6	63.5	61.9	59.0	59.4	62.2	64.0	63.7	60.8
Avg. Dist. to Rail [m]	4.1	1.0	1.8	2.8	3.0	3.4	4.2	8.3	4.0
Avg. Stride Freq. [Hz]	2.2	2.2	2.1	2.0	2.0	2.1	2.3	2.2	2.1
Avg. Stride Length [m]	6.6	7.9	8.0	7.9	7.8	7.9	7.7	7.7	7.4



- [] Ranking at each section and finish
- .-.- No data available at this section
- NA No data available



Horse/Jockey Name	Viadelamore
Final Rank	5
Fastest Section Time (Section)	0:11.60 (400m)
Top Speed [km/h] (Section)	64.0 (1600m)
Race State	Finished

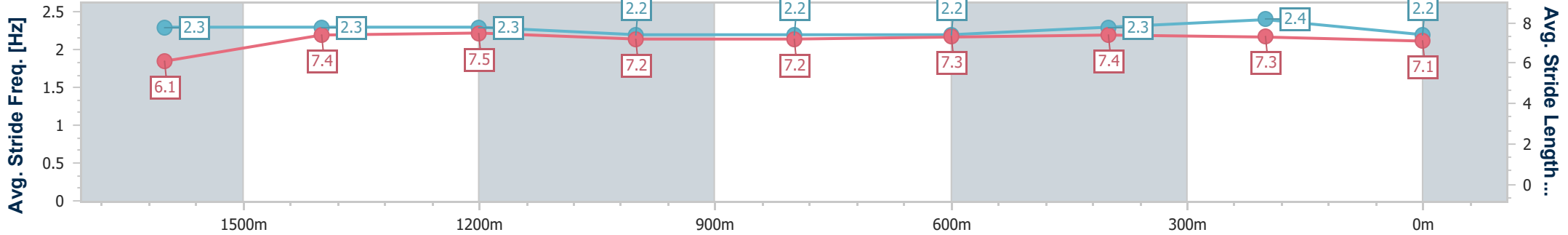
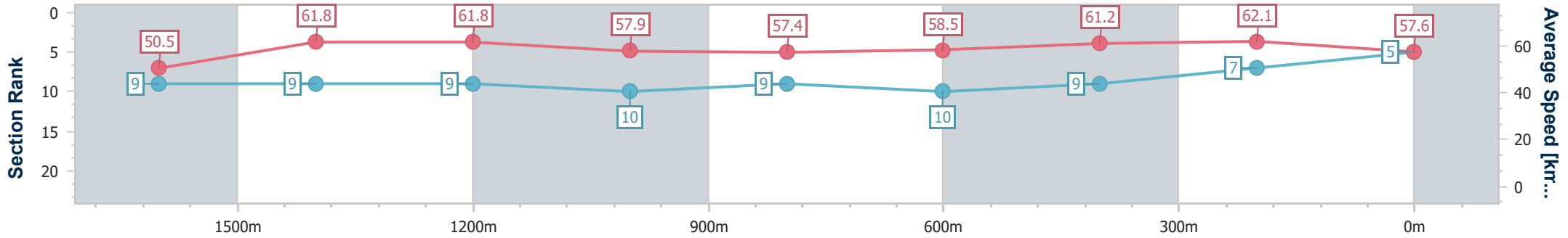


Eagle Farm QLD Professional
 Race 5: FRESH SELECTIONS GREEN THUMBS BENCHMARK
 68 Handicap - 1805m
 20 April 2024 - 13:59
 Track Rating: Soft 5, Weather: Fine, Rail Position: +1m Entire



BRISBANE
RACING CLUB

Section	Overall	1600m	1400m	1200m	1000m	800m	600m	400m	200m
Section Times	1:51.80 [5] (0:14.77)	1:37.03 [9] (0:11.73)	1:25.30 [9] (0:11.71)	1:13.59 [9] (0:12.42)	1:01.17 [10] (0:12.69)	0:48.48 [9] (0:12.39)	0:36.09 [10] (0:11.87)	0:24.22 [9] (0:11.60)	0:12.62 [7] (0:12.62)
Average Speed [km/h]	50.5	61.8	61.8	57.9	57.4	58.5	61.2	62.1	57.6
Top Speed [km/h]	62.1	64.0	63.2	59.2	59.2	59.8	62.4	63.8	62.4
Avg. Dist. to Rail [m]	4.6	2.8	2.1	2.4	2.1	1.5	2.3	8.4	6.9
Avg. Stride Freq. [Hz]	2.3	2.3	2.3	2.2	2.2	2.2	2.3	2.4	2.2
Avg. Stride Length [m]	6.1	7.4	7.5	7.2	7.2	7.3	7.4	7.3	7.1



- [] Ranking at each section and finish
- .-.- No data available at this section
- NA No data available



Horse/Jockey Name	Dreamdeel
Final Rank	6
Fastest Section Time (Section)	0:11.35 (1600m)
Top Speed [km/h] (Section)	65.3 (1600m)
Race State	Finished

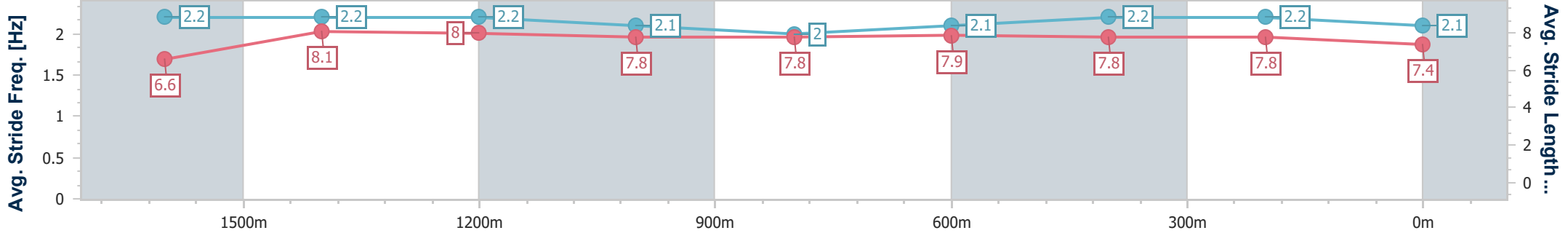
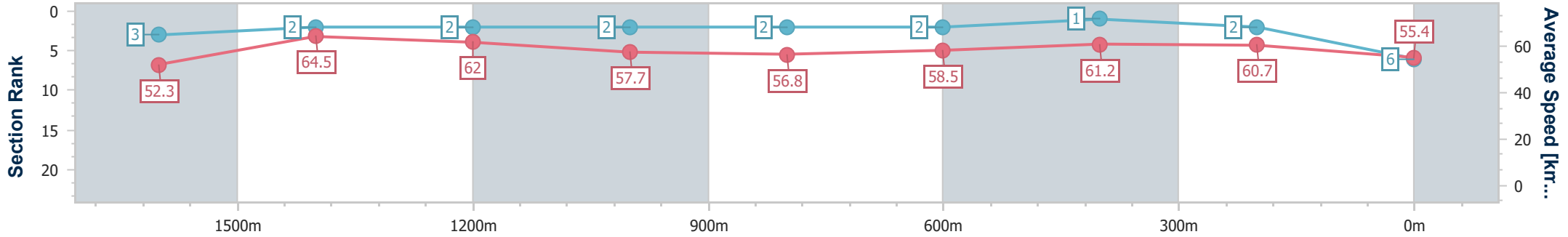


Eagle Farm QLD Professional
 Race 5: FRESH SELECTIONS GREEN THUMBS BENCHMARK
 68 Handicap - 1805m
 20 April 2024 - 13:59
 Track Rating: Soft 5, Weather: Fine, Rail Position: +1m Entire



BRISBANE
 RACING CLUB

Section	Overall	1600m	1400m	1200m	1000m	800m	600m	400m	200m
Section Times	1:51.93 [6] (0:14.37)	1:37.56 [3] (0:11.35)	1:26.21 [2] (0:11.64)	1:14.57 [2] (0:12.50)	1:02.07 [2] (0:12.83)	0:49.24 [2] (0:12.44)	0:36.80 [2] (0:11.87)	0:24.93 [1] (0:11.83)	0:13.10 [2] (0:13.10)
Average Speed [km/h]	52.3	64.5	62.0	57.7	56.8	58.5	61.2	60.7	55.4
Top Speed [km/h]	65.1	65.3	65.1	58.6	57.6	58.9	63.5	63.6	58.2
Avg. Dist. to Rail [m]	7.3	3.8	2.5	2.4	2.5	2.3	2.0	6.0	4.2
Avg. Stride Freq. [Hz]	2.2	2.2	2.2	2.1	2.0	2.1	2.2	2.2	2.1
Avg. Stride Length [m]	6.6	8.1	8.0	7.8	7.8	7.9	7.8	7.8	7.4



- [] Ranking at each section and finish
- .-.- No data available at this section
- NA No data available



Horse/Jockey Name	December Diamond
Final Rank	7
Fastest Section Time (Section)	0:11.62 (1600m)
Top Speed [km/h] (Section)	63.9 (1600m)
Race State	Finished

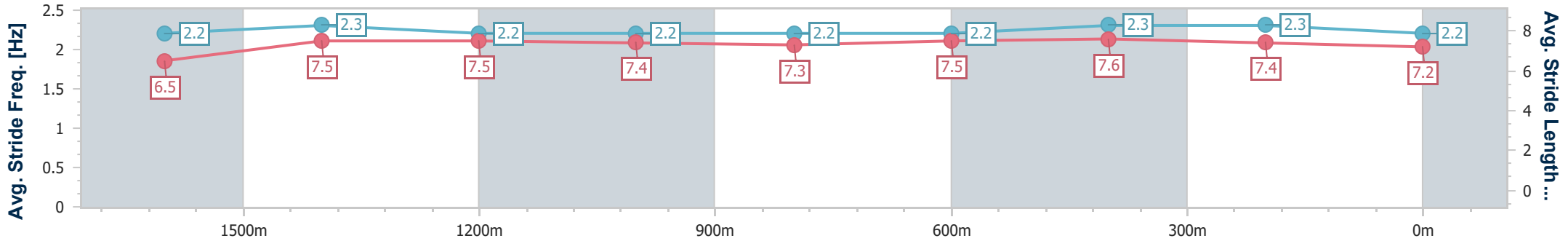
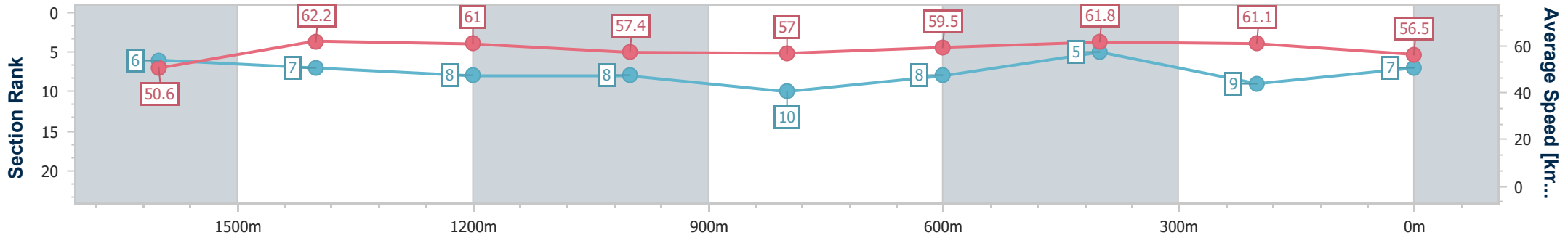


Eagle Farm QLD Professional
 Race 5: FRESH SELECTIONS GREEN THUMBS BENCHMARK
 68 Handicap - 1805m
 20 April 2024 - 13:59
 Track Rating: Soft 5, Weather: Fine, Rail Position: +1m Entire



BRISBANE
 RACING CLUB

Section	Overall	1600m	1400m	1200m	1000m	800m	600m	400m	200m
Section Times	1:52.04 [7] (0:14.50)	1:37.54 [6] (0:11.62)	1:25.92 [7] (0:11.84)	1:14.08 [8] (0:12.58)	1:01.50 [8] (0:12.84)	0:48.66 [10] (0:12.25)	0:36.41 [8] (0:11.83)	0:24.58 [5] (0:11.77)	0:12.81 [9] (0:12.81)
Average Speed [km/h]	50.6	62.2	61.0	57.4	57.0	59.5	61.8	61.1	56.5
Top Speed [km/h]	62.4	63.9	62.3	58.5	59.2	61.0	62.5	62.5	59.1
Avg. Dist. to Rail [m]	2.6	1.4	2.9	4.0	3.7	2.6	2.9	6.4	4.9
Avg. Stride Freq. [Hz]	2.2	2.3	2.2	2.2	2.2	2.2	2.3	2.3	2.2
Avg. Stride Length [m]	6.5	7.5	7.5	7.4	7.3	7.5	7.6	7.4	7.2



- [] Ranking at each section and finish
- .-.- No data available at this section
- NA No data available



Horse/Jockey Name	Kerchak
Final Rank	8
Fastest Section Time (Section)	0:11.39 (1600m)
Top Speed [km/h] (Section)	64.8 (1600m)
Race State	Finished

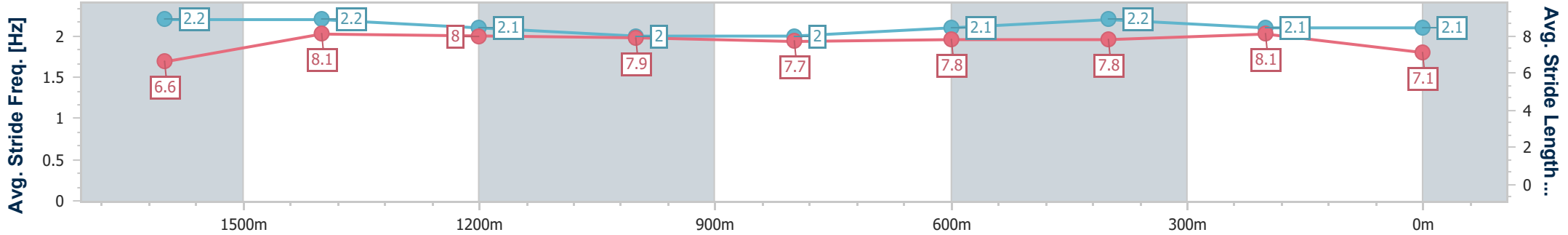
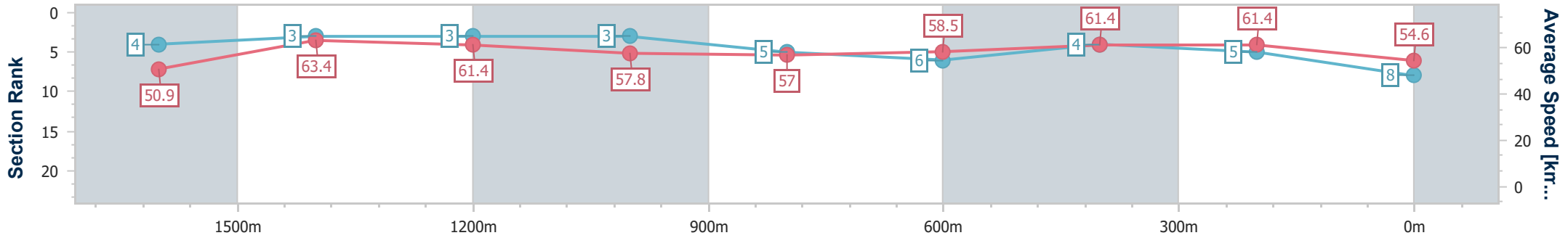


Eagle Farm QLD Professional
 Race 5: FRESH SELECTIONS GREEN THUMBS BENCHMARK
 68 Handicap - 1805m
 20 April 2024 - 13:59
 Track Rating: Soft 5, Weather: Fine, Rail Position: +1m Entire



BRISBANE
RACING CLUB

Section	Overall	1600m	1400m	1200m	1000m	800m	600m	400m	200m
Section Times	1:52.23 [8] (0:14.38)	1:37.85 [4] (0:11.39)	1:26.46 [3] (0:11.75)	1:14.71 [3] (0:12.46)	1:02.25 [3] (0:12.92)	0:49.33 [5] (0:12.61)	0:36.72 [6] (0:11.76)	0:24.96 [4] (0:11.77)	0:13.19 [5] (0:13.19)
Average Speed [km/h]	50.9	63.4	61.4	57.8	57.0	58.5	61.4	61.4	54.6
Top Speed [km/h]	62.3	64.8	64.5	60.2	58.2	60.3	63.8	64.1	58.4
Avg. Dist. to Rail [m]	2.8	1.2	3.0	3.3	4.0	5.3	1.0	6.5	5.4
Avg. Stride Freq. [Hz]	2.2	2.2	2.1	2.0	2.0	2.1	2.2	2.1	2.1
Avg. Stride Length [m]	6.6	8.1	8.0	7.9	7.7	7.8	7.8	8.1	7.1



- [] Ranking at each section and finish
- .-.- No data available at this section
- NA No data available



Horse/Jockey Name	This'llbetheone
Final Rank	9
Fastest Section Time (Section)	0:11.33 (1600m)
Top Speed [km/h] (Section)	65.0 (1600m)
Race State	Finished

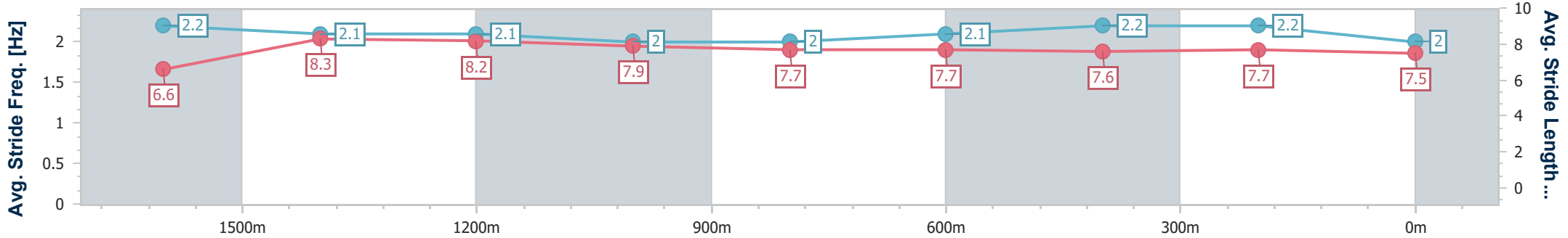
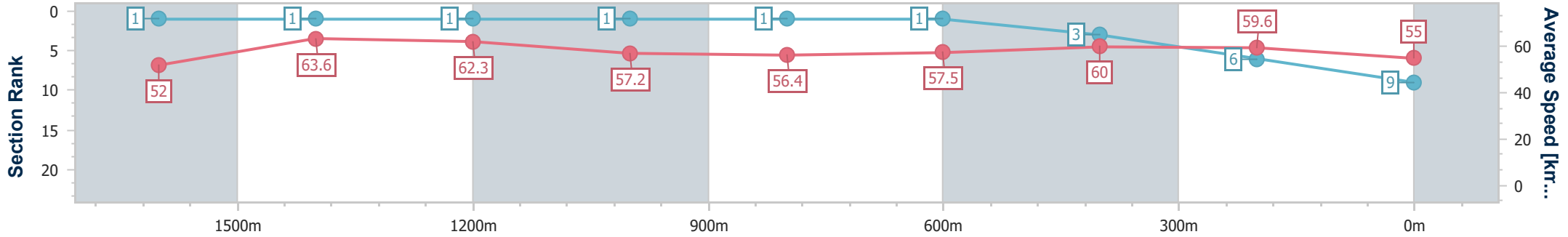


Eagle Farm QLD Professional
 Race 5: FRESH SELECTIONS GREEN THUMBS BENCHMARK
 68 Handicap - 1805m
 20 April 2024 - 13:59
 Track Rating: Soft 5, Weather: Fine, Rail Position: +1m Entire



BRISBANE
 RACING CLUB

Section	Overall	1600m	1400m	1200m	1000m	800m	600m	400m	200m
Section Times	1:52.30 [9] (0:14.29)	1:38.01 [1] (0:11.33)	1:26.68 [1] (0:11.59)	1:15.09 [1] (0:12.59)	1:02.50 [1] (0:12.74)	0:49.76 [1] (0:12.50)	0:37.26 [1] (0:12.05)	0:25.21 [3] (0:12.07)	0:13.14 [6] (0:13.14)
Average Speed [km/h]	52.0	63.6	62.3	57.2	56.4	57.5	60.0	59.6	55.0
Top Speed [km/h]	64.9	65.0	64.8	58.3	58.1	58.0	62.5	61.7	57.0
Avg. Dist. to Rail [m]	4.3	0.5	0.7	0.6	0.3	0.4	0.8	3.8	2.4
Avg. Stride Freq. [Hz]	2.2	2.1	2.1	2.0	2.0	2.1	2.2	2.2	2.0
Avg. Stride Length [m]	6.6	8.3	8.2	7.9	7.7	7.7	7.6	7.7	7.5



- [] Ranking at each section and finish
- .-.- No data available at this section
- NA No data available



Horse/Jockey Name	Whistling Spirit
Final Rank	10
Fastest Section Time (Section)	0:11.62 (1600m)
Top Speed [km/h] (Section)	63.4 (1600m)
Race State	Finished

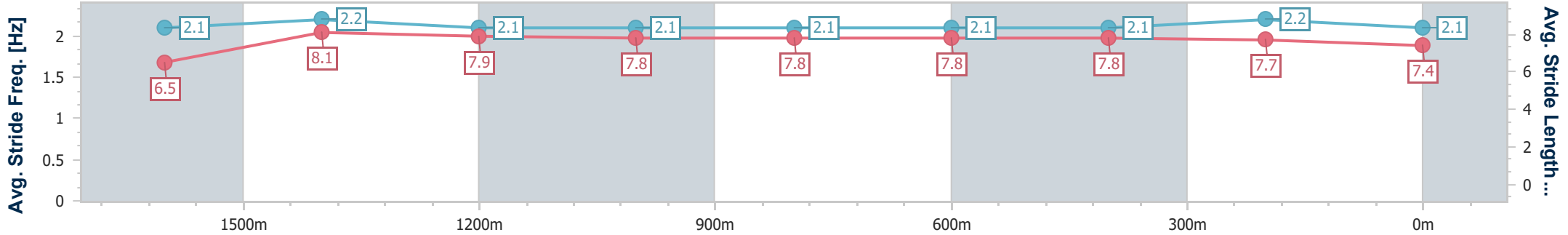
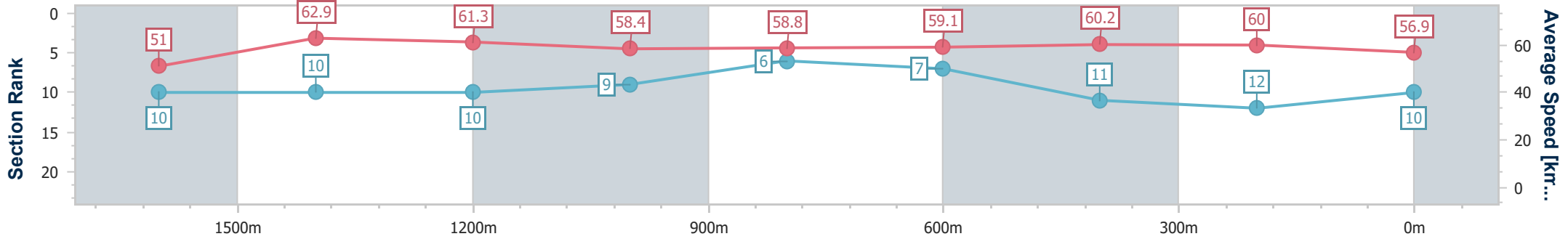


Eagle Farm QLD Professional
 Race 5: FRESH SELECTIONS GREEN THUMBS BENCHMARK
 68 Handicap - 1805m
 20 April 2024 - 13:59
 Track Rating: Soft 5, Weather: Fine, Rail Position: +1m Entire



BRISBANE
RACING CLUB

Section	Overall	1600m	1400m	1200m	1000m	800m	600m	400m	200m
Section Times	1:52.46 [10] (0:14.90)	1:37.56 [10] (0:11.62)	1:25.94 [10] (0:11.76)	1:14.18 [10] (0:12.32)	1:01.86 [9] (0:12.50)	0:49.36 [6] (0:12.43)	0:36.93 [7] (0:12.26)	0:24.67 [11] (0:12.00)	0:12.67 [12] (0:12.67)
Average Speed [km/h]	51.0	62.9	61.3	58.4	58.8	59.1	60.2	60.0	56.9
Top Speed [km/h]	63.3	63.4	63.1	59.6	61.1	60.1	60.9	60.7	59.5
Avg. Dist. to Rail [m]	9.3	3.3	2.8	3.9	3.8	3.9	5.1	10.4	9.3
Avg. Stride Freq. [Hz]	2.1	2.2	2.1	2.1	2.1	2.1	2.1	2.2	2.1
Avg. Stride Length [m]	6.5	8.1	7.9	7.8	7.8	7.8	7.8	7.7	7.4



- [] Ranking at each section and finish
- .-.- No data available at this section
- NA No data available



Horse/Jockey Name	Sir Lord
Final Rank	11
Fastest Section Time (Section)	0:11.32 (1600m)
Top Speed [km/h] (Section)	64.3 (Overall)
Race State	Finished

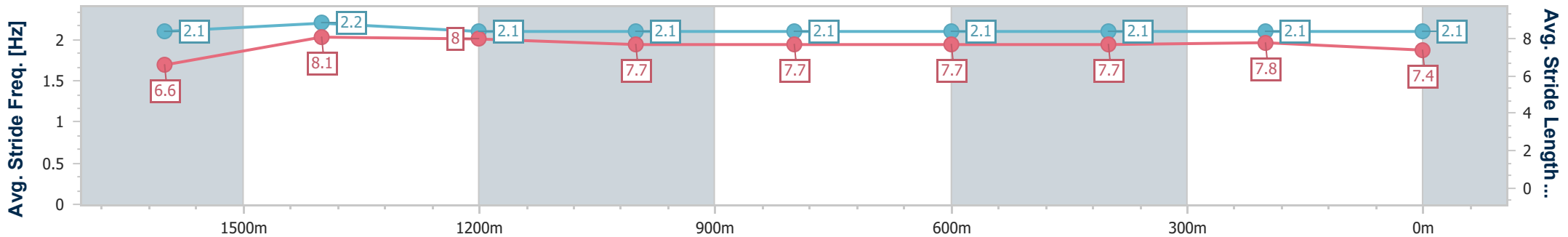
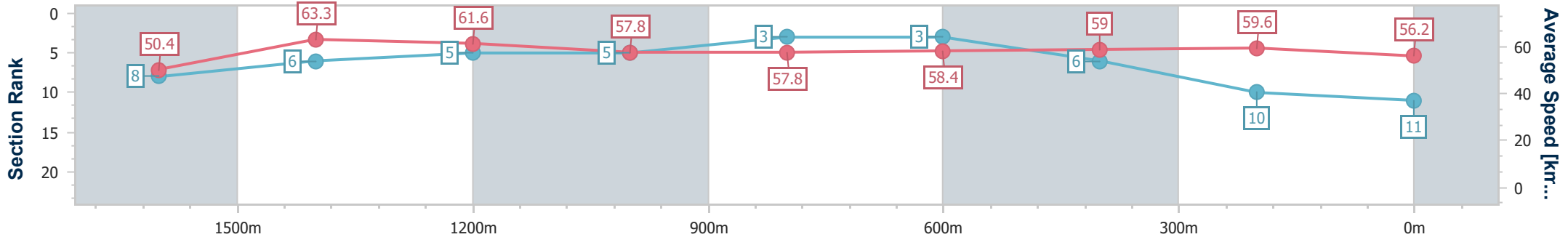


Eagle Farm QLD Professional
 Race 5: FRESH SELECTIONS GREEN THUMBS BENCHMARK
 68 Handicap - 1805m
 20 April 2024 - 13:59
 Track Rating: Soft 5, Weather: Fine, Rail Position: +1m Entire



BRISBANE
 RACING CLUB

Section	Overall	1600m	1400m	1200m	1000m	800m	600m	400m	200m
Section Times	1:52.47 [11] (0:14.73)	1:37.74 [8] (0:11.32)	1:26.42 [6] (0:11.70)	1:14.72 [5] (0:12.46)	1:02.26 [5] (0:12.55)	0:49.71 [3] (0:12.43)	0:37.28 [3] (0:12.28)	0:25.00 [6] (0:12.09)	0:12.91 [10] (0:12.91)
Average Speed [km/h]	50.4	63.3	61.6	57.8	57.8	58.4	59.0	59.6	56.2
Top Speed [km/h]	64.3	64.1	63.0	59.3	58.7	59.4	60.1	60.3	58.8
Avg. Dist. to Rail [m]	5.9	0.7	0.2	1.2	1.4	2.1	1.9	5.8	4.9
Avg. Stride Freq. [Hz]	2.1	2.2	2.1	2.1	2.1	2.1	2.1	2.1	2.1
Avg. Stride Length [m]	6.6	8.1	8.0	7.7	7.7	7.7	7.7	7.8	7.4



- [] Ranking at each section and finish
- .-.- No data available at this section
- NA No data available



Horse/Jockey Name	Joe Mama
Final Rank	12
Fastest Section Time (Section)	0:11.41 (1600m)
Top Speed [km/h] (Section)	64.4 (1600m)
Race State	Finished

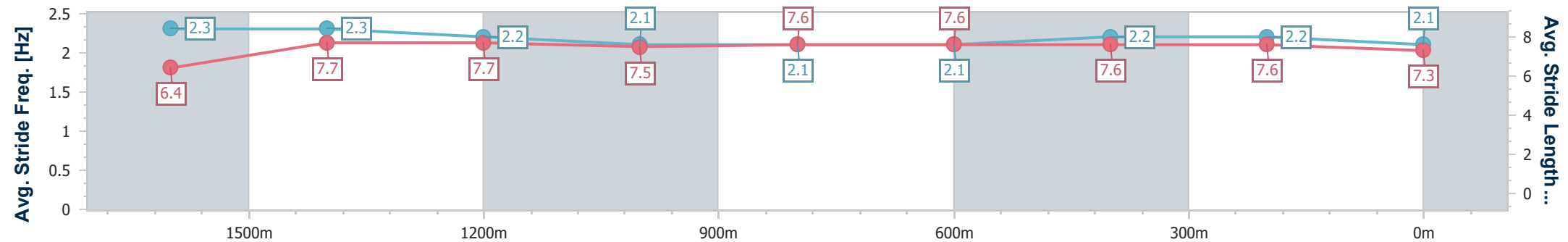
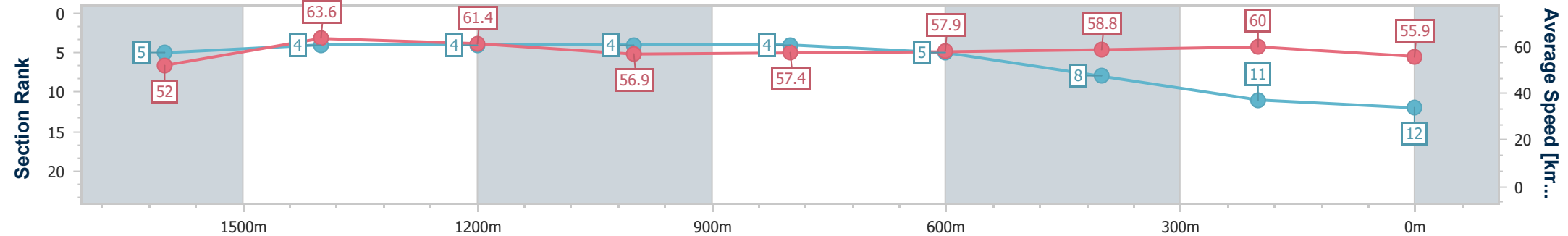


Eagle Farm QLD Professional
 Race 5: FRESH SELECTIONS GREEN THUMBS BENCHMARK
 68 Handicap - 1805m
 20 April 2024 - 13:59
 Track Rating: Soft 5, Weather: Fine, Rail Position: +1m Entire



BRISBANE
 RACING CLUB

Section	Overall	1600m	1400m	1200m	1000m	800m	600m	400m	200m
Section Times	1:52.51 [12] (0:14.43)	1:38.08 [5] (0:11.41)	1:26.67 [4] (0:11.72)	1:14.95 [4] (0:12.64)	1:02.31 [4] (0:12.67)	0:49.64 [4] (0:12.50)	0:37.14 [5] (0:12.20)	0:24.94 [8] (0:12.02)	0:12.92 [11] (0:12.92)
Average Speed [km/h]	52.0	63.6	61.4	56.9	57.4	57.9	58.8	60.0	55.9
Top Speed [km/h]	64.0	64.4	63.8	58.6	58.2	58.7	60.3	60.6	59.3
Avg. Dist. to Rail [m]	5.8	2.2	1.7	2.1	1.2	0.9	0.7	5.4	3.7
Avg. Stride Freq. [Hz]	2.3	2.3	2.2	2.1	2.1	2.1	2.2	2.2	2.1
Avg. Stride Length [m]	6.4	7.7	7.7	7.5	7.6	7.6	7.6	7.6	7.3



- [] Ranking at each section and finish
- .-.- No data available at this section
- NA No data available



Horse/Jockey Name	Princeton Award
Final Rank	13
Fastest Section Time (Section)	0:11.66 (1600m)
Top Speed [km/h] (Section)	62.5 (1600m)
Race State	Finished

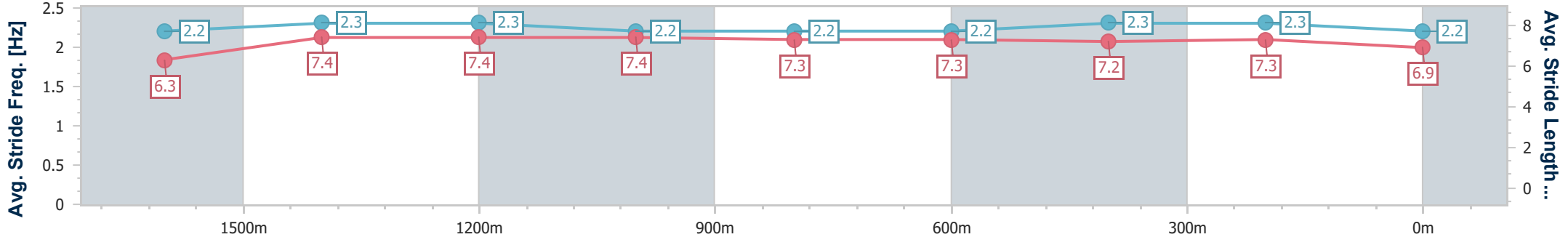
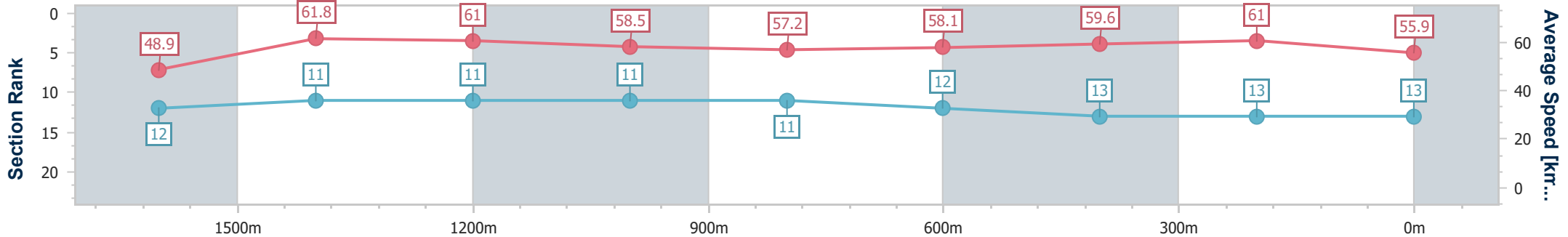


Eagle Farm QLD Professional
 Race 5: FRESH SELECTIONS GREEN THUMBS BENCHMARK
 68 Handicap - 1805m
 20 April 2024 - 13:59
 Track Rating: Soft 5, Weather: Fine, Rail Position: +1m Entire



BRISBANE
 RACING CLUB

Section	Overall	1600m	1400m	1200m	1000m	800m	600m	400m	200m
Section Times	1:52.74 [13] (0:15.02)	1:37.72 [12] (0:11.66)	1:26.06 [11] (0:11.77)	1:14.29 [11] (0:12.35)	1:01.94 [11] (0:12.69)	0:49.25 [11] (0:12.41)	0:36.84 [12] (0:12.09)	0:24.75 [13] (0:11.87)	0:12.88 [13] (0:12.88)
Average Speed [km/h]	48.9	61.8	61.0	58.5	57.2	58.1	59.6	61.0	55.9
Top Speed [km/h]	61.2	62.5	62.4	59.9	59.9	59.3	62.2	62.3	58.3
Avg. Dist. to Rail [m]	2.1	0.5	0.6	1.9	1.7	0.8	1.1	4.6	2.8
Avg. Stride Freq. [Hz]	2.2	2.3	2.3	2.2	2.2	2.2	2.3	2.3	2.2
Avg. Stride Length [m]	6.3	7.4	7.4	7.4	7.3	7.3	7.2	7.3	6.9



- [] Ranking at each section and finish
- .-.- No data available at this section
- NA No data available



Horse/Jockey Name	Prickly Poppy
Final Rank	14
Fastest Section Time (Section)	0:11.79 (1400m)
Top Speed [km/h] (Section)	62.7 (1400m)
Race State	Finished

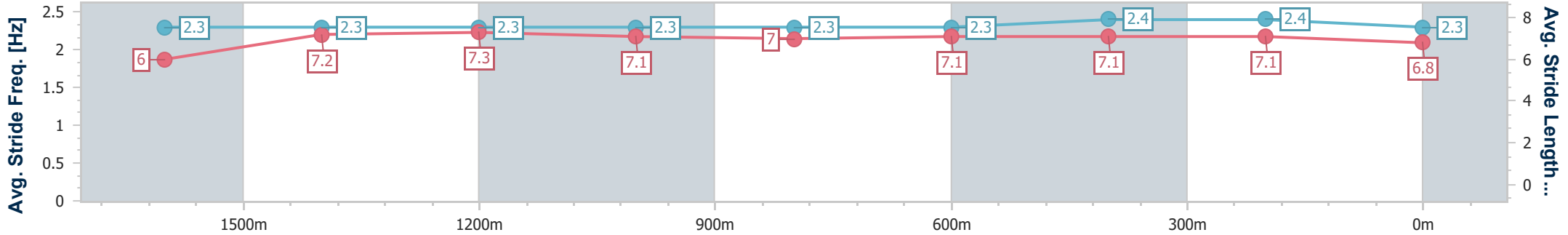
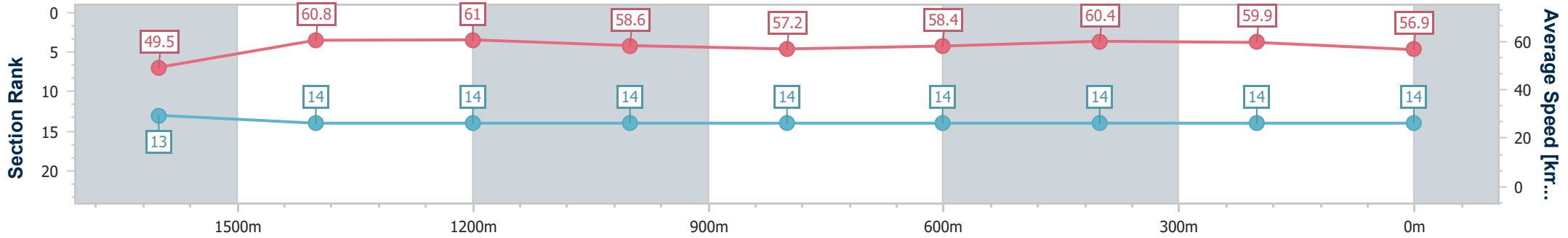


Eagle Farm QLD Professional
 Race 5: FRESH SELECTIONS GREEN THUMBS BENCHMARK
 68 Handicap - 1805m
 20 April 2024 - 13:59
 Track Rating: Soft 5, Weather: Fine, Rail Position: +1m Entire



BRISBANE
RACING CLUB

Section	Overall	1600m	1400m	1200m	1000m	800m	600m	400m	200m
Section Times	1:52.91 [14] (0:15.10)	1:37.81 [13] (0:11.90)	1:25.91 [14] (0:11.79)	1:14.12 [14] (0:12.32)	1:01.80 [14] (0:12.69)	0:49.11 [14] (0:12.40)	0:36.71 [14] (0:11.98)	0:24.73 [14] (0:12.04)	0:12.69 [14] (0:12.69)
Average Speed [km/h]	49.5	60.8	61.0	58.6	57.2	58.4	60.4	59.9	56.9
Top Speed [km/h]	61.1	62.0	62.7	59.2	60.5	60.4	61.2	61.3	58.8
Avg. Dist. to Rail [m]	5.6	1.1	0.6	1.1	1.9	1.4	1.5	4.6	4.9
Avg. Stride Freq. [Hz]	2.3	2.3	2.3	2.3	2.3	2.3	2.4	2.4	2.3
Avg. Stride Length [m]	6.0	7.2	7.3	7.1	7.0	7.1	7.1	7.1	6.8



- [] Ranking at each section and finish
- .-.- No data available at this section
- NA No data available



Eagle Farm QLD Professional

Race 6: HEART OF THE COMMUNITY Class 6 Plate - 1400m

20 April 2024 - 14:35



BRISBANE
RACING CLUB

Track Rating: Soft 5, Weather: Fine, Rail Position: +1m Entire

Section												Last 600m	
Field Times												0:36.69	
	Overall	1200m	1000m	800m	600m	400m							
	1:23.47 (0:13.38)	1:10.09 (0:10.47)	0:59.62 (0:11.14)	0:48.48 (0:11.79)	0:36.69 (0:12.01)	0:24.68 (0:11.90)							
Rank	TAB	Horse/Jockey	Barrier	Top Speed [km/h]	Fastest Section							Distance Travelled [m]	
1	11	TOJAKI Robbie Dolan	11	68.1 1200m	0:10.73 1200m	1:23.47 [1] (0:13.96)	1:09.51 [7] (0:10.73)	0:58.78 [7] (0:11.25)	0:47.53 [7] (0:11.53)	0:36.00 [6] (0:11.61)	0:24.39 [4] (0:11.68)	0:36.00	
2	1	ANG POW Boris Thornton	1	70.1 Overall	0:10.70 1200m	1:24.06 [2] (0:13.38)	1:10.68 [1] (0:10.70)	0:59.98 [3] (0:11.30)	0:48.68 [3] (0:11.66)	0:37.02 [3] (0:11.75)	0:25.27 [1] (0:11.90)	0:37.02	+1
3	6	STAR OF CHAOS James Orman	6	70.1 1200m	0:10.54 1200m	1:24.07 [3] (0:13.39)	1:10.68 [2] (0:10.54)	1:00.14 [2] (0:11.25)	0:48.89 [2] (0:11.62)	0:37.27 [2] (0:12.04)	0:25.23 [3] (0:11.98)	0:37.27	+2
4	12	TICK TOCK QUEEN Damien Thornton	12	69.9 1200m	0:10.56 1200m	1:24.26 [4] (0:13.71)	1:10.55 [6] (0:10.56)	0:59.99 [5] (0:11.38)	0:48.61 [5] (0:11.71)	0:36.90 [4] (0:11.80)	0:25.10 [5] (0:11.86)	0:36.90	+6
5	10	OUTLAWED Bailey Wheeler	10	68.6 1200m	0:10.81 1200m	1:24.26 [5] (0:13.66)	1:10.60 [5] (0:10.81)	0:59.79 [6] (0:11.41)	0:48.38 [6] (0:11.65)	0:36.73 [7] (0:11.64)	0:25.09 [6] (0:11.83)	0:36.73	-6
6	2	BEAN FOGGY Michael Cahill	2	68.1 1200m	0:10.79 1200m	1:24.27 [6] (0:14.06)	1:10.21 [8] (0:10.79)	0:59.42 [9] (0:11.33)	0:48.09 [8] (0:11.51)	0:36.58 [8] (0:11.66)	0:24.92 [7] (0:11.96)	0:36.58	-2
7	7	SELLING SUNSET Casey Waddell	7	68.5 1200m	0:10.72 1200m	1:25.89 [7] (0:14.09)	1:11.80 [9] (0:10.72)	1:01.08 [8] (0:11.39)	0:49.69 [9] (0:11.60)	0:38.09 [9] (0:11.90)	0:26.19 [8] (0:12.27)	0:38.09	+1
8	3	HE'S HEAVEN Kirk Matheson	3	71.6 1200m	0:10.40 1200m	1:26.16 [8] (0:13.45)	1:12.71 [3] (0:10.40)	1:02.31 [1] (0:11.14)	0:51.17 [1] (0:11.79)	0:39.38 [1] (0:12.01)	0:27.37 [2] (0:12.72)	0:39.38	-4
9	13	SHE MINE Samantha Collett	13	68.6 Overall	0:10.79 1200m	1:29.91 [9] (0:13.45)	1:16.46 [4] (0:10.79)	1:05.67 [4] (0:11.19)	0:54.48 [4] (0:11.99)	0:42.49 [5] (0:12.64)	0:29.85 [9] (0:13.63)	0:42.49	-8

Scratched: Dark Harmony (#8), Start Strutting (#4), Starry Eyes (#9), Powerful Peg (#5)

[] Ranking at each section and finish
 -:-:- No data available at this section
 NA No data available

SCN Saddle cloth number
 DNF Did not finish
 DNT Did not track



Eagle Farm QLD Professional

Race 6: HEART OF THE COMMUNITY Class 6 Plate - 1400m

20 April 2024 - 14:35



BRISBANE
RACING CLUB

Track Rating: Soft 5, Weather: Fine, Rail Position: +1m Entire

Section							200m			Last 600m
Field Times							0:12.78 (0:12.78)			0:36.69
Rank	TAB	Horse/Jockey	Barrier	Top Speed [km/h]	Fastest Section	Margin			Distance Travelled [m]	
1	11	TOJAKI Robbie Dolan	11	68.1 1200m	0:10.73 1200m	0:12.71 [2] (0:12.71)	1:23.47			0:36.00
2	1	ANG POW Boris Thornton	1	70.1 Overall	0:10.70 1200m	0:13.37 [1] (0:13.37)	3.46L			0:37.02 +1
3	6	STAR OF CHAOS James Orman	6	70.1 1200m	0:10.54 1200m	0:13.25 [3] (0:13.25)	3.53L			0:37.27 +2
4	12	TICK TOCK QUEEN Damien Thornton	12	69.9 1200m	0:10.56 1200m	0:13.24 [5] (0:13.24)	4.64L			0:36.90 +6
5	10	OUTLAWED Bailey Wheeler	10	68.6 1200m	0:10.81 1200m	0:13.26 [4] (0:13.26)	4.66L			0:36.73 -6
6	2	BEAN FOGGY Michael Cahill	2	68.1 1200m	0:10.79 1200m	0:12.96 [6] (0:12.96)	4.71L			0:36.58 -2
7	7	SELLING SUNSET Casey Waddell	7	68.5 1200m	0:10.72 1200m	0:13.92 [8] (0:13.92)	14.26L			0:38.09 +1
8	3	HE'S HEAVEN Kirk Matheson	3	71.6 1200m	0:10.40 1200m	0:14.65 [7] (0:14.65)	15.8L			0:39.38 -4
9	13	SHE MINE Samantha Collett	13	68.6 Overall	0:10.79 1200m	0:16.22 [9] (0:16.22)	37.89L			0:42.49 -8

Scratched: Dark Harmony (#8), Start Strutting (#4), Starry Eyes (#9), Powerful Peg (#5)



Horse/Jockey Name	Tojaki
Final Rank	1
Fastest Section Time (Section)	0:10.73 (1200m)
Top Speed [km/h] (Section)	68.1 (1200m)
Race State	Finished

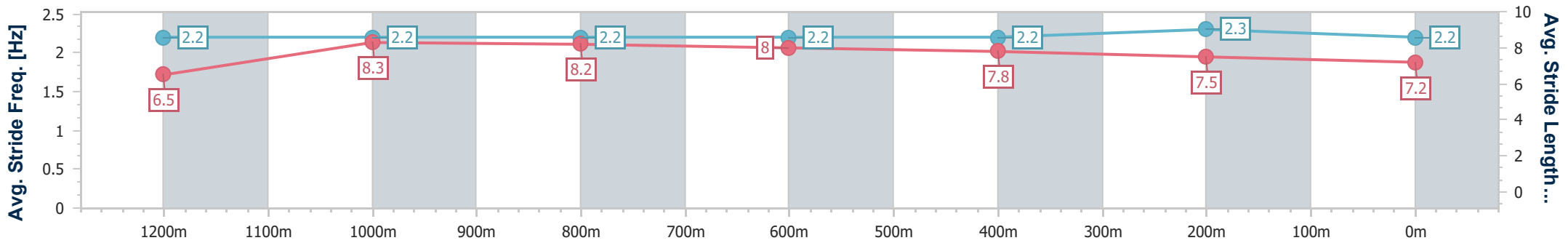
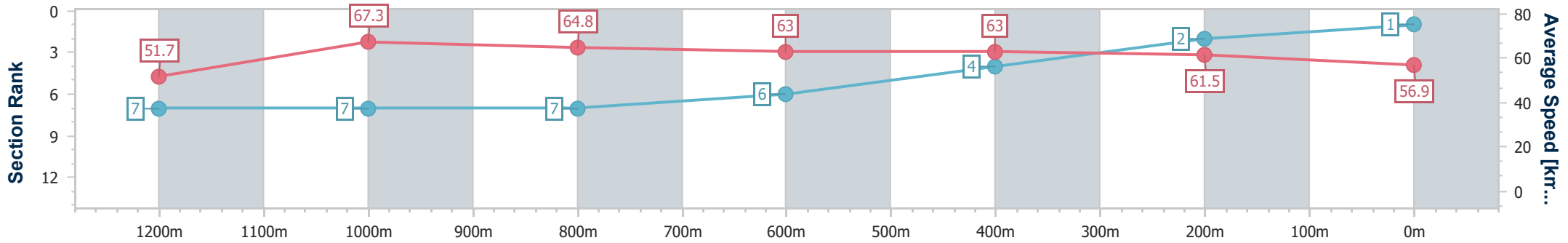


Eagle Farm QLD Professional
 Race 6: HEART OF THE COMMUNITY Class 6 Plate - 1400m
 20 April 2024 - 14:35
 Track Rating: Soft 5, Weather: Fine, Rail Position: +1m Entire



BRISBANE
RACING CLUB

Section	Overall	1200m	1000m	800m	600m	400m	200m
Section Times	1:23.47 [1] (0:13.96)	1:09.51 [7] (0:10.73)	0:58.78 [7] (0:11.25)	0:47.53 [7] (0:11.53)	0:36.00 [6] (0:11.61)	0:24.39 [4] (0:11.68)	0:12.71 [2] (0:12.71)
Average Speed [km/h]	51.7	67.3	64.8	63.0	63.0	61.5	56.9
Top Speed [km/h]	66.1	68.1	66.3	64.1	64.3	63.1	59.5
Avg. Dist. to Rail [m]	3.7	4.1	2.3	1.3	3.7	9.7	9.3
Avg. Stride Freq. [Hz]	2.2	2.2	2.2	2.2	2.2	2.3	2.2
Avg. Stride Length [m]	6.5	8.3	8.2	8.0	7.8	7.5	7.2



- [] Ranking at each section and finish
- .-.- No data available at this section
- NA No data available



Horse/Jockey Name	Ang Pow
Final Rank	2
Fastest Section Time (Section)	0:10.70 (1200m)
Top Speed [km/h] (Section)	70.1 (Overall)
Race State	Finished

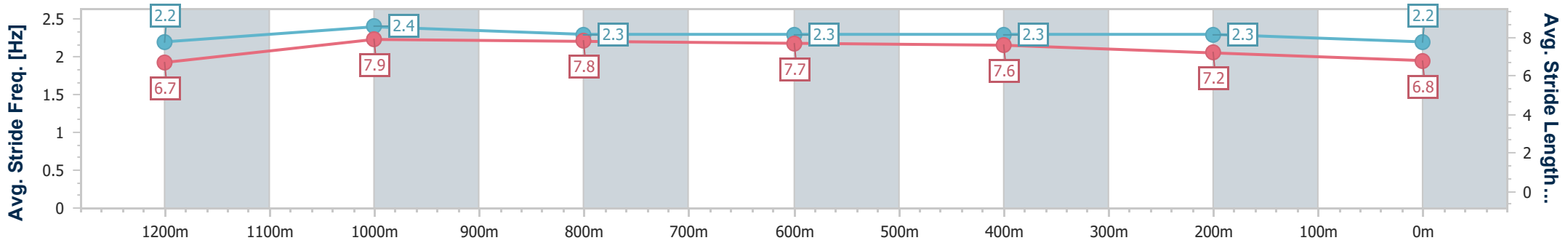
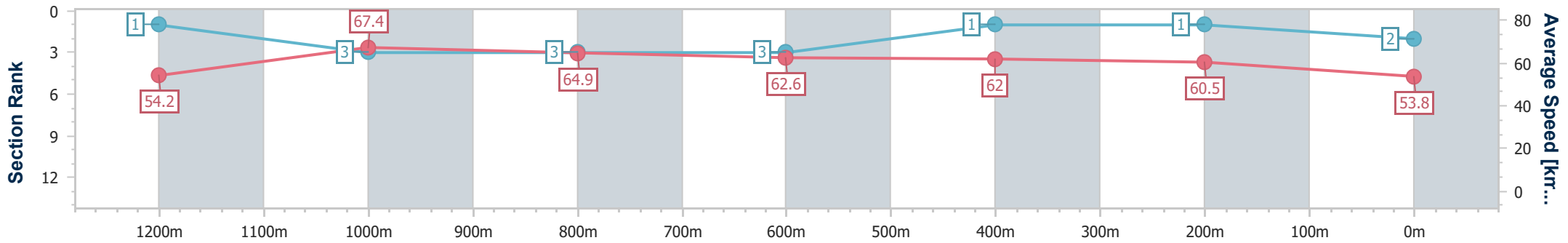


Eagle Farm QLD Professional
 Race 6: HEART OF THE COMMUNITY Class 6 Plate - 1400m
 20 April 2024 - 14:35
 Track Rating: Soft 5, Weather: Fine, Rail Position: +1m Entire



BRISBANE
RACING CLUB

Section	Overall	1200m	1000m	800m	600m	400m	200m
Section Times	1:24.06 [2] (0:13.38)	1:10.68 [1] (0:10.70)	0:59.98 [3] (0:11.30)	0:48.68 [3] (0:11.66)	0:37.02 [3] (0:11.75)	0:25.27 [1] (0:11.90)	0:13.37 [1] (0:13.37)
Average Speed [km/h]	54.2	67.4	64.9	62.6	62.0	60.5	53.8
Top Speed [km/h]	70.1	69.2	66.1	64.6	63.2	63.2	57.7
Avg. Dist. to Rail [m]	6.8	3.9	3.8	2.8	2.5	8.4	8.0
Avg. Stride Freq. [Hz]	2.2	2.4	2.3	2.3	2.3	2.3	2.2
Avg. Stride Length [m]	6.7	7.9	7.8	7.7	7.6	7.2	6.8



- [] Ranking at each section and finish
- .-.- No data available at this section
- NA No data available



Horse/Jockey Name	Star Of Chaos
Final Rank	3
Fastest Section Time (Section)	0:10.54 (1200m)
Top Speed [km/h] (Section)	70.1 (1200m)
Race State	Finished

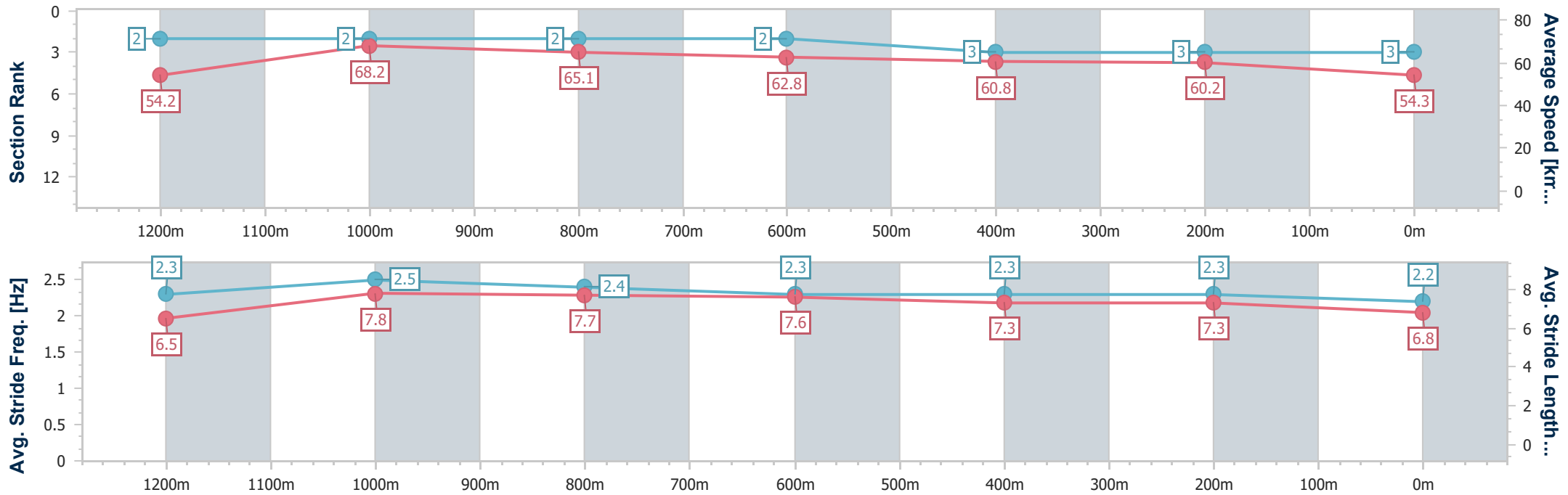


Eagle Farm QLD Professional
 Race 6: HEART OF THE COMMUNITY Class 6 Plate - 1400m
 20 April 2024 - 14:35
 Track Rating: Soft 5, Weather: Fine, Rail Position: +1m Entire



BRISBANE
 RACING CLUB

Section	Overall	1200m	1000m	800m	600m	400m	200m
Section Times	1:24.07 [3] (0:13.39)	1:10.68 [2] (0:10.54)	1:00.14 [2] (0:11.25)	0:48.89 [2] (0:11.62)	0:37.27 [2] (0:12.04)	0:25.23 [3] (0:11.98)	0:13.25 [3] (0:13.25)
Average Speed [km/h]	54.2	68.2	65.1	62.8	60.8	60.2	54.3
Top Speed [km/h]	69.9	70.1	65.9	65.2	61.9	62.2	57.5
Avg. Dist. to Rail [m]	7.8	5.1	3.0	2.9	3.9	7.9	7.2
Avg. Stride Freq. [Hz]	2.3	2.5	2.4	2.3	2.3	2.3	2.2
Avg. Stride Length [m]	6.5	7.8	7.7	7.6	7.3	7.3	6.8



- [] Ranking at each section and finish
- .-.- No data available at this section
- NA No data available



Horse/Jockey Name	Tick Tock Queen
Final Rank	4
Fastest Section Time (Section)	0:10.56 (1200m)
Top Speed [km/h] (Section)	69.9 (1200m)
Race State	Finished

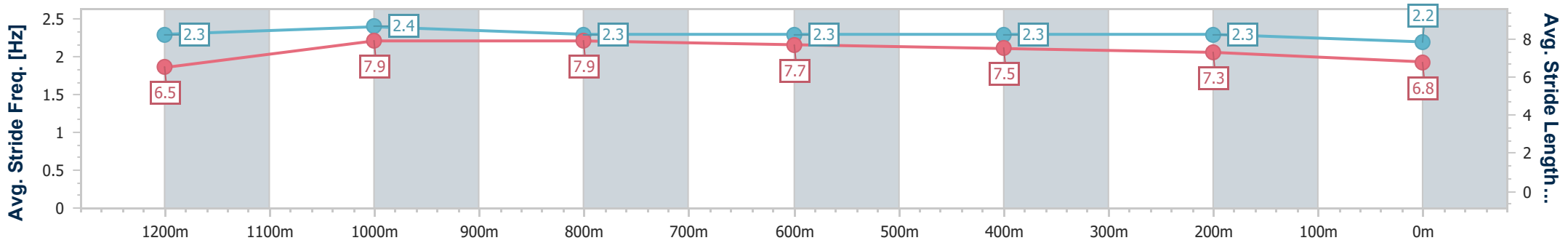
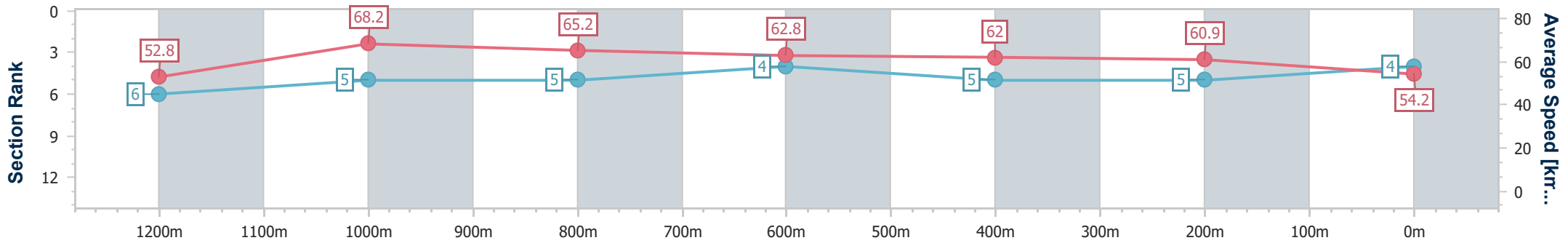


Eagle Farm QLD Professional
 Race 6: HEART OF THE COMMUNITY Class 6 Plate - 1400m
 20 April 2024 - 14:35
 Track Rating: Soft 5, Weather: Fine, Rail Position: +1m Entire



BRISBANE
 RACING CLUB

Section	Overall	1200m	1000m	800m	600m	400m	200m
Section Times	1:24.26 [4] (0:13.71)	1:10.55 [6] (0:10.56)	0:59.99 [5] (0:11.38)	0:48.61 [5] (0:11.71)	0:36.90 [4] (0:11.80)	0:25.10 [5] (0:11.86)	0:13.24 [5] (0:13.24)
Average Speed [km/h]	52.8	68.2	65.2	62.8	62.0	60.9	54.2
Top Speed [km/h]	68.1	69.9	66.5	64.7	63.3	63.4	57.4
Avg. Dist. to Rail [m]	3.1	4.7	4.7	5.0	4.0	8.6	9.7
Avg. Stride Freq. [Hz]	2.3	2.4	2.3	2.3	2.3	2.3	2.2
Avg. Stride Length [m]	6.5	7.9	7.9	7.7	7.5	7.3	6.8



- [] Ranking at each section and finish
- .-.- No data available at this section
- NA No data available



Horse/Jockey Name	Outlawed
Final Rank	5
Fastest Section Time (Section)	0:10.81 (1200m)
Top Speed [km/h] (Section)	68.6 (1200m)
Race State	Finished

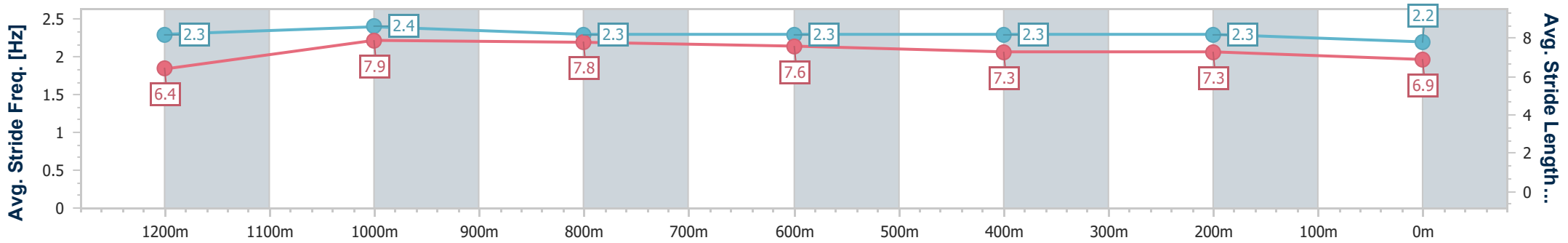
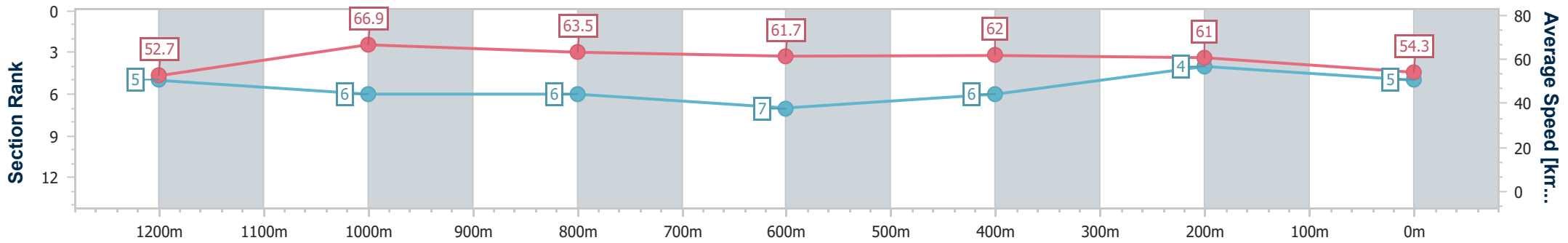


Eagle Farm QLD Professional
 Race 6: HEART OF THE COMMUNITY Class 6 Plate - 1400m
 20 April 2024 - 14:35
 Track Rating: Soft 5, Weather: Fine, Rail Position: +1m Entire



BRISBANE
 RACING CLUB

Section	Overall	1200m	1000m	800m	600m	400m	200m
Section Times	1:24.26 [5] (0:13.66)	1:10.60 [5] (0:10.81)	0:59.79 [6] (0:11.41)	0:48.38 [6] (0:11.65)	0:36.73 [7] (0:11.64)	0:25.09 [6] (0:11.83)	0:13.26 [4] (0:13.26)
Average Speed [km/h]	52.7	66.9	63.5	61.7	62.0	61.0	54.3
Top Speed [km/h]	67.7	68.6	64.4	63.9	62.9	62.7	58.2
Avg. Dist. to Rail [m]	2.2	3.0	1.2	0.4	1.1	7.1	7.7
Avg. Stride Freq. [Hz]	2.3	2.4	2.3	2.3	2.3	2.3	2.2
Avg. Stride Length [m]	6.4	7.9	7.8	7.6	7.3	7.3	6.9



- [] Ranking at each section and finish
- .-.- No data available at this section
- NA No data available



Horse/Jockey Name	Bean Foggy
Final Rank	6
Fastest Section Time (Section)	0:10.79 (1200m)
Top Speed [km/h] (Section)	68.1 (1200m)
Race State	Finished

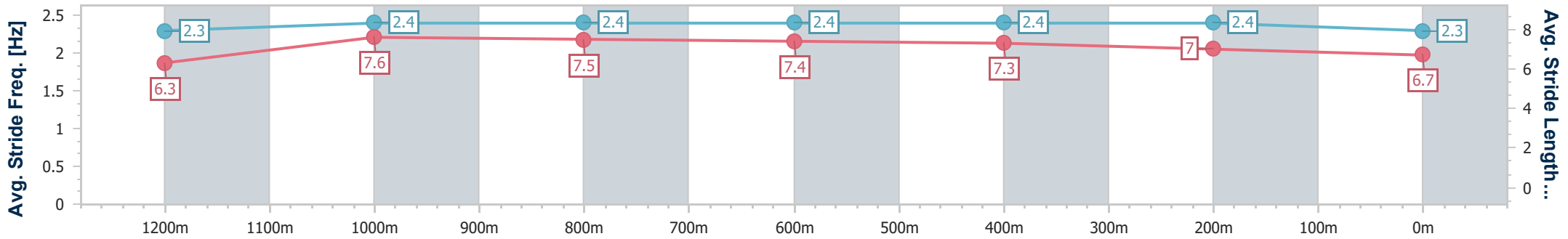
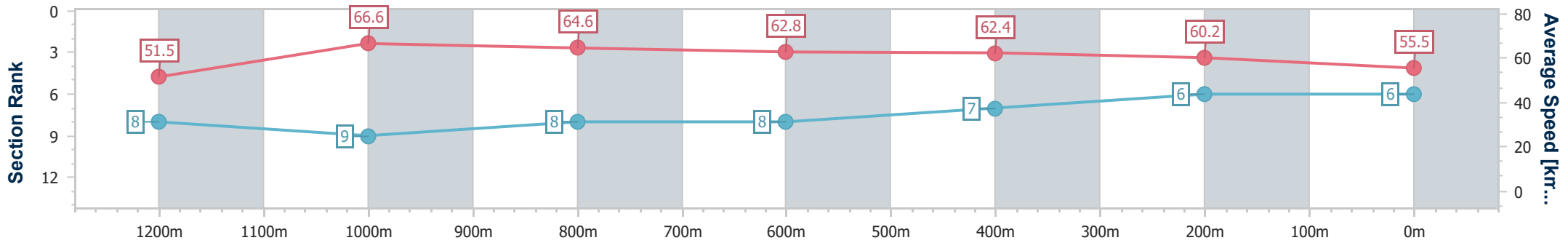


Eagle Farm QLD Professional
 Race 6: HEART OF THE COMMUNITY Class 6 Plate - 1400m
 20 April 2024 - 14:35
 Track Rating: Soft 5, Weather: Fine, Rail Position: +1m Entire



BRISBANE
 RACING CLUB

Section	Overall	1200m	1000m	800m	600m	400m	200m
Section Times	1:24.27 [6] (0:14.06)	1:10.21 [8] (0:10.79)	0:59.42 [9] (0:11.33)	0:48.09 [8] (0:11.51)	0:36.58 [8] (0:11.66)	0:24.92 [7] (0:11.96)	0:12.96 [6] (0:12.96)
Average Speed [km/h]	51.5	66.6	64.6	62.8	62.4	60.2	55.5
Top Speed [km/h]	65.1	68.1	66.2	64.7	63.6	62.4	57.6
Avg. Dist. to Rail [m]	6.3	4.5	2.6	1.5	1.5	3.4	3.6
Avg. Stride Freq. [Hz]	2.3	2.4	2.4	2.4	2.4	2.4	2.3
Avg. Stride Length [m]	6.3	7.6	7.5	7.4	7.3	7.0	6.7



- [] Ranking at each section and finish
- .-.- No data available at this section
- NA No data available



Horse/Jockey Name	Selling Sunset
Final Rank	7
Fastest Section Time (Section)	0:10.72 (1200m)
Top Speed [km/h] (Section)	68.5 (1200m)
Race State	Finished

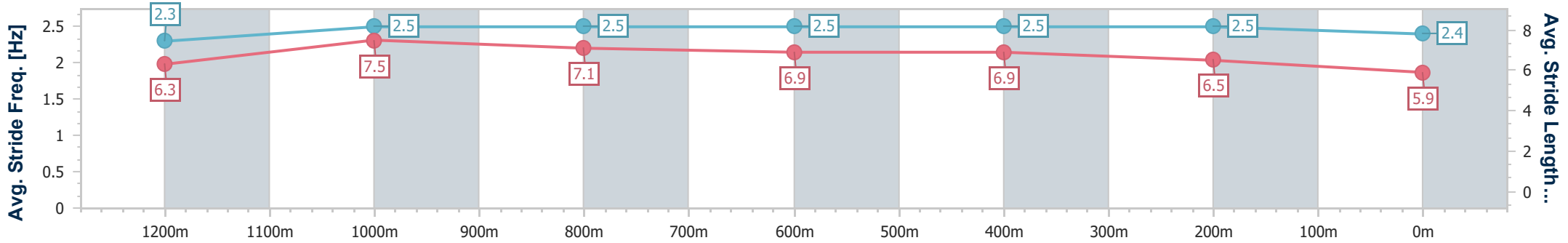
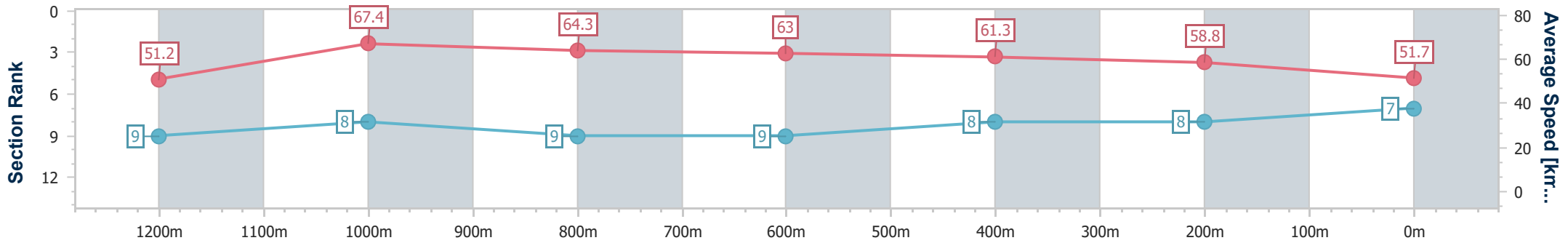


Eagle Farm QLD Professional
 Race 6: HEART OF THE COMMUNITY Class 6 Plate - 1400m
 20 April 2024 - 14:35
 Track Rating: Soft 5, Weather: Fine, Rail Position: +1m Entire



BRISBANE
RACING CLUB

Section	Overall	1200m	1000m	800m	600m	400m	200m
Section Times	1:25.89 [7] (0:14.09)	1:11.80 [9] (0:10.72)	1:01.08 [8] (0:11.39)	0:49.69 [9] (0:11.60)	0:38.09 [9] (0:11.90)	0:26.19 [8] (0:12.27)	0:13.92 [8] (0:13.92)
Average Speed [km/h]	51.2	67.4	64.3	63.0	61.3	58.8	51.7
Top Speed [km/h]	68.0	68.5	66.0	64.4	62.8	61.5	55.5
Avg. Dist. to Rail [m]	3.4	4.2	4.0	2.9	2.7	4.9	3.6
Avg. Stride Freq. [Hz]	2.3	2.5	2.5	2.5	2.5	2.5	2.4
Avg. Stride Length [m]	6.3	7.5	7.1	6.9	6.9	6.5	5.9



- [] Ranking at each section and finish
- .-.- No data available at this section
- NA No data available



Horse/Jockey Name	He's Heaven
Final Rank	8
Fastest Section Time (Section)	0:10.40 (1200m)
Top Speed [km/h] (Section)	71.6 (1200m)
Race State	Finished

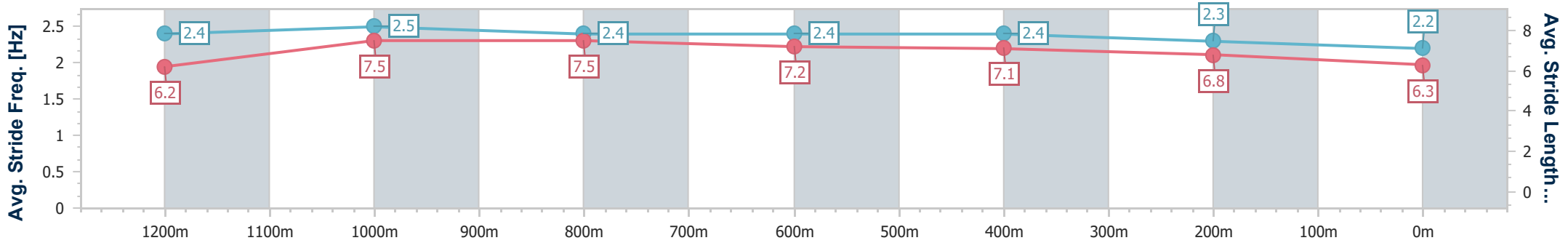
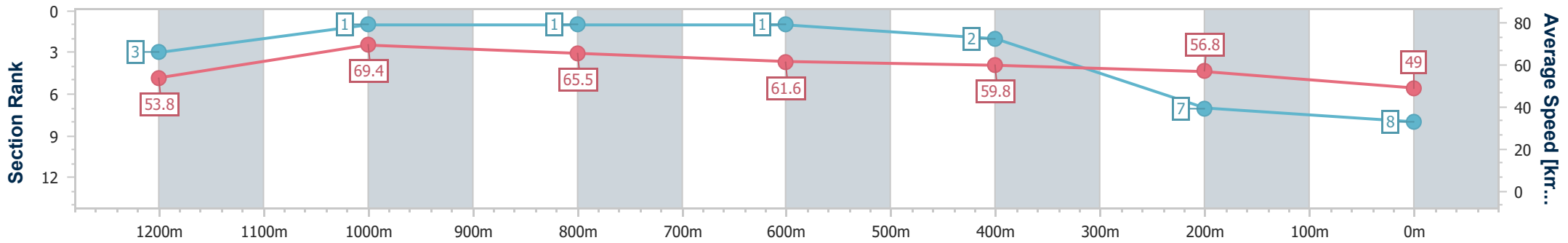


Eagle Farm QLD Professional
 Race 6: HEART OF THE COMMUNITY Class 6 Plate - 1400m
 20 April 2024 - 14:35
 Track Rating: Soft 5, Weather: Fine, Rail Position: +1m Entire



BRISBANE
 RACING CLUB

Section	Overall	1200m	1000m	800m	600m	400m	200m
Section Times	1:26.16 [8] (0:13.45)	1:12.71 [3] (0:10.40)	1:02.31 [1] (0:11.14)	0:51.17 [1] (0:11.79)	0:39.38 [1] (0:12.01)	0:27.37 [2] (0:12.72)	0:14.65 [7] (0:14.65)
Average Speed [km/h]	53.8	69.4	65.5	61.6	59.8	56.8	49.0
Top Speed [km/h]	69.0	71.6	67.7	63.8	61.5	60.0	53.2
Avg. Dist. to Rail [m]	1.7	3.4	2.6	2.2	0.7	4.4	6.9
Avg. Stride Freq. [Hz]	2.4	2.5	2.4	2.4	2.4	2.3	2.2
Avg. Stride Length [m]	6.2	7.5	7.5	7.2	7.1	6.8	6.3



- [] Ranking at each section and finish
- .-.- No data available at this section
- NA No data available



Horse/Jockey Name	She Mine
Final Rank	9
Fastest Section Time (Section)	0:10.79 (1200m)
Top Speed [km/h] (Section)	68.6 (Overall)
Race State	Finished

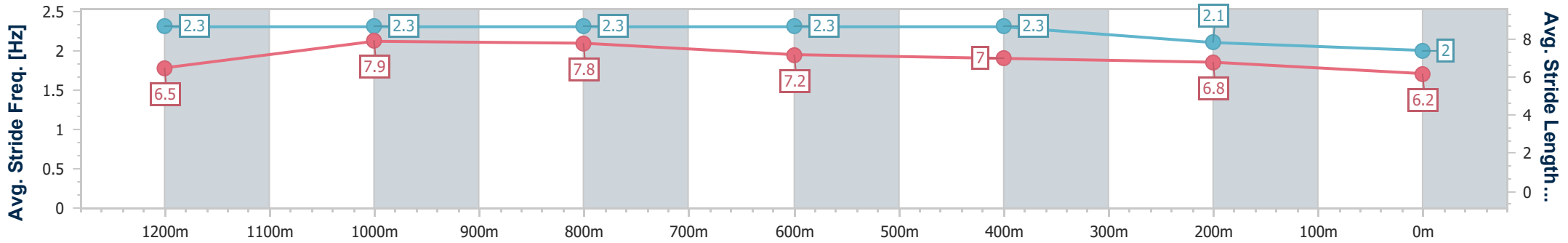
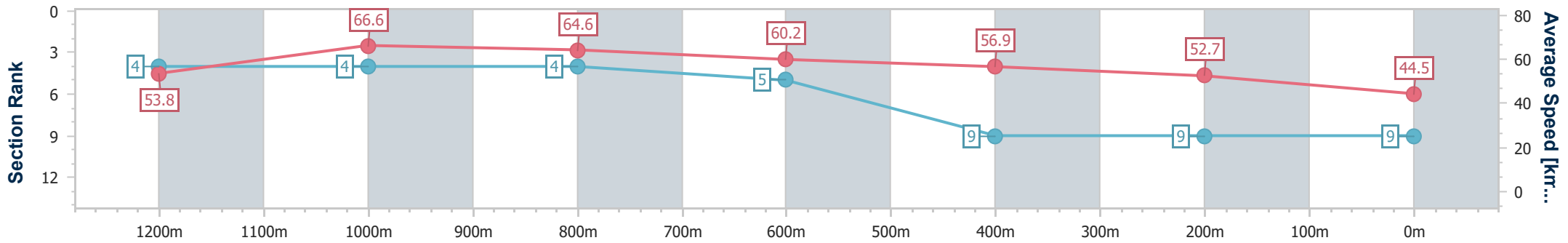


Eagle Farm QLD Professional
 Race 6: HEART OF THE COMMUNITY Class 6 Plate - 1400m
 20 April 2024 - 14:35
 Track Rating: Soft 5, Weather: Fine, Rail Position: +1m Entire



BRISBANE
RACING CLUB

Section	Overall	1200m	1000m	800m	600m	400m	200m
Section Times	1:29.91 [9] (0:13.45)	1:16.46 [4] (0:10.79)	1:05.67 [4] (0:11.19)	0:54.48 [4] (0:11.99)	0:42.49 [5] (0:12.64)	0:29.85 [9] (0:13.63)	0:16.22 [9] (0:16.22)
Average Speed [km/h]	53.8	66.6	64.6	60.2	56.9	52.7	44.5
Top Speed [km/h]	68.6	68.4	65.3	63.1	58.3	55.7	49.2
Avg. Dist. to Rail [m]	4.0	1.8	0.4	1.0	0.8	1.1	1.3
Avg. Stride Freq. [Hz]	2.3	2.3	2.3	2.3	2.3	2.1	2.0
Avg. Stride Length [m]	6.5	7.9	7.8	7.2	7.0	6.8	6.2



- [] Ranking at each section and finish
- .-.- No data available at this section
- NA No data available



Eagle Farm QLD Professional

Race 7: COMMUNITY CO BENCHMARK 88 Handicap - 1200m

20 April 2024 - 15:13



BRISBANE
RACING CLUB

Track Rating: Soft 5, Weather: Fine, Rail Position: +1m Entire

Section												Last 600m		
Field Times		Overall	1000m	800m	600m	400m	200m						0:34.58	
		1:10.32 (0:13.13)	0:57.19 (0:11.20)	0:45.99 (0:11.41)	0:34.58 (0:11.43)	0:23.15 (0:11.15)	0:12.00 (0:12.00)							
Rank	TAB	Horse/Jockey	Barrier	Top Speed [km/h]	Fastest Section							Margin	Distance Travelled [m]	
1	4	MILLANE James Orman	4	68.4 400m	0:10.75 400m	1:10.32 [1] (0:14.02)	0:56.30 [9] (0:11.21)	0:45.09 [8] (0:11.34)	0:33.75 [8] (0:11.24)	0:22.51 [8] (0:10.75)	0:11.76 [2] (0:11.76)	1:10.32	0:33.75	
2	7	ROCKRIBBED Tahlia Fenlon	7	67.4 Overall	0:11.12 1000m	1:10.51 [2] (0:13.36)	0:57.15 [3] (0:11.12)	0:46.03 [2] (0:11.26)	0:34.77 [1] (0:11.43)	0:23.34 [1] (0:11.15)	0:12.19 [1] (0:12.19)	0.19L	0:34.77	-1
3	9	CRAZY TRAIN Robbie Dolan	9	67.7 800m	0:10.95 400m	1:10.65 [3] (0:13.82)	0:56.83 [6] (0:11.16)	0:45.67 [6] (0:11.38)	0:34.29 [7] (0:11.28)	0:23.01 [6] (0:10.95)	0:12.06 [3] (0:12.06)	0.14L	0:34.29	+0
4	11	XPRESSO Cejay Graham	11	68.1 1000m	0:11.00 1000m	1:11.19 [4] (0:13.52)	0:57.67 [5] (0:11.00)	0:46.67 [4] (0:11.58)	0:35.09 [5] (0:11.18)	0:23.91 [3] (0:11.36)	0:12.55 [4] (0:12.55)	0.54L	0:35.09	+1
5	1	SEA RAIDER Dan McGillivray	1	67.3 800m	0:11.17 600m	1:11.51 [5] (0:14.09)	0:57.42 [10] (0:11.46)	0:45.96 [10] (0:11.27)	0:34.69 [10] (0:11.17)	0:23.52 [10] (0:11.32)	0:12.20 [9] (0:12.20)	0.32L	0:34.69	+4
6	2	LOST IN TRANSIT Michael Rodd	2	70.7 Overall	0:11.20 1000m	1:11.73 [6] (0:13.13)	0:58.60 [1] (0:11.20)	0:47.40 [1] (0:11.45)	0:35.95 [2] (0:11.42)	0:24.53 [2] (0:11.52)	0:13.01 [5] (0:13.01)	0.22L	0:35.95	-2
7	13	MISHANI ROYALE Samantha Collett	13	66.8 1000m	0:11.27 1000m	1:11.75 [7] (0:13.22)	0:58.53 [2] (0:11.27)	0:47.26 [3] (0:11.54)	0:35.72 [3] (0:11.28)	0:24.44 [5] (0:11.49)	0:12.95 [6] (0:12.95)	0.02L	0:35.72	-3
8	8	RUSSIAN ALLIANCE Mark Du Plessis	8	66.6 600m	0:11.08 1000m	1:12.27 [8] (0:13.47)	0:58.80 [4] (0:11.08)	0:47.72 [5] (0:11.53)	0:36.19 [4] (0:11.21)	0:24.98 [4] (0:11.74)	0:13.24 [7] (0:13.24)	0.52L	0:36.19	-4
9	12	MAGNUS BELLAGIO Damien Thornton	12	66.3 1000m	0:11.13 1000m	1:12.34 [9] (0:13.85)	0:58.49 [7] (0:11.13)	0:47.36 [6] (0:11.26)	0:36.10 [6] (0:11.43)	0:24.67 [7] (0:11.53)	0:13.14 [8] (0:13.14)	0.07L	0:36.10	-5
10	5	RELEASE THE BEANS Martin Harley	5	66.4 1000m	0:11.27 1000m	1:12.45 [10] (0:13.98)	0:58.47 [8] (0:11.27)	0:47.20 [9] (0:11.38)	0:35.82 [9] (0:11.32)	0:24.50 [9] (0:11.58)	0:12.92 [10] (0:12.92)	0.11L	0:35.82	-3

Scratched: Mill Rossa (#6), Outlawed (#10), Ovidius (#3)

Report Created: Sat 20 April 2024 15:23 GMT+10 (Note: Timing is based on position data)

Page 1/11

[] Ranking at each section and finish
 -:-:- No data available at this section
 NA No data available

SCN Saddle cloth number
 DNF Did not finish
 DNT Did not track

data processed by TRIPLESDATA



Horse/Jockey Name	Millane
Final Rank	1
Fastest Section Time (Section)	0:10.75 (400m)
Top Speed [km/h] (Section)	68.4 (400m)
Race State	Finished

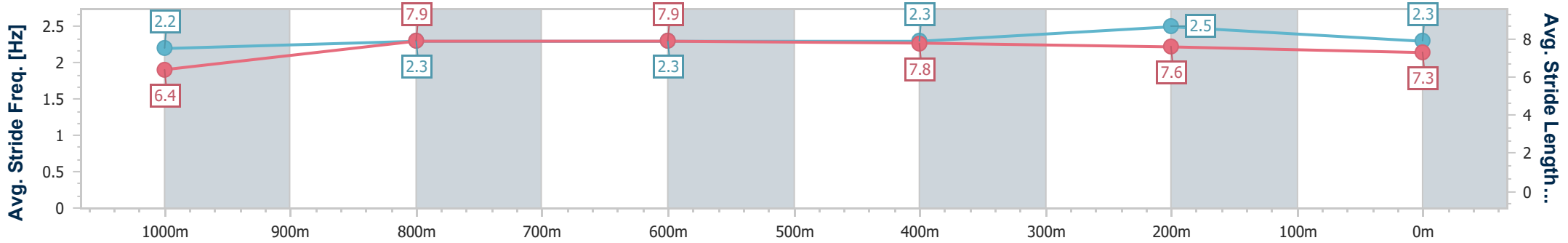
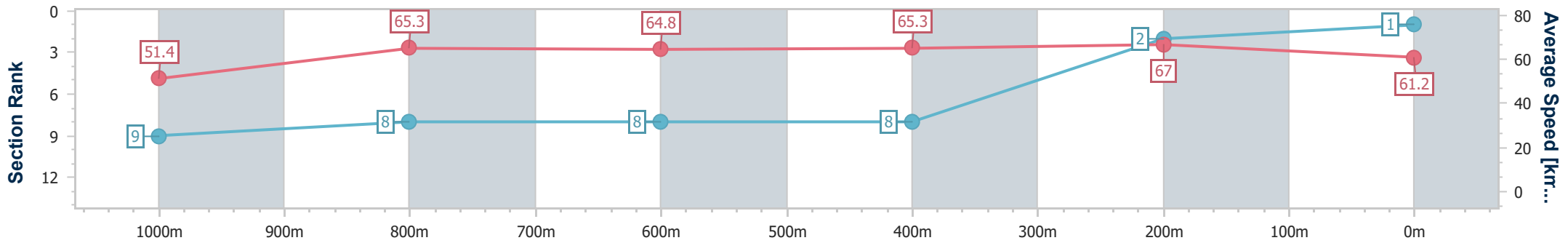


Eagle Farm QLD Professional
 Race 7: COMMUNITY CO BENCHMARK 88 Handicap - 1200m
 20 April 2024 - 15:13
 Track Rating: Soft 5, Weather: Fine, Rail Position: +1m Entire



BRISBANE
 RACING CLUB

Section	Overall	1000m	800m	600m	400m	200m
Section Times	1:10.32 [1] (0:14.02)	0:56.30 [9] (0:11.21)	0:45.09 [8] (0:11.34)	0:33.75 [8] (0:11.24)	0:22.51 [8] (0:10.75)	0:11.76 [2] (0:11.76)
Average Speed [km/h]	51.4	65.3	64.8	65.3	67.0	61.2
Top Speed [km/h]	64.2	67.4	66.6	66.9	68.4	66.1
Avg. Dist. to Rail [m]	5.2	3.5	4.1	4.1	8.1	8.9
Avg. Stride Freq. [Hz]	2.2	2.3	2.3	2.3	2.5	2.3
Avg. Stride Length [m]	6.4	7.9	7.9	7.8	7.6	7.3



- [] Ranking at each section and finish
- .-.- No data available at this section
- NA No data available



Horse/Jockey Name	Rockribbed
Final Rank	2
Fastest Section Time (Section)	0:11.12 (1000m)
Top Speed [km/h] (Section)	67.4 (Overall)
Race State	Finished

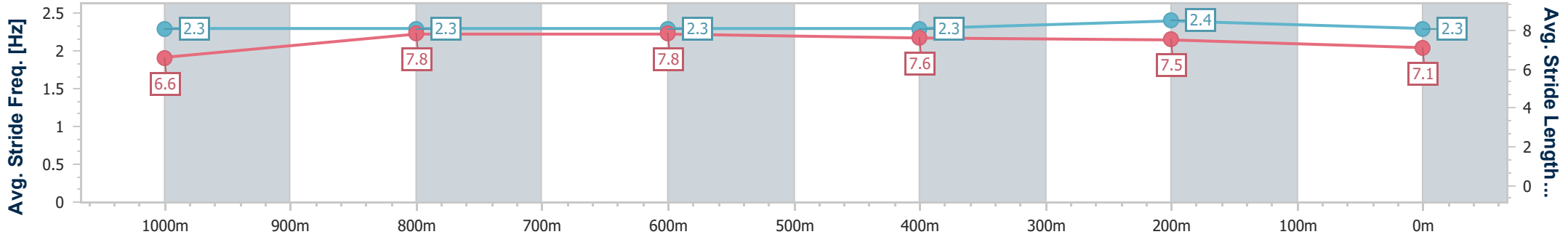
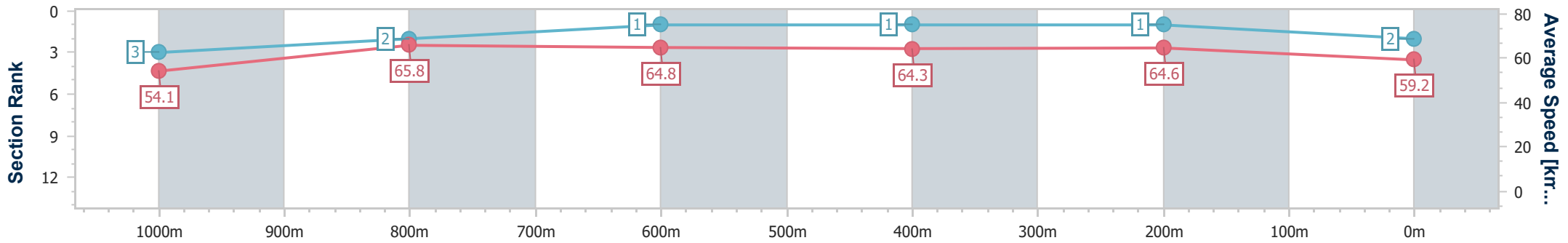


Eagle Farm QLD Professional
 Race 7: COMMUNITY CO BENCHMARK 88 Handicap - 1200m
 20 April 2024 - 15:13
 Track Rating: Soft 5, Weather: Fine, Rail Position: +1m Entire



BRISBANE
 RACING CLUB

Section	Overall	1000m	800m	600m	400m	200m
Section Times	1:10.51 [2] (0:13.36)	0:57.15 [3] (0:11.12)	0:46.03 [2] (0:11.26)	0:34.77 [1] (0:11.43)	0:23.34 [1] (0:11.15)	0:12.19 [1] (0:12.19)
Average Speed [km/h]	54.1	65.8	64.8	64.3	64.6	59.2
Top Speed [km/h]	67.4	67.2	65.5	65.1	66.4	62.1
Avg. Dist. to Rail [m]	5.9	2.8	3.3	4.2	8.2	9.6
Avg. Stride Freq. [Hz]	2.3	2.3	2.3	2.3	2.4	2.3
Avg. Stride Length [m]	6.6	7.8	7.8	7.6	7.5	7.1



- [] Ranking at each section and finish
- .-.- No data available at this section
- NA No data available



Horse/Jockey Name	Crazy Train
Final Rank	3
Fastest Section Time (Section)	0:10.95 (400m)
Top Speed [km/h] (Section)	67.7 (800m)
Race State	Finished

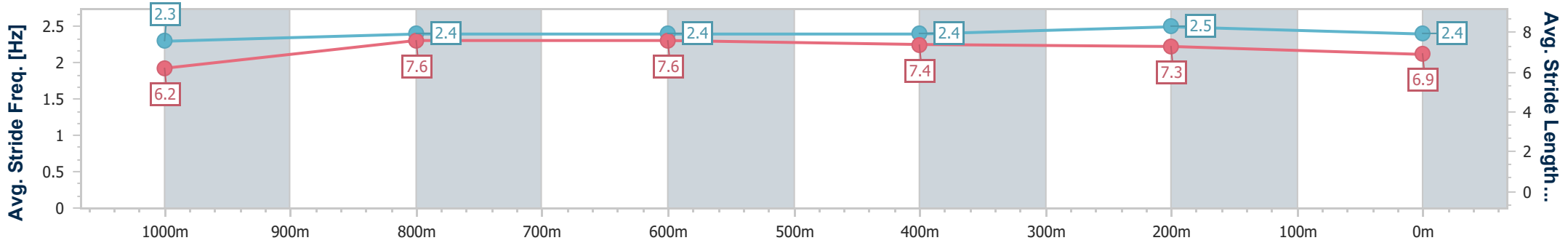
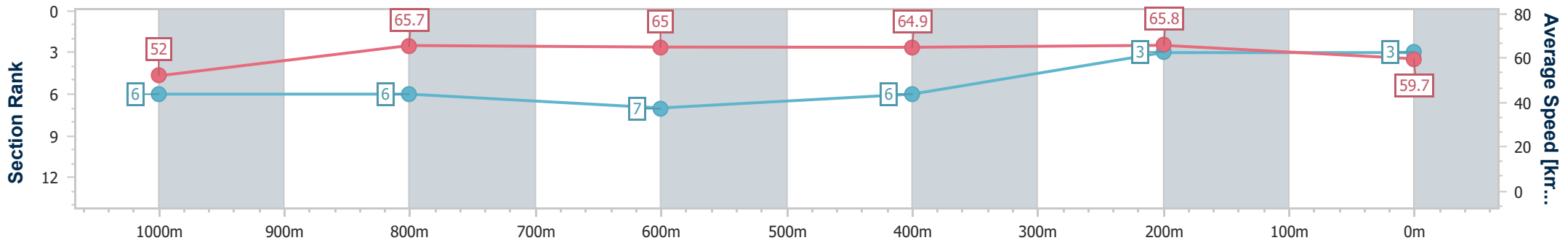


Eagle Farm QLD Professional
 Race 7: COMMUNITY CO BENCHMARK 88 Handicap - 1200m
 20 April 2024 - 15:13
 Track Rating: Soft 5, Weather: Fine, Rail Position: +1m Entire



BRISBANE
RACING CLUB

Section	Overall	1000m	800m	600m	400m	200m
Section Times	1:10.65 [3] (0:13.82)	0:56.83 [6] (0:11.16)	0:45.67 [6] (0:11.38)	0:34.29 [7] (0:11.28)	0:23.01 [6] (0:10.95)	0:12.06 [3] (0:12.06)
Average Speed [km/h]	52.0	65.7	65.0	64.9	65.8	59.7
Top Speed [km/h]	64.1	67.6	67.7	67.3	67.5	63.0
Avg. Dist. to Rail [m]	3.2	3.0	5.5	4.4	8.3	10.2
Avg. Stride Freq. [Hz]	2.3	2.4	2.4	2.4	2.5	2.4
Avg. Stride Length [m]	6.2	7.6	7.6	7.4	7.3	6.9



- [] Ranking at each section and finish
- .-.- No data available at this section
- NA No data available



Horse/Jockey Name	Xpresso
Final Rank	4
Fastest Section Time (Section)	0:11.00 (1000m)
Top Speed [km/h] (Section)	68.1 (1000m)
Race State	Finished

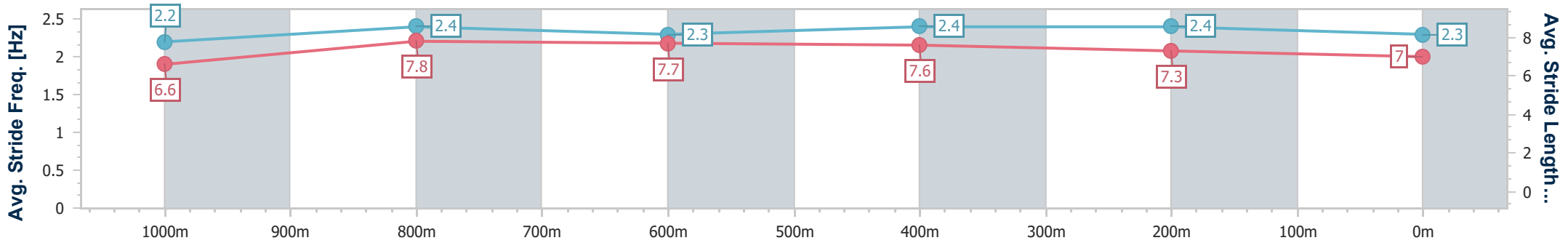
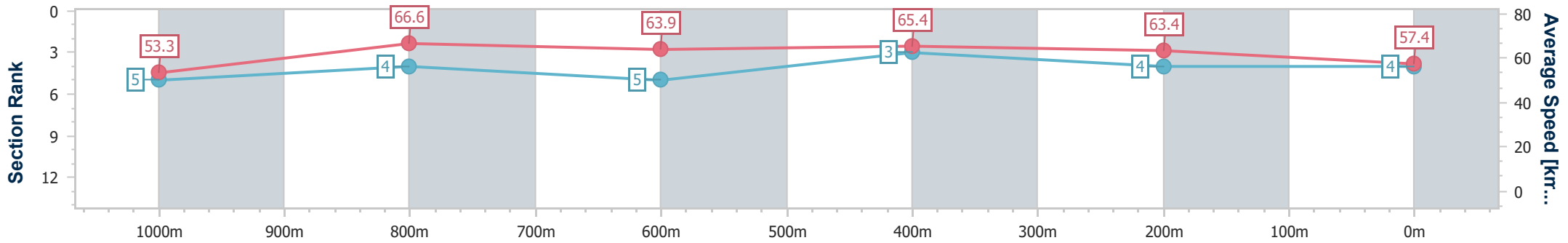


Eagle Farm QLD Professional
 Race 7: COMMUNITY CO BENCHMARK 88 Handicap - 1200m
 20 April 2024 - 15:13
 Track Rating: Soft 5, Weather: Fine, Rail Position: +1m Entire



BRISBANE
RACING CLUB

Section	Overall	1000m	800m	600m	400m	200m
Section Times	1:11.19 [4] (0:13.52)	0:57.67 [5] (0:11.00)	0:46.67 [4] (0:11.58)	0:35.09 [5] (0:11.18)	0:23.91 [3] (0:11.36)	0:12.55 [4]
Average Speed [km/h]	53.3	66.6	63.9	65.4	63.4	57.4
Top Speed [km/h]	65.3	68.1	65.6	66.7	65.0	61.1
Avg. Dist. to Rail [m]	4.1	3.1	5.6	3.6	8.0	7.3
Avg. Stride Freq. [Hz]	2.2	2.4	2.3	2.4	2.4	2.3
Avg. Stride Length [m]	6.6	7.8	7.7	7.6	7.3	7.0



- [] Ranking at each section and finish
- .-.- No data available at this section
- NA No data available



Horse/Jockey Name	Sea Raider
Final Rank	5
Fastest Section Time (Section)	0:11.17 (600m)
Top Speed [km/h] (Section)	67.3 (800m)
Race State	Finished

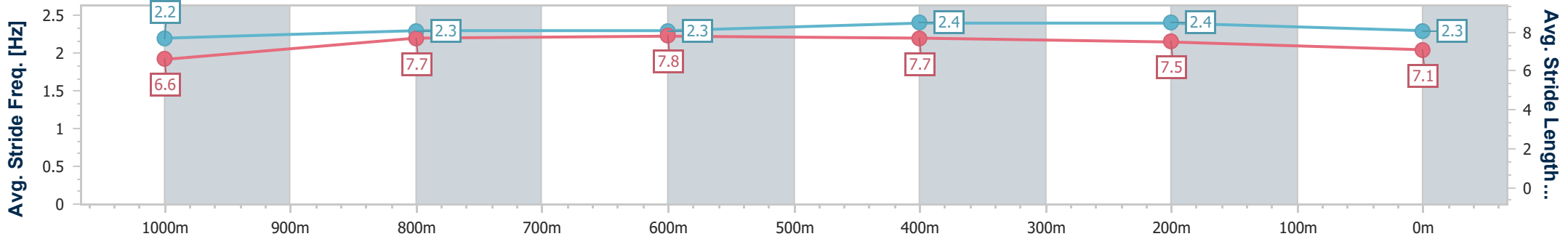
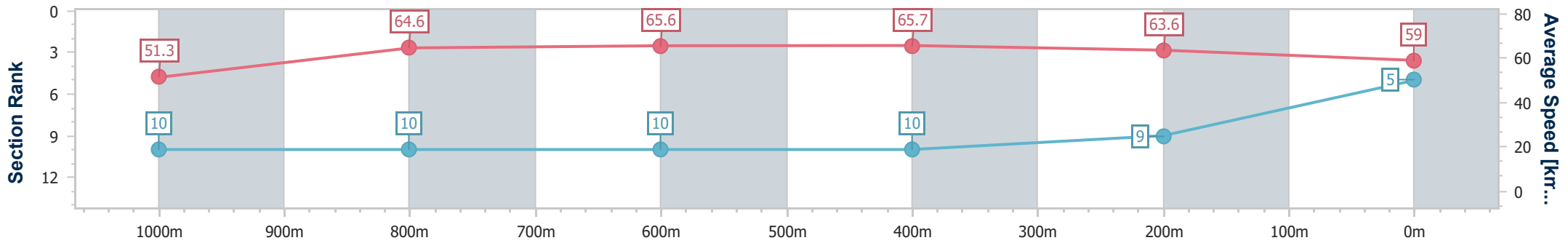


Eagle Farm QLD Professional
 Race 7: COMMUNITY CO BENCHMARK 88 Handicap - 1200m
 20 April 2024 - 15:13
 Track Rating: Soft 5, Weather: Fine, Rail Position: +1m Entire



BRISBANE
 RACING CLUB

Section	Overall	1000m	800m	600m	400m	200m
Section Times	1:11.51 [5] (0:14.09)	0:57.42 [10] (0:11.46)	0:45.96 [10] (0:11.27)	0:34.69 [10] (0:11.17)	0:23.52 [10] (0:11.32)	0:12.20 [9]
Average Speed [km/h]	51.3	64.6	65.6	65.7	63.6	59.0
Top Speed [km/h]	64.6	66.0	67.3	66.5	65.9	61.1
Avg. Dist. to Rail [m]	7.1	5.0	6.2	4.4	8.4	4.6
Avg. Stride Freq. [Hz]	2.2	2.3	2.3	2.4	2.4	2.3
Avg. Stride Length [m]	6.6	7.7	7.8	7.7	7.5	7.1



- [] Ranking at each section and finish
- .-.- No data available at this section
- NA No data available



Horse/Jockey Name	Lost In Transit
Final Rank	6
Fastest Section Time (Section)	0:11.20 (1000m)
Top Speed [km/h] (Section)	70.7 (Overall)
Race State	Finished

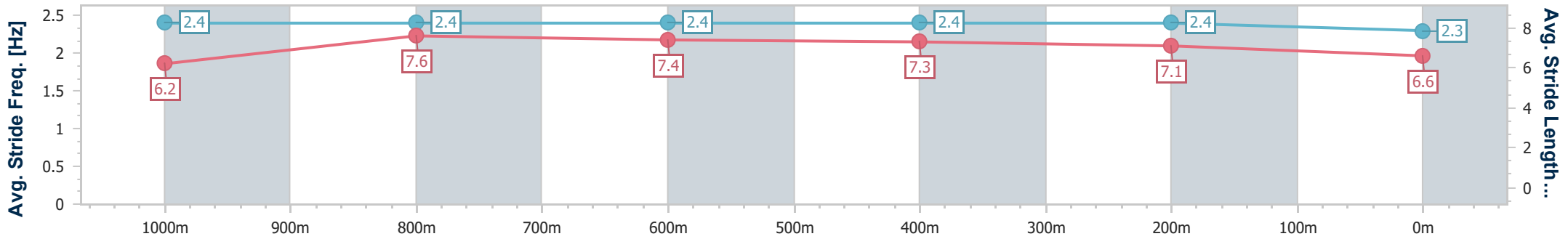
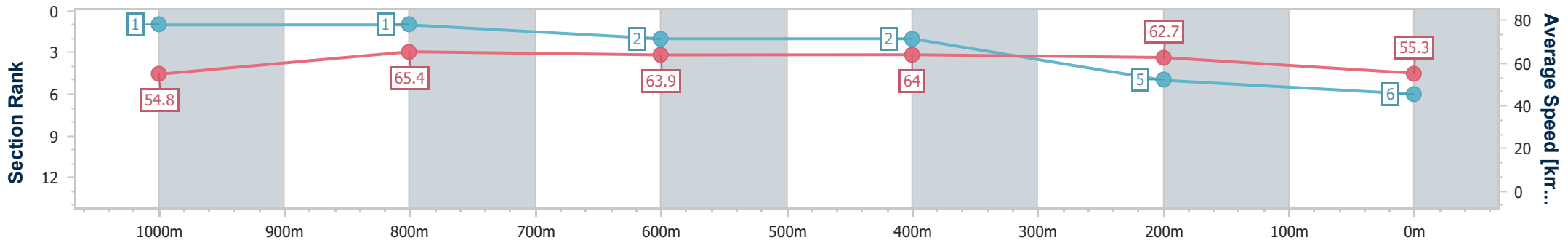


Eagle Farm QLD Professional
 Race 7: COMMUNITY CO BENCHMARK 88 Handicap - 1200m
 20 April 2024 - 15:13
 Track Rating: Soft 5, Weather: Fine, Rail Position: +1m Entire



BRISBANE
 RACING CLUB

Section	Overall	1000m	800m	600m	400m	200m
Section Times	1:11.73 [6] (0:13.13)	0:58.60 [1] (0:11.20)	0:47.40 [1] (0:11.45)	0:35.95 [2] (0:11.42)	0:24.53 [2] (0:11.52)	0:13.01 [5] (0:13.01)
Average Speed [km/h]	54.8	65.4	63.9	64.0	62.7	55.3
Top Speed [km/h]	70.7	68.0	65.0	64.6	65.2	59.8
Avg. Dist. to Rail [m]	7.1	2.7	3.6	2.9	6.3	7.5
Avg. Stride Freq. [Hz]	2.4	2.4	2.4	2.4	2.4	2.3
Avg. Stride Length [m]	6.2	7.6	7.4	7.3	7.1	6.6



- [] Ranking at each section and finish
- .-.- No data available at this section
- NA No data available



Horse/Jockey Name	Mishani Royale
Final Rank	7
Fastest Section Time (Section)	0:11.27 (1000m)
Top Speed [km/h] (Section)	66.8 (1000m)
Race State	Finished

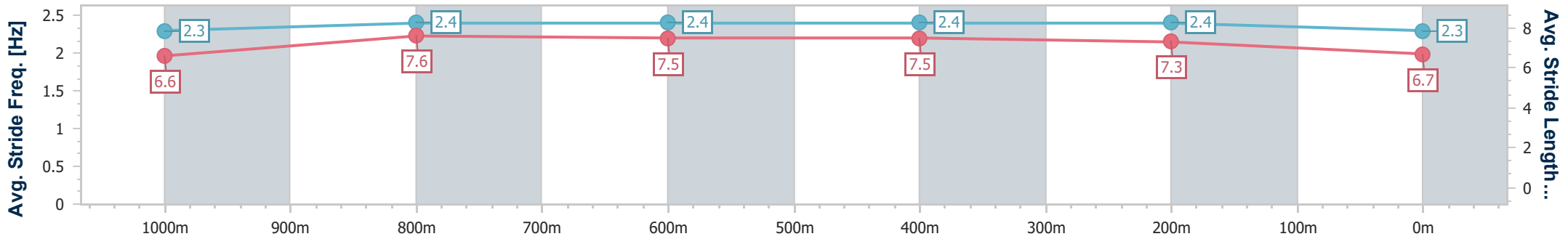
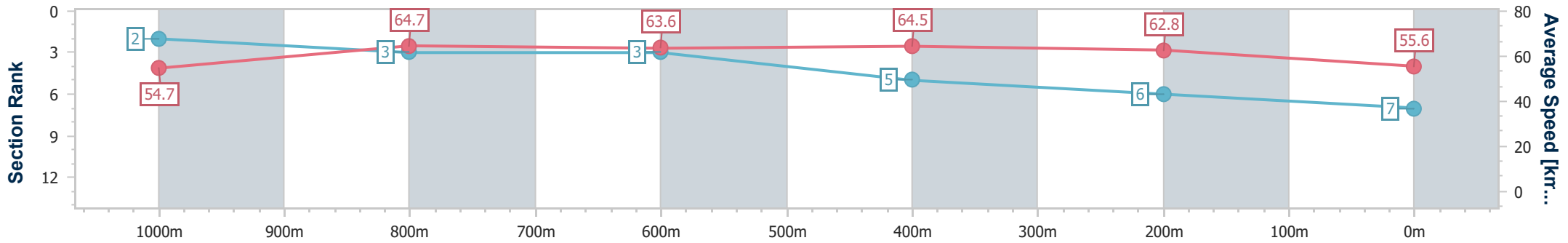


Eagle Farm QLD Professional
 Race 7: COMMUNITY CO BENCHMARK 88 Handicap - 1200m
 20 April 2024 - 15:13
 Track Rating: Soft 5, Weather: Fine, Rail Position: +1m Entire



BRISBANE
 RACING CLUB

Section	Overall	1000m	800m	600m	400m	200m
Section Times	1:11.75 [7] (0:13.22)	0:58.53 [2] (0:11.27)	0:47.26 [3] (0:11.54)	0:35.72 [3] (0:11.28)	0:24.44 [5] (0:11.49)	0:12.95 [6] (0:12.95)
Average Speed [km/h]	54.7	64.7	63.6	64.5	62.8	55.6
Top Speed [km/h]	66.2	66.8	65.0	66.8	65.9	60.1
Avg. Dist. to Rail [m]	2.6	2.7	4.5	2.0	5.6	7.1
Avg. Stride Freq. [Hz]	2.3	2.4	2.4	2.4	2.4	2.3
Avg. Stride Length [m]	6.6	7.6	7.5	7.5	7.3	6.7



- [] Ranking at each section and finish
- .-.- No data available at this section
- NA No data available



Horse/Jockey Name	Russian Alliance
Final Rank	8
Fastest Section Time (Section)	0:11.08 (1000m)
Top Speed [km/h] (Section)	66.6 (600m)
Race State	Finished

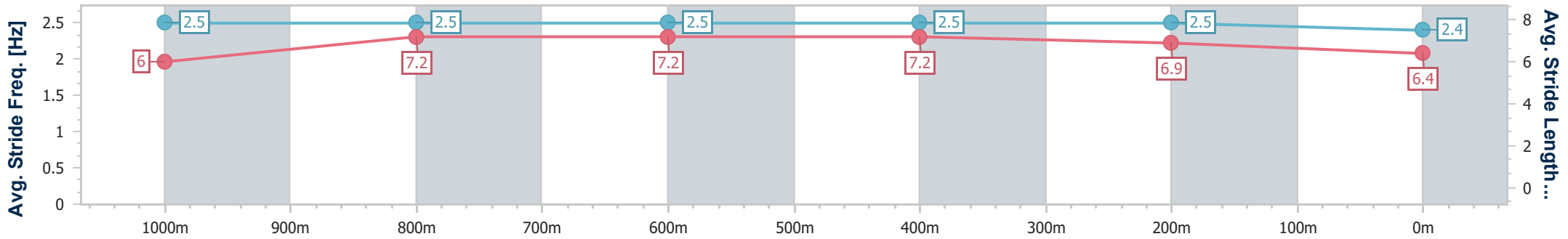
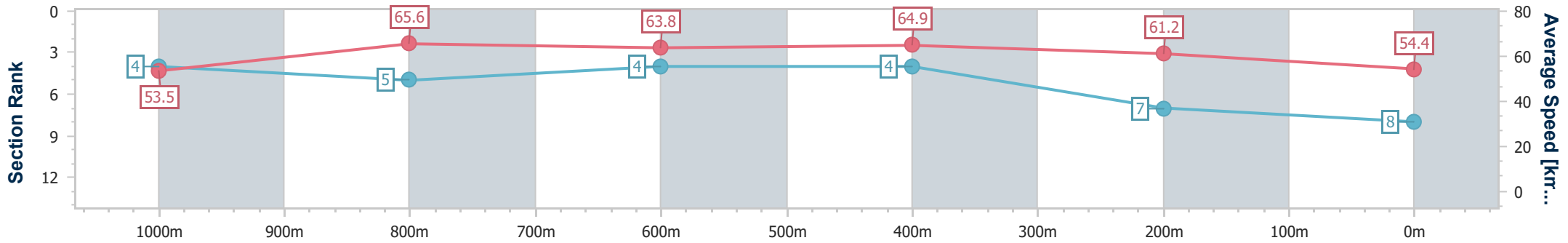


Eagle Farm QLD Professional
 Race 7: COMMUNITY CO BENCHMARK 88 Handicap - 1200m
 20 April 2024 - 15:13
 Track Rating: Soft 5, Weather: Fine, Rail Position: +1m Entire



BRISBANE
 RACING CLUB

Section	Overall	1000m	800m	600m	400m	200m
Section Times	1:12.27 [8] (0:13.47)	0:58.80 [4] (0:11.08)	0:47.72 [5] (0:11.53)	0:36.19 [4] (0:11.21)	0:24.98 [4] (0:11.74)	0:13.24 [7] (0:13.24)
Average Speed [km/h]	53.5	65.6	63.8	64.9	61.2	54.4
Top Speed [km/h]	65.0	65.8	64.9	66.6	63.9	58.7
Avg. Dist. to Rail [m]	0.7	1.9	4.7	1.5	5.1	8.4
Avg. Stride Freq. [Hz]	2.5	2.5	2.5	2.5	2.5	2.4
Avg. Stride Length [m]	6.0	7.2	7.2	7.2	6.9	6.4



- [] Ranking at each section and finish
- .-.- No data available at this section
- NA No data available



Horse/Jockey Name	Magnus Bellagio
Final Rank	9
Fastest Section Time (Section)	0:11.13 (1000m)
Top Speed [km/h] (Section)	66.3 (1000m)
Race State	Finished

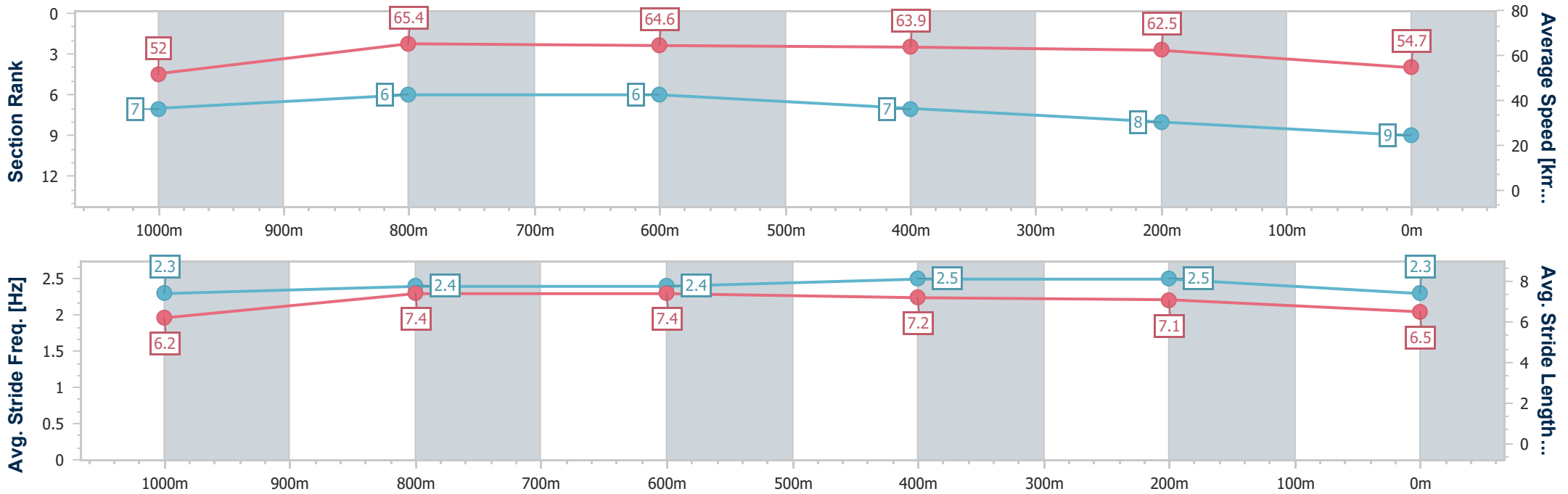


Eagle Farm QLD Professional
 Race 7: COMMUNITY CO BENCHMARK 88 Handicap - 1200m
 20 April 2024 - 15:13
 Track Rating: Soft 5, Weather: Fine, Rail Position: +1m Entire



BRISBANE
 RACING CLUB

Section	Overall	1000m	800m	600m	400m	200m
Section Times	1:12.34 [9] (0:13.85)	0:58.49 [7] (0:11.13)	0:47.36 [6] (0:11.26)	0:36.10 [6] (0:11.43)	0:24.67 [7] (0:11.53)	0:13.14 [8] (0:13.14)
Average Speed [km/h]	52.0	65.4	64.6	63.9	62.5	54.7
Top Speed [km/h]	64.2	66.3	65.9	64.6	64.8	59.7
Avg. Dist. to Rail [m]	2.1	1.4	2.4	3.2	7.3	9.0
Avg. Stride Freq. [Hz]	2.3	2.4	2.4	2.5	2.5	2.3
Avg. Stride Length [m]	6.2	7.4	7.4	7.2	7.1	6.5



- [] Ranking at each section and finish
- .-.- No data available at this section
- NA No data available



Horse/Jockey Name	Release The Beans
Final Rank	10
Fastest Section Time (Section)	0:11.27 (1000m)
Top Speed [km/h] (Section)	66.4 (1000m)
Race State	Finished

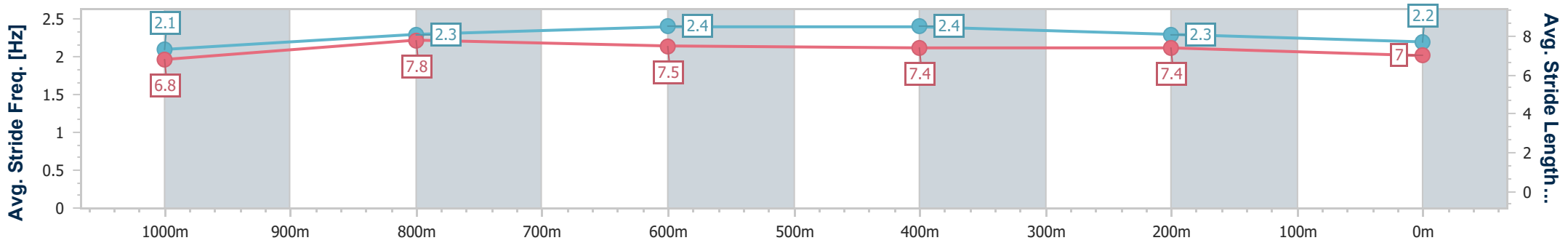
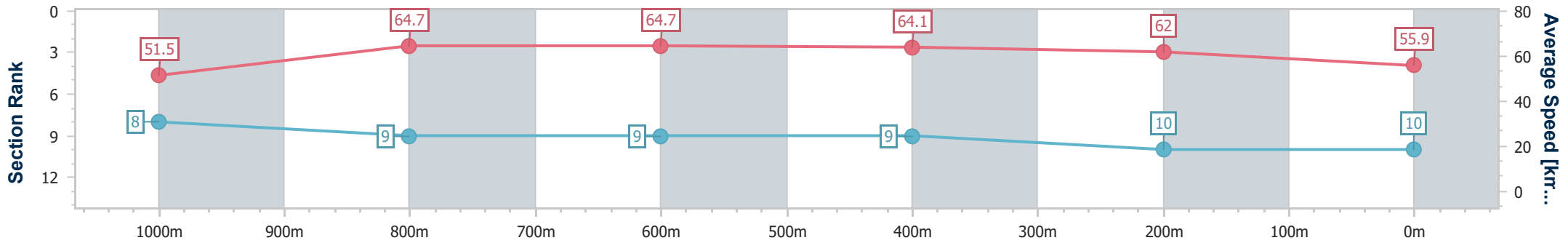


Eagle Farm QLD Professional
 Race 7: COMMUNITY CO BENCHMARK 88 Handicap - 1200m
 20 April 2024 - 15:13
 Track Rating: Soft 5, Weather: Fine, Rail Position: +1m Entire



BRISBANE
RACING CLUB

Section	Overall	1000m	800m	600m	400m	200m
Section Times	1:12.45 [10] (0:13.98)	0:58.47 [8] (0:11.27)	0:47.20 [9] (0:11.38)	0:35.82 [9] (0:11.32)	0:24.50 [9] (0:11.58)	0:12.92 [10] (0:12.92)
Average Speed [km/h]	51.5	64.7	64.7	64.1	62.0	55.9
Top Speed [km/h]	64.2	66.4	65.6	65.4	64.9	60.3
Avg. Dist. to Rail [m]	2.3	2.7	4.4	1.8	3.0	2.4
Avg. Stride Freq. [Hz]	2.1	2.3	2.4	2.4	2.3	2.2
Avg. Stride Length [m]	6.8	7.8	7.5	7.4	7.4	7.0



- [] Ranking at each section and finish
- .-.- No data available at this section
- NA No data available



Eagle Farm QLD Professional

Race 8: LADBROKES ASCOT QUALITY HANDICAP - 1000m

20 April 2024 - 15:53



BRISBANE
RACING CLUB

Track Rating: Soft 5, Weather: Fine, Rail Position: +1m Entire

Section		Overall	800m	600m	400m	200m	Last 600m					
Field Times		0:57.86 (0:13.06)	0:44.80 (0:10.46)	0:34.34 (0:10.91)	0:23.43 (0:11.25)	0:12.18 (0:12.18)	0:34.34					
Rank	TAB Horse/Jockey	Barrier	Top Speed [km/h]	Fastest Section	Margin					Distance Travelled [m]		
1	5 THE BIG GOODBYE Martin Harley	5	69.5 600m	0:10.60 600m	0:57.86 [1] (0:13.79)	0:44.07 [7] (0:10.82)	0:33.25 [7] (0:10.60)	0:22.65 [5] (0:10.73)	0:11.92 [5] (0:11.92)	0:57.86	0:33.25	
2	3 ALL THAT PIZAZZ John Allen	3	70.2 600m	0:10.64 400m	0:57.95 [2] (0:13.67)	0:44.28 [5] (0:10.92)	0:33.36 [6] (0:10.67)	0:22.69 [6] (0:10.64)	0:12.05 [2] (0:12.05)	0.09L	0:33.36	+3
3	8 ENTERPRISE POMME Damien Thornton	8	68.8 800m	0:10.82 800m	0:58.04 [3] (0:13.55)	0:44.49 [4] (0:10.82)	0:33.67 [4] (0:10.82)	0:22.85 [4] (0:10.88)	0:11.97 [6] (0:11.97)	0.09L	0:33.67	-1
4	1 PRINCE OF BOOM Noel Callow	1	72.2 800m	0:10.46 800m	0:58.13 [4] (0:13.06)	0:45.07 [1] (0:10.46)	0:34.61 [1] (0:10.91)	0:23.70 [1] (0:11.25)	0:12.45 [1] (0:12.45)	0.09L	0:34.61	-2
5	4 PETRONIUS Michael Rodd	4	74.3 Overall	0:10.33 800m	0:58.29 [5] (0:13.41)	0:44.88 [3] (0:10.33)	0:34.55 [2] (0:11.00)	0:23.55 [2] (0:11.17)	0:12.38 [3] (0:12.38)	0.16L	0:34.55	-14
6	9 RED RUBI Nikita Beriman	9	69.2 800m	0:10.68 600m	0:58.30 [6] (0:13.93)	0:44.37 [8] (0:10.76)	0:33.61 [8] (0:10.68)	0:22.93 [8] (0:10.81)	0:12.12 [7] (0:12.12)	0.01L	0:33.61	-4
7	6 NETTUNO Vlad Duric	6	69.8 400m	0:10.69 800m	0:58.40 [7] (0:14.02)	0:44.38 [9] (0:10.69)	0:33.69 [9] (0:10.75)	0:22.94 [9] (0:10.84)	0:12.10 [8] (0:12.10)	0.1L	0:33.69	-4
8	2 ZARASTRO James Orman	2	71.2 800m	0:10.70 800m	0:58.56 [8] (0:13.07)	0:45.49 [2] (0:10.70)	0:34.79 [3] (0:11.03)	0:23.76 [3] (0:11.13)	0:12.63 [4] (0:12.63)	0.16L	0:34.79	+2
9	7 EKATERINA Robbie Dolan	7	68.8 600m	0:10.75 600m	0:58.62 [9] (0:13.75)	0:44.87 [6] (0:10.83)	0:34.04 [5] (0:10.75)	0:23.29 [7] (0:11.01)	0:12.28 [9] (0:12.28)	0.06L	0:34.04	-2

[] Ranking at each section and finish
 -:-:- No data available at this section
 NA No data available

SCN Saddle cloth number
 DNF Did not finish
 DNT Did not track



Horse/Jockey Name	The Big Goodbye
Final Rank	1
Fastest Section Time (Section)	0:10.60 (600m)
Top Speed [km/h] (Section)	69.5 (600m)
Race State	Finished

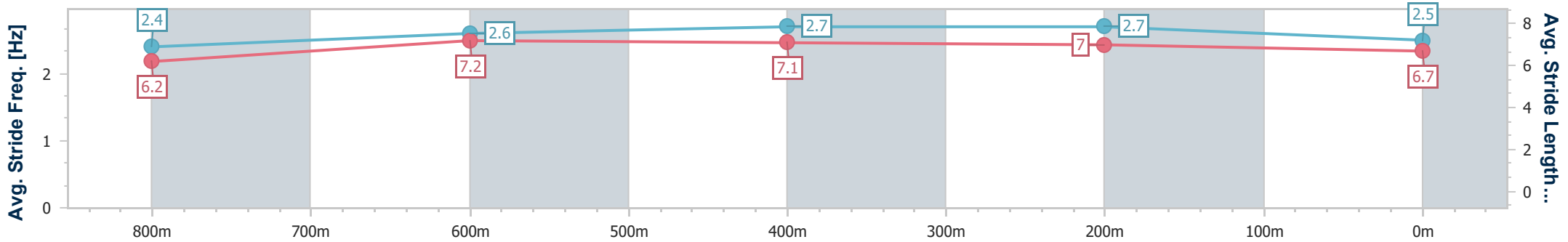
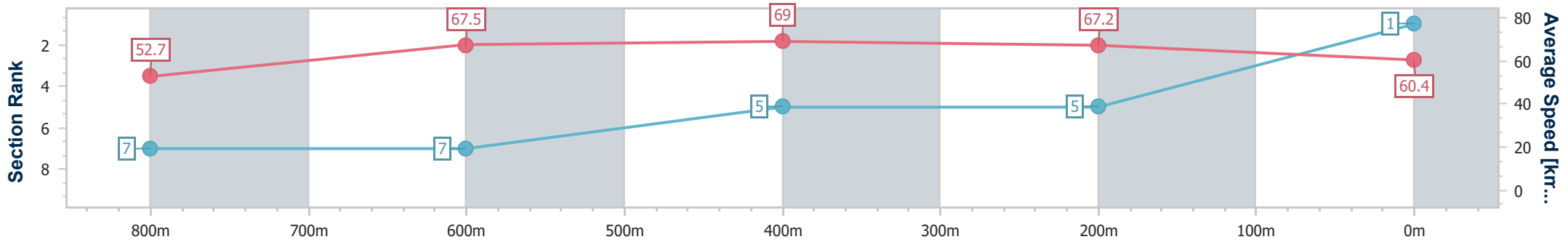


Eagle Farm QLD Professional
 Race 8: LADBROKES ASCOT QUALITY HANDICAP - 1000m
 20 April 2024 - 15:53
 Track Rating: Soft 5, Weather: Fine, Rail Position: +1m Entire



BRISBANE
 RACING CLUB

Section	Overall	800m	600m	400m	200m
Section Times	0:57.86 [1] (0:13.79)	0:44.07 [7] (0:10.82)	0:33.25 [7] (0:10.60)	0:22.65 [5] (0:10.73)	0:11.92 [5] (0:11.92)
Average Speed [km/h]	52.7	67.5	69.0	67.2	60.4
Top Speed [km/h]	67.8	68.0	69.5	69.1	64.6
Avg. Dist. to Rail [m]	6.6	3.4	3.3	9.2	12.0
Avg. Stride Freq. [Hz]	2.4	2.6	2.7	2.7	2.5
Avg. Stride Length [m]	6.2	7.2	7.1	7.0	6.7



- [] Ranking at each section and finish
- .-.- No data available at this section
- NA No data available



Horse/Jockey Name	All That Pizzazz
Final Rank	2
Fastest Section Time (Section)	0:10.64 (400m)
Top Speed [km/h] (Section)	70.2 (600m)
Race State	Finished

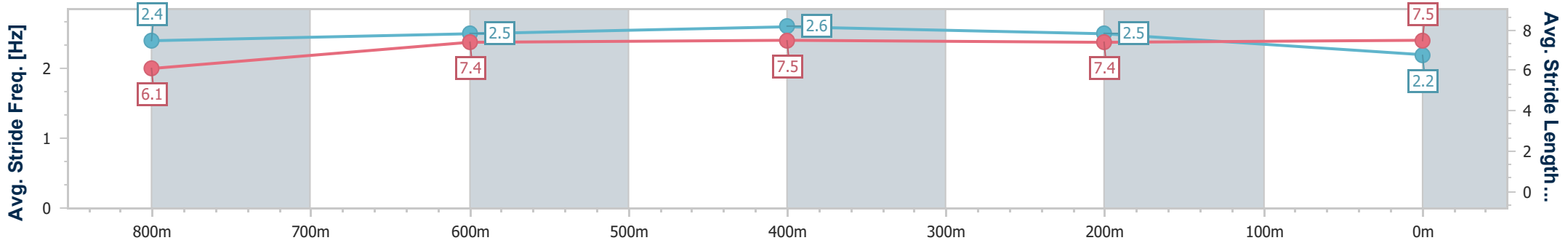
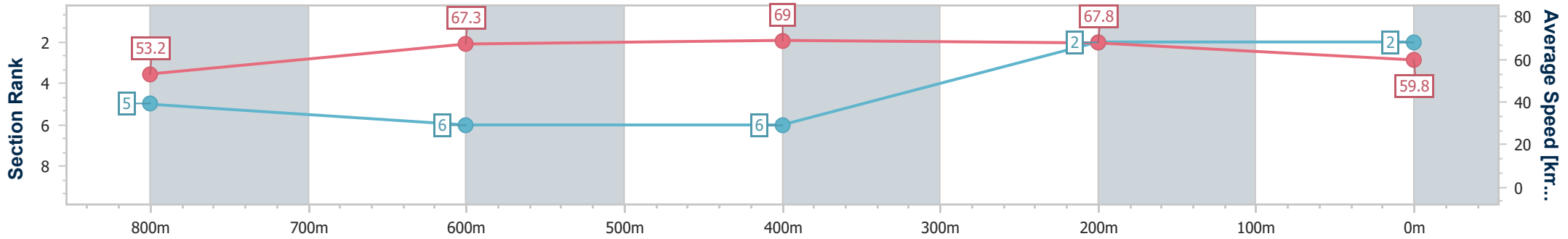


Eagle Farm QLD Professional
 Race 8: LADBROKES ASCOT QUALITY HANDICAP - 1000m
 20 April 2024 - 15:53
 Track Rating: Soft 5, Weather: Fine, Rail Position: +1m Entire



BRISBANE
 RACING CLUB

Section	Overall	800m	600m	400m	200m
Section Times	0:57.95 [2] (0:13.67)	0:44.28 [5] (0:10.92)	0:33.36 [6] (0:10.67)	0:22.69 [6] (0:10.64)	0:12.05 [2] (0:12.05)
Average Speed [km/h]	53.2	67.3	69.0	67.8	59.8
Top Speed [km/h]	67.9	68.0	70.2	69.7	64.1
Avg. Dist. to Rail [m]	8.4	4.4	4.5	13.0	16.2
Avg. Stride Freq. [Hz]	2.4	2.5	2.6	2.5	2.2
Avg. Stride Length [m]	6.1	7.4	7.5	7.4	7.5



- [] Ranking at each section and finish
- .-.- No data available at this section
- NA No data available



Horse/Jockey Name	Enterprise Pomme
Final Rank	3
Fastest Section Time (Section)	0:10.82 (800m)
Top Speed [km/h] (Section)	68.8 (800m)
Race State	Finished

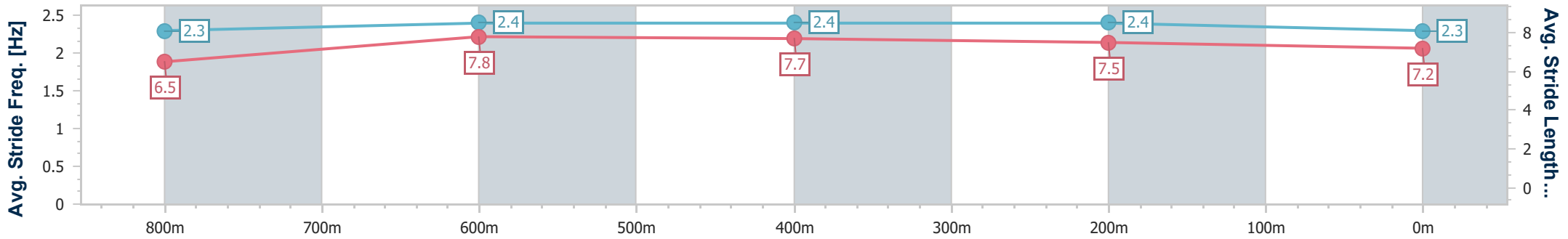
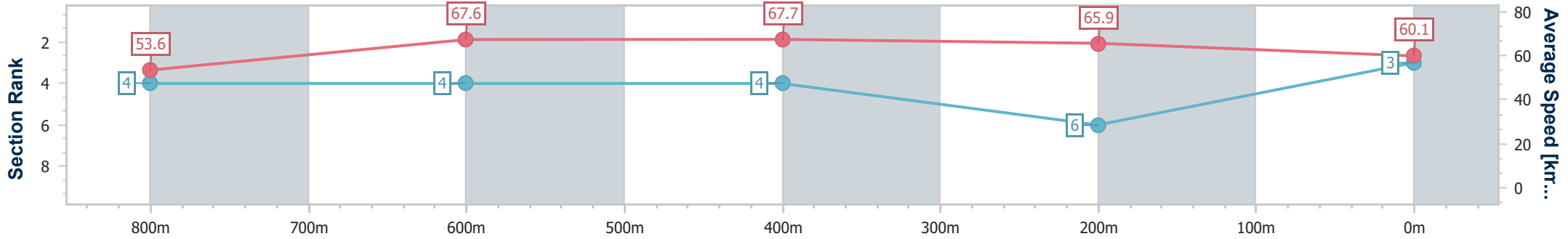


Eagle Farm QLD Professional
 Race 8: LADBROKES ASCOT QUALITY HANDICAP - 1000m
 20 April 2024 - 15:53
 Track Rating: Soft 5, Weather: Fine, Rail Position: +1m Entire



BRISBANE
 RACING CLUB

Section	Overall	800m	600m	400m	200m
Section Times	0:58.04 [3] (0:13.55)	0:44.49 [4] (0:10.82)	0:33.67 [4] (0:10.82)	0:22.85 [4] (0:10.88)	0:11.97 [6] (0:11.97)
Average Speed [km/h]	53.6	67.6	67.7	65.9	60.1
Top Speed [km/h]	67.5	68.8	68.2	68.3	64.0
Avg. Dist. to Rail [m]	6.2	2.8	3.3	8.9	9.7
Avg. Stride Freq. [Hz]	2.3	2.4	2.4	2.4	2.3
Avg. Stride Length [m]	6.5	7.8	7.7	7.5	7.2



- [] Ranking at each section and finish
- .-.- No data available at this section
- NA No data available



Horse/Jockey Name	Prince Of Boom
Final Rank	4
Fastest Section Time (Section)	0:10.46 (800m)
Top Speed [km/h] (Section)	72.2 (800m)
Race State	Finished

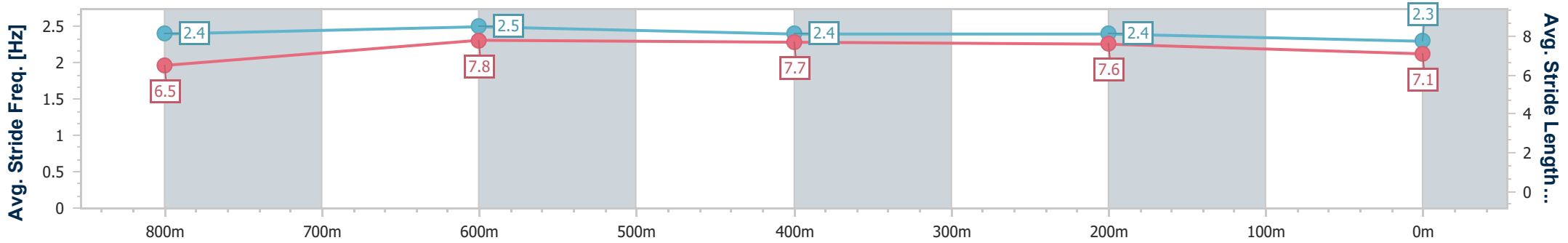
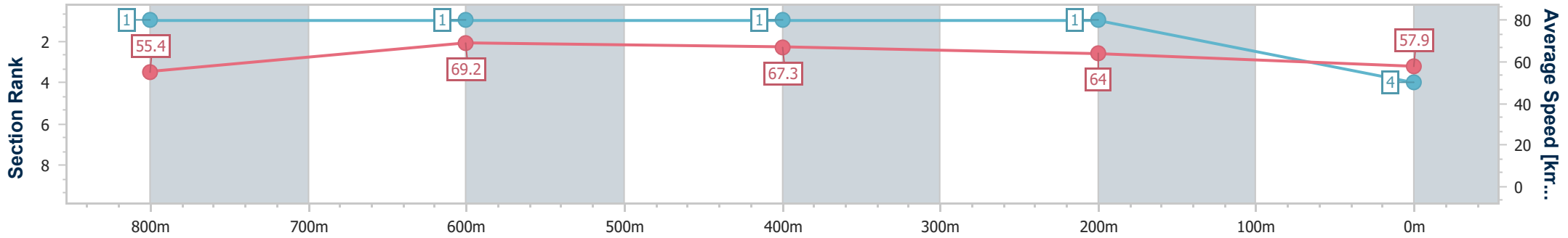


Eagle Farm QLD Professional
 Race 8: LADBROKES ASCOT QUALITY HANDICAP - 1000m
 20 April 2024 - 15:53
 Track Rating: Soft 5, Weather: Fine, Rail Position: +1m Entire



BRISBANE
RACING CLUB

Section	Overall	800m	600m	400m	200m
Section Times	0:58.13 [4] (0:13.06)	0:45.07 [1] (0:10.46)	0:34.61 [1] (0:10.91)	0:23.70 [1] (0:11.25)	0:12.45 [1] (0:12.45)
Average Speed [km/h]	55.4	69.2	67.3	64.0	57.9
Top Speed [km/h]	71.7	72.2	69.1	65.9	61.9
Avg. Dist. to Rail [m]	4.3	1.5	3.4	10.3	13.7
Avg. Stride Freq. [Hz]	2.4	2.5	2.4	2.4	2.3
Avg. Stride Length [m]	6.5	7.8	7.7	7.6	7.1



- [] Ranking at each section and finish
- .-.- No data available at this section
- NA No data available



Horse/Jockey Name	Petronius
Final Rank	5
Fastest Section Time (Section)	0:10.33 (800m)
Top Speed [km/h] (Section)	74.3 (Overall)
Race State	Finished

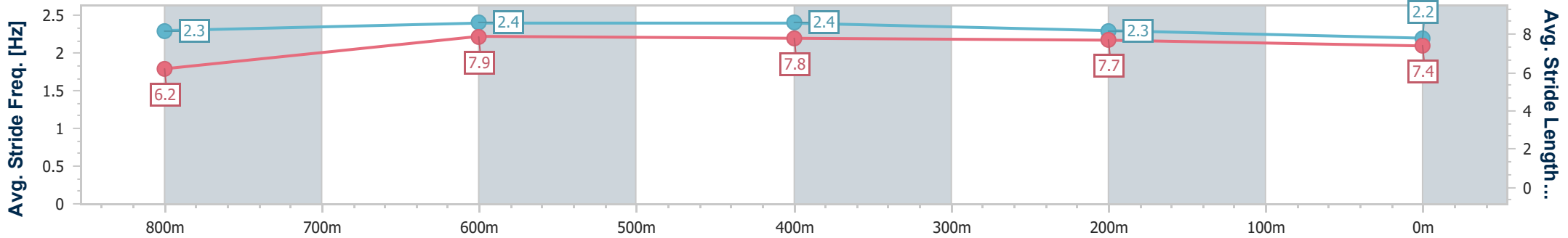
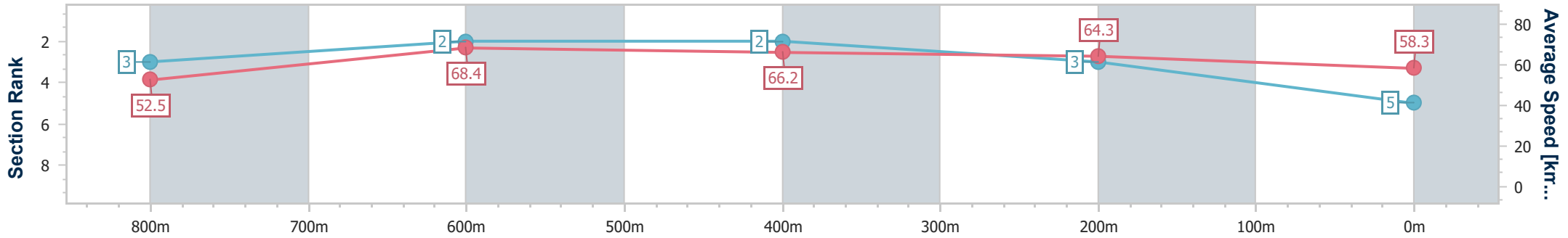


Eagle Farm QLD Professional
 Race 8: LADBROKES ASCOT QUALITY HANDICAP - 1000m
 20 April 2024 - 15:53
 Track Rating: Soft 5, Weather: Fine, Rail Position: +1m Entire



BRISBANE
 RACING CLUB

Section	Overall	800m	600m	400m	200m
Section Times	0:58.29 [5] (0:13.41)	0:44.88 [3] (0:10.33)	0:34.55 [2] (0:11.00)	0:23.55 [2] (0:11.17)	0:12.38 [3] (0:12.38)
Average Speed [km/h]	52.5	68.4	66.2	64.3	58.3
Top Speed [km/h]	74.3	72.5	68.2	66.2	61.8
Avg. Dist. to Rail [m]	7.5	4.6	2.1	12.5	15.9
Avg. Stride Freq. [Hz]	2.3	2.4	2.4	2.3	2.2
Avg. Stride Length [m]	6.2	7.9	7.8	7.7	7.4



- [] Ranking at each section and finish
- .-.- No data available at this section
- NA No data available



Horse/Jockey Name	Red Rubi
Final Rank	6
Fastest Section Time (Section)	0:10.68 (600m)
Top Speed [km/h] (Section)	69.2 (800m)
Race State	Finished

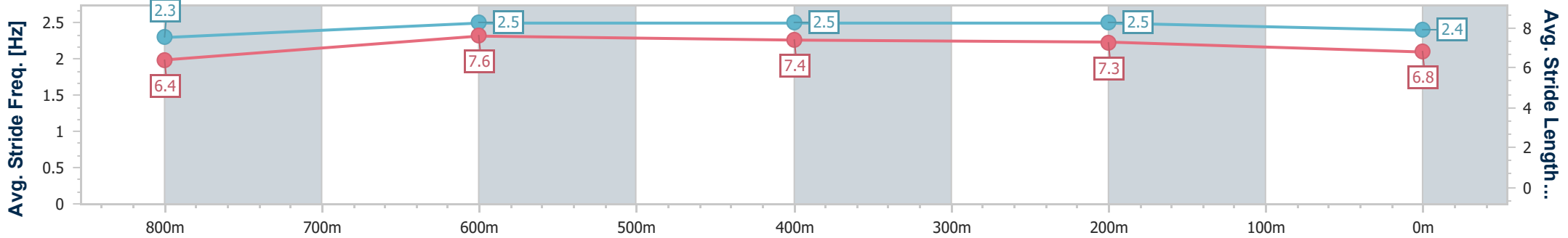
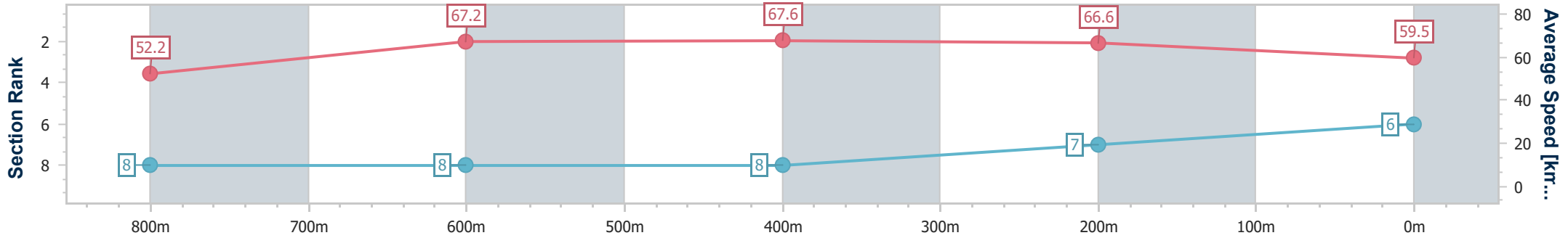


Eagle Farm QLD Professional
 Race 8: LADBROKES ASCOT QUALITY HANDICAP - 1000m
 20 April 2024 - 15:53
 Track Rating: Soft 5, Weather: Fine, Rail Position: +1m Entire



BRISBANE
RACING CLUB

Section	Overall	800m	600m	400m	200m
Section Times	0:58.30 [6] (0:13.93)	0:44.37 [8] (0:10.76)	0:33.61 [8] (0:10.68)	0:22.93 [8] (0:10.81)	0:12.12 [7] (0:12.12)
Average Speed [km/h]	52.2	67.2	67.6	66.6	59.5
Top Speed [km/h]	67.7	69.2	68.9	68.6	64.3
Avg. Dist. to Rail [m]	7.6	0.8	1.4	8.4	10.1
Avg. Stride Freq. [Hz]	2.3	2.5	2.5	2.5	2.4
Avg. Stride Length [m]	6.4	7.6	7.4	7.3	6.8



- [] Ranking at each section and finish
- .-.- No data available at this section
- NA No data available



Horse/Jockey Name	Nettuno
Final Rank	7
Fastest Section Time (Section)	0:10.69 (800m)
Top Speed [km/h] (Section)	69.8 (400m)
Race State	Finished

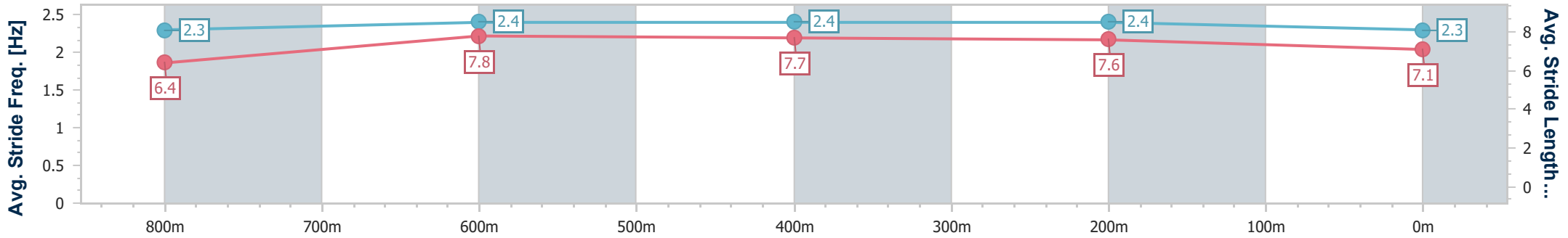
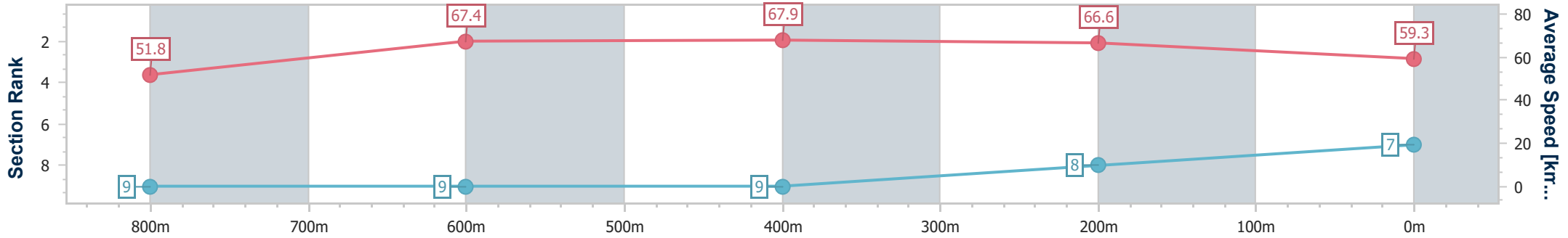


Eagle Farm QLD Professional
 Race 8: LADBROKES ASCOT QUALITY HANDICAP - 1000m
 20 April 2024 - 15:53
 Track Rating: Soft 5, Weather: Fine, Rail Position: +1m Entire



BRISBANE
 RACING CLUB

Section	Overall	800m	600m	400m	200m
Section Times	0:58.40 [7] (0:14.02)	0:44.38 [9] (0:10.69)	0:33.69 [9] (0:10.75)	0:22.94 [9] (0:10.84)	0:12.10 [8] (0:12.10)
Average Speed [km/h]	51.8	67.4	67.9	66.6	59.3
Top Speed [km/h]	67.5	68.3	69.1	69.8	63.6
Avg. Dist. to Rail [m]	8.2	0.8	2.5	12.7	16.7
Avg. Stride Freq. [Hz]	2.3	2.4	2.4	2.4	2.3
Avg. Stride Length [m]	6.4	7.8	7.7	7.6	7.1



- [] Ranking at each section and finish
- .-.- No data available at this section
- NA No data available



Horse/Jockey Name	Zarastro
Final Rank	8
Fastest Section Time (Section)	0:10.70 (800m)
Top Speed [km/h] (Section)	71.2 (800m)
Race State	Finished

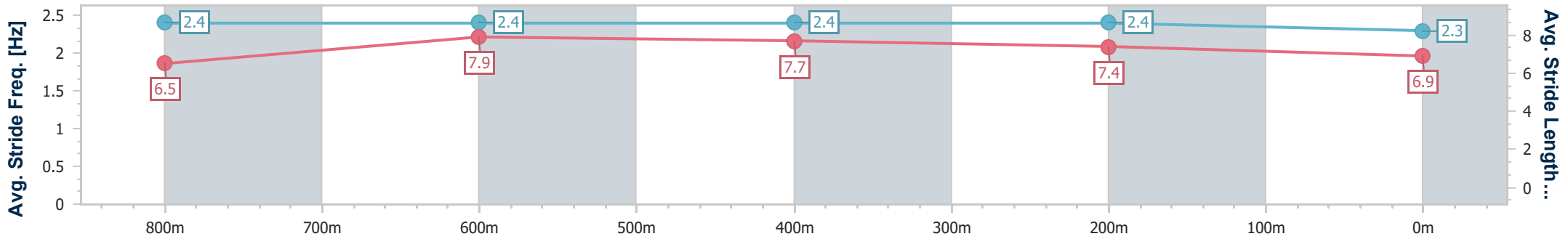
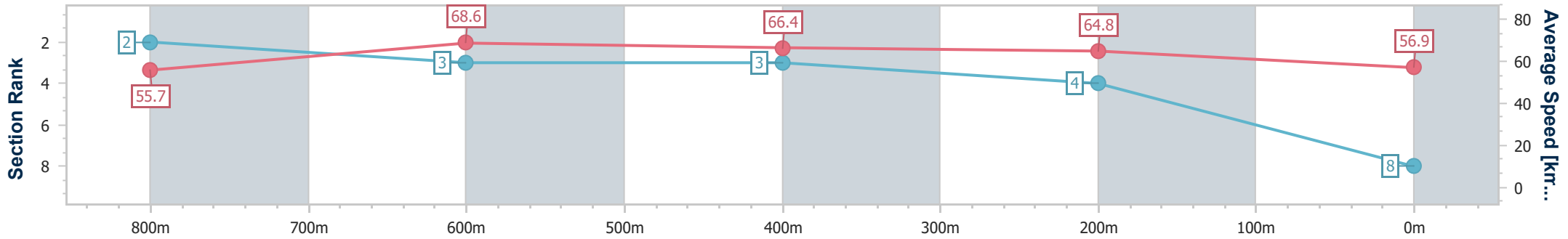


Eagle Farm QLD Professional
 Race 8: LADBROKES ASCOT QUALITY HANDICAP - 1000m
 20 April 2024 - 15:53
 Track Rating: Soft 5, Weather: Fine, Rail Position: +1m Entire



BRISBANE
 RACING CLUB

Section	Overall	800m	600m	400m	200m
Section Times	0:58.56 [8] (0:13.07)	0:45.49 [2] (0:10.70)	0:34.79 [3] (0:11.03)	0:23.76 [3] (0:11.13)	0:12.63 [4] (0:12.63)
Average Speed [km/h]	55.7	68.6	66.4	64.8	56.9
Top Speed [km/h]	71.2	71.2	67.8	66.6	61.5
Avg. Dist. to Rail [m]	9.0	3.7	3.9	10.6	14.4
Avg. Stride Freq. [Hz]	2.4	2.4	2.4	2.4	2.3
Avg. Stride Length [m]	6.5	7.9	7.7	7.4	6.9



- [] Ranking at each section and finish
- .-.- No data available at this section
- NA No data available



Horse/Jockey Name	Ekaterina
Final Rank	9
Fastest Section Time (Section)	0:10.75 (600m)
Top Speed [km/h] (Section)	68.8 (600m)
Race State	Finished

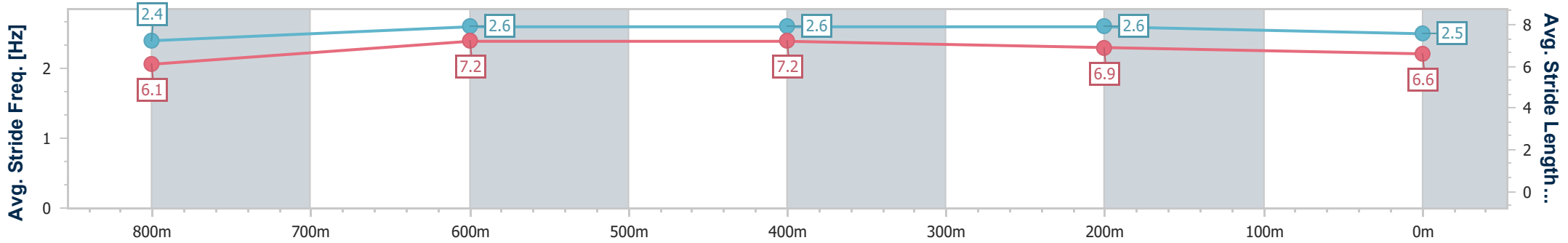
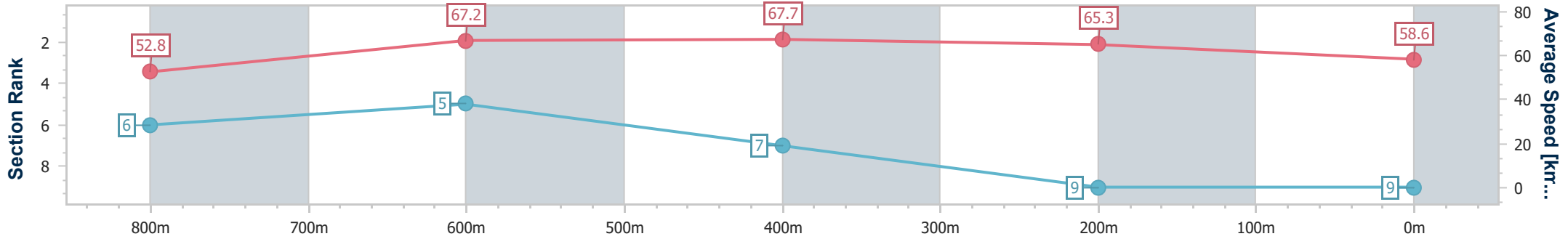


Eagle Farm QLD Professional
 Race 8: LADBROKES ASCOT QUALITY HANDICAP - 1000m
 20 April 2024 - 15:53
 Track Rating: Soft 5, Weather: Fine, Rail Position: +1m Entire



BRISBANE
 RACING CLUB

Section	Overall	800m	600m	400m	200m
Section Times	0:58.62 [9] (0:13.75)	0:44.87 [6] (0:10.83)	0:34.04 [5] (0:10.75)	0:23.29 [7] (0:11.01)	0:12.28 [9] (0:12.28)
Average Speed [km/h]	52.8	67.2	67.7	65.3	58.6
Top Speed [km/h]	67.4	67.6	68.8	66.9	62.2
Avg. Dist. to Rail [m]	4.7	1.8	2.3	7.1	8.3
Avg. Stride Freq. [Hz]	2.4	2.6	2.6	2.6	2.5
Avg. Stride Length [m]	6.1	7.2	7.2	6.9	6.6



- [] Ranking at each section and finish
- .-.- No data available at this section
- NA No data available



Eagle Farm QLD Professional

Race 9: JONES & CO IGA DAYBREAK LOVER - 1400m

20 April 2024 - 16:29



BRISBANE
RACING CLUB

Track Rating: Soft 6, Weather: Fine, Rail Position: +1m Entire

Section							Overall	1200m	1000m	800m	600m	400m	Last 600m
Field Times							1:24.18 (0:13.71)	1:10.47 (0:11.06)	0:59.41 (0:12.22)	0:47.19 (0:12.02)	0:35.17 (0:11.78)	0:23.39 (0:11.37)	0:35.17
Rank	TAB	Horse/Jockey	Barrier	Top Speed [km/h]	Fastest Section								Distance Travelled [m]
1	17	EXOTIQUE MISS Robbie Dolan	17	66.9 1200m	0:11.01 1200m	1:24.18 [1] (0:13.91)	1:10.27 [6] (0:11.01)	0:59.26 [2] (0:12.09)	0:47.17 [2] (0:12.14)	0:35.03 [2] (0:11.73)	0:23.30 [2] (0:11.29)	0:35.03	
2	4	TRANSATLANTIC James Orman	4	65.9 1200m	0:11.15 1200m	1:24.20 [2] (0:14.04)	1:10.16 [8] (0:11.15)	0:59.01 [4] (0:11.93)	0:47.08 [3] (0:12.14)	0:34.94 [4] (0:11.72)	0:23.22 [5] (0:11.18)	0:34.94	+0
3	5	PRESS LINK Michael Rodd	5	66.0 400m	0:11.15 400m	1:24.56 [3] (0:14.08)	1:10.48 [9] (0:11.50)	0:58.98 [11] (0:12.05)	0:46.93 [9] (0:12.11)	0:34.82 [9] (0:11.71)	0:23.11 [10] (0:11.15)	0:34.82	+3
4	6	CAPTAIN FENKEL Vlad Duric	6	64.9 1200m	0:11.41 1200m	1:24.58 [4] (0:13.80)	1:10.78 [3] (0:11.41)	0:59.37 [5] (0:12.07)	0:47.30 [4] (0:11.98)	0:35.32 [3] (0:11.69)	0:23.63 [3] (0:11.45)	0:35.32	-7
5	14	FLYWHEEL Noel Callow	14	65.7 600m	0:11.27 1200m	1:24.76 [5] (0:14.17)	1:10.59 [11] (0:11.27)	0:59.32 [8] (0:11.89)	0:47.43 [5] (0:12.17)	0:35.26 [6] (0:11.69)	0:23.57 [7] (0:11.32)	0:35.26	+2
6	9	EDITED BY Rory Hutchings	9	65.0 Overall	0:11.32 400m	1:24.82 [6] (0:13.83)	1:10.99 [4] (0:11.46)	0:59.53 [7] (0:12.24)	0:47.29 [8] (0:12.08)	0:35.21 [8] (0:11.64)	0:23.57 [8] (0:11.32)	0:35.21	-9
7	3	KIRIKAN Mark Du Plessis	3	67.2 400m	0:10.97 400m	1:24.83 [7] (0:14.28)	1:10.55 [12] (0:11.47)	0:59.08 [12] (0:12.15)	0:46.93 [13] (0:12.16)	0:34.77 [14] (0:11.68)	0:23.09 [16] (0:10.97)	0:34.77	-6
8	15	ESKIMO Nikita Beriman	15	67.0 1200m	0:11.06 1200m	1:24.84 [8] (0:13.71)	1:11.13 [1] (0:11.06)	1:00.07 [1] (0:12.22)	0:47.85 [1] (0:12.02)	0:35.83 [1] (0:11.78)	0:24.05 [1] (0:11.51)	0:35.83	-6
9	12	EASY DUN John Allen	12	67.0 400m	0:10.96 400m	1:24.90 [9] (0:14.59)	1:10.31 [17] (0:11.29)	0:59.02 [15] (0:12.36)	0:46.66 [16] (0:12.05)	0:34.61 [17] (0:11.66)	0:22.95 [17] (0:10.96)	0:34.61	+9
10	10	VOLCANIC LOVE Anthony Allen	10	64.9 600m	0:11.39 1200m	1:24.94 [10] (0:14.39)	1:10.55 [14] (0:11.39)	0:59.16 [13] (0:12.12)	0:47.04 [12] (0:11.93)	0:35.11 [12] (0:11.55)	0:23.56 [9] (0:11.42)	0:35.11	+3

Scratched: In Evidence (#2)

[] Ranking at each section and finish
 -:-:- No data available at this section
 NA No data available

SCN Saddle cloth number
 DNF Did not finish
 DNT Did not track



Eagle Farm QLD Professional

Race 9: JONES & CO IGA DAYBREAK LOVER - 1400m

20 April 2024 - 16:29



BRISBANE
RACING CLUB

Track Rating: Soft 6, Weather: Fine, Rail Position: +1m Entire

Section		Overall	1200m	1000m	800m	600m	400m	Last 600m				
Field Times		1:24.18 (0:13.71)	1:10.47 (0:11.06)	0:59.41 (0:12.22)	0:47.19 (0:12.02)	0:35.17 (0:11.78)	0:23.39 (0:11.37)	0:35.17				
Rank	TAB Horse/Jockey	Barrier	Top Speed [km/h]	Fastest Section	Distance Travelled [m]							
11	1 ENCODER Damien Thornton	1	66.1 400m	0:11.30 400m	1:24.98 [11] (0:14.49)	1:10.49 [15] (0:11.51)	0:58.98 [16] (0:12.09)	0:46.89 [15] (0:12.02)	0:34.87 [15] (0:11.46)	0:23.41 [12] (0:11.30)	0:34.87	+1
12	7 NORTH OF ELI Andrew Mallyon	7	65.3 600m	0:11.36 1200m	1:25.08 [12] (0:13.87)	1:11.21 [5] (0:11.36)	0:59.85 [6] (0:12.21)	0:47.64 [7] (0:12.07)	0:35.57 [7] (0:11.67)	0:23.90 [6] (0:11.38)	0:35.57	-2
13	13 CONNEWARRE Jason Taylor	13	64.6 400m	0:11.29 400m	1:25.09 [13] (0:14.08)	1:11.01 [10] (0:11.48)	0:59.53 [10] (0:12.13)	0:47.40 [10] (0:12.06)	0:35.34 [11] (0:11.88)	0:23.46 [14] (0:11.29)	0:35.34	-4
14	18 MAKENA Jake Bayliss	18	65.2 1200m	0:11.37 1200m	1:25.13 [14] (0:13.73)	1:11.40 [2] (0:11.37)	1:00.03 [3] (0:12.25)	0:47.78 [6] (0:12.09)	0:35.69 [5] (0:11.53)	0:24.16 [4] (0:11.50)	0:35.69	-11
15	11 BRAVELY Martin Harley	11	65.5 400m	0:11.27 400m	1:25.36 [15] (0:14.53)	1:10.83 [16] (0:11.49)	0:59.34 [17] (0:12.28)	0:47.06 [17] (0:11.90)	0:35.16 [16] (0:11.38)	0:23.78 [13] (0:11.27)	0:35.16	-11
16	8 PURVEYOR Michael Cahill	8	64.9 400m	0:11.42 400m	1:25.45 [16] (0:14.36)	1:11.09 [13] (0:11.45)	0:59.64 [14] (0:12.14)	0:47.50 [14] (0:12.01)	0:35.49 [13] (0:11.71)	0:23.78 [15] (0:11.42)	0:35.49	-1
17	16 TRIFLING Jim Byrne	16	64.3 400m	0:11.48 1200m	1:25.62 [17] (0:14.00)	1:11.62 [7] (0:11.48)	1:00.14 [9] (0:12.22)	0:47.92 [11] (0:12.05)	0:35.87 [10] (0:11.73)	0:24.14 [11] (0:11.48)	0:35.87	-8

Scratched: In Evidence (#2)

[] Ranking at each section and finish
 -:-:- No data available at this section
 NA No data available

SCN Saddle cloth number
 DNF Did not finish
 DNT Did not track



Eagle Farm QLD Professional

Race 9: JONES & CO IGA DAYBREAK LOVER - 1400m

20 April 2024 - 16:29



BRISBANE
RACING CLUB

Track Rating: Soft 6, Weather: Fine, Rail Position: +1m Entire

Section				200m				Last 600m	
Field Times				0:12.02 (0:12.02)				0:35.17	
Rank	TAB	Horse/Jockey	Barrier	Top Speed [km/h]	Fastest Section	Margin			Distance Travelled [m]
1	17	EXOTIQUE MISS Robbie Dolan	17	66.9 1200m	0:11.01 1200m	0:12.01 [2] (0:12.01)	1:24.18		0:35.03
2	4	TRANSATLANTIC James Orman	4	65.9 1200m	0:11.15 1200m	0:12.04 [1] (0:12.04)	0.14L		0:34.94 +0
3	5	PRESS LINK Michael Rodd	5	66.0 400m	0:11.15 400m	0:11.96 [9] (0:11.96)	2.24L		0:34.82 +3
4	6	CAPTAIN FENKEL Vlad Duric	6	64.9 1200m	0:11.41 1200m	0:12.18 [4] (0:12.18)	2.4L		0:35.32 -7
5	14	FLYWHEEL Noel Callow	14	65.7 600m	0:11.27 1200m	0:12.25 [6] (0:12.25)	3.44L		0:35.26 +2
6	9	EDITED BY Rory Hutchings	9	65.0 Overall	0:11.32 400m	0:12.25 [8] (0:12.25)	3.79L		0:35.21 -9
7	3	KIRIKAN Mark Du Plessis	3	67.2 400m	0:10.97 400m	0:12.12 [10] (0:12.12)	3.85L		0:34.77 -6
8	15	ESKIMO Nikita Beriman	15	67.0 1200m	0:11.06 1200m	0:12.54 [3] (0:12.54)	3.93L		0:35.83 -6
9	12	EASY DUN John Allen	12	67.0 400m	0:10.96 400m	0:11.99 [14] (0:11.99)	4.25L		0:34.61 +9
10	10	VOLCANIC LOVE Anthony Allen	10	64.9 600m	0:11.39 1200m	0:12.14 [11] (0:12.14)	4.48L		0:35.11 +3

Scratched: In Evidence (#2)



Eagle Farm QLD Professional

Race 9: JONES & CO IGA DAYBREAK LOVER - 1400m

20 April 2024 - 16:29



BRISBANE
RACING CLUB

Track Rating: Soft 6, Weather: Fine, Rail Position: +1m Entire

Section				200m				Last 600m	
Field Times				0:12.02 (0:12.02)				0:35.17	
Rank	TAB	Horse/Jockey	Barrier	Top Speed [km/h]	Fastest Section	Margin			Distance Travelled [m]
11	1	ENCODER Damien Thornton	1	66.1 400m	0:11.30 400m	0:12.11 [13] (0:12.11)	4.73L		0:34.87 +1
12	7	NORTH OF ELI Andrew Mallyon	7	65.3 600m	0:11.36 1200m	0:12.52 [7] (0:12.52)	5.31L		0:35.57 -2
13	13	CONNEWARRE Jason Taylor	13	64.6 400m	0:11.29 400m	0:12.17 [15] (0:12.17)	5.4L		0:35.34 -4
14	18	MAKENA Jake Bayliss	18	65.2 1200m	0:11.37 1200m	0:12.66 [5] (0:12.66)	5.62L		0:35.69 -11
15	11	BRAVELY Martin Harley	11	65.5 400m	0:11.27 400m	0:12.51 [12] (0:12.51)	6.98L		0:35.16 -11
16	8	PURVEYOR Michael Cahill	8	64.9 400m	0:11.42 400m	0:12.36 [17] (0:12.36)	7.51L		0:35.49 -1
17	16	TRIFLING Jim Byrne	16	64.3 400m	0:11.48 1200m	0:12.66 [16] (0:12.66)	8.47L		0:35.87 -8

Scratched: In Evidence (#2)



Horse/Jockey Name	Exotique Miss
Final Rank	1
Fastest Section Time (Section)	0:11.01 (1200m)
Top Speed [km/h] (Section)	66.9 (1200m)
Race State	Finished

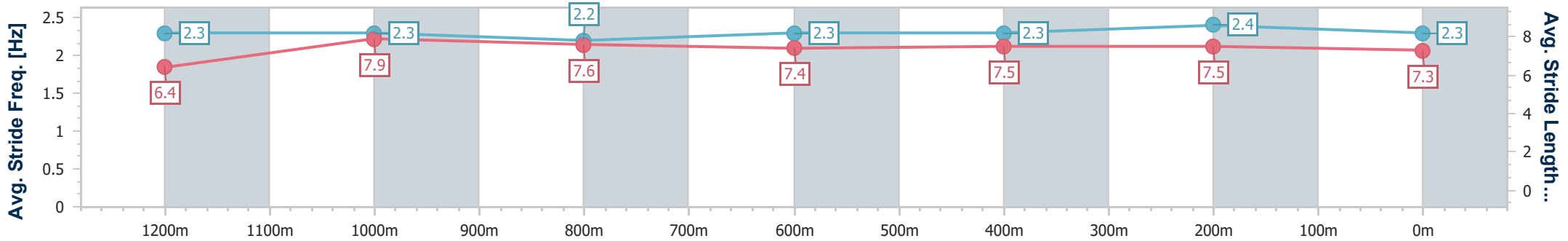
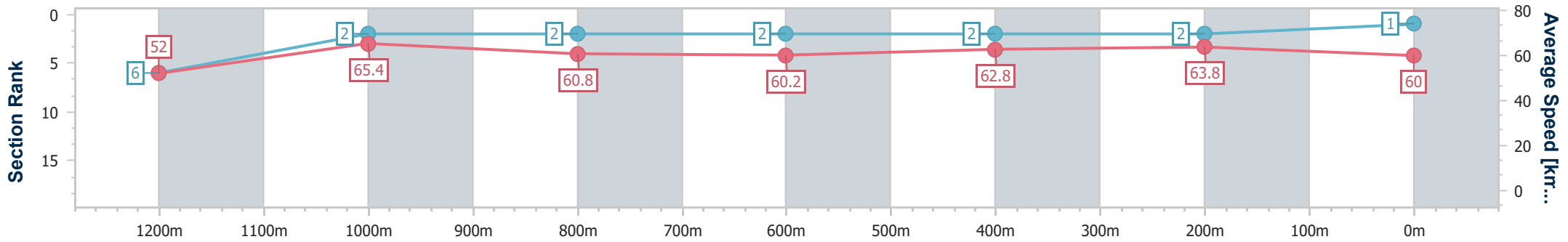


Eagle Farm QLD Professional
 Race 9: JONES & CO IGA DAYBREAK LOVER - 1400m
 20 April 2024 - 16:29
 Track Rating: Soft 6, Weather: Fine, Rail Position: +1m Entire



BRISBANE
 RACING CLUB

Section	Overall	1200m	1000m	800m	600m	400m	200m
Section Times	1:24.18 [1] (0:13.91)	1:10.27 [6] (0:11.01)	0:59.26 [2] (0:12.09)	0:47.17 [2] (0:12.14)	0:35.03 [2] (0:11.73)	0:23.30 [2] (0:11.29)	0:12.01 [2] (0:12.01)
Average Speed [km/h]	52.0	65.4	60.8	60.2	62.8	63.8	60.0
Top Speed [km/h]	66.2	66.9	62.8	60.5	63.8	64.4	62.5
Avg. Dist. to Rail [m]	9.6	5.4	3.5	3.0	4.5	11.3	9.6
Avg. Stride Freq. [Hz]	2.3	2.3	2.2	2.3	2.3	2.4	2.3
Avg. Stride Length [m]	6.4	7.9	7.6	7.4	7.5	7.5	7.3



- [] Ranking at each section and finish
- .-.- No data available at this section
- NA No data available



Horse/Jockey Name	Transatlantic
Final Rank	2
Fastest Section Time (Section)	0:11.15 (1200m)
Top Speed [km/h] (Section)	65.9 (1200m)
Race State	Finished

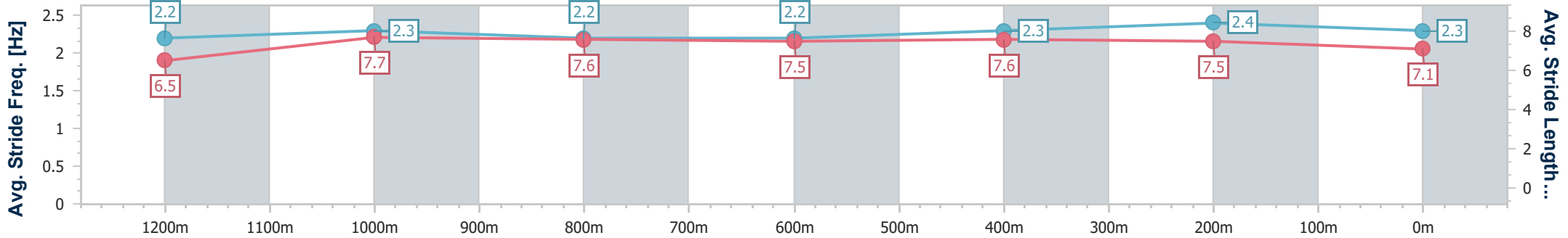
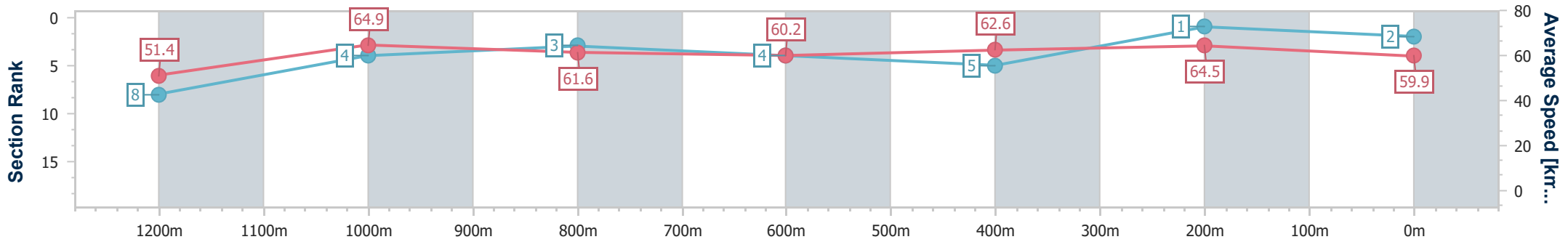


Eagle Farm QLD Professional
 Race 9: JONES & CO IGA DAYBREAK LOVER - 1400m
 20 April 2024 - 16:29
 Track Rating: Soft 6, Weather: Fine, Rail Position: +1m Entire



BRISBANE
 RACING CLUB

Section	Overall	1200m	1000m	800m	600m	400m	200m
Section Times	1:24.20 [2] (0:14.04)	1:10.16 [8] (0:11.15)	0:59.01 [4] (0:11.93)	0:47.08 [3] (0:12.14)	0:34.94 [4] (0:11.72)	0:23.22 [5] (0:11.18)	0:12.04 [1] (0:12.04)
Average Speed [km/h]	51.4	64.9	61.6	60.2	62.6	64.5	59.9
Top Speed [km/h]	64.6	65.9	63.1	61.4	65.2	65.8	62.6
Avg. Dist. to Rail [m]	11.7	6.4	4.0	3.0	4.5	12.3	12.5
Avg. Stride Freq. [Hz]	2.2	2.3	2.2	2.2	2.3	2.4	2.3
Avg. Stride Length [m]	6.5	7.7	7.6	7.5	7.6	7.5	7.1



- [] Ranking at each section and finish
- .-.- No data available at this section
- NA No data available



Horse/Jockey Name	Press Link
Final Rank	3
Fastest Section Time (Section)	0:11.15 (400m)
Top Speed [km/h] (Section)	66.0 (400m)
Race State	Finished

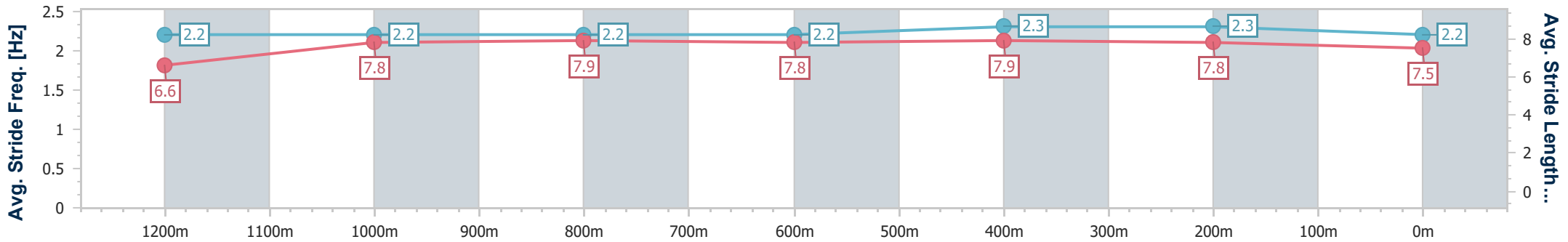
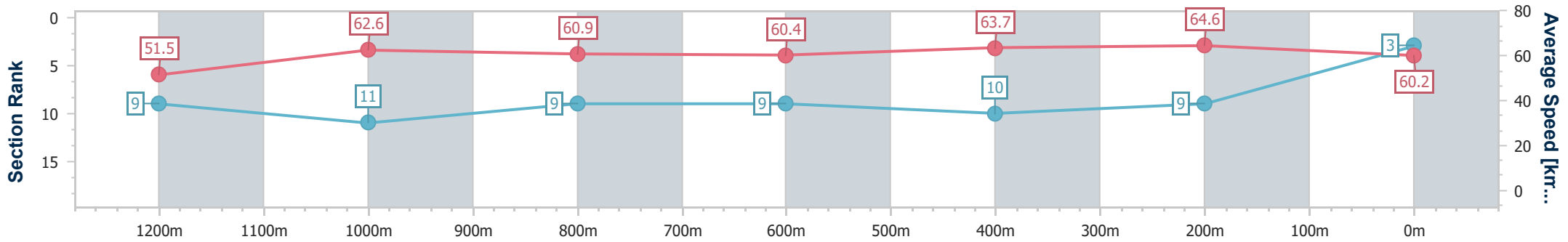


Eagle Farm QLD Professional
 Race 9: JONES & CO IGA DAYBREAK LOVER - 1400m
 20 April 2024 - 16:29
 Track Rating: Soft 6, Weather: Fine, Rail Position: +1m Entire



BRISBANE
RACING CLUB

Section	Overall	1200m	1000m	800m	600m	400m	200m
Section Times	1:24.56 [3] (0:14.08)	1:10.48 [9] (0:11.50)	0:58.98 [11] (0:12.05)	0:46.93 [9] (0:12.11)	0:34.82 [9] (0:11.71)	0:23.11 [10] (0:11.15)	0:11.96 [9] (0:11.96)
Average Speed [km/h]	51.5	62.6	60.9	60.4	63.7	64.6	60.2
Top Speed [km/h]	65.0	64.3	61.8	62.0	65.7	66.0	62.9
Avg. Dist. to Rail [m]	2.4	4.1	3.9	3.5	6.9	16.7	15.9
Avg. Stride Freq. [Hz]	2.2	2.2	2.2	2.2	2.3	2.3	2.2
Avg. Stride Length [m]	6.6	7.8	7.9	7.8	7.9	7.8	7.5



- [] Ranking at each section and finish
- .-.- No data available at this section
- NA No data available



Horse/Jockey Name	Captain Fenkel
Final Rank	4
Fastest Section Time (Section)	0:11.41 (1200m)
Top Speed [km/h] (Section)	64.9 (1200m)
Race State	Finished



Eagle Farm QLD Professional

Race 9: JONES & CO IGA DAYBREAK LOVER - 1400m

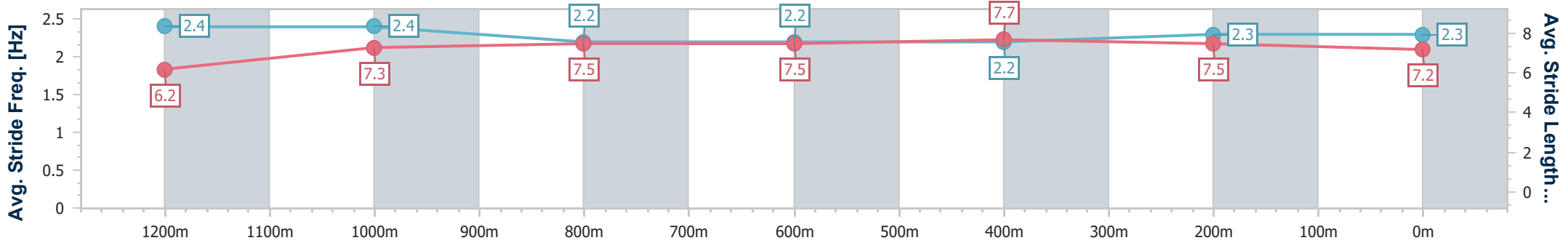
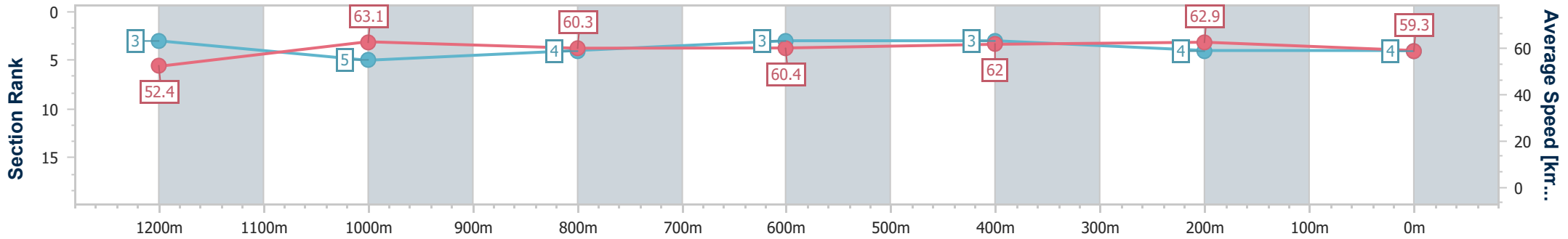
20 April 2024 - 16:29

Track Rating: Soft 6, Weather: Fine, Rail Position: +1m Entire



BRISBANE RACING CLUB

Section	Overall	1200m	1000m	800m	600m	400m	200m
Section Times	1:24.58 [4] (0:13.80)	1:10.78 [3] (0:11.41)	0:59.37 [5] (0:12.07)	0:47.30 [4] (0:11.98)	0:35.32 [3] (0:11.69)	0:23.63 [3] (0:11.45)	0:12.18 [4] (0:12.18)
Average Speed [km/h]	52.4	63.1	60.3	60.4	62.0	62.9	59.3
Top Speed [km/h]	64.3	64.9	61.4	61.2	63.8	64.4	62.1
Avg. Dist. to Rail [m]	4.4	3.2	2.2	1.0	2.0	9.0	9.5
Avg. Stride Freq. [Hz]	2.4	2.4	2.2	2.2	2.2	2.3	2.3
Avg. Stride Length [m]	6.2	7.3	7.5	7.5	7.7	7.5	7.2



- [] Ranking at each section and finish
- .-.- No data available at this section
- NA No data available



Horse/Jockey Name	Flywheel
Final Rank	5
Fastest Section Time (Section)	0:11.27 (1200m)
Top Speed [km/h] (Section)	65.7 (600m)
Race State	Finished

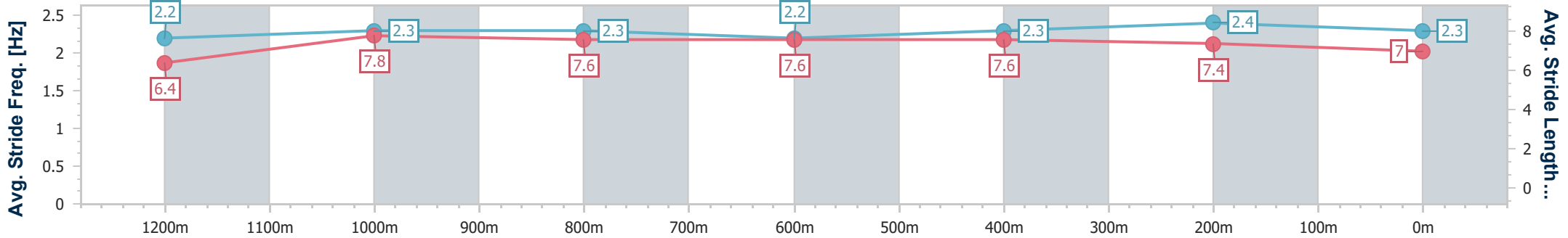
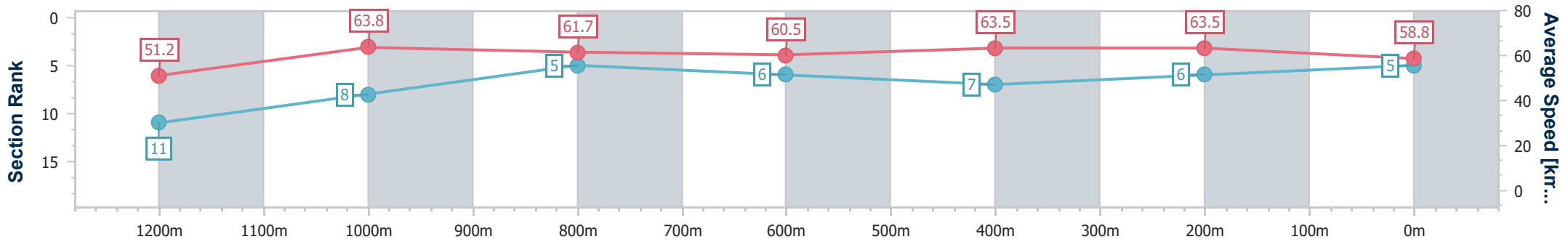


Eagle Farm QLD Professional
 Race 9: JONES & CO IGA DAYBREAK LOVER - 1400m
 20 April 2024 - 16:29
 Track Rating: Soft 6, Weather: Fine, Rail Position: +1m Entire



BRISBANE
RACING CLUB

Section	Overall	1200m	1000m	800m	600m	400m	200m
Section Times	1:24.76 [5] (0:14.17)	1:10.59 [11] (0:11.27)	0:59.32 [8] (0:11.89)	0:47.43 [5] (0:12.17)	0:35.26 [6] (0:11.69)	0:23.57 [7] (0:11.32)	0:12.25 [6] (0:12.25)
Average Speed [km/h]	51.2	63.8	61.7	60.5	63.5	63.5	58.8
Top Speed [km/h]	65.5	65.5	62.4	61.3	65.7	65.6	61.7
Avg. Dist. to Rail [m]	9.5	4.5	3.3	4.5	6.2	14.0	14.1
Avg. Stride Freq. [Hz]	2.2	2.3	2.3	2.2	2.3	2.4	2.3
Avg. Stride Length [m]	6.4	7.8	7.6	7.6	7.6	7.4	7.0



- [] Ranking at each section and finish
- .-.- No data available at this section
- NA No data available



Horse/Jockey Name	Edited By
Final Rank	6
Fastest Section Time (Section)	0:11.32 (400m)
Top Speed [km/h] (Section)	65.0 (Overall)
Race State	Finished

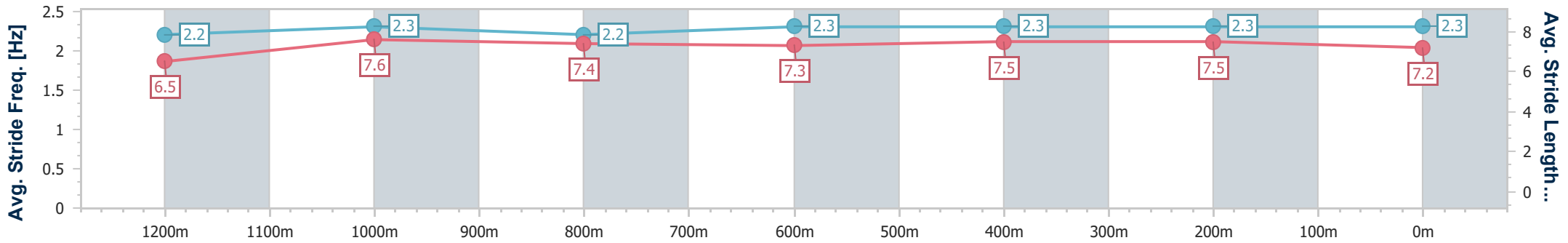
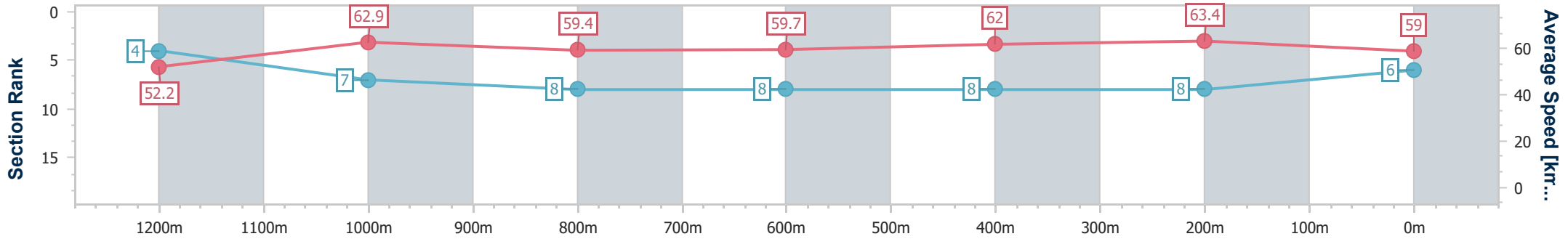


Eagle Farm QLD Professional
 Race 9: JONES & CO IGA DAYBREAK LOVER - 1400m
 20 April 2024 - 16:29
 Track Rating: Soft 6, Weather: Fine, Rail Position: +1m Entire



BRISBANE
RACING CLUB

Section	Overall	1200m	1000m	800m	600m	400m	200m
Section Times	1:24.82 [6] (0:13.83)	1:10.99 [4] (0:11.46)	0:59.53 [7] (0:12.24)	0:47.29 [8] (0:12.08)	0:35.21 [8] (0:11.64)	0:23.57 [8] (0:11.32)	0:12.25 [8] (0:12.25)
Average Speed [km/h]	52.2	62.9	59.4	59.7	62.0	63.4	59.0
Top Speed [km/h]	65.0	64.1	60.9	60.7	64.2	64.5	61.4
Avg. Dist. to Rail [m]	2.8	2.7	2.1	0.7	1.1	6.5	6.9
Avg. Stride Freq. [Hz]	2.2	2.3	2.2	2.3	2.3	2.3	2.3
Avg. Stride Length [m]	6.5	7.6	7.4	7.3	7.5	7.5	7.2



- [] Ranking at each section and finish
- .-.- No data available at this section
- NA No data available



Horse/Jockey Name	Kirikan
Final Rank	7
Fastest Section Time (Section)	0:10.97 (400m)
Top Speed [km/h] (Section)	67.2 (400m)
Race State	Finished

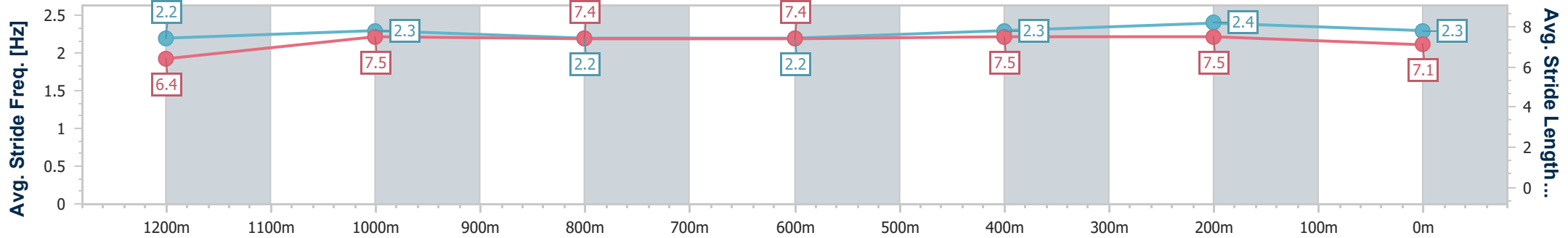
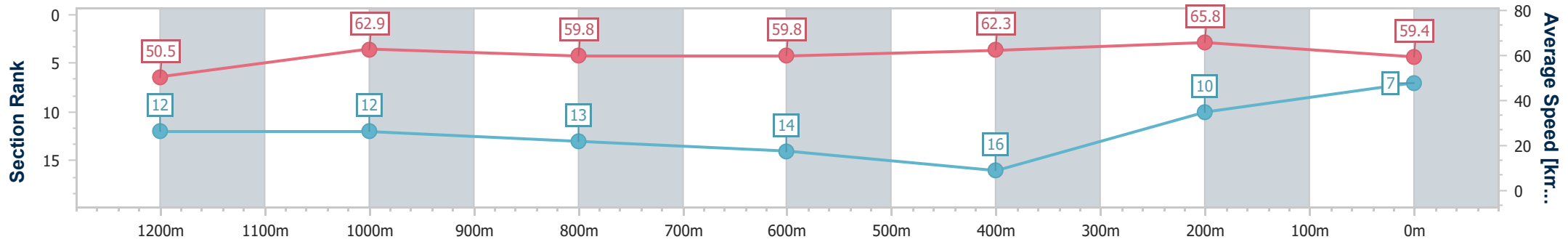


Eagle Farm QLD Professional
 Race 9: JONES & CO IGA DAYBREAK LOVER - 1400m
 20 April 2024 - 16:29
 Track Rating: Soft 6, Weather: Fine, Rail Position: +1m Entire



BRISBANE
RACING CLUB

Section	Overall	1200m	1000m	800m	600m	400m	200m
Section Times	1:24.83 [7] (0:14.28)	1:10.55 [12] (0:11.47)	0:59.08 [12] (0:12.15)	0:46.93 [13] (0:12.16)	0:34.77 [14] (0:11.68)	0:23.09 [16] (0:10.97)	0:12.12 [10] (0:12.12)
Average Speed [km/h]	50.5	62.9	59.8	59.8	62.3	65.8	59.4
Top Speed [km/h]	62.7	64.7	60.4	62.5	64.6	67.2	63.4
Avg. Dist. to Rail [m]	1.0	2.2	2.0	1.7	2.8	10.3	9.3
Avg. Stride Freq. [Hz]	2.2	2.3	2.2	2.2	2.3	2.4	2.3
Avg. Stride Length [m]	6.4	7.5	7.4	7.4	7.5	7.5	7.1



- [] Ranking at each section and finish
- .-.- No data available at this section
- NA No data available



Horse/Jockey Name	Eskimo
Final Rank	8
Fastest Section Time (Section)	0:11.06 (1200m)
Top Speed [km/h] (Section)	67.0 (1200m)
Race State	Finished

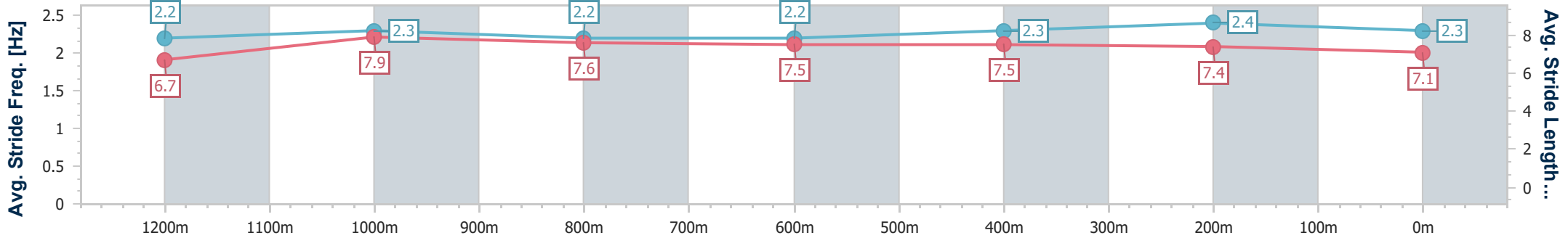
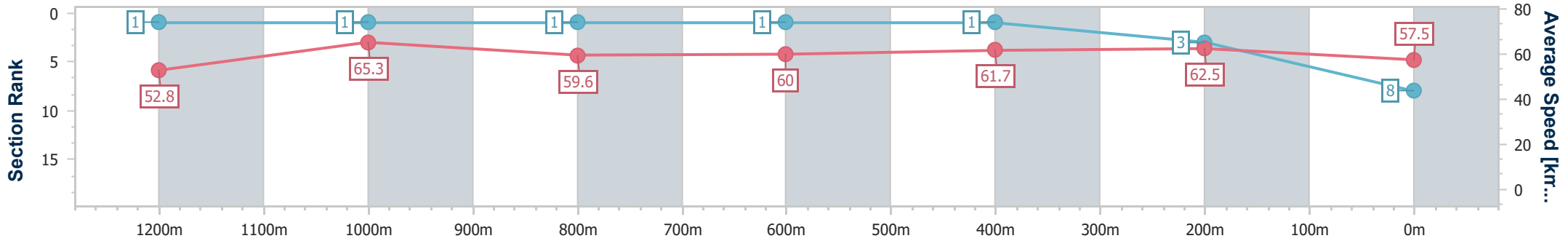


Eagle Farm QLD Professional
 Race 9: JONES & CO IGA DAYBREAK LOVER - 1400m
 20 April 2024 - 16:29
 Track Rating: Soft 6, Weather: Fine, Rail Position: +1m Entire



BRISBANE
RACING CLUB

Section	Overall	1200m	1000m	800m	600m	400m	200m
Section Times	1:24.84 [8] (0:13.71)	1:11.13 [1] (0:11.06)	1:00.07 [1] (0:12.22)	0:47.85 [1] (0:12.02)	0:35.83 [1] (0:11.78)	0:24.05 [1] (0:11.51)	0:12.54 [3] (0:12.54)
Average Speed [km/h]	52.8	65.3	59.6	60.0	61.7	62.5	57.5
Top Speed [km/h]	67.0	67.0	61.5	60.6	63.1	63.9	60.6
Avg. Dist. to Rail [m]	10.5	4.8	2.3	0.7	2.2	8.7	9.9
Avg. Stride Freq. [Hz]	2.2	2.3	2.2	2.2	2.3	2.4	2.3
Avg. Stride Length [m]	6.7	7.9	7.6	7.5	7.5	7.4	7.1



- [] Ranking at each section and finish
- .-.- No data available at this section
- NA No data available



Horse/Jockey Name	Easy Dun
Final Rank	9
Fastest Section Time (Section)	0:10.96 (400m)
Top Speed [km/h] (Section)	67.0 (400m)
Race State	Finished

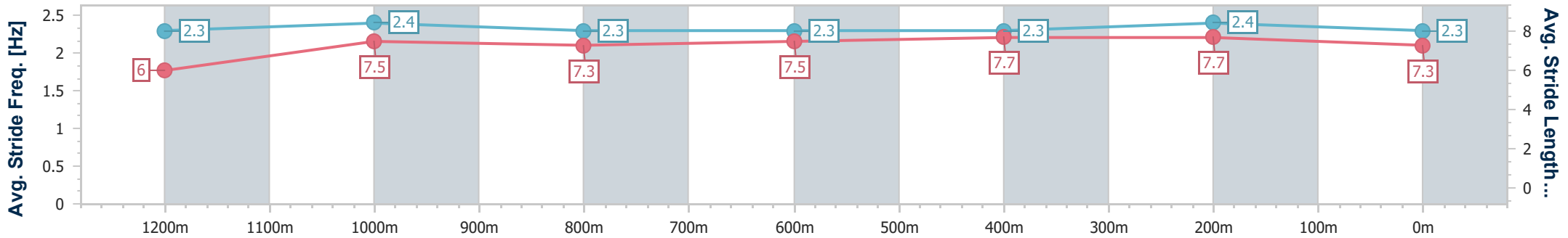
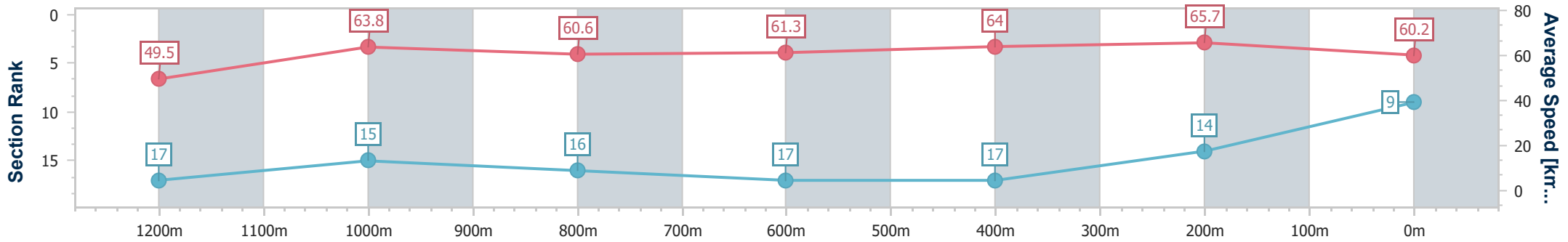


Eagle Farm QLD Professional
 Race 9: JONES & CO IGA DAYBREAK LOVER - 1400m
 20 April 2024 - 16:29
 Track Rating: Soft 6, Weather: Fine, Rail Position: +1m Entire



BRISBANE
RACING CLUB

Section	Overall	1200m	1000m	800m	600m	400m	200m
Section Times	1:24.90 [9] (0:14.59)	1:10.31 [17] (0:11.29)	0:59.02 [15] (0:12.36)	0:46.66 [16] (0:12.05)	0:34.61 [17] (0:11.66)	0:22.95 [17] (0:10.96)	0:11.99 [14] (0:11.99)
Average Speed [km/h]	49.5	63.8	60.6	61.3	64.0	65.7	60.2
Top Speed [km/h]	65.1	66.0	63.0	63.6	66.1	67.0	63.6
Avg. Dist. to Rail [m]	6.9	5.3	7.3	6.0	7.0	17.6	18.3
Avg. Stride Freq. [Hz]	2.3	2.4	2.3	2.3	2.3	2.4	2.3
Avg. Stride Length [m]	6.0	7.5	7.3	7.5	7.7	7.7	7.3



- [] Ranking at each section and finish
- .-.- No data available at this section
- NA No data available



Horse/Jockey Name	Volcanic Love
Final Rank	10
Fastest Section Time (Section)	0:11.39 (1200m)
Top Speed [km/h] (Section)	64.9 (600m)
Race State	Finished

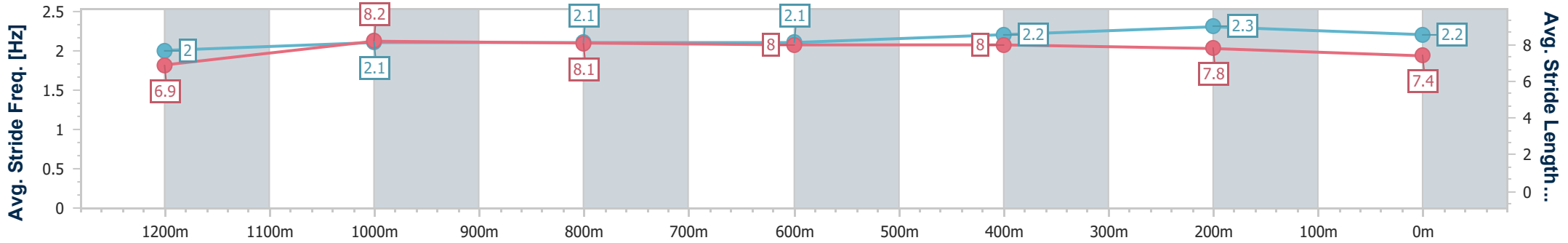
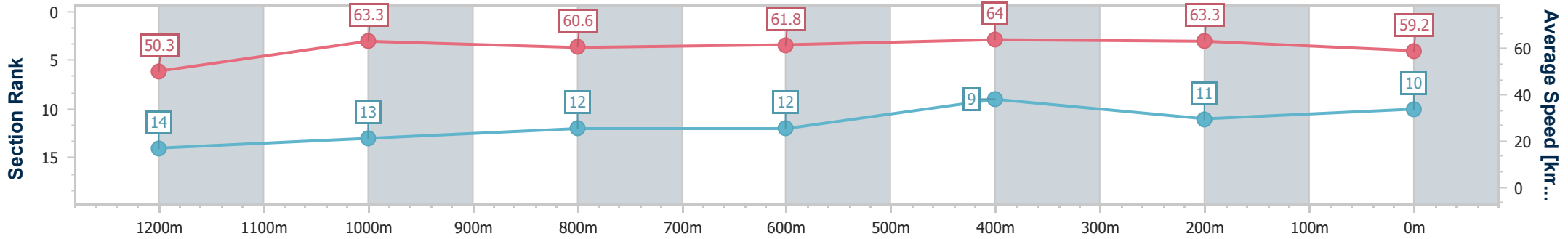


Eagle Farm QLD Professional
 Race 9: JONES & CO IGA DAYBREAK LOVER - 1400m
 20 April 2024 - 16:29
 Track Rating: Soft 6, Weather: Fine, Rail Position: +1m Entire



BRISBANE
RACING CLUB

Section	Overall	1200m	1000m	800m	600m	400m	200m
Section Times	1:24.94 [10] (0:14.39)	1:10.55 [14] (0:11.39)	0:59.16 [13] (0:12.12)	0:47.04 [12] (0:11.93)	0:35.11 [12] (0:11.55)	0:23.56 [9] (0:11.42)	0:12.14 [11] (0:12.14)
Average Speed [km/h]	50.3	63.3	60.6	61.8	64.0	63.3	59.2
Top Speed [km/h]	64.0	64.5	61.6	63.0	64.9	64.6	62.0
Avg. Dist. to Rail [m]	8.1	4.5	4.4	4.5	6.0	15.9	16.0
Avg. Stride Freq. [Hz]	2.0	2.1	2.1	2.1	2.2	2.3	2.2
Avg. Stride Length [m]	6.9	8.2	8.1	8.0	8.0	7.8	7.4



- [] Ranking at each section and finish
- .-.- No data available at this section
- NA No data available



Horse/Jockey Name	Encoder
Final Rank	11
Fastest Section Time (Section)	0:11.30 (400m)
Top Speed [km/h] (Section)	66.1 (400m)
Race State	Finished

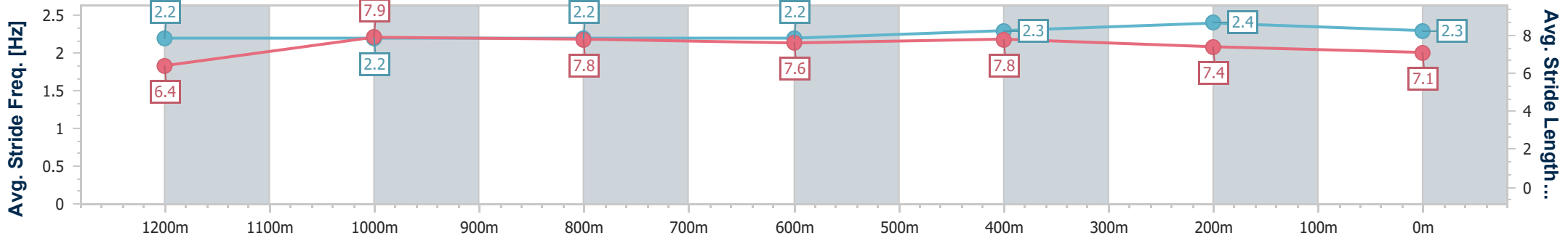
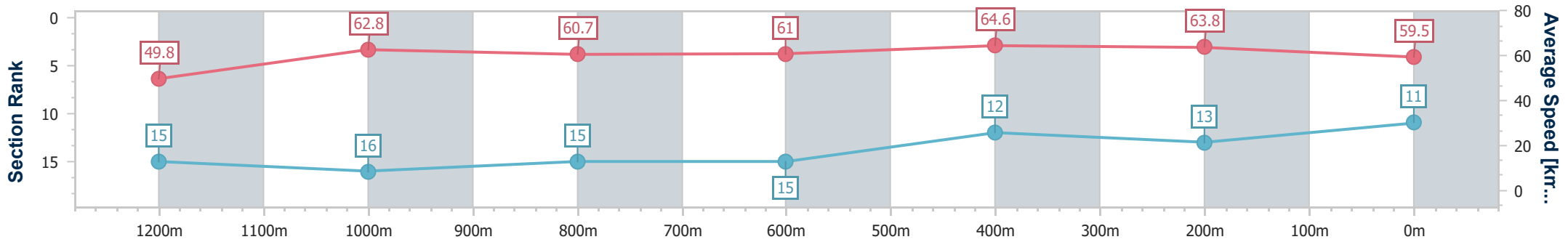


Eagle Farm QLD Professional
 Race 9: JONES & CO IGA DAYBREAK LOVER - 1400m
 20 April 2024 - 16:29
 Track Rating: Soft 6, Weather: Fine, Rail Position: +1m Entire



BRISBANE
RACING CLUB

Section	Overall	1200m	1000m	800m	600m	400m	200m
Section Times	1:24.98 [11] (0:14.49)	1:10.49 [15] (0:11.51)	0:58.98 [16] (0:12.09)	0:46.89 [15] (0:12.02)	0:34.87 [15] (0:11.46)	0:23.41 [12] (0:11.30)	0:12.11 [13] (0:12.11)
Average Speed [km/h]	49.8	62.8	60.7	61.0	64.6	63.8	59.5
Top Speed [km/h]	62.5	63.8	62.7	62.5	65.7	66.1	61.9
Avg. Dist. to Rail [m]	7.6	4.4	3.6	3.5	5.6	15.2	14.9
Avg. Stride Freq. [Hz]	2.2	2.2	2.2	2.2	2.3	2.4	2.3
Avg. Stride Length [m]	6.4	7.9	7.8	7.6	7.8	7.4	7.1



- [] Ranking at each section and finish
- .-.- No data available at this section
- NA No data available



Horse/Jockey Name	North Of Eli
Final Rank	12
Fastest Section Time (Section)	0:11.36 (1200m)
Top Speed [km/h] (Section)	65.3 (600m)
Race State	Finished

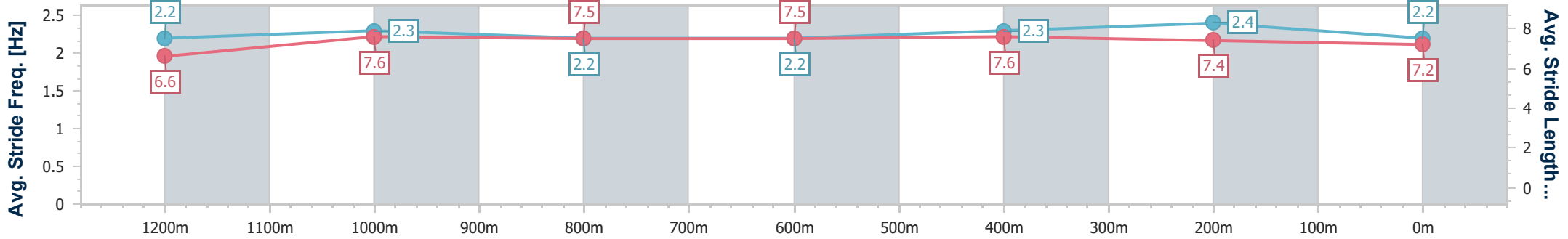
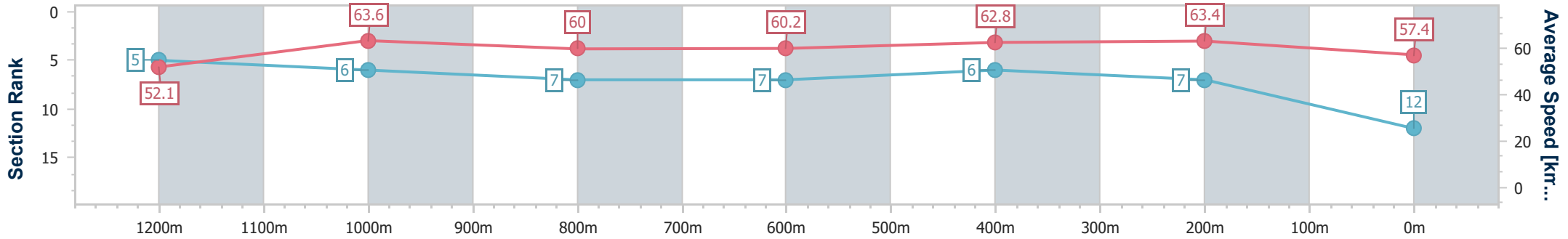


Eagle Farm QLD Professional
 Race 9: JONES & CO IGA DAYBREAK LOVER - 1400m
 20 April 2024 - 16:29
 Track Rating: Soft 6, Weather: Fine, Rail Position: +1m Entire



BRISBANE
RACING CLUB

Section	Overall	1200m	1000m	800m	600m	400m	200m
Section Times	1:25.08 [12] (0:13.87)	1:11.21 [5] (0:11.36)	0:59.85 [6] (0:12.21)	0:47.64 [7] (0:12.07)	0:35.57 [7] (0:11.67)	0:23.90 [6] (0:11.38)	0:12.52 [7] (0:12.52)
Average Speed [km/h]	52.1	63.6	60.0	60.2	62.8	63.4	57.4
Top Speed [km/h]	64.6	65.1	60.9	61.0	65.3	64.6	61.5
Avg. Dist. to Rail [m]	6.1	4.2	3.1	2.3	4.1	12.2	12.4
Avg. Stride Freq. [Hz]	2.2	2.3	2.2	2.2	2.3	2.4	2.2
Avg. Stride Length [m]	6.6	7.6	7.5	7.5	7.6	7.4	7.2



- [] Ranking at each section and finish
- .-.- No data available at this section
- NA No data available



Horse/Jockey Name	Connewarre
Final Rank	13
Fastest Section Time (Section)	0:11.29 (400m)
Top Speed [km/h] (Section)	64.6 (400m)
Race State	Finished

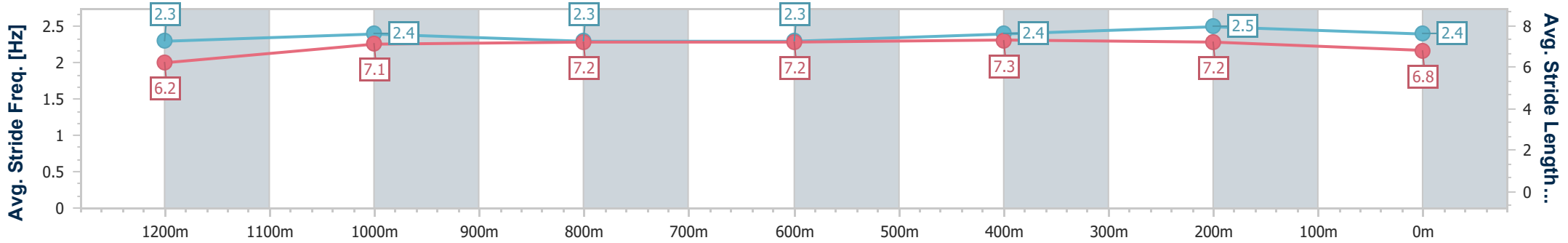
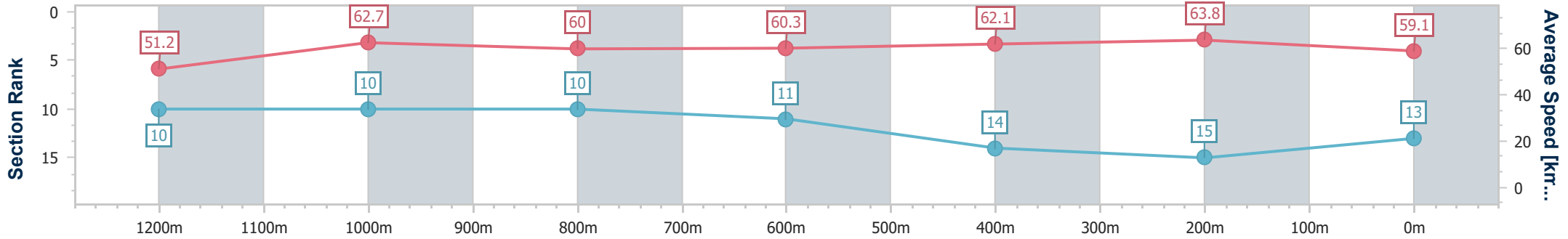


Eagle Farm QLD Professional
 Race 9: JONES & CO IGA DAYBREAK LOVER - 1400m
 20 April 2024 - 16:29
 Track Rating: Soft 6, Weather: Fine, Rail Position: +1m Entire



BRISBANE
RACING CLUB

Section	Overall	1200m	1000m	800m	600m	400m	200m
Section Times	1:25.09 [13] (0:14.08)	1:11.01 [10] (0:11.48)	0:59.53 [10] (0:12.13)	0:47.40 [10] (0:12.06)	0:35.34 [11] (0:11.88)	0:23.46 [14] (0:11.29)	0:12.17 [15] (0:12.17)
Average Speed [km/h]	51.2	62.7	60.0	60.3	62.1	63.8	59.1
Top Speed [km/h]	63.5	64.5	61.8	62.5	64.6	64.6	62.7
Avg. Dist. to Rail [m]	1.7	2.9	2.0	1.7	5.0	15.0	14.4
Avg. Stride Freq. [Hz]	2.3	2.4	2.3	2.3	2.4	2.5	2.4
Avg. Stride Length [m]	6.2	7.1	7.2	7.2	7.3	7.2	6.8



- [] Ranking at each section and finish
- .-.- No data available at this section
- NA No data available



Horse/Jockey Name	Makena
Final Rank	14
Fastest Section Time (Section)	0:11.37 (1200m)
Top Speed [km/h] (Section)	65.2 (1200m)
Race State	Finished

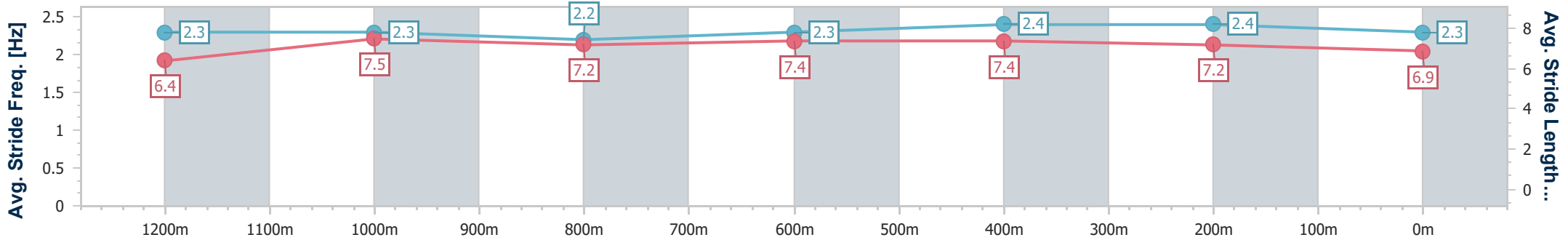
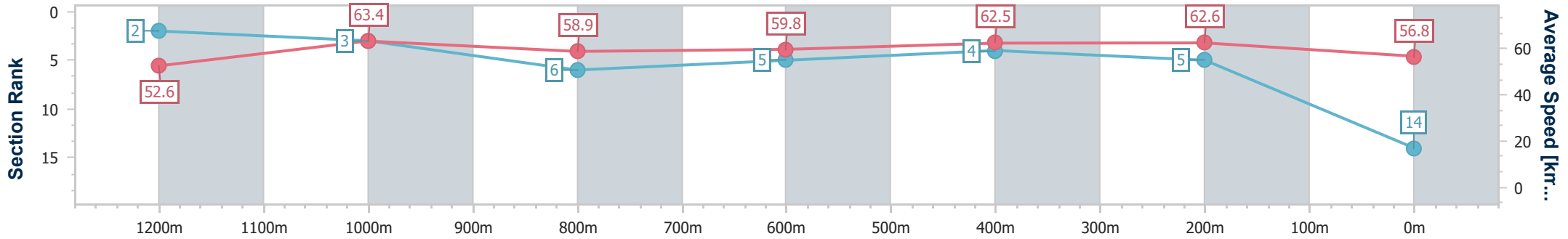


Eagle Farm QLD Professional
 Race 9: JONES & CO IGA DAYBREAK LOVER - 1400m
 20 April 2024 - 16:29
 Track Rating: Soft 6, Weather: Fine, Rail Position: +1m Entire



BRISBANE
RACING CLUB

Section	Overall	1200m	1000m	800m	600m	400m	200m
Section Times	1:25.13 [14] (0:13.73)	1:11.40 [2] (0:11.37)	1:00.03 [3] (0:12.25)	0:47.78 [6] (0:12.09)	0:35.69 [5] (0:11.53)	0:24.16 [4] (0:11.50)	0:12.66 [5] (0:12.66)
Average Speed [km/h]	52.6	63.4	58.9	59.8	62.5	62.6	56.8
Top Speed [km/h]	64.9	65.2	61.2	60.4	64.2	64.2	60.2
Avg. Dist. to Rail [m]	2.8	1.1	0.8	0.7	0.5	5.3	6.9
Avg. Stride Freq. [Hz]	2.3	2.3	2.2	2.3	2.4	2.4	2.3
Avg. Stride Length [m]	6.4	7.5	7.2	7.4	7.4	7.2	6.9



- [] Ranking at each section and finish
- .-.- No data available at this section
- NA No data available



Horse/Jockey Name	Bravely
Final Rank	15
Fastest Section Time (Section)	0:11.27 (400m)
Top Speed [km/h] (Section)	65.5 (400m)
Race State	Finished



Eagle Farm QLD Professional

Race 9: JONES & CO IGA DAYBREAK LOVER - 1400m

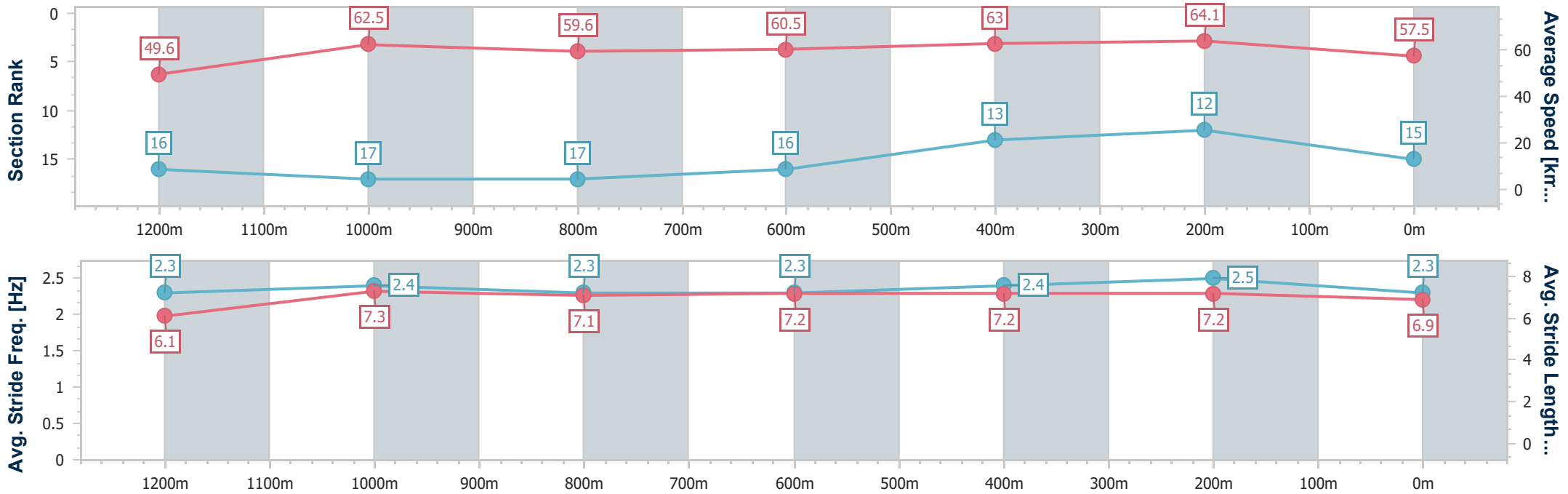
20 April 2024 - 16:29

Track Rating: Soft 6, Weather: Fine, Rail Position: +1m Entire



BRISBANE RACING CLUB

Section	Overall	1200m	1000m	800m	600m	400m	200m
Section Times	1:25.36 [15] (0:14.53)	1:10.83 [16] (0:11.49)	0:59.34 [17] (0:12.28)	0:47.06 [17] (0:11.90)	0:35.16 [16] (0:11.38)	0:23.78 [13] (0:11.27)	0:12.51 [12] (0:12.51)
Average Speed [km/h]	49.6	62.5	59.6	60.5	63.0	64.1	57.5
Top Speed [km/h]	63.0	64.6	61.0	62.8	65.4	65.5	62.9
Avg. Dist. to Rail [m]	4.3	2.7	2.6	0.9	2.2	8.8	7.5
Avg. Stride Freq. [Hz]	2.3	2.4	2.3	2.3	2.4	2.5	2.3
Avg. Stride Length [m]	6.1	7.3	7.1	7.2	7.2	7.2	6.9



- [] Ranking at each section and finish
- .-.- No data available at this section
- NA No data available



Horse/Jockey Name	Purveyor
Final Rank	16
Fastest Section Time (Section)	0:11.42 (400m)
Top Speed [km/h] (Section)	64.9 (400m)
Race State	Finished



Eagle Farm QLD Professional

Race 9: JONES & CO IGA DAYBREAK LOVER - 1400m

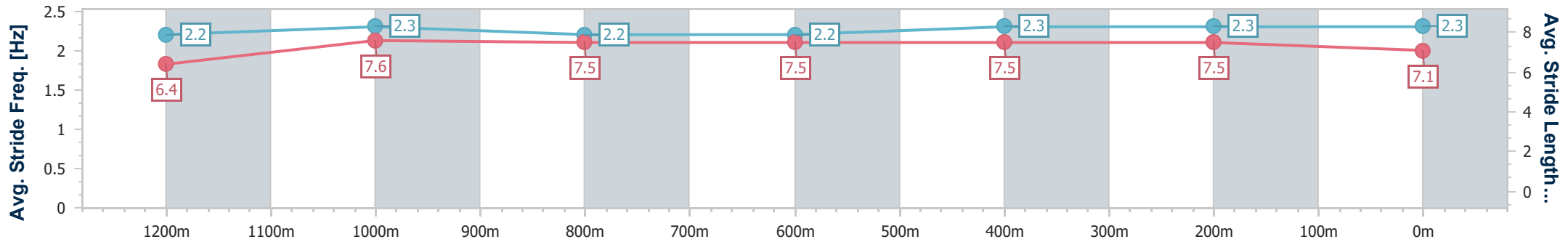
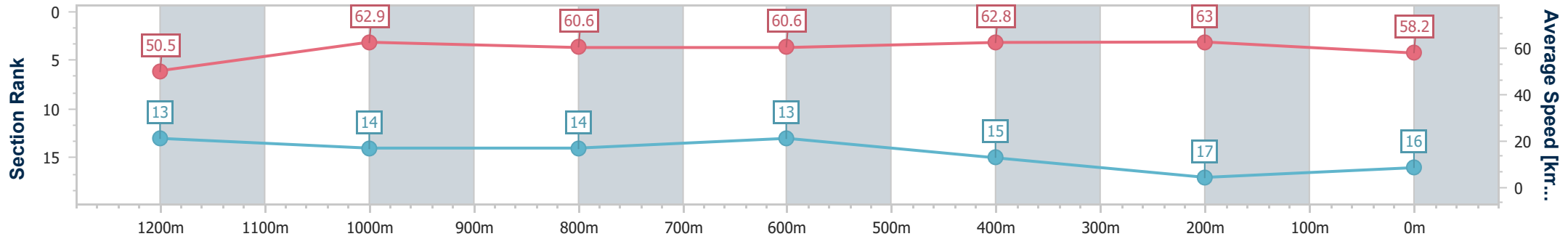
20 April 2024 - 16:29

Track Rating: Soft 6, Weather: Fine, Rail Position: +1m Entire



BRISBANE RACING CLUB

Section	Overall	1200m	1000m	800m	600m	400m	200m
Section Times	1:25.45 [16] (0:14.36)	1:11.09 [13] (0:11.45)	0:59.64 [14] (0:12.14)	0:47.50 [14] (0:12.01)	0:35.49 [13] (0:11.71)	0:23.78 [15] (0:11.42)	0:12.36 [17] (0:12.36)
Average Speed [km/h]	50.5	62.9	60.6	60.6	62.8	63.0	58.2
Top Speed [km/h]	64.0	64.3	61.4	61.6	64.3	64.9	60.4
Avg. Dist. to Rail [m]	7.2	4.7	4.0	2.6	4.1	14.5	15.0
Avg. Stride Freq. [Hz]	2.2	2.3	2.2	2.2	2.3	2.3	2.3
Avg. Stride Length [m]	6.4	7.6	7.5	7.5	7.5	7.5	7.1



- [] Ranking at each section and finish
- .-.- No data available at this section
- NA No data available



Horse/Jockey Name	Trifling
Final Rank	17
Fastest Section Time (Section)	0:11.48 (1200m)
Top Speed [km/h] (Section)	64.3 (400m)
Race State	Finished

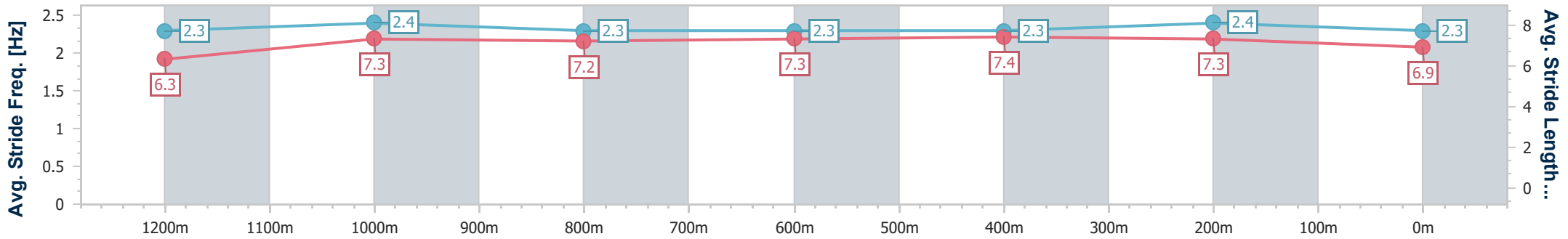
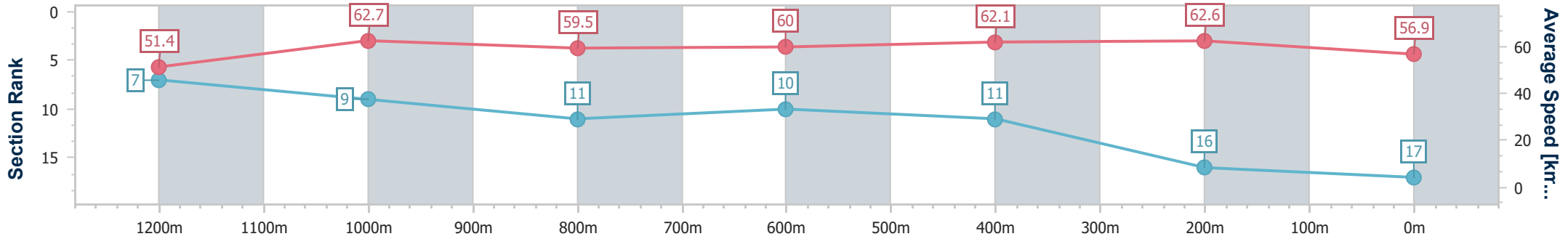


Eagle Farm QLD Professional
 Race 9: JONES & CO IGA DAYBREAK LOVER - 1400m
 20 April 2024 - 16:29
 Track Rating: Soft 6, Weather: Fine, Rail Position: +1m Entire



BRISBANE
RACING CLUB

Section	Overall	1200m	1000m	800m	600m	400m	200m
Section Times	1:25.62 [17] (0:14.00)	1:11.62 [7] (0:11.48)	1:00.14 [9] (0:12.22)	0:47.92 [11] (0:12.05)	0:35.87 [10] (0:11.73)	0:24.14 [11] (0:11.48)	0:12.66 [16] (0:12.66)
Average Speed [km/h]	51.4	62.7	59.5	60.0	62.1	62.6	56.9
Top Speed [km/h]	63.2	63.7	61.1	61.9	64.2	64.3	60.7
Avg. Dist. to Rail [m]	1.2	2.3	1.6	0.6	2.5	13.0	12.7
Avg. Stride Freq. [Hz]	2.3	2.4	2.3	2.3	2.3	2.4	2.3
Avg. Stride Length [m]	6.3	7.3	7.2	7.3	7.4	7.3	6.9



- [] Ranking at each section and finish
- .-.-.- No data available at this section
- NA No data available