



# Townsville QLD Professional

## Race 1: LADBROKE IT! Maiden Handicap - 1400m



23 April 2024 - 13:40

Track Rating: Soft 5, Weather: Fine, Rail Position: +6m 1000m-W/Post; +1.5m Remainder

Section	Overall	1200m	1000m	800m	600m	400m	Last 600m						
Field Times	1:24.55 (0:14.49)	1:10.06 (0:10.61)	0:59.45 (0:11.26)	0:48.19 (0:11.29)	0:36.90 (0:11.56)	0:25.34 (0:12.21)	0:36.90						
Rank	TAB	Horse/Jockey	Barrier	Top Speed [km/h]	Fastest Section							Distance Travelled [m]	
1	5	SEA OF CORTEZ Chelsea Jokic	2	66.7 1200m	0:10.99 1200m	1:24.55 [1] (0:14.61)	1:09.94 [3] (0:10.99)	0:58.95 [3] (0:11.32)	0:47.63 [3] (0:11.11)	0:36.52 [2] (0:11.38)	0:25.14 [3] (0:12.01)	0:36.52	
2	8	FAIRYBOWER FLYER Lacey Morrison	1	68.3 1200m	0:10.90 1200m	1:25.05 [2] (0:14.56)	1:10.49 [2] (0:10.90)	0:59.59 [2] (0:11.38)	0:48.21 [2] (0:11.19)	0:37.02 [3] (0:11.30)	0:25.72 [2] (0:12.30)	0:37.02	-2
3	9	MY LITTLE VIKING Chris Whiteley	5	65.8 1200m	0:11.09 1200m	1:25.25 [3] (0:14.93)	1:10.32 [5] (0:11.09)	0:59.23 [5] (0:11.45)	0:47.78 [5] (0:11.33)	0:36.45 [6] (0:11.67)	0:24.78 [4] (0:11.95)	0:36.45	-8
4	4	ICE BOUND Isabella Teh	3	69.6 1200m	0:10.61 1200m	1:25.44 [4] (0:14.49)	1:10.95 [1] (0:10.61)	1:00.34 [1] (0:11.26)	0:49.08 [1] (0:11.29)	0:37.79 [1] (0:11.56)	0:26.23 [1] (0:12.40)	0:37.79	-7
5	7	THE HIPPY Denicious Smith	7	65.7 1200m	0:11.18 1200m	1:27.39 [5] (0:15.23)	1:12.16 [8] (0:11.18)	1:00.98 [8] (0:11.41)	0:49.57 [8] (0:11.33)	0:38.24 [9] (0:12.41)	0:25.83 [6] (0:12.58)	0:38.24	+3
6	3	KAISA Scott Sheargold	4	67.5 1200m	0:10.81 1200m	1:27.82 [6] (0:15.98)	1:11.84 [9] (0:10.81)	1:01.03 [9] (0:11.13)	0:49.90 [9] (0:11.23)	0:38.67 [8] (0:12.37)	0:26.30 [5] (0:12.21)	0:38.67	-4
7	2	RIVALON Adrian Layt	8	68.2 Overall	0:11.11 1200m	1:30.98 [7] (0:15.06)	1:15.92 [6] (0:11.11)	1:04.81 [6] (0:11.35)	0:53.46 [6] (0:11.26)	0:42.20 [5] (0:12.92)	0:29.28 [7] (0:13.49)	0:42.20	+0

Did Not Finish: Sosthenes (#1), Hughie Vuitton (#6)

[ ] Ranking at each section and finish  
 -:-:- No data available at this section  
 NA No data available

SCN Saddle cloth number  
 DNF Did not finish  
 DNT Did not track



# Townsville QLD Professional

## Race 1: LADBROKE IT! Maiden Handicap - 1400m

23 April 2024 - 13:40



Track Rating: Soft 5, Weather: Fine, Rail Position: +6m 1000m-W/Post; +1.5m Remainder

Section				200m				Last 600m	
Field Times				0:13.13 (0:13.13)				0:36.90	
Rank	TAB	Horse/Jockey	Barrier	Top Speed [km/h]	Fastest Section	Margin			Distance Travelled [m]
1	5	<b>SEA OF CORTEZ</b> Chelsea Jokic	2	66.7 1200m	0:10.99 1200m	0:13.13 [1] (0:13.13)	1:24.55		0:36.52
2	8	<b>FAIRYBOWER FLYER</b> Lacey Morrison	1	68.3 1200m	0:10.90 1200m	0:13.42 [3] (0:13.42)	2.92L		0:37.02 -2
3	9	<b>MY LITTLE VIKING</b> Chris Whiteley	5	65.8 1200m	0:11.09 1200m	0:12.83 [4] (0:12.83)	4.11L		0:36.45 -8
4	4	<b>ICE BOUND</b> Isabella Teh	3	69.6 1200m	0:10.61 1200m	0:13.83 [2] (0:13.83)	5.19L		0:37.79 -7
5	7	<b>THE HIPPY</b> Denicious Smith	7	65.7 1200m	0:11.18 1200m	0:13.25 [6] (0:13.25)	16.71L		0:38.24 +3
6	3	<b>KAISA</b> Scott Sheargold	4	67.5 1200m	0:10.81 1200m	0:14.09 [5] (0:14.09)	19.2L		0:38.67 -4
7	2	<b>RIVALON</b> Adrian Layt	8	68.2 Overall	0:11.11 1200m	0:15.79 [7] (0:15.79)	37.8L		0:42.20 +0

Did Not Finish: Sosthenes (#1), Hughie Vuitton (#6)



Horse/Jockey Name	Sea Of Cortez
Final Rank	1
Fastest Section Time (Section)	0:10.99 (1200m)
Top Speed [km/h] (Section)	66.7 (1200m)
Race State	Finished



### Townsville QLD Professional

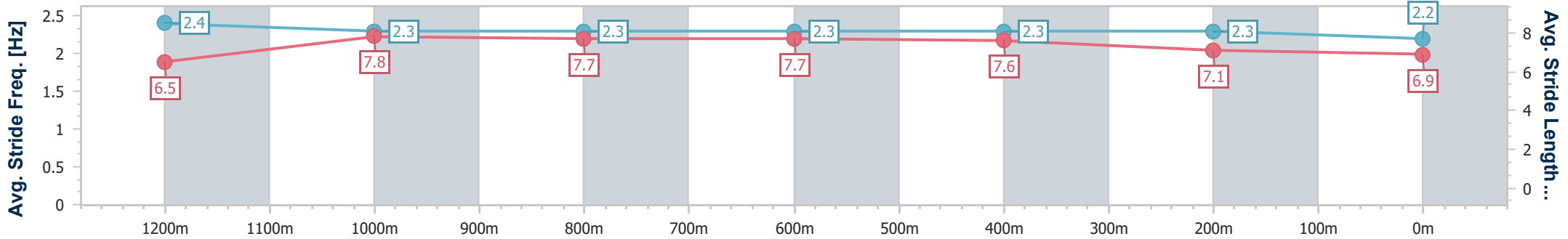
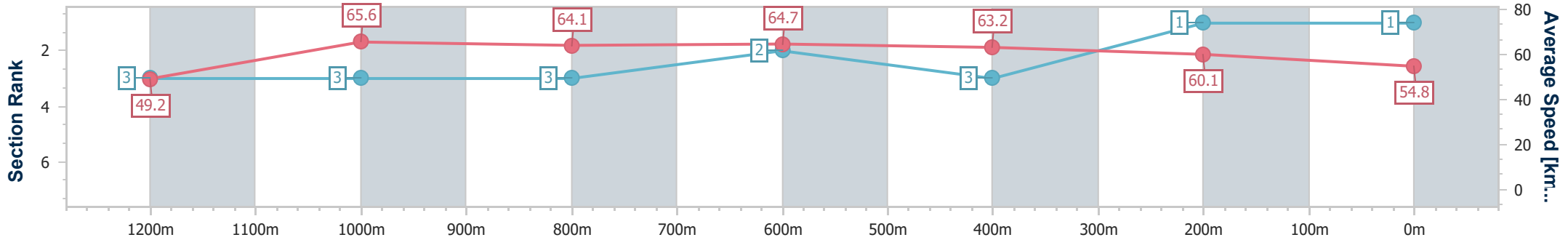
Race 1: LADBROKE IT! Maiden Handicap - 1400m

23 April 2024 - 13:40

Track Rating: Soft 5, Weather: Fine, Rail Position: +6m 1000m-  
W/Post; +1.5m Remainder



Section	Overall	1200m	1000m	800m	600m	400m	200m
Section Times	1:24.55 [1] (0:14.61)	1:09.94 [3] (0:10.99)	0:58.95 [3] (0:11.32)	0:47.63 [3] (0:11.11)	0:36.52 [2] (0:11.38)	0:25.14 [3] (0:12.01)	0:13.13 [1] (0:13.13)
Average Speed [km/h]	49.2	65.6	64.1	64.7	63.2	60.1	54.8
Top Speed [km/h]	65.8	66.7	65.4	65.3	64.7	62.1	58.0
Avg. Dist. to Rail [m]	4.6	1.9	2.0	0.6	0.5	1.4	3.5
Avg. Stride Freq. [Hz]	2.4	2.3	2.3	2.3	2.3	2.3	2.2
Avg. Stride Length [m]	6.5	7.8	7.7	7.7	7.6	7.1	6.9



- [ ] Ranking at each section and finish
- .-.- No data available at this section
- NA No data available



Horse/Jockey Name	Fairybower Flyer
Final Rank	2
Fastest Section Time (Section)	0:10.90 (1200m)
Top Speed [km/h] (Section)	68.3 (1200m)
Race State	Finished



### Townsville QLD Professional

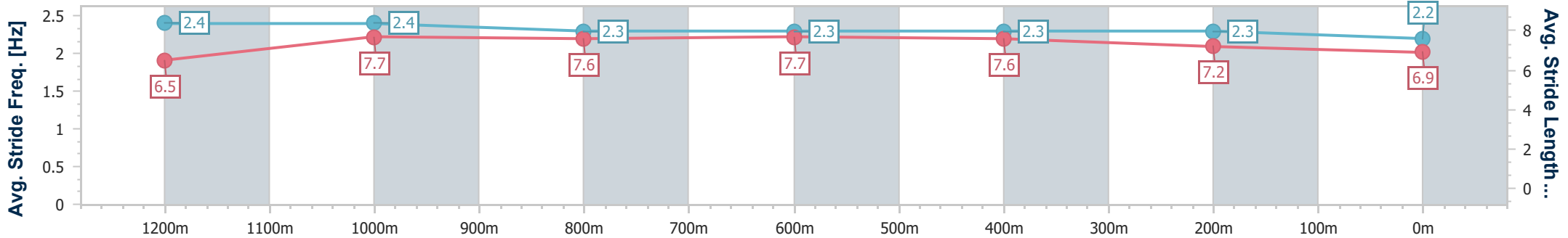
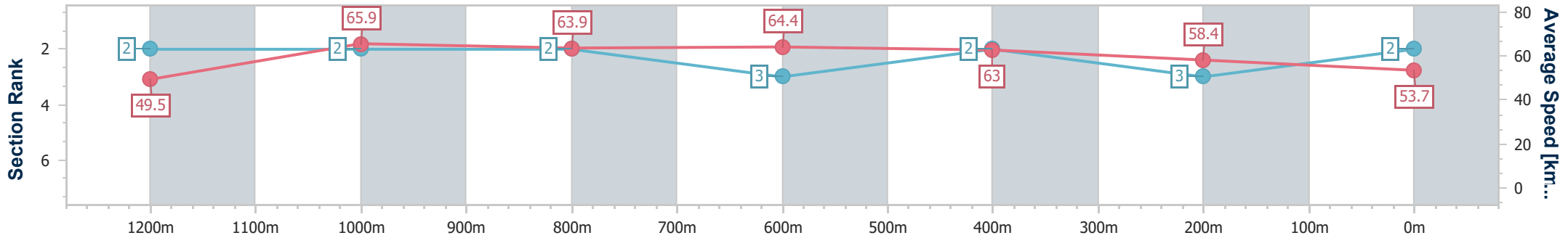
Race 1: LADBROKE IT! Maiden Handicap - 1400m

23 April 2024 - 13:40

Track Rating: Soft 5, Weather: Fine, Rail Position: +6m 1000m-  
W/Post; +1.5m Remainder



Section	Overall	1200m	1000m	800m	600m	400m	200m
Section Times	1:25.05 [2] (0:14.56)	1:10.49 [2] (0:10.90)	0:59.59 [2] (0:11.38)	0:48.21 [2] (0:11.19)	0:37.02 [3] (0:11.30)	0:25.72 [2] (0:12.30)	0:13.42 [3] (0:13.42)
Average Speed [km/h]	49.5	65.9	63.9	64.4	63.0	58.4	53.7
Top Speed [km/h]	68.2	68.3	65.9	65.4	64.6	60.2	57.3
Avg. Dist. to Rail [m]	1.7	0.6	2.0	1.1	2.3	0.6	2.9
Avg. Stride Freq. [Hz]	2.4	2.4	2.3	2.3	2.3	2.3	2.2
Avg. Stride Length [m]	6.5	7.7	7.6	7.7	7.6	7.2	6.9



- [ ] Ranking at each section and finish
- .-.- No data available at this section
- NA No data available



Horse/Jockey Name	My Little Viking
Final Rank	3
Fastest Section Time (Section)	0:11.09 (1200m)
Top Speed [km/h] (Section)	65.8 (1200m)
Race State	Finished



Townsville QLD Professional

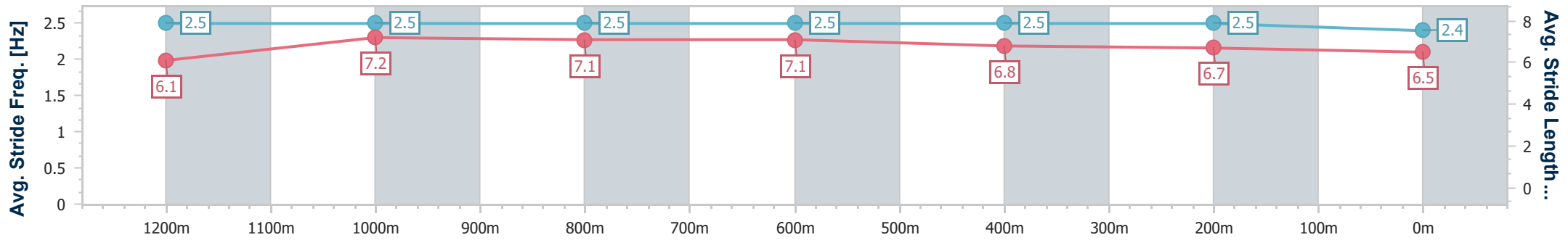
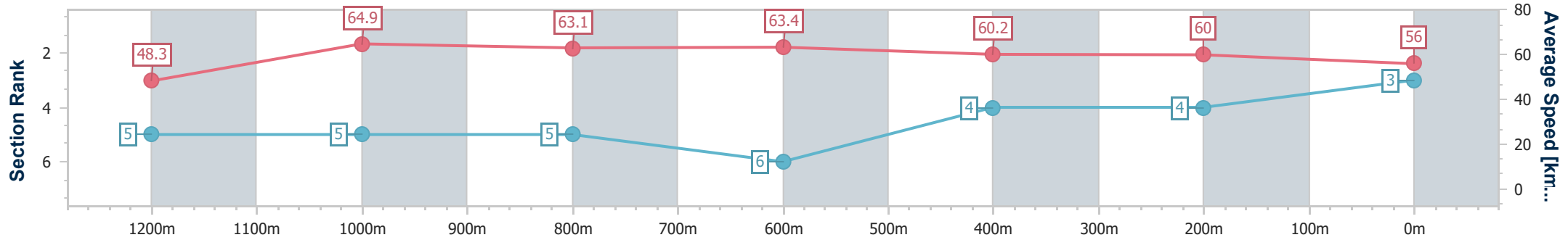
Race 1: LADBROKE IT! Maiden Handicap - 1400m

23 April 2024 - 13:40

Track Rating: Soft 5, Weather: Fine, Rail Position: +6m 1000m-  
W/Post; +1.5m Remainder



Section	Overall	1200m	1000m	800m	600m	400m	200m
Section Times	1:25.25 [3] (0:14.93)	1:10.32 [5] (0:11.09)	0:59.23 [5] (0:11.45)	0:47.78 [5] (0:11.33)	0:36.45 [6] (0:11.67)	0:24.78 [4] (0:11.95)	0:12.83 [4] (0:12.83)
Average Speed [km/h]	48.3	64.9	63.1	63.4	60.2	60.0	56.0
Top Speed [km/h]	64.5	65.8	63.8	63.9	64.0	61.6	59.7
Avg. Dist. to Rail [m]	6.0	0.8	1.3	1.9	4.3	1.7	3.1
Avg. Stride Freq. [Hz]	2.5	2.5	2.5	2.5	2.5	2.5	2.4
Avg. Stride Length [m]	6.1	7.2	7.1	7.1	6.8	6.7	6.5



- [ ] Ranking at each section and finish
- .-.- No data available at this section
- NA No data available



Horse/Jockey Name	Ice Bound
Final Rank	4
Fastest Section Time (Section)	0:10.61 (1200m)
Top Speed [km/h] (Section)	69.6 (1200m)
Race State	Finished



### Townsville QLD Professional

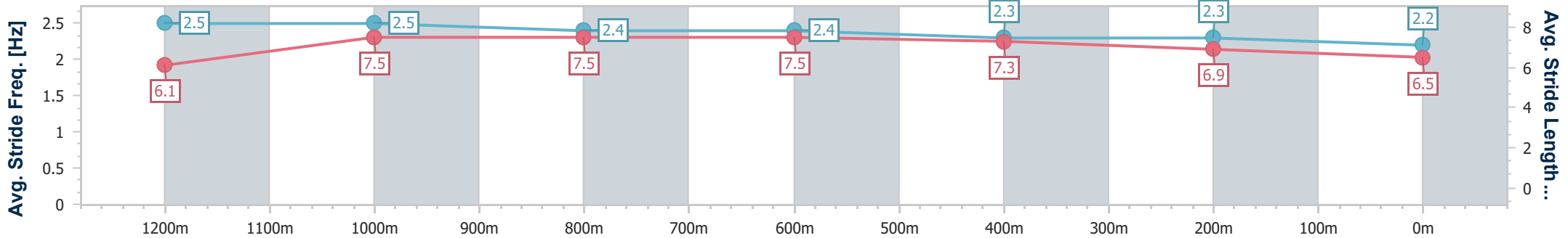
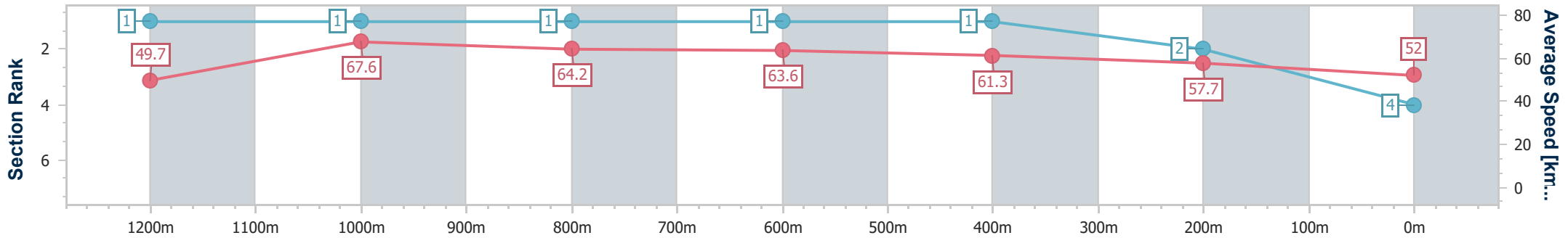
Race 1: LADBROKE IT! Maiden Handicap - 1400m

23 April 2024 - 13:40

Track Rating: Soft 5, Weather: Fine, Rail Position: +6m 1000m-  
W/Post; +1.5m Remainder



Section	Overall	1200m	1000m	800m	600m	400m	200m
Section Times	1:25.44 [4] (0:14.49)	1:10.95 [1] (0:10.61)	1:00.34 [1] (0:11.26)	0:49.08 [1] (0:11.29)	0:37.79 [1] (0:11.56)	0:26.23 [1] (0:12.40)	0:13.83 [2] (0:13.83)
Average Speed [km/h]	49.7	67.6	64.2	63.6	61.3	57.7	52.0
Top Speed [km/h]	68.3	69.6	64.9	64.8	63.4	59.5	55.6
Avg. Dist. to Rail [m]	5.5	1.3	0.8	0.8	2.7	2.6	0.6
Avg. Stride Freq. [Hz]	2.5	2.5	2.4	2.4	2.3	2.3	2.2
Avg. Stride Length [m]	6.1	7.5	7.5	7.5	7.3	6.9	6.5



- [ ] Ranking at each section and finish
- .-.- No data available at this section
- NA No data available



Horse/Jockey Name	The Hippy
Final Rank	5
Fastest Section Time (Section)	0:11.18 (1200m)
Top Speed [km/h] (Section)	65.7 (1200m)
Race State	Finished



### Townsville QLD Professional

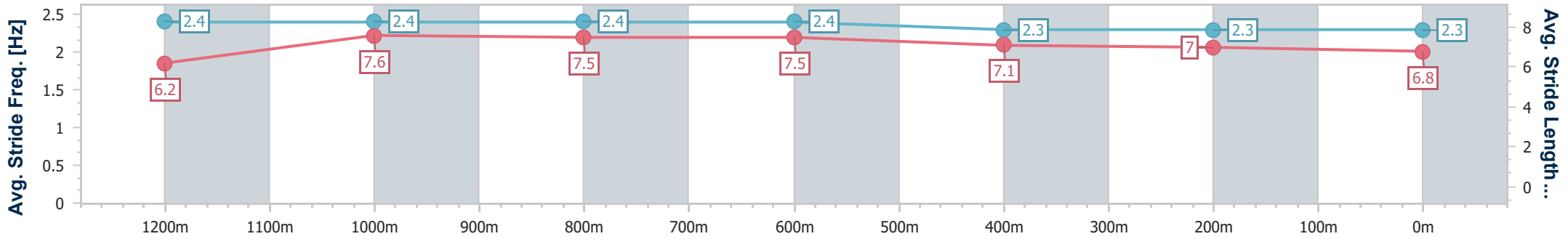
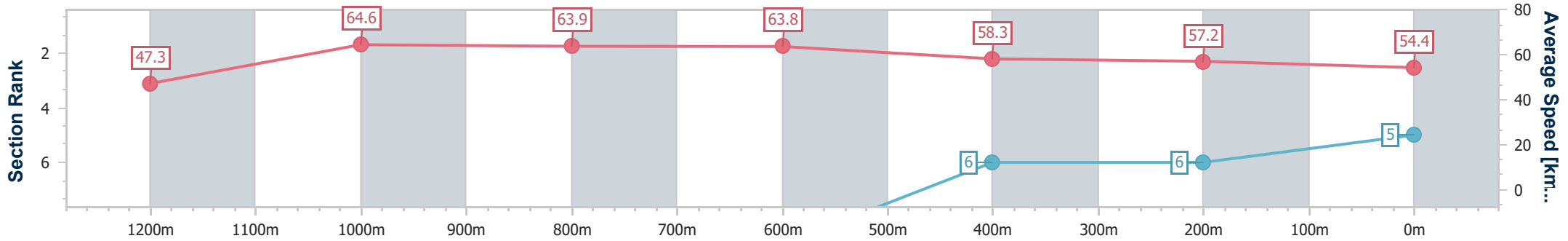
Race 1: LADBROKE IT! Maiden Handicap - 1400m

23 April 2024 - 13:40

Track Rating: Soft 5, Weather: Fine, Rail Position: +6m 1000m-  
W/Post; +1.5m Remainder



Section	Overall	1200m	1000m	800m	600m	400m	200m
Section Times	1:27.39 [5] (0:15.23)	1:12.16 [8] (0:11.18)	1:00.98 [8] (0:11.41)	0:49.57 [8] (0:11.33)	0:38.24 [9] (0:12.41)	0:25.83 [6] (0:12.58)	0:13.25 [6] (0:13.25)
Average Speed [km/h]	47.3	64.6	63.9	63.8	58.3	57.2	54.4
Top Speed [km/h]	65.3	65.7	64.8	64.6	63.1	58.3	56.8
Avg. Dist. to Rail [m]	7.1	1.9	2.7	1.3	1.6	2.1	3.4
Avg. Stride Freq. [Hz]	2.4	2.4	2.4	2.4	2.3	2.3	2.3
Avg. Stride Length [m]	6.2	7.6	7.5	7.5	7.1	7.0	6.8



- [ ] Ranking at each section and finish
- .-.- No data available at this section
- NA No data available



Horse/Jockey Name	Kaisa
Final Rank	6
Fastest Section Time (Section)	0:10.81 (1200m)
Top Speed [km/h] (Section)	67.5 (1200m)
Race State	Finished



### Townsville QLD Professional

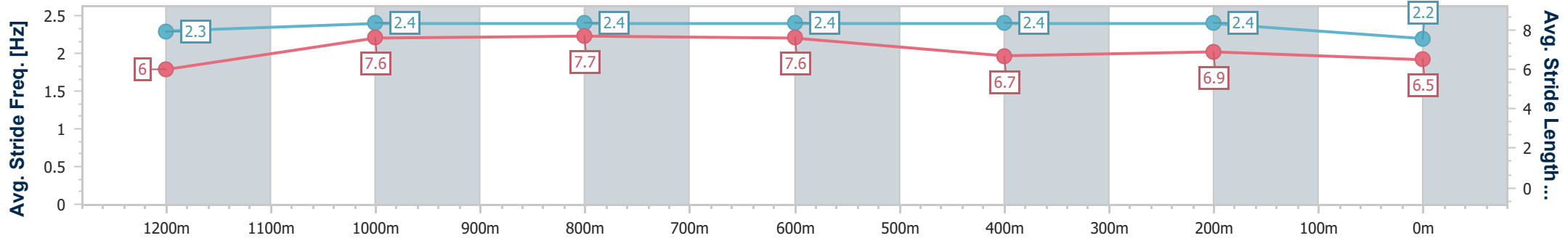
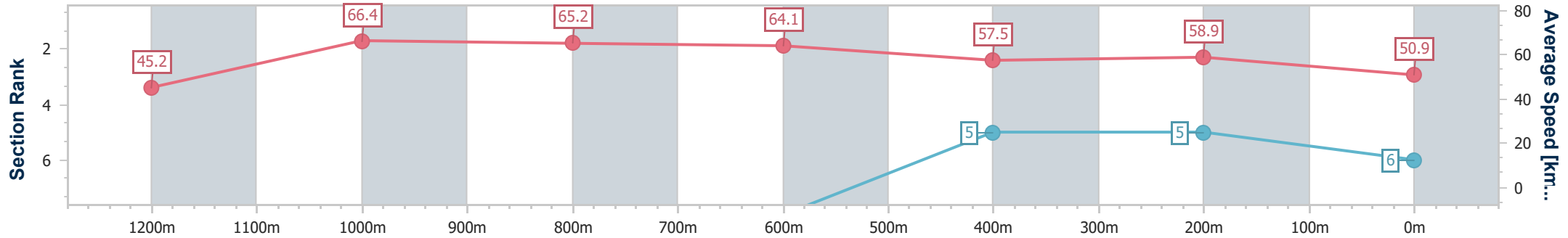
Race 1: LADBROKE IT! Maiden Handicap - 1400m

23 April 2024 - 13:40

Track Rating: Soft 5, Weather: Fine, Rail Position: +6m 1000m-  
W/Post; +1.5m Remainder



Section	Overall	1200m	1000m	800m	600m	400m	200m
Section Times	1:27.82 [6] (0:15.98)	1:11.84 [9] (0:10.81)	1:01.03 [9] (0:11.13)	0:49.90 [9] (0:11.23)	0:38.67 [8] (0:12.37)	0:26.30 [5] (0:12.21)	0:14.09 [5] (0:14.09)
Average Speed [km/h]	45.2	66.4	65.2	64.1	57.5	58.9	50.9
Top Speed [km/h]	67.2	67.5	65.7	64.8	64.7	59.9	57.3
Avg. Dist. to Rail [m]	4.0	0.8	1.7	1.5	2.0	1.6	0.3
Avg. Stride Freq. [Hz]	2.3	2.4	2.4	2.4	2.4	2.4	2.2
Avg. Stride Length [m]	6.0	7.6	7.7	7.6	6.7	6.9	6.5



- [ ] Ranking at each section and finish
- .-.- No data available at this section
- NA No data available





Horse/Jockey Name	Rivalon
Final Rank	7
Fastest Section Time (Section)	0:11.11 (1200m)
Top Speed [km/h] (Section)	68.2 (Overall)
Race State	Finished



### Townsville QLD Professional

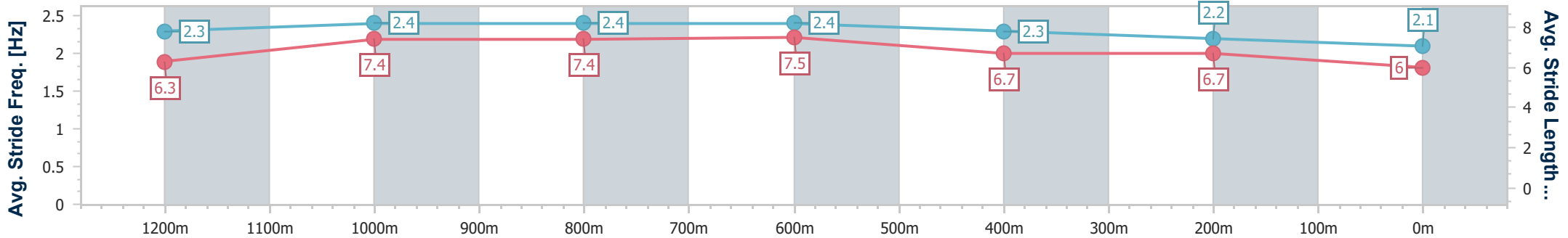
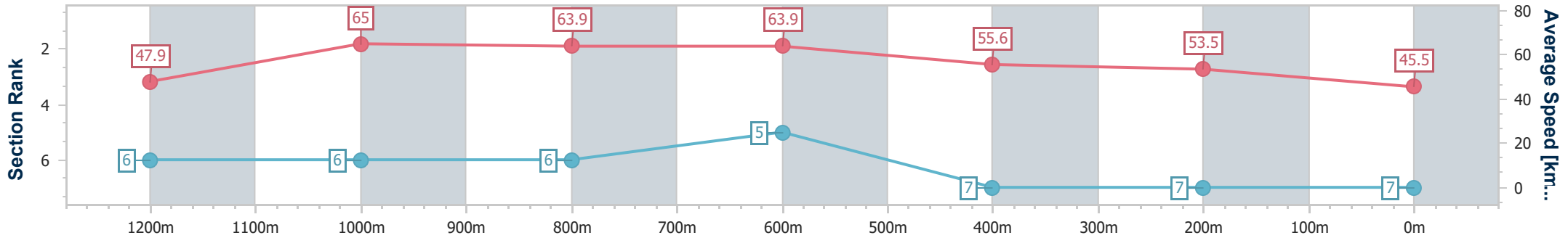
Race 1: LADBROKE IT! Maiden Handicap - 1400m

23 April 2024 - 13:40

Track Rating: Soft 5, Weather: Fine, Rail Position: +6m 1000m-  
W/Post; +1.5m Remainder



Section	Overall	1200m	1000m	800m	600m	400m	200m
Section Times	1:30.98 [7] (0:15.06)	1:15.92 [6] (0:11.11)	1:04.81 [6] (0:11.35)	0:53.46 [6] (0:11.26)	0:42.20 [5] (0:12.92)	0:29.28 [7] (0:13.49)	0:15.79 [7] (0:15.79)
Average Speed [km/h]	47.9	65.0	63.9	63.9	55.6	53.5	45.5
Top Speed [km/h]	68.2	67.7	65.4	65.4	65.0	55.4	51.5
Avg. Dist. to Rail [m]	7.6	1.9	2.1	1.4	1.2	1.2	2.4
Avg. Stride Freq. [Hz]	2.3	2.4	2.4	2.4	2.3	2.2	2.1
Avg. Stride Length [m]	6.3	7.4	7.4	7.5	6.7	6.7	6.0



- [ ] Ranking at each section and finish
- .-.- No data available at this section
- NA No data available



Horse/Jockey Name	Sosthenes
Final Rank	2147483647
Fastest Section Time (Section)	0:11.09 (1200m)
Top Speed [km/h] (Section)	65.9 (1200m)
Race State	DidNotFinish



Townsville QLD Professional

Race 1: LADBROKE IT! Maiden Handicap - 1400m

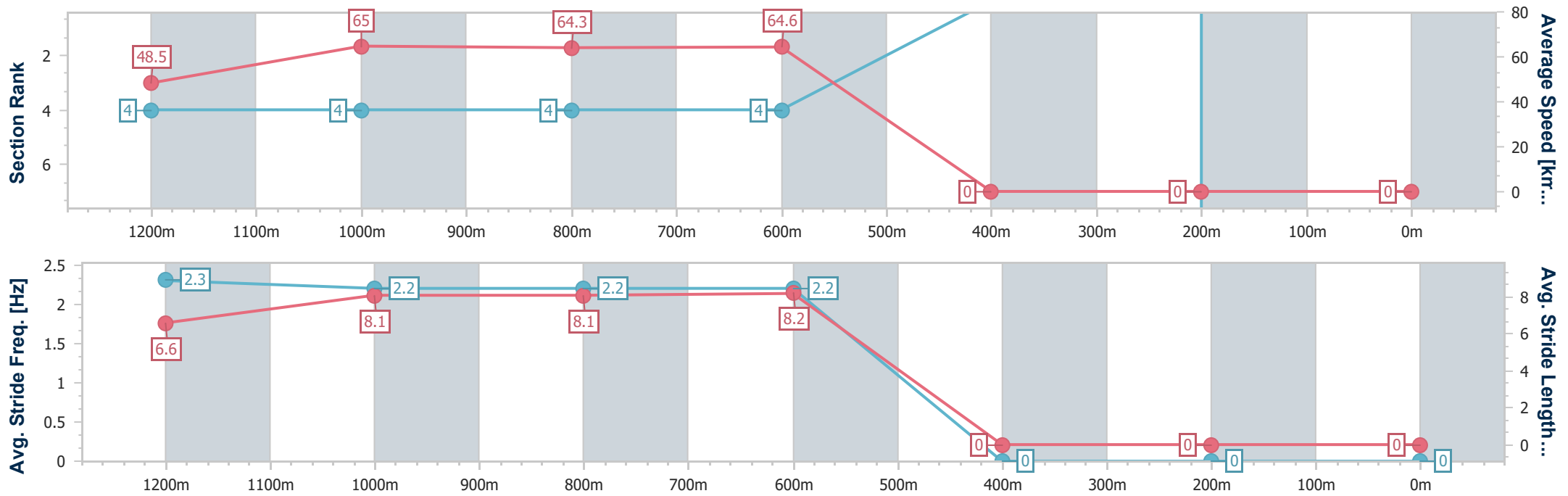
23 April 2024 - 13:40

Track Rating: Soft 5, Weather: Fine, Rail Position: +6m 1000m-  
W/Post; +1.5m Remainder



Section	Overall	1200m	1000m	800m	600m	400m	200m						
Section Times	0:00.00 [2147483647 ] (0:14.91)	0:00.00 [4] (0:11.09)	0:00.00 [4] (0:11.27)	0:00.00 [4] (0:11.14)	-:--:--	-:--:--	-:--:--						
Average Speed [km/h]	48.5	65.0	64.3	64.6	0.0	0.0	0.0						
Top Speed [km/h]	65.3	65.9	65.5	65.4	--:--	--:--	--:--						
Avg. Dist. to Rail [m]	8.5	2.5	1.6	1.3	0.0	0.0	0.0						
Avg. Stride Freq. [Hz]	2.3	2.2	2.2	2.2	--:--	--:--	--:--						
Avg. Stride Length [m]	6.6	8.1	8.1	8.2	--:--	--:--	--:--						

- [ ] Ranking at each section and finish
- :--:-- No data available at this section
- NA No data available





Horse/Jockey Name	Hughie Vuitton
Final Rank	8
Fastest Section Time (Section)	0:11.15 (1200m)
Top Speed [km/h] (Section)	65.3 (Overall)
Race State	DidNotFinish



### Townsville QLD Professional

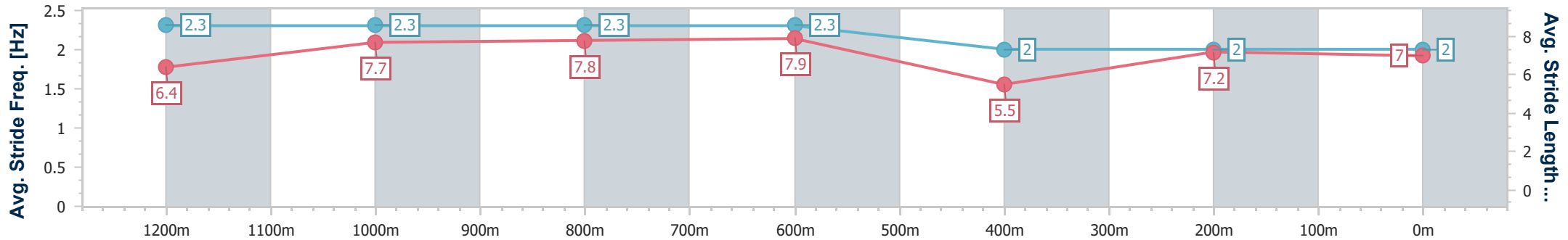
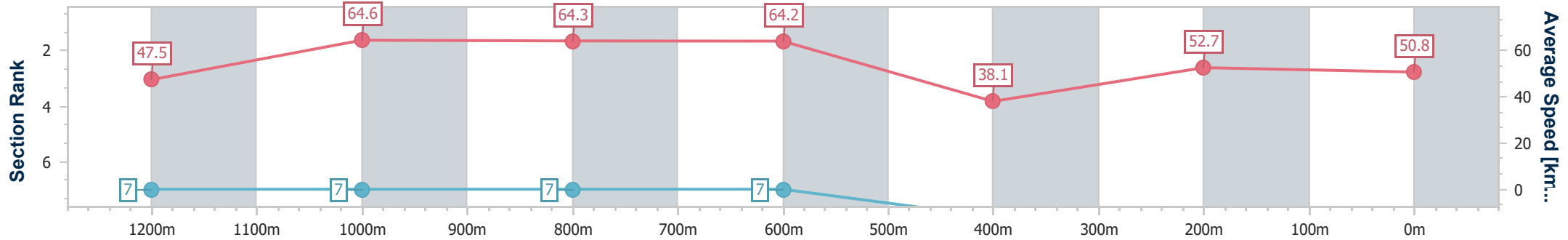
Race 1: LADBROKE IT! Maiden Handicap - 1400m

23 April 2024 - 13:40

Track Rating: Soft 5, Weather: Fine, Rail Position: +6m 1000m-  
W/Post; +1.5m Remainder



Section	Overall	1200m	1000m	800m	600m	400m	200m
Section Times	0:00.00 [8] (0:15.17)	0:00.00 [7] (0:11.15)	0:00.00 [7] (0:11.29)	0:00.00 [7] (0:11.23)	0:00.00 [7] (0:18.87)	0:00.00 [8] (0:13.68)	0:00.00 [8] (0:14.16)
Average Speed [km/h]	47.5	64.6	64.3	64.2	38.1	52.7	50.8
Top Speed [km/h]	65.3	65.3	65.2	65.2	64.9	54.0	53.8
Avg. Dist. to Rail [m]	5.4	1.2	1.7	1.1	2.0	3.1	6.7
Avg. Stride Freq. [Hz]	2.3	2.3	2.3	2.3	2.0	2.0	2.0
Avg. Stride Length [m]	6.4	7.7	7.8	7.9	5.5	7.2	7.0



- [ ] Ranking at each section and finish
- .-.- No data available at this section
- NA No data available



# Townsville QLD Professional

## Race 2: Ladbrokes Same Race Multi QTIS Two-Years-Old Maiden Handicap - 1200m

23 April 2024 - 14:34



Track Rating: Soft 5, Weather: Fine, Rail Position: +6m 1000m-W/Post; +1.5m Remainder

Section		Overall	1000m	800m	600m	400m	200m	Last 600m					
Field Times		1:10.69 (0:13.78)	0:56.91 (0:10.73)	0:46.18 (0:10.91)	0:35.27 (0:11.10)	0:24.17 (0:11.82)	0:12.35 (0:12.35)	0:35.27					
Rank	TAB Horse/Jockey	Barrier	Top Speed [km/h]	Fastest Section								Margin	Distance Travelled [m]
1	7 UNDER THE SHADOW Gabrielle Semmens	3	69.7 Overall	0:10.93 800m	1:10.69 [1] (0:13.84)	0:56.85 [2] (0:10.98)	0:45.87 [4] (0:10.93)	0:34.94 [4] (0:11.12)	0:23.82 [3] (0:11.48)	0:12.34 [2] (0:12.34)	1:10.69	0:34.94	
2	11 KOBAYASTAR Chris Whiteley	5	69.5 1000m	0:10.90 1000m	1:10.85 [2] (0:13.93)	0:56.92 [3] (0:10.90)	0:46.02 [5] (0:11.04)	0:34.98 [6] (0:11.25)	0:23.73 [4] (0:11.41)	0:12.32 [4] (0:12.32)	0.93L	0:34.98	+4
3	3 MR GRUMBLER Lacey Morrison	12	69.3 1000m	0:10.77 1000m	1:11.27 [3] (0:14.66)	0:56.61 [9] (0:10.77)	0:45.84 [9] (0:10.88)	0:34.96 [9] (0:11.26)	0:23.70 [9] (0:11.57)	0:12.13 [8] (0:12.13)	3.4L	0:34.96	+2
4	6 LOOMING LEGEND Scott Sheargold	8	69.4 1000m	0:10.74 1000m	1:11.28 [4] (0:14.38)	0:56.90 [8] (0:10.74)	0:46.16 [8] (0:10.94)	0:35.22 [8] (0:11.19)	0:24.03 [6] (0:11.56)	0:12.47 [5] (0:12.47)	3.49L	0:35.22	+1
5	1 FORGETABOUTIT Chelsea Jokic	2	70.4 1000m	0:10.68 1000m	1:11.55 [5] (0:14.06)	0:57.49 [6] (0:10.68)	0:46.81 [3] (0:10.84)	0:35.97 [2] (0:11.15)	0:24.82 [2] (0:11.61)	0:13.21 [1] (0:13.21)	5.08L	0:35.97	+0
6	5 JUNGLEDELI Olivia Kendal	1	69.6 Overall	0:10.79 1000m	1:11.67 [6] (0:13.93)	0:57.74 [3] (0:10.79)	0:46.95 [2] (0:10.96)	0:35.99 [3] (0:11.46)	0:24.53 [5] (0:11.85)	0:12.68 [6] (0:12.68)	5.77L	0:35.99	-2
7	9 RAFFY'S GIRL Isabella Teh	7	69.4 1000m	0:10.71 1000m	1:11.80 [7] (0:14.36)	0:57.44 [7] (0:10.71)	0:46.73 [7] (0:10.96)	0:35.77 [7] (0:11.35)	0:24.42 [8] (0:11.75)	0:12.67 [7] (0:12.67)	6.51L	0:35.77	+1
8	2 HEZA ROMEO Adrian Layt	4	69.7 Overall	0:10.73 1000m	1:12.01 [8] (0:13.78)	0:58.23 [1] (0:10.73)	0:47.50 [1] (0:10.91)	0:36.59 [1] (0:11.10)	0:25.49 [1] (0:11.84)	0:13.65 [3] (0:13.65)	7.76L	0:36.59	-6
9	10 DIAMOND CODE Jackson Murphy	10	68.9 Overall	0:10.77 800m	1:12.81 [9] (0:13.99)	0:58.82 [5] (0:11.07)	0:47.75 [6] (0:10.77)	0:36.98 [5] (0:11.44)	0:25.54 [7] (0:11.98)	0:13.56 [9] (0:13.56)	12.49L	0:36.98	+5
10	4 SOGOYA Graham Kliese	6	67.0 800m	0:10.81 800m	1:13.56 [10] (0:14.89)	0:58.67 [10] (0:11.48)	0:47.19 [10] (0:10.81)	0:36.38 [10] (0:11.29)	0:25.09 [10] (0:12.08)	0:13.01 [10] (0:13.01)	16.89L	0:36.38	-2

Scratched: Cluck (#8)

[ ] Ranking at each section and finish  
 -:-:- No data available at this section  
 NA No data available

SCN Saddle cloth number  
 DNF Did not finish  
 DNT Did not track



**Townsville QLD Professional**  
**Race 2: Ladbrokes Same Race Multi QTIS Two-Years-Old Maiden**  
**Handicap - 1200m**  
**23 April 2024 - 14:34**



Track Rating: Soft 5, Weather: Fine, Rail Position: +6m 1000m-W/Post; +1.5m Remainder

Section	Overall	1000m	800m	600m	400m	200m	Last 600m
Field Times	1:10.69 (0:13.78)	0:56.91 (0:10.73)	0:46.18 (0:10.91)	0:35.27 (0:11.10)	0:24.17 (0:11.82)	0:12.35 (0:12.35)	0:35.27

Rank	TAB	Horse/Jockey	Barrier	Top Speed [km/h]	Fastest Section	Margin	Distance Travelled [m]
11	12	MISHANI UNLAWFUL	9	69.3	0:10.72	20.65L	+2
		Denicious Smith		800m	800m		

Scratched: Cluck (#8)

[ ] Ranking at each section and finish  
 -:-:- No data available at this section  
 NA No data available

SCN Saddle cloth number  
 DNF Did not finish  
 DNT Did not track



Horse/Jockey Name	Under The Shadow
Final Rank	1
Fastest Section Time (Section)	0:10.93 (800m)
Top Speed [km/h] (Section)	69.7 (Overall)
Race State	Finished



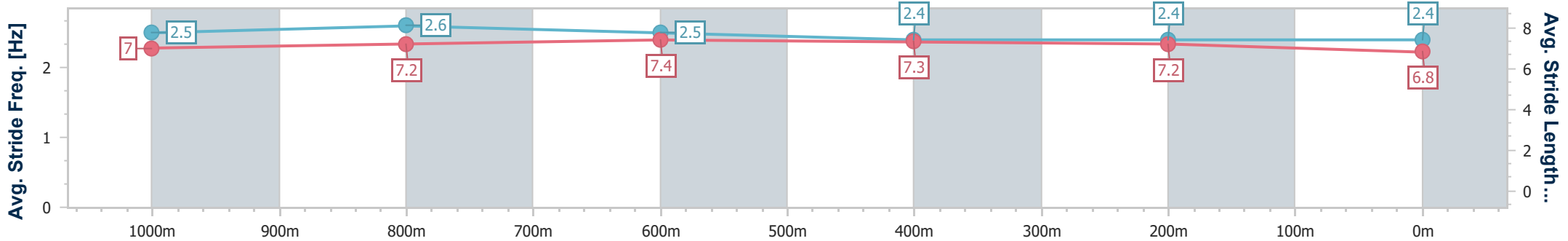
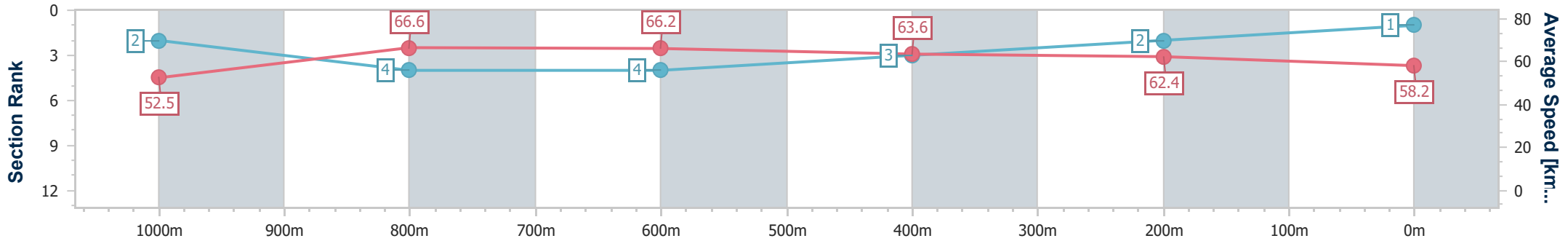
Townsville QLD Professional  
Race 2: Ladbrokes Same Race Multi QTIS Two-Years-Old  
Maiden Handicap - 1200m

23 April 2024 - 14:34

Track Rating: Soft 5, Weather: Fine, Rail Position: +6m 1000m-  
W/Post; +1.5m Remainder



Section	Overall	1000m	800m	600m	400m	200m
Section Times	1:10.69 [1] (0:13.84)	0:56.85 [2] (0:10.98)	0:45.87 [4] (0:10.93)	0:34.94 [4] (0:11.12)	0:23.82 [3] (0:11.48)	0:12.34 [2] (0:12.34)
Average Speed [km/h]	52.5	66.6	66.2	63.6	62.4	58.2
Top Speed [km/h]	69.7	69.4	67.2	65.5	64.1	62.8
Avg. Dist. to Rail [m]	5.9	4.1	1.5	3.2	1.7	3.4
Avg. Stride Freq. [Hz]	2.5	2.6	2.5	2.4	2.4	2.4
Avg. Stride Length [m]	7.0	7.2	7.4	7.3	7.2	6.8



- [ ] Ranking at each section and finish
- .-.- No data available at this section
- NA No data available



Horse/Jockey Name	Kobayastar
Final Rank	2
Fastest Section Time (Section)	0:10.90 (1000m)
Top Speed [km/h] (Section)	69.5 (1000m)
Race State	Finished



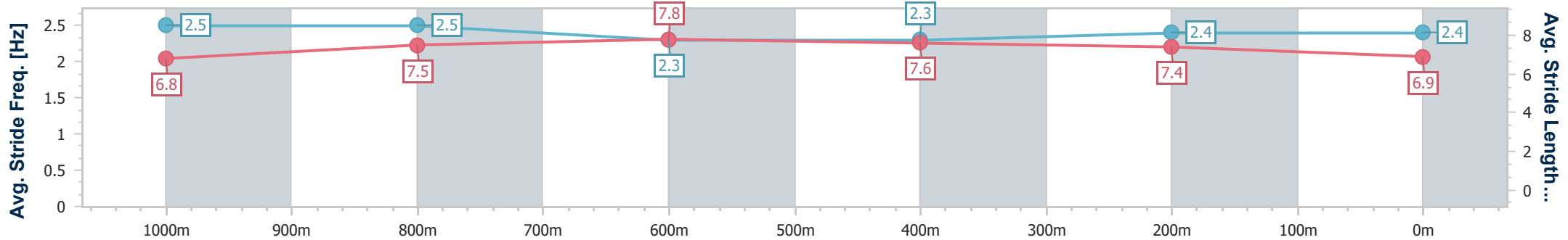
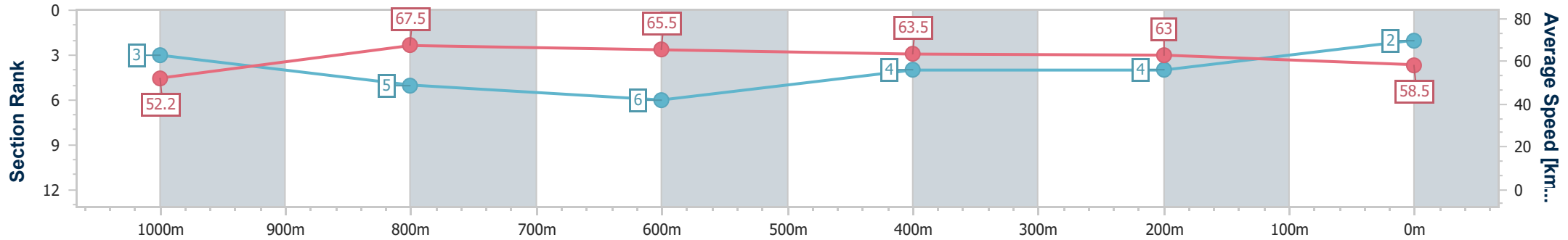
Townsville QLD Professional  
Race 2: Ladbrokes Same Race Multi QTIS Two-Years-Old  
Maiden Handicap - 1200m

23 April 2024 - 14:34

Track Rating: Soft 5, Weather: Fine, Rail Position: +6m 1000m-  
W/Post; +1.5m Remainder



Section	Overall	1000m	800m	600m	400m	200m
Section Times	1:10.85 [2] (0:13.93)	0:56.92 [3] (0:10.90)	0:46.02 [5] (0:11.04)	0:34.98 [6] (0:11.25)	0:23.73 [4] (0:11.41)	0:12.32 [4] (0:12.32)
Average Speed [km/h]	52.2	67.5	65.5	63.5	63.0	58.5
Top Speed [km/h]	68.2	69.5	66.9	64.7	63.9	63.0
Avg. Dist. to Rail [m]	8.7	4.8	1.1	1.4	1.4	4.4
Avg. Stride Freq. [Hz]	2.5	2.5	2.3	2.3	2.4	2.4
Avg. Stride Length [m]	6.8	7.5	7.8	7.6	7.4	6.9



- [ ] Ranking at each section and finish
- .-.- No data available at this section
- NA No data available





Horse/Jockey Name	Mr Grumbler
Final Rank	3
Fastest Section Time (Section)	0:10.77 (1000m)
Top Speed [km/h] (Section)	69.3 (1000m)
Race State	Finished



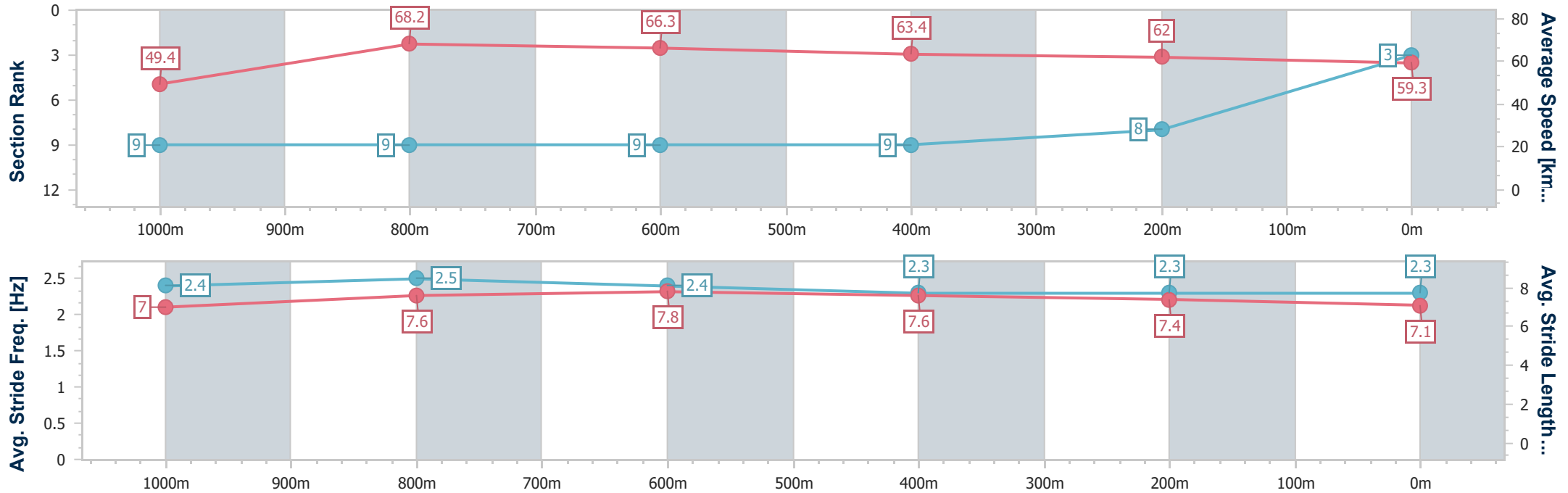
Townsville QLD Professional  
Race 2: Ladbrokes Same Race Multi QTIS Two-Years-Old  
Maiden Handicap - 1200m

23 April 2024 - 14:34

Track Rating: Soft 5, Weather: Fine, Rail Position: +6m 1000m-  
W/Post; +1.5m Remainder



Section	Overall	1000m	800m	600m	400m	200m								
Section Times	1:11.27 [3] (0:14.66)	0:56.61 [9] (0:10.77)	0:45.84 [9] (0:10.88)	0:34.96 [9] (0:11.26)	0:23.70 [9] (0:11.57)	0:12.13 [8] (0:12.13)								
Average Speed [km/h]	49.4	68.2	66.3	63.4	62.0	59.3								
Top Speed [km/h]	67.8	69.3	68.9	64.5	63.1	63.4								
Avg. Dist. to Rail [m]	8.9	3.8	1.4	2.1	1.5	4.5								
Avg. Stride Freq. [Hz]	2.4	2.5	2.4	2.3	2.3	2.3								
Avg. Stride Length [m]	7.0	7.6	7.8	7.6	7.4	7.1								



- [ ] Ranking at each section and finish
- .-.- No data available at this section
- NA No data available



Horse/Jockey Name	Looming Legend
Final Rank	4
Fastest Section Time (Section)	0:10.74 (1000m)
Top Speed [km/h] (Section)	69.4 (1000m)
Race State	Finished



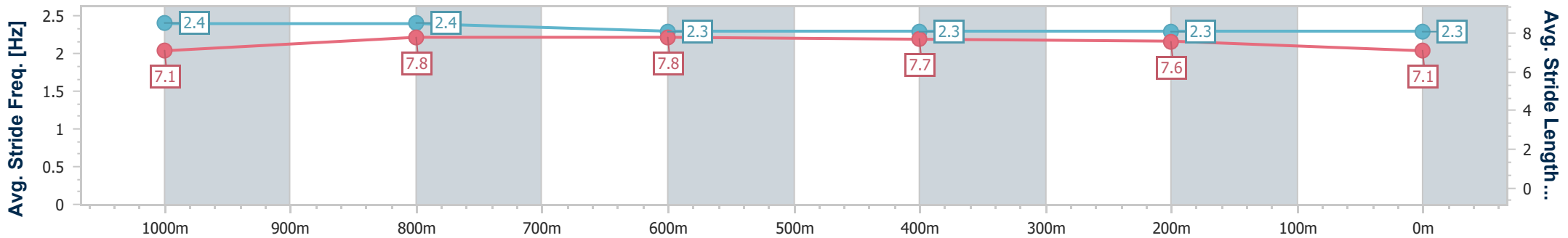
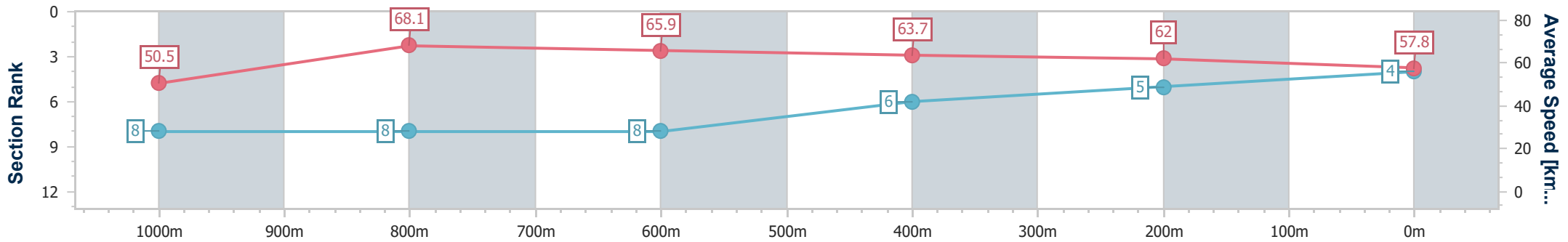
**Townsville QLD Professional**  
**Race 2: Ladbrokes Same Race Multi QTIS Two-Years-Old**  
**Maiden Handicap - 1200m**



23 April 2024 - 14:34

Track Rating: Soft 5, Weather: Fine, Rail Position: +6m 1000m-  
 W/Post; +1.5m Remainder

Section	Overall	1000m	800m	600m	400m	200m
Section Times	1:11.28 [4] (0:14.38)	0:56.90 [8] (0:10.74)	0:46.16 [8] (0:10.94)	0:35.22 [8] (0:11.19)	0:24.03 [6] (0:11.56)	0:12.47 [5] (0:12.47)
Average Speed [km/h]	50.5	68.1	65.9	63.7	62.0	57.8
Top Speed [km/h]	68.1	69.4	67.3	64.2	63.0	61.2
Avg. Dist. to Rail [m]	10.7	3.6	1.5	2.5	1.0	2.5
Avg. Stride Freq. [Hz]	2.4	2.4	2.3	2.3	2.3	2.3
Avg. Stride Length [m]	7.1	7.8	7.8	7.7	7.6	7.1



- [ ] Ranking at each section and finish
- .-.- No data available at this section
- NA No data available



Horse/Jockey Name	Forgetaboutit
Final Rank	5
Fastest Section Time (Section)	0:10.68 (1000m)
Top Speed [km/h] (Section)	70.4 (1000m)
Race State	Finished



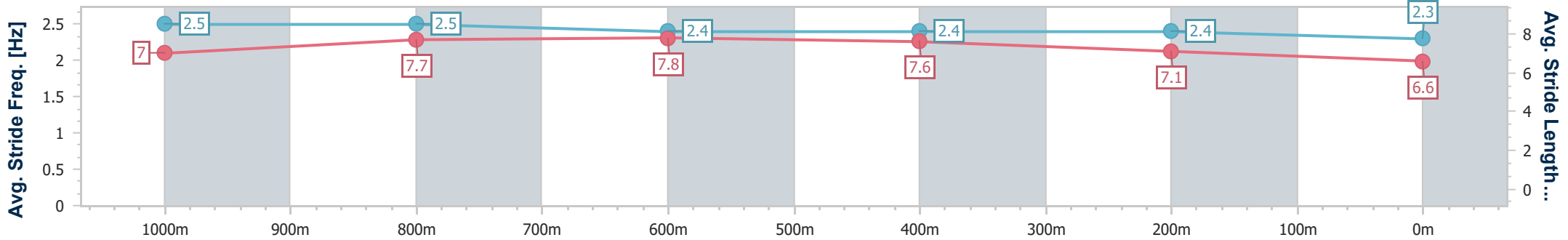
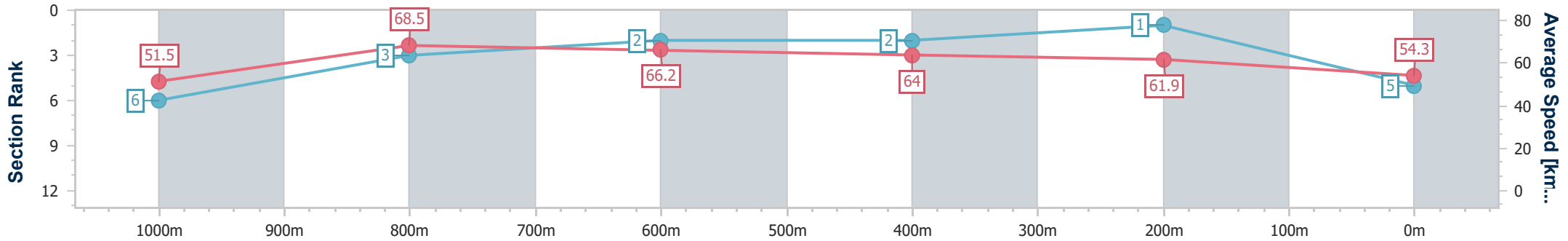
Townsville QLD Professional  
Race 2: Ladbrokes Same Race Multi QTIS Two-Years-Old  
Maiden Handicap - 1200m

23 April 2024 - 14:34

Track Rating: Soft 5, Weather: Fine, Rail Position: +6m 1000m-  
W/Post; +1.5m Remainder



Section	Overall	1000m	800m	600m	400m	200m
Section Times	1:11.55 [5] (0:14.06)	0:57.49 [6] (0:10.68)	0:46.81 [3] (0:10.84)	0:35.97 [2] (0:11.15)	0:24.82 [2] (0:11.61)	0:13.21 [1] (0:13.21)
Average Speed [km/h]	51.5	68.5	66.2	64.0	61.9	54.3
Top Speed [km/h]	69.0	70.4	67.4	65.5	64.6	61.5
Avg. Dist. to Rail [m]	7.3	3.2	1.2	2.3	1.0	1.8
Avg. Stride Freq. [Hz]	2.5	2.5	2.4	2.4	2.4	2.3
Avg. Stride Length [m]	7.0	7.7	7.8	7.6	7.1	6.6



- [ ] Ranking at each section and finish
- .-.- No data available at this section
- NA No data available



Horse/Jockey Name	Jungledeli
Final Rank	6
Fastest Section Time (Section)	0:10.79 (1000m)
Top Speed [km/h] (Section)	69.6 (Overall)
Race State	Finished



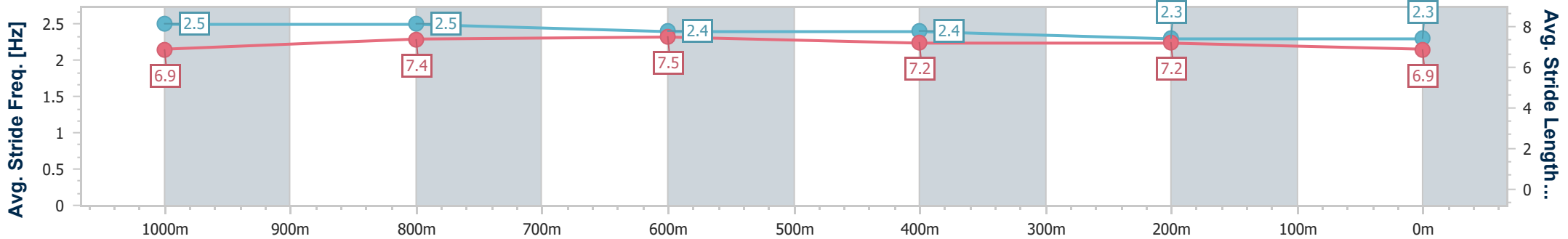
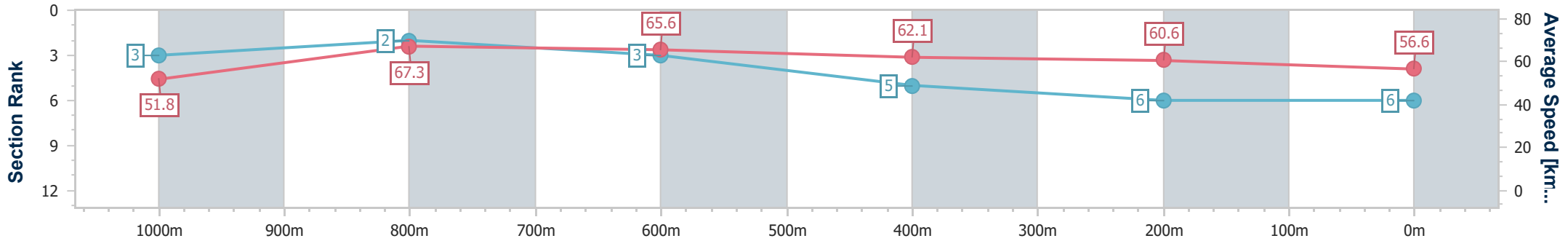
Townsville QLD Professional  
Race 2: Ladbrokes Same Race Multi QTIS Two-Years-Old  
Maiden Handicap - 1200m

23 April 2024 - 14:34

Track Rating: Soft 5, Weather: Fine, Rail Position: +6m 1000m-  
W/Post; +1.5m Remainder



Section	Overall	1000m	800m	600m	400m	200m
Section Times	1:11.67 [6] (0:13.93)	0:57.74 [3] (0:10.79)	0:46.95 [2] (0:10.96)	0:35.99 [3] (0:11.46)	0:24.53 [5] (0:11.85)	0:12.68 [6] (0:12.68)
Average Speed [km/h]	51.8	67.3	65.6	62.1	60.6	56.6
Top Speed [km/h]	69.6	69.5	66.6	63.8	62.0	59.9
Avg. Dist. to Rail [m]	5.7	2.1	0.9	2.5	1.6	2.6
Avg. Stride Freq. [Hz]	2.5	2.5	2.4	2.4	2.3	2.3
Avg. Stride Length [m]	6.9	7.4	7.5	7.2	7.2	6.9



- [ ] Ranking at each section and finish
- .-.- No data available at this section
- NA No data available



Horse/Jockey Name	Raffy's Girl
Final Rank	7
Fastest Section Time (Section)	0:10.71 (1000m)
Top Speed [km/h] (Section)	69.4 (1000m)
Race State	Finished



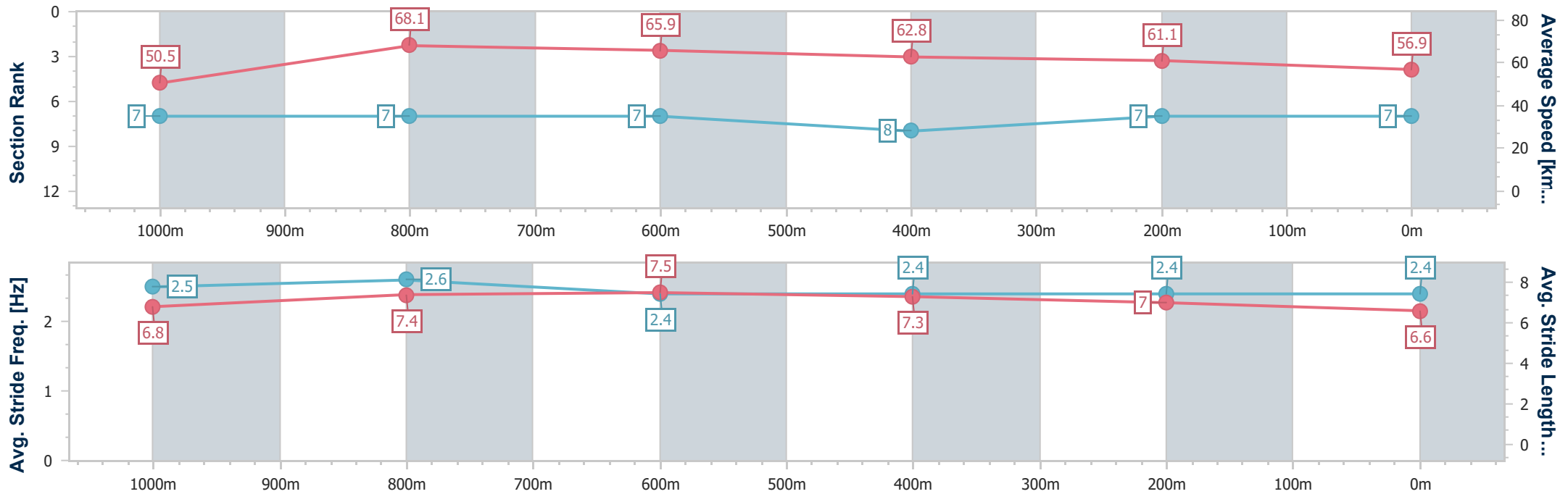
Townsville QLD Professional  
 Race 2: Ladbrokes Same Race Multi QTIS Two-Years-Old  
 Maiden Handicap - 1200m



23 April 2024 - 14:34

Track Rating: Soft 5, Weather: Fine, Rail Position: +6m 1000m-  
 W/Post; +1.5m Remainder

Section	Overall	1000m	800m	600m	400m	200m								
Section Times	1:11.80 [7] (0:14.36)	0:57.44 [7] (0:10.71)	0:46.73 [7] (0:10.96)	0:35.77 [7] (0:11.35)	0:24.42 [8] (0:11.75)	0:12.67 [7]								
Average Speed [km/h]	50.5	68.1	65.9	62.8	61.1	56.9								
Top Speed [km/h]	67.2	69.4	67.5	64.1	61.6	61.4								
Avg. Dist. to Rail [m]	8.5	3.4	1.6	2.5	1.1	4.1								
Avg. Stride Freq. [Hz]	2.5	2.6	2.4	2.4	2.4	2.4								
Avg. Stride Length [m]	6.8	7.4	7.5	7.3	7.0	6.6								



- [ ] Ranking at each section and finish
- .-.- No data available at this section
- NA No data available



Horse/Jockey Name	Heza Romeo
Final Rank	8
Fastest Section Time (Section)	0:10.73 (1000m)
Top Speed [km/h] (Section)	69.7 (Overall)
Race State	Finished



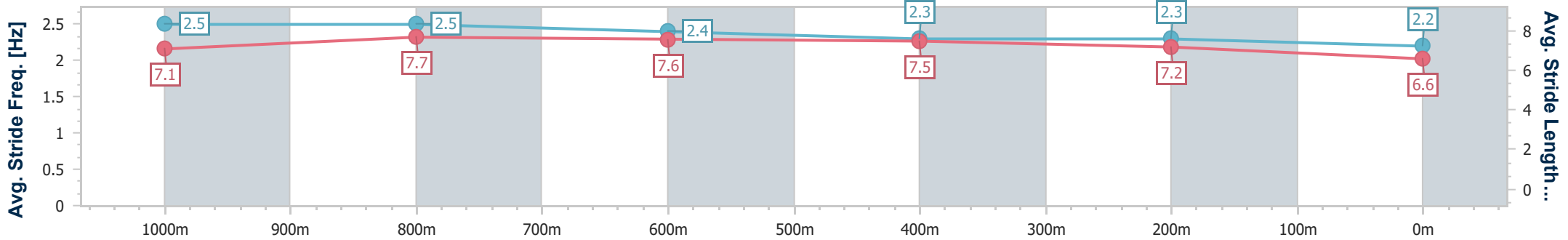
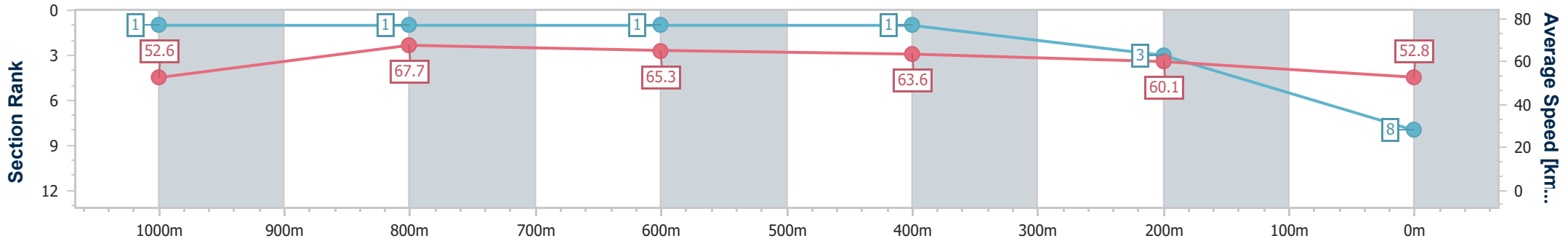
**Townsville QLD Professional**  
**Race 2: Ladbrokes Same Race Multi QTIS Two-Years-Old**  
**Maiden Handicap - 1200m**



23 April 2024 - 14:34

Track Rating: Soft 5, Weather: Fine, Rail Position: +6m 1000m-  
 W/Post; +1.5m Remainder

Section	Overall	1000m	800m	600m	400m	200m								
Section Times	1:12.01 [8] (0:13.78)	0:58.23 [1] (0:10.73)	0:47.50 [1] (0:10.91)	0:36.59 [1] (0:11.10)	0:25.49 [1] (0:11.84)	0:13.65 [3] (0:13.65)								
Average Speed [km/h]	52.6	67.7	65.3	63.6	60.1	52.8								
Top Speed [km/h]	69.7	69.4	66.9	64.7	62.6	57.0								
Avg. Dist. to Rail [m]	7.7	1.8	2.0	4.6	3.2	1.4								
Avg. Stride Freq. [Hz]	2.5	2.5	2.4	2.3	2.3	2.2								
Avg. Stride Length [m]	7.1	7.7	7.6	7.5	7.2	6.6								



- [ ] Ranking at each section and finish
- .-.- No data available at this section
- NA No data available



Horse/Jockey Name	Diamond Code
Final Rank	9
Fastest Section Time (Section)	0:10.77 (800m)
Top Speed [km/h] (Section)	68.9 (Overall)
Race State	Finished



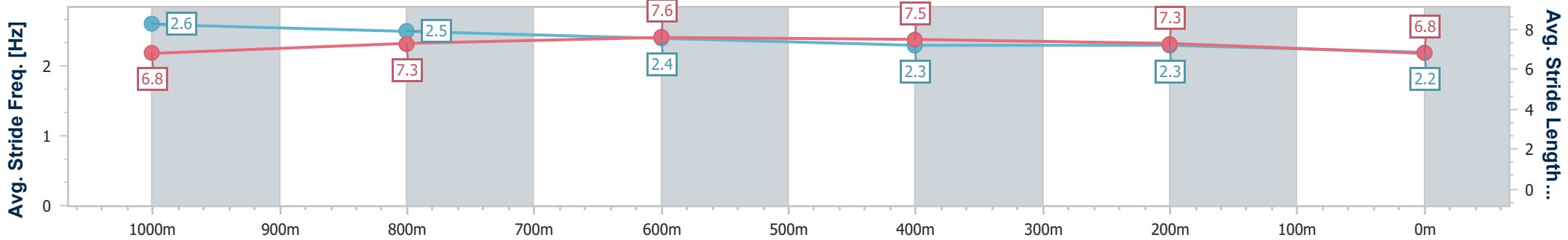
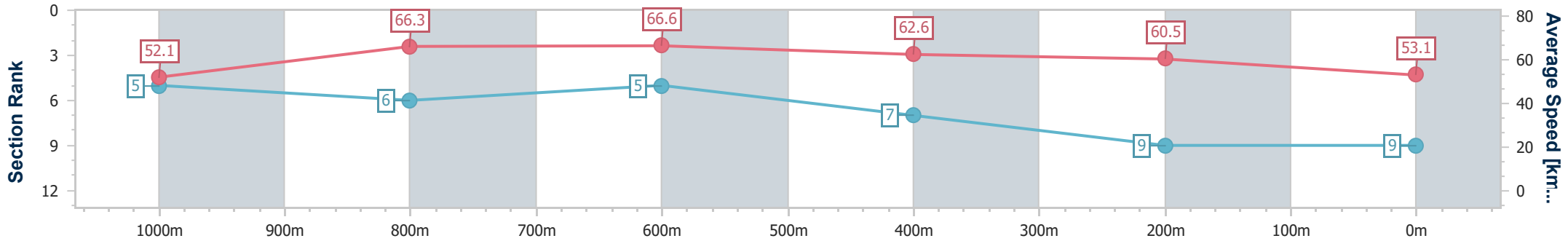
**Townsville QLD Professional**  
**Race 2: Ladbrokes Same Race Multi QTIS Two-Years-Old**  
**Maiden Handicap - 1200m**



23 April 2024 - 14:34

Track Rating: Soft 5, Weather: Fine, Rail Position: +6m 1000m-  
W/Post; +1.5m Remainder

Section	Overall	1000m	800m	600m	400m	200m								
Section Times	1:12.81 [9] (0:13.99)	0:58.82 [5] (0:11.07)	0:47.75 [6] (0:10.77)	0:36.98 [5] (0:11.44)	0:25.54 [7] (0:11.98)	0:13.56 [9] (0:13.56)								
Average Speed [km/h]	52.1	66.3	66.6	62.6	60.5	53.1								
Top Speed [km/h]	68.9	67.8	67.9	64.8	61.2	59.9								
Avg. Dist. to Rail [m]	11.6	4.3	1.4	1.0	3.0	3.1								
Avg. Stride Freq. [Hz]	2.6	2.5	2.4	2.3	2.3	2.2								
Avg. Stride Length [m]	6.8	7.3	7.6	7.5	7.3	6.8								



- [ ] Ranking at each section and finish
- .-.- No data available at this section
- NA No data available



Horse/Jockey Name	Sogoya
Final Rank	10
Fastest Section Time (Section)	0:10.81 (800m)
Top Speed [km/h] (Section)	67.0 (800m)
Race State	Finished



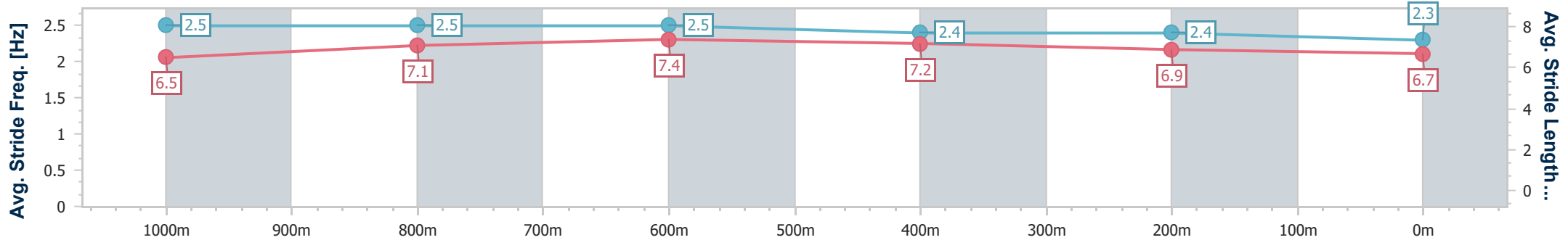
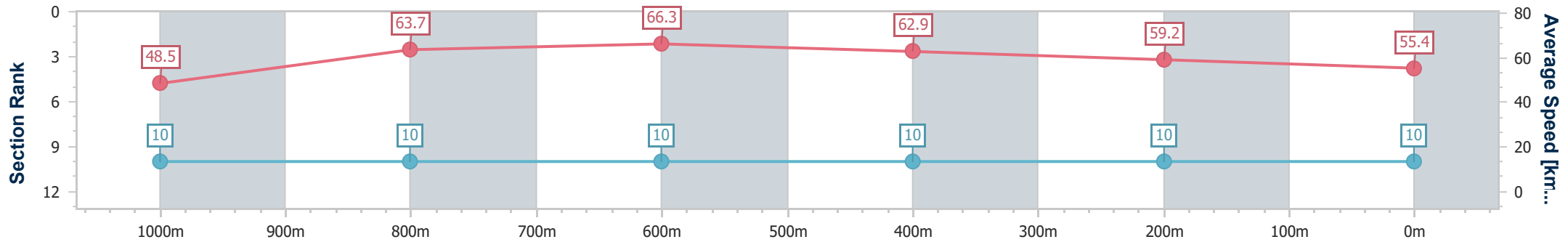
**Townsville QLD Professional**  
**Race 2: Ladbrokes Same Race Multi QTIS Two-Years-Old**  
**Maiden Handicap - 1200m**



23 April 2024 - 14:34

Track Rating: Soft 5, Weather: Fine, Rail Position: +6m 1000m-  
 W/Post; +1.5m Remainder

Section	Overall	1000m	800m	600m	400m	200m							
Section Times	1:13.56 [10] (0:14.89)	0:58.67 [10] (0:11.48)	0:47.19 [10] (0:10.81)	0:36.38 [10] (0:11.29)	0:25.09 [10] (0:12.08)	0:13.01 [10] (0:13.01)							
Average Speed [km/h]	48.5	63.7	66.3	62.9	59.2	55.4							
Top Speed [km/h]	65.8	65.1	67.0	66.2	61.3	59.7							
Avg. Dist. to Rail [m]	7.6	2.7	1.3	3.1	1.4	0.8							
Avg. Stride Freq. [Hz]	2.5	2.5	2.5	2.4	2.4	2.3							
Avg. Stride Length [m]	6.5	7.1	7.4	7.2	6.9	6.7							



- [ ] Ranking at each section and finish
- .-.- No data available at this section
- NA No data available





Horse/Jockey Name	Mishani Unlawful
Final Rank	11
Fastest Section Time (Section)	0:10.72 (800m)
Top Speed [km/h] (Section)	69.3 (800m)
Race State	Finished



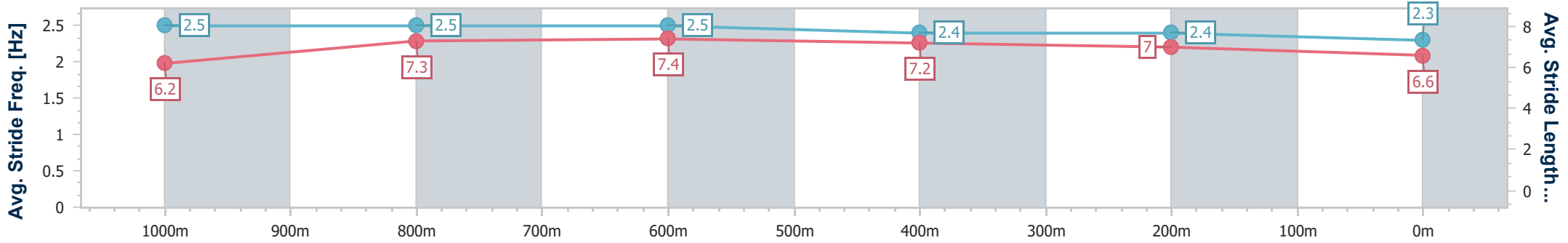
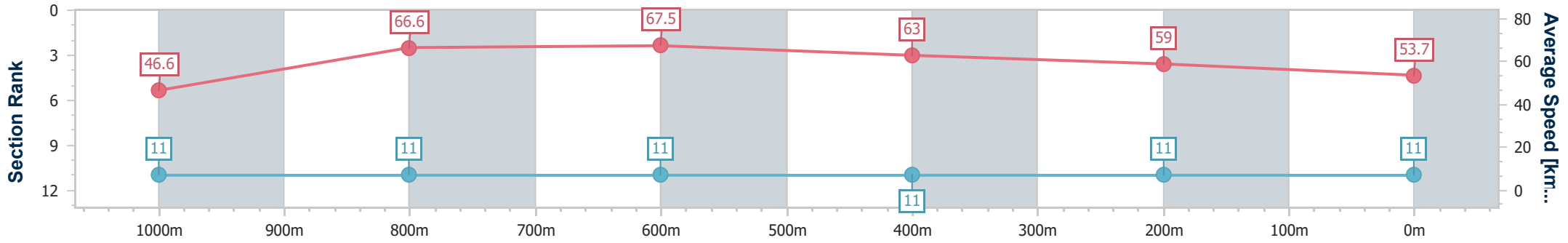
**Townsville QLD Professional**  
**Race 2: Ladbrokes Same Race Multi QTIS Two-Years-Old**  
**Maiden Handicap - 1200m**



23 April 2024 - 14:34

Track Rating: Soft 5, Weather: Fine, Rail Position: +6m 1000m-  
 W/Post; +1.5m Remainder

Section	Overall	1000m	800m	600m	400m	200m								
Section Times	1:14.20 [11] (0:15.57)	0:58.63 [11] (0:10.99)	0:47.64 [11] (0:10.72)	0:36.92 [11] (0:11.32)	0:25.60 [11] (0:12.22)	0:13.38 [11] (0:13.38)								
Average Speed [km/h]	46.6	66.6	67.5	63.0	59.0	53.7								
Top Speed [km/h]	66.2	67.3	69.3	64.9	61.7	57.2								
Avg. Dist. to Rail [m]	10.3	3.2	1.4	1.6	1.4	2.3								
Avg. Stride Freq. [Hz]	2.5	2.5	2.5	2.4	2.4	2.3								
Avg. Stride Length [m]	6.2	7.3	7.4	7.2	7.0	6.6								



- [ ] Ranking at each section and finish
- .-.- No data available at this section
- NA No data available



# Townsville QLD Professional

## Race 3: Ladbrokes Bet Ticker OPEN Handicap - 1200m



23 April 2024 - 15:07

Track Rating: Soft 5, Weather: Fine, Rail Position: +6m 1000m-W/Post; +1.5m Remainder

Section		Overall	1000m	800m	600m	400m	200m	Last 600m					
Field Times		1:09.81 (0:13.76)	0:56.05 (0:10.65)	0:45.40 (0:11.19)	0:34.21 (0:11.23)	0:22.98 (0:11.20)	0:11.78 (0:11.78)	0:34.21					
Rank	TAB Horse/Jockey	Barrier	Top Speed [km/h]	Fastest Section							Margin	Distance Travelled [m]	
1	2 TIGER LEGEND Gabrielle Semmens	5	68.2 Overall	0:10.92 1000m	1:09.81 [1] (0:13.82)	0:55.99 [2] (0:10.92)	0:45.07 [3] (0:11.12)	0:33.95 [3] (0:11.23)	0:22.72 [3] (0:10.94)	0:11.78 [1] (0:11.78)	1:09.81	0:33.95	
2	7 CASTILE Chris Whiteley	3	69.0 1000m	0:10.58 1000m	1:09.90 [2] (0:14.25)	0:55.65 [5] (0:10.58)	0:45.07 [4] (0:11.13)	0:33.94 [4] (0:11.32)	0:22.62 [5] (0:11.06)	0:11.56 [5] (0:11.56)	0.5L	0:33.94	-2
3	4 HURTLE Lacey Morrison	8	70.1 1000m	0:10.75 1000m	1:09.93 [3] (0:13.76)	0:56.17 [1] (0:10.75)	0:45.42 [2] (0:11.20)	0:34.22 [2] (0:11.27)	0:22.95 [2] (0:11.08)	0:11.87 [2] (0:11.87)	0.72L	0:34.22	-5
4	1 FULL RECOGNITION Nathan Day	1	70.6 1000m	0:10.51 1000m	1:10.11 [4] (0:14.66)	0:55.45 [7] (0:10.51)	0:44.94 [6] (0:10.91)	0:34.03 [5] (0:11.18)	0:22.85 [4] (0:10.93)	0:11.92 [4] (0:11.92)	1.76L	0:34.03	-3
5	3 ACROBATIC Chelsea Jovic	4	69.9 1000m	0:10.57 1000m	1:10.20 [5] (0:13.84)	0:56.36 [3] (0:10.57)	0:45.79 [1] (0:11.19)	0:34.60 [1] (0:11.23)	0:23.37 [1] (0:11.27)	0:12.10 [3] (0:12.10)	2.25L	0:34.60	-6
6	5 DON ARCANGELO Nathan Thomas	2	70.5 1000m	0:10.73 1000m	1:10.63 [6] (0:14.57)	0:56.06 [6] (0:10.73)	0:45.33 [7] (0:10.93)	0:34.40 [7] (0:11.26)	0:23.14 [6] (0:11.29)	0:11.85 [6] (0:11.85)	4.81L	0:34.40	+3
7	8 MALVAGIO Isabella Teh	6	68.3 800m	0:10.84 1000m	1:11.37 [7] (0:14.13)	0:57.24 [4] (0:10.84)	0:46.40 [5] (0:11.15)	0:35.25 [6] (0:11.47)	0:23.78 [7] (0:11.60)	0:12.18 [7] (0:12.18)	9.17L	0:35.25	+5

Scratched: Captain Bond (#6)



Horse/Jockey Name	Tiger Legend
Final Rank	1
Fastest Section Time (Section)	0:10.92 (1000m)
Top Speed [km/h] (Section)	68.2 (Overall)
Race State	Finished



### Townsville QLD Professional

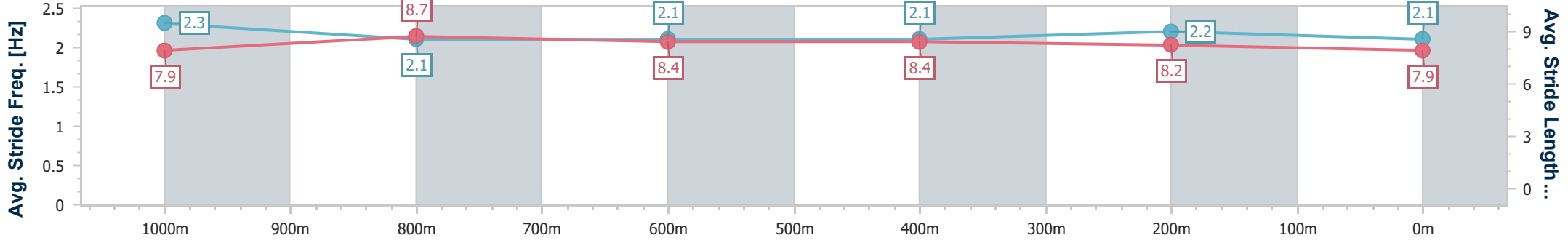
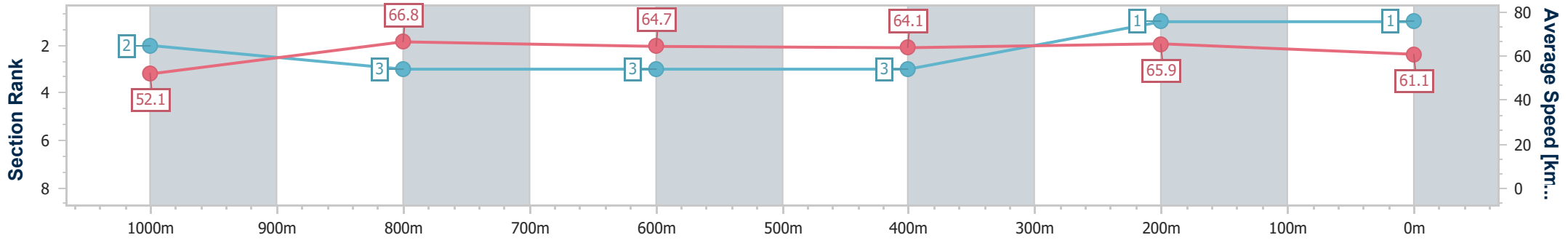
Race 3: Ladbrokes Bet Ticker OPEN Handicap - 1200m

23 April 2024 - 15:07

Track Rating: Soft 5, Weather: Fine, Rail Position: +6m 1000m-W/Post; +1.5m Remainder



Section	Overall	1000m	800m	600m	400m	200m
Section Times	1:09.81 [1] (0:13.82)	0:55.99 [2] (0:10.92)	0:45.07 [3] (0:11.12)	0:33.95 [3] (0:11.23)	0:22.72 [3] (0:10.94)	0:11.78 [1] (0:11.78)
Average Speed [km/h]	52.1	66.8	64.7	64.1	65.9	61.1
Top Speed [km/h]	68.2	67.6	67.2	65.5	66.6	65.4
Avg. Dist. to Rail [m]	6.5	2.1	0.6	0.5	1.4	3.6
Avg. Stride Freq. [Hz]	2.3	2.1	2.1	2.1	2.2	2.1
Avg. Stride Length [m]	7.9	8.7	8.4	8.4	8.2	7.9



- [ ] Ranking at each section and finish
- .-.- No data available at this section
- NA No data available



Horse/Jockey Name	Castile
Final Rank	2
Fastest Section Time (Section)	0:10.58 (1000m)
Top Speed [km/h] (Section)	69.0 (1000m)
Race State	Finished



### Townsville QLD Professional

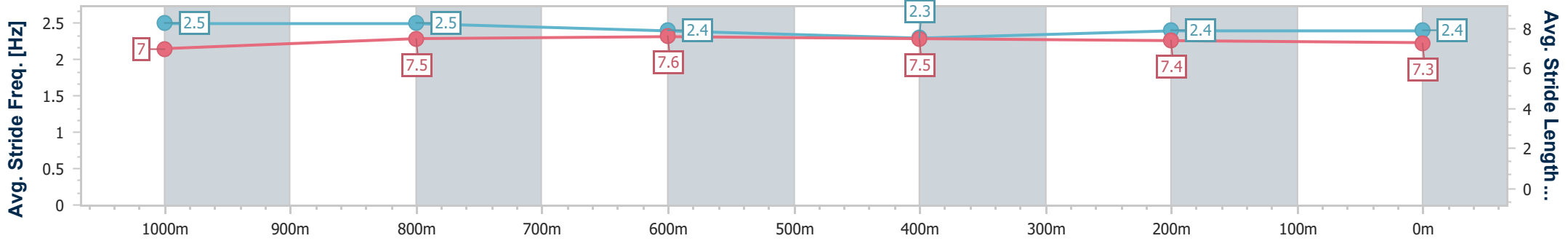
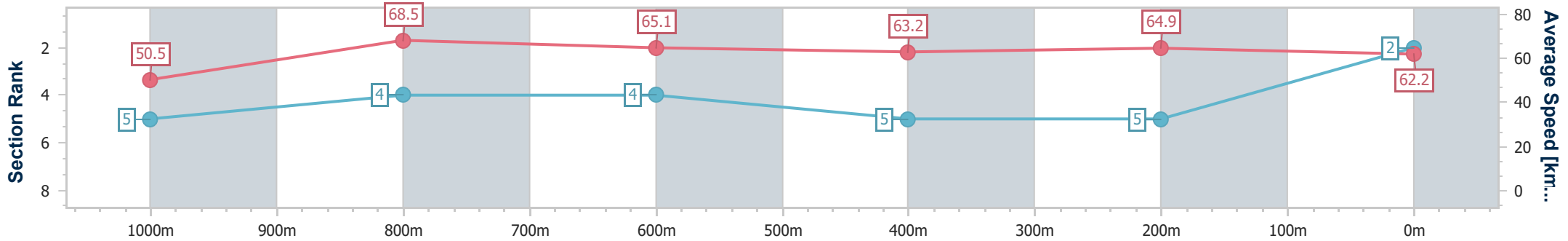
Race 3: Ladbrokes Bet Ticker OPEN Handicap - 1200m

23 April 2024 - 15:07

Track Rating: Soft 5, Weather: Fine, Rail Position: +6m 1000m-  
W/Post; +1.5m Remainder



Section	Overall	1000m	800m	600m	400m	200m
Section Times	1:09.90 [2] (0:14.25)	0:55.65 [5] (0:10.58)	0:45.07 [4] (0:11.13)	0:33.94 [4] (0:11.32)	0:22.62 [5] (0:11.06)	0:11.56 [5] (0:11.56)
Average Speed [km/h]	50.5	68.5	65.1	63.2	64.9	62.2
Top Speed [km/h]	67.5	69.0	67.5	64.7	65.8	65.9
Avg. Dist. to Rail [m]	4.1	1.2	1.1	0.9	0.7	2.5
Avg. Stride Freq. [Hz]	2.5	2.5	2.4	2.3	2.4	2.4
Avg. Stride Length [m]	7.0	7.5	7.6	7.5	7.4	7.3



- [ ] Ranking at each section and finish
- .-.- No data available at this section
- NA No data available



Horse/Jockey Name	Hurtle
Final Rank	3
Fastest Section Time (Section)	0:10.75 (1000m)
Top Speed [km/h] (Section)	70.1 (1000m)
Race State	Finished



Townsville QLD Professional

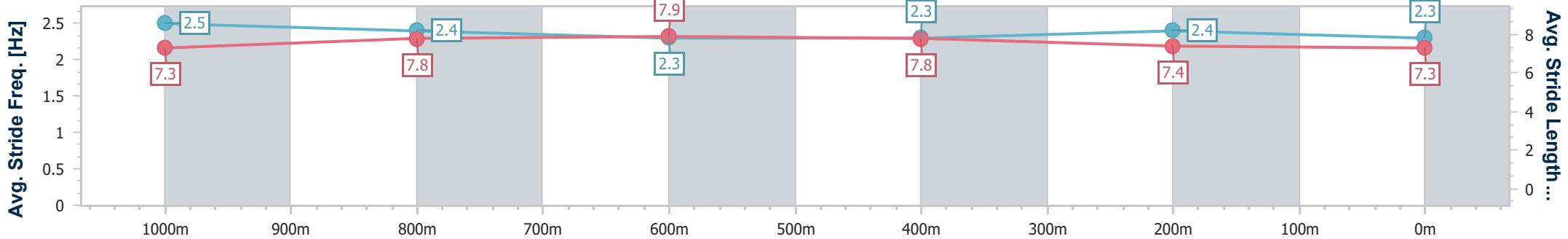
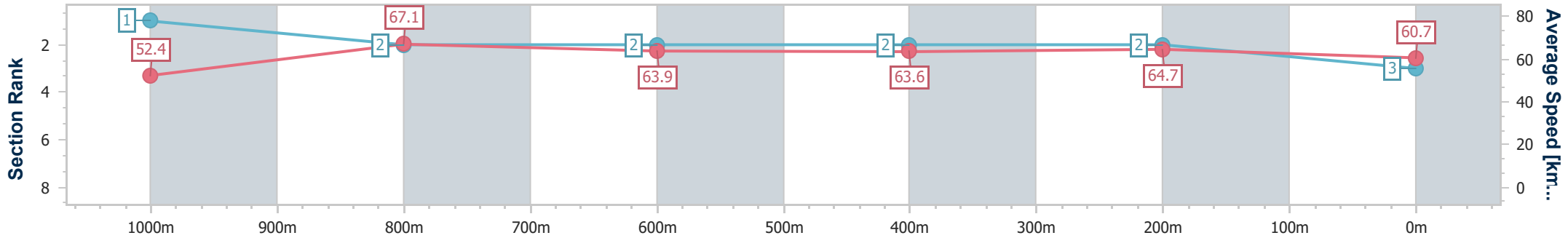
Race 3: Ladbrokes Bet Ticker OPEN Handicap - 1200m

23 April 2024 - 15:07

Track Rating: Soft 5, Weather: Fine, Rail Position: +6m 1000m-  
W/Post; +1.5m Remainder



Section	Overall	1000m	800m	600m	400m	200m
Section Times	1:09.93 [3] (0:13.76)	0:56.17 [1] (0:10.75)	0:45.42 [2] (0:11.20)	0:34.22 [2] (0:11.27)	0:22.95 [2] (0:11.08)	0:11.87 [2] (0:11.87)
Average Speed [km/h]	52.4	67.1	63.9	63.6	64.7	60.7
Top Speed [km/h]	70.1	70.1	65.1	64.3	66.2	63.9
Avg. Dist. to Rail [m]	6.6	0.7	1.3	1.3	0.7	1.6
Avg. Stride Freq. [Hz]	2.5	2.4	2.3	2.3	2.4	2.3
Avg. Stride Length [m]	7.3	7.8	7.9	7.8	7.4	7.3



- [ ] Ranking at each section and finish
- .-.- No data available at this section
- NA No data available



Horse/Jockey Name	Full Recognition
Final Rank	4
Fastest Section Time (Section)	0:10.51 (1000m)
Top Speed [km/h] (Section)	70.6 (1000m)
Race State	Finished



### Townsville QLD Professional

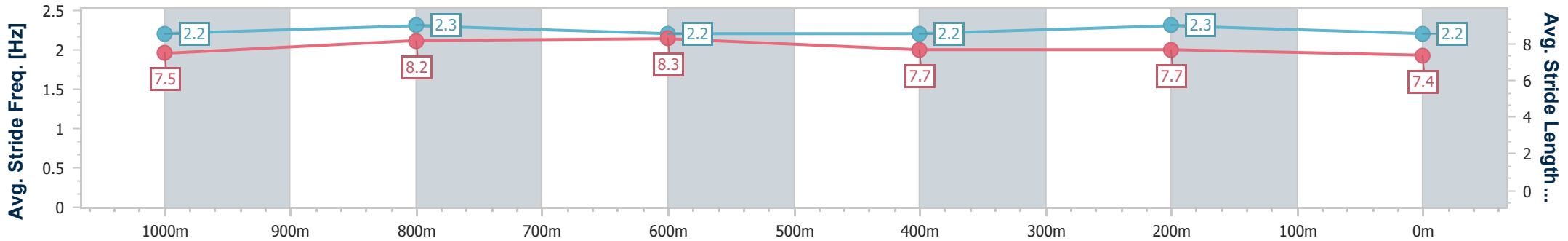
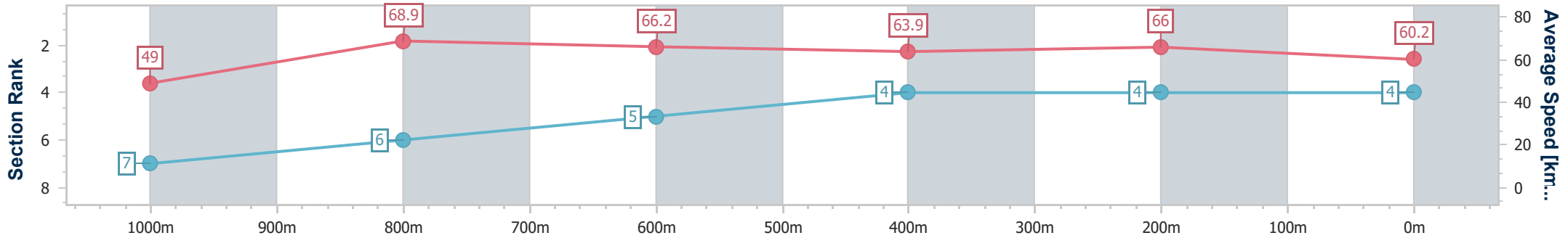
Race 3: Ladbrokes Bet Ticker OPEN Handicap - 1200m

23 April 2024 - 15:07

Track Rating: Soft 5, Weather: Fine, Rail Position: +6m 1000m-  
W/Post; +1.5m Remainder



Section	Overall	1000m	800m	600m	400m	200m
Section Times	1:10.11 [4] (0:14.66)	0:55.45 [7] (0:10.51)	0:44.94 [6] (0:10.91)	0:34.03 [5] (0:11.18)	0:22.85 [4] (0:10.93)	0:11.92 [4] (0:11.92)
Average Speed [km/h]	49.0	68.9	66.2	63.9	66.0	60.2
Top Speed [km/h]	66.9	70.6	69.6	66.5	66.8	65.7
Avg. Dist. to Rail [m]	3.0	1.0	0.5	0.8	1.3	4.8
Avg. Stride Freq. [Hz]	2.2	2.3	2.2	2.2	2.3	2.2
Avg. Stride Length [m]	7.5	8.2	8.3	7.7	7.7	7.4



- [ ] Ranking at each section and finish
- .-.- No data available at this section
- NA No data available



Horse/Jockey Name	Acrobatic
Final Rank	5
Fastest Section Time (Section)	0:10.57 (1000m)
Top Speed [km/h] (Section)	69.9 (1000m)
Race State	Finished



### Townsville QLD Professional

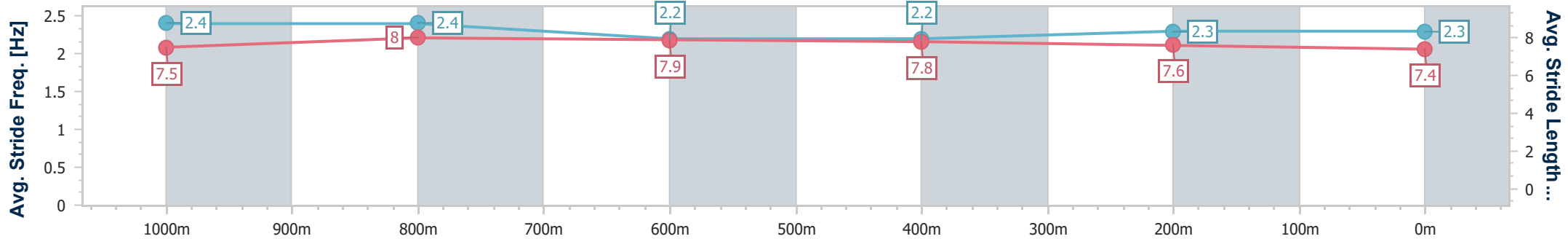
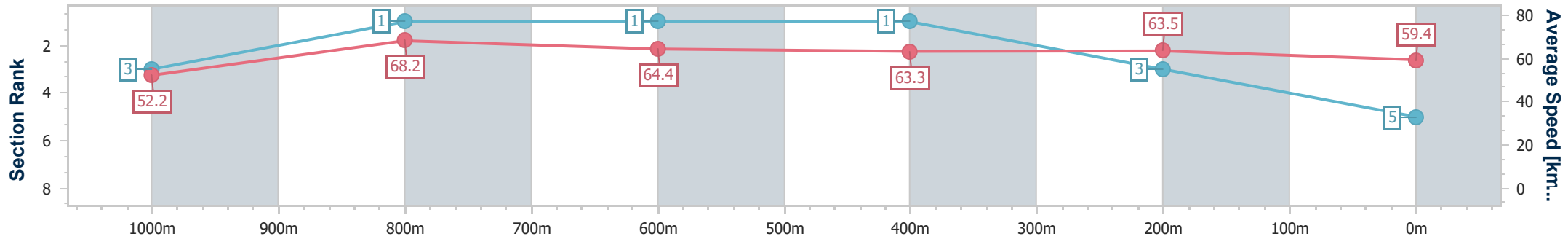
Race 3: Ladbrokes Bet Ticker OPEN Handicap - 1200m

23 April 2024 - 15:07

Track Rating: Soft 5, Weather: Fine, Rail Position: +6m 1000m-  
W/Post; +1.5m Remainder



Section	Overall	1000m	800m	600m	400m	200m
Section Times	1:10.20 [5] (0:13.84)	0:56.36 [3] (0:10.57)	0:45.79 [1] (0:11.19)	0:34.60 [1] (0:11.23)	0:23.37 [1] (0:11.27)	0:12.10 [3] (0:12.10)
Average Speed [km/h]	52.2	68.2	64.4	63.3	63.5	59.4
Top Speed [km/h]	68.2	69.9	66.0	64.3	64.3	63.0
Avg. Dist. to Rail [m]	5.3	0.8	0.9	2.3	1.4	0.7
Avg. Stride Freq. [Hz]	2.4	2.4	2.2	2.2	2.3	2.3
Avg. Stride Length [m]	7.5	8.0	7.9	7.8	7.6	7.4



- [ ] Ranking at each section and finish
- .-.- No data available at this section
- NA No data available



Horse/Jockey Name	Don Arcangelo
Final Rank	6
Fastest Section Time (Section)	0:10.73 (1000m)
Top Speed [km/h] (Section)	70.5 (1000m)
Race State	Finished



### Townsville QLD Professional

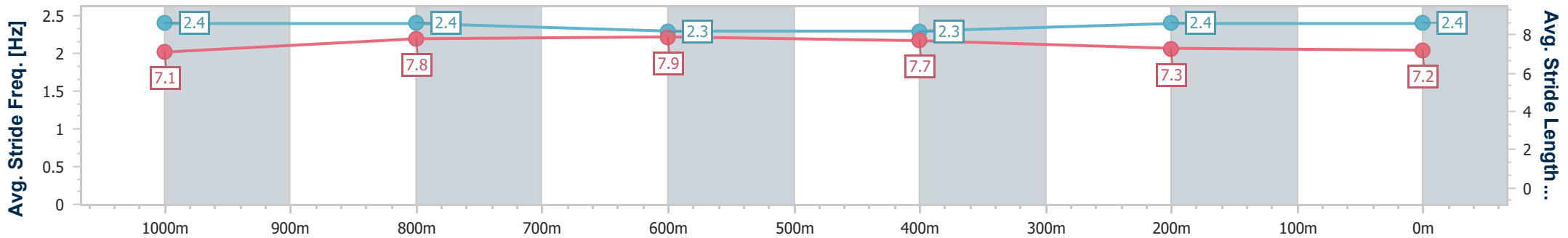
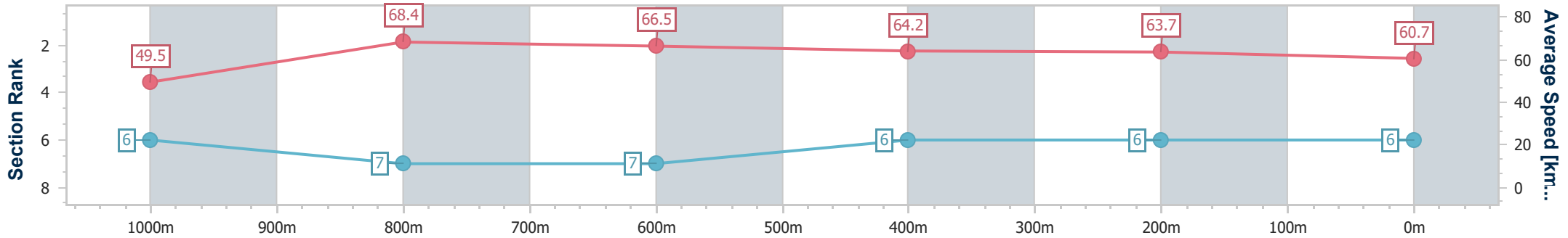
Race 3: Ladbrokes Bet Ticker OPEN Handicap - 1200m

23 April 2024 - 15:07

Track Rating: Soft 5, Weather: Fine, Rail Position: +6m 1000m-  
W/Post; +1.5m Remainder



Section	Overall	1000m	800m	600m	400m	200m
Section Times	1:10.63 [6] (0:14.57)	0:56.06 [6] (0:10.73)	0:45.33 [7] (0:10.93)	0:34.40 [7] (0:11.26)	0:23.14 [6] (0:11.29)	0:11.85 [6] (0:11.85)
Average Speed [km/h]	49.5	68.4	66.5	64.2	63.7	60.7
Top Speed [km/h]	65.7	70.5	68.3	65.2	65.3	63.3
Avg. Dist. to Rail [m]	4.6	3.8	2.0	0.5	1.7	3.2
Avg. Stride Freq. [Hz]	2.4	2.4	2.3	2.3	2.4	2.4
Avg. Stride Length [m]	7.1	7.8	7.9	7.7	7.3	7.2



- [ ] Ranking at each section and finish
- .-.- No data available at this section
- NA No data available





Horse/Jockey Name	Malvagio
Final Rank	7
Fastest Section Time (Section)	0:10.84 (1000m)
Top Speed [km/h] (Section)	68.3 (800m)
Race State	Finished



### Townsville QLD Professional

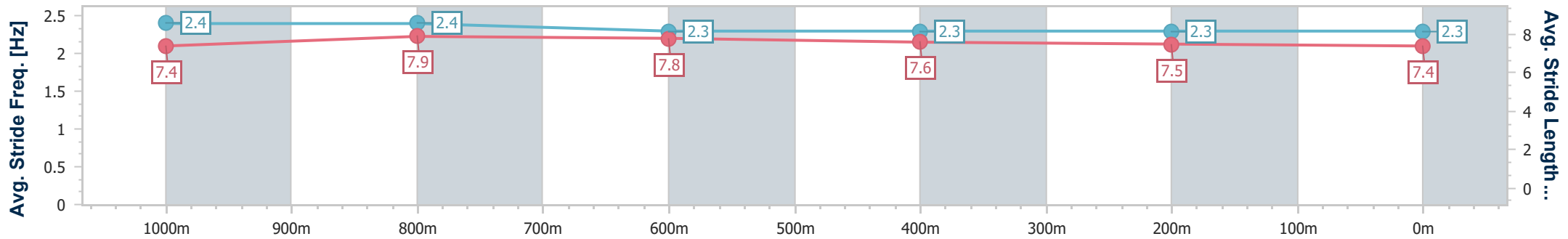
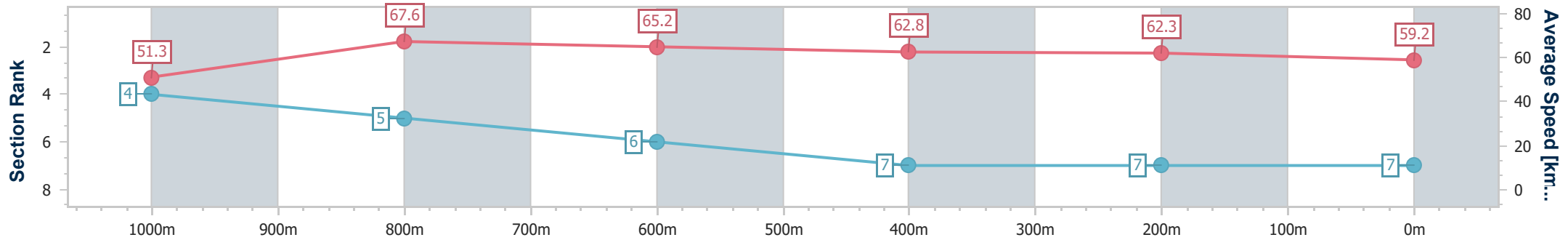
Race 3: Ladbrokes Bet Ticker OPEN Handicap - 1200m

23 April 2024 - 15:07

Track Rating: Soft 5, Weather: Fine, Rail Position: +6m 1000m-  
W/Post; +1.5m Remainder



Section	Overall	1000m	800m	600m	400m	200m
Section Times	1:11.37 [7] (0:14.13)	0:57.24 [4] (0:10.84)	0:46.40 [5] (0:11.15)	0:35.25 [6] (0:11.47)	0:23.78 [7] (0:11.60)	0:12.18 [7] (0:12.18)
Average Speed [km/h]	51.3	67.6	65.2	62.8	62.3	59.2
Top Speed [km/h]	67.0	68.1	68.3	63.7	63.5	61.8
Avg. Dist. to Rail [m]	7.5	3.3	2.1	0.7	2.2	4.7
Avg. Stride Freq. [Hz]	2.4	2.4	2.3	2.3	2.3	2.3
Avg. Stride Length [m]	7.4	7.9	7.8	7.6	7.5	7.4



- [ ] Ranking at each section and finish
- .-.- No data available at this section
- NA No data available



# Townsville QLD Professional

## Race 4: Carnival Tickets On Sale Now BM65 Handicap - 1609m

23 April 2024 - 15:38



Track Rating: Soft 5, Weather: Fine, Rail Position: +6m 1000m-W/Post; +1.5m Remainder

Section		Overall											Last 600m	
Field Times		1:36.89											0:35.10	
		(0:15.74)											(0:11.51)	
		1400m	1200m	1000m	800m	600m	400m	400m	400m	400m	400m	400m	400m	
		1:21.15	1:09.12	0:57.68	0:46.17	0:35.10	0:24.00	0:24.00	0:24.00	0:24.00	0:24.00	0:24.00	0:24.00	
		(0:12.03)	(0:11.44)	(0:11.51)	(0:11.07)	(0:11.10)	(0:11.51)	(0:11.51)	(0:11.51)	(0:11.51)	(0:11.51)	(0:11.51)	(0:11.51)	
Rank	TAB	Horse/Jockey	Barrier	Top Speed [km/h]	Fastest Section	Overall	1400m	1200m	1000m	800m	600m	400m	400m	Distance Travelled [m]
1	2	MOOLOOLABA	8	65.9	0:11.07	1:36.89 [1]	1:20.72 [3]	1:09.10 [2]	0:57.68 [1]	0:46.17 [1]	0:35.10 [1]	0:24.00 [1]	0:35.10	
		Ashley Butler		600m	800m	(0:16.17)	(0:11.62)	(0:11.42)	(0:11.51)	(0:11.07)	(0:11.10)	(0:11.51)		
2	6	JOE'S GIGGLE	5	65.6	0:11.23	1:37.79 [2]	1:21.61 [4]	1:09.59 [3]	0:57.86 [3]	0:46.12 [4]	0:34.72 [4]	0:23.49 [4]	0:34.72	+3
		Scott Sheargold		600m	600m	(0:16.18)	(0:12.02)	(0:11.73)	(0:11.74)	(0:11.40)	(0:11.23)	(0:11.28)		
3	1	EDIFICATION	1	65.3	0:11.22	1:37.81 [3]	1:21.40 [6]	1:09.18 [6]	0:57.50 [6]	0:45.80 [6]	0:34.52 [5]	0:23.15 [6]	0:34.52	-6
		Graham Kliese		400m	400m	(0:16.41)	(0:12.22)	(0:11.68)	(0:11.70)	(0:11.28)	(0:11.37)	(0:11.22)		
4	4	MONASTERY	7	65.9	0:11.33	1:37.95 [4]	1:22.21 [1]	1:10.18 [1]	0:58.42 [2]	0:46.63 [2]	0:35.30 [2]	0:23.89 [2]	0:35.30	+6
		Carl Spry		800m	800m	(0:15.74)	(0:12.03)	(0:11.76)	(0:11.79)	(0:11.33)	(0:11.41)	(0:11.56)		
5	3	COOLMEANS	3	64.6	0:11.15	1:38.11 [5]	1:22.05 [2]	1:09.86 [4]	0:58.17 [4]	0:46.50 [3]	0:35.14 [3]	0:23.99 [3]	0:35.14	-3
		Frank Edwards		600m	600m	(0:16.06)	(0:12.19)	(0:11.69)	(0:11.67)	(0:11.36)	(0:11.15)	(0:11.42)		
6	5	BATTALION	2	63.9	0:11.35	1:38.34 [6]	1:21.99 [5]	1:09.88 [5]	0:58.09 [5]	0:46.38 [5]	0:34.99 [6]	0:23.64 [7]	0:34.99	-2
		Nathan Thomas		800m	600m	(0:16.35)	(0:12.11)	(0:11.79)	(0:11.71)	(0:11.39)	(0:11.35)	(0:11.48)		
7	7	SACRED LEGACY	4	65.8	0:11.13	1:38.36 [7]	1:21.71 [7]	1:09.50 [8]	0:57.84 [8]	0:46.23 [7]	0:34.90 [7]	0:23.77 [5]	0:34.90	+2
		Chris Whiteley		600m	600m	(0:16.65)	(0:12.21)	(0:11.66)	(0:11.61)	(0:11.33)	(0:11.13)	(0:11.38)		
8	9	PLUCKERCARN	6	65.1	0:11.27	1:38.93 [8]	1:22.16 [8]	1:10.22 [7]	0:58.54 [7]	0:46.77 [8]	0:35.37 [8]	0:24.10 [8]	0:35.37	+7
		Chelsea Jovic		600m	600m	(0:16.77)	(0:11.94)	(0:11.68)	(0:11.77)	(0:11.40)	(0:11.27)	(0:11.37)		
9	8	CONQUERING JUDAS	9	66.0	0:11.30	1:39.31 [9]	1:22.26 [9]	1:10.33 [9]	0:58.52 [9]	0:46.84 [9]	0:35.49 [10]	0:24.19 [10]	0:35.49	+4
		Isabella Teh		800m	600m	(0:17.05)	(0:11.93)	(0:11.81)	(0:11.68)	(0:11.35)	(0:11.30)	(0:11.71)		
10	10	SEBROSSA	10	65.4	0:11.16	1:39.36 [10]	1:22.22 [10]	1:10.13 [10]	0:58.34 [10]	0:46.87 [10]	0:35.67 [9]	0:24.51 [9]	0:35.67	+1
		Jackson Murphy		800m	600m	(0:17.14)	(0:12.09)	(0:11.79)	(0:11.47)	(0:11.20)	(0:11.16)	(0:11.59)		

[ ] Ranking at each section and finish  
 -:-:- No data available at this section  
 NA No data available

SCN Saddle cloth number  
 DNF Did not finish  
 DNT Did not track



# Townsville QLD Professional

## Race 4: Carnival Tickets On Sale Now BM65 Handicap - 1609m

23 April 2024 - 15:38



Track Rating: Soft 5, Weather: Fine, Rail Position: +6m 1000m-W/Post; +1.5m Remainder

Section							200m			Last 600m
Field Times							0:12.49			0:35.10
							(0:12.49)			
Rank	TAB	Horse/Jockey	Barrier	Top Speed [km/h]	Fastest Section	Margin			Distance Travelled [m]	
1	2	<b>MOOLOOLABA</b> Ashley Butler	8	65.9 600m	0:11.07 800m	0:12.49 [1] (0:12.49)	1:36.89		0:35.10	
2	6	<b>JOE'S GIGGLE</b> Scott Sheargold	5	65.6 600m	0:11.23 600m	0:12.21 [3] (0:12.21)	5.32L		0:34.72 +3	
3	1	<b>EDIFICATION</b> Graham Kliese	1	65.3 400m	0:11.22 400m	0:11.93 [5] (0:11.93)	5.38L		0:34.52 -6	
4	4	<b>MONASTERY</b> Carl Spry	7	65.9 800m	0:11.33 800m	0:12.33 [4] (0:12.33)	6.25L		0:35.30 +6	
5	3	<b>COOLMEANS</b> Frank Edwards	3	64.6 600m	0:11.15 600m	0:12.57 [2] (0:12.57)	7.17L		0:35.14 -3	
6	5	<b>BATTALION</b> Nathan Thomas	2	63.9 800m	0:11.35 600m	0:12.16 [7] (0:12.16)	8.54L		0:34.99 -2	
7	7	<b>SACRED LEGACY</b> Chris Whiteley	4	65.8 600m	0:11.13 600m	0:12.39 [6] (0:12.39)	8.62L		0:34.90 +2	
8	9	<b>PLUCKERCARN</b> Chelsea Jokic	6	65.1 600m	0:11.27 600m	0:12.73 [8] (0:12.73)	12L		0:35.37 +7	
9	8	<b>CONQUERING JUDAS</b> Isabella Teh	9	66.0 800m	0:11.30 600m	0:12.48 [10] (0:12.48)	14.25L		0:35.49 +4	
10	10	<b>SEBROSSA</b> Jackson Murphy	10	65.4 800m	0:11.16 600m	0:12.92 [9] (0:12.92)	14.54L		0:35.67 +1	

[ ] Ranking at each section and finish  
 -:-:- No data available at this section  
 NA No data available

SCN Saddle cloth number  
 DNF Did not finish  
 DNT Did not track



Horse/Jockey Name	Mooloolaba
Final Rank	1
Fastest Section Time (Section)	0:11.07 (800m)
Top Speed [km/h] (Section)	65.9 (600m)
Race State	Finished



### Townsville QLD Professional

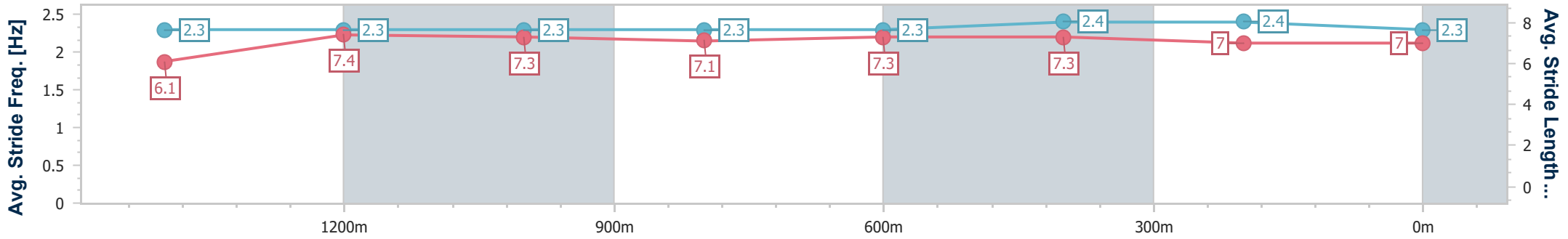
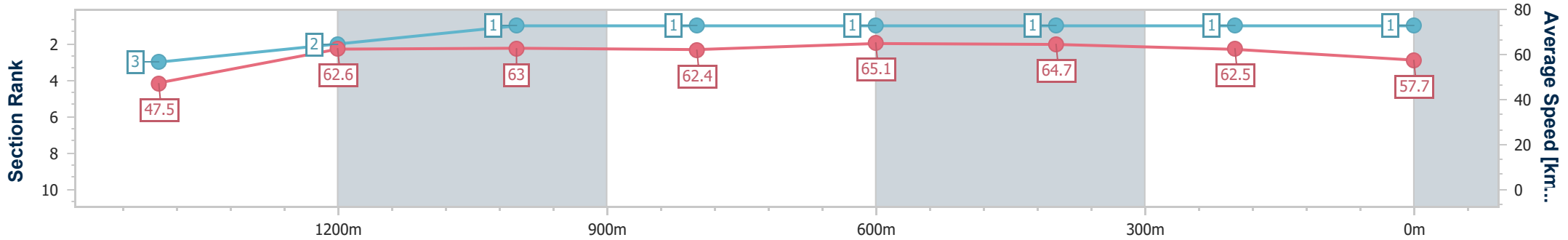
Race 4: Carnival Tickets On Sale Now BM65 Handicap - 1609m

23 April 2024 - 15:38

Track Rating: Soft 5, Weather: Fine, Rail Position: +6m 1000m-  
W/Post; +1.5m Remainder



Section	Overall	1400m	1200m	1000m	800m	600m	400m	200m					
Section Times	1:36.89 [1] (0:16.17)	1:20.72 [3] (0:11.62)	1:09.10 [2] (0:11.42)	0:57.68 [1] (0:11.51)	0:46.17 [1] (0:11.07)	0:35.10 [1] (0:11.10)	0:24.00 [1] (0:11.51)	0:12.49 [1] (0:12.49)					
Average Speed [km/h]	47.5	62.6	63.0	62.4	65.1	64.7	62.5	57.7					
Top Speed [km/h]	62.6	63.8	64.2	64.3	65.7	65.9	63.9	60.8					
Avg. Dist. to Rail [m]	9.9	3.4	1.2	0.4	0.4	0.5	0.3	1.3					
Avg. Stride Freq. [Hz]	2.3	2.3	2.3	2.3	2.3	2.4	2.4	2.3					
Avg. Stride Length [m]	6.1	7.4	7.3	7.1	7.3	7.3	7.0	7.0					



- [ ] Ranking at each section and finish
- .-.- No data available at this section
- NA No data available



Horse/Jockey Name	Joe's Giggle
Final Rank	2
Fastest Section Time (Section)	0:11.23 (600m)
Top Speed [km/h] (Section)	65.6 (600m)
Race State	Finished



Townsville QLD Professional

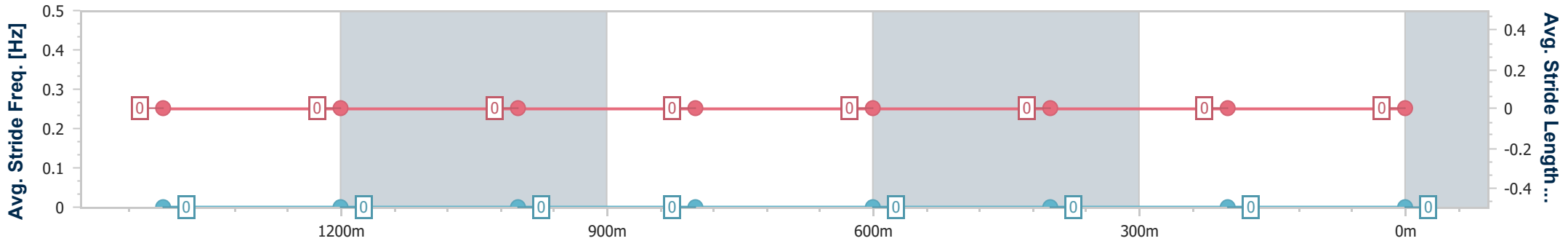
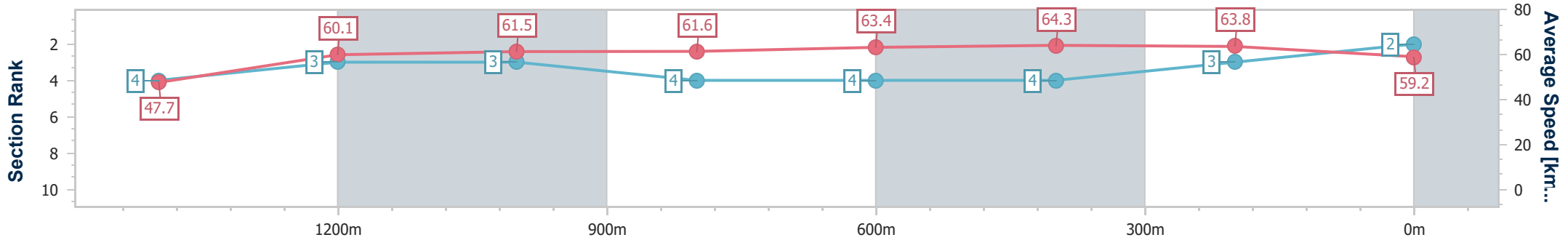
Race 4: Carnival Tickets On Sale Now BM65 Handicap - 1609m

23 April 2024 - 15:38

Track Rating: Soft 5, Weather: Fine, Rail Position: +6m 1000m-W/Post; +1.5m Remainder



Section	Overall	1400m	1200m	1000m	800m	600m	400m	200m						
Section Times	1:37.79 [2] (0:16.18)	1:21.61 [4] (0:12.02)	1:09.59 [3] (0:11.73)	0:57.86 [3] (0:11.74)	0:46.12 [4] (0:11.40)	0:34.72 [4] (0:11.23)	0:23.49 [4] (0:11.28)	0:12.21 [3] (0:12.21)						
Average Speed [km/h]	47.7	60.1	61.5	61.6	63.4	64.3	63.8	59.2						
Top Speed [km/h]	62.5	62.0	62.5	63.8	64.9	65.6	65.5	62.3						
Avg. Dist. to Rail [m]	8.6	2.3	1.0	1.0	1.0	0.5	1.2	2.4						
Avg. Stride Freq. [Hz]	--	--	--	--	--	--	--	--						
Avg. Stride Length [m]	--	--	--	--	--	--	--	--						



- [ ] Ranking at each section and finish
- No data available at this section
- NA No data available



Horse/Jockey Name	Edification
Final Rank	3
Fastest Section Time (Section)	0:11.22 (400m)
Top Speed [km/h] (Section)	65.3 (400m)
Race State	Finished



### Townsville QLD Professional

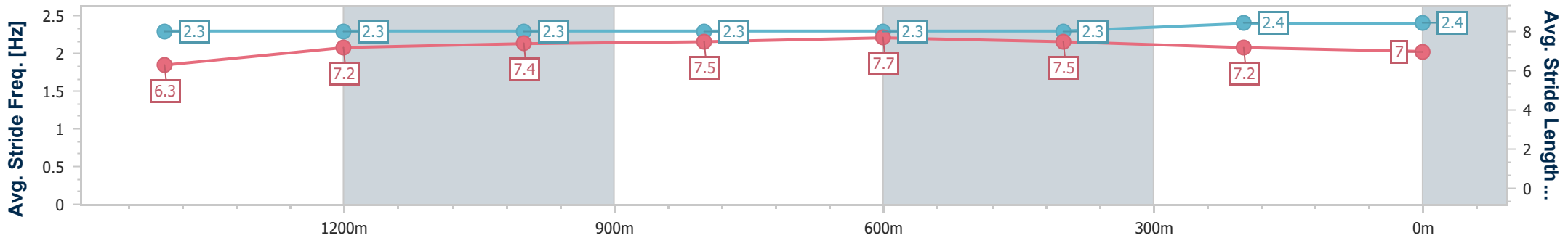
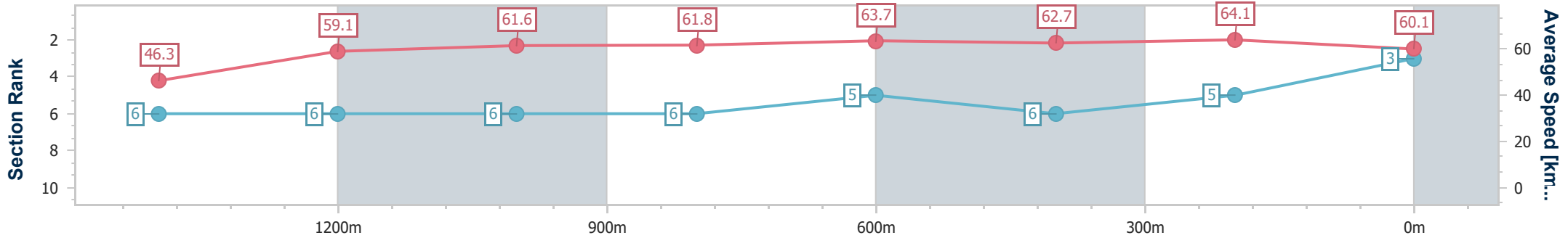
Race 4: Carnival Tickets On Sale Now BM65 Handicap - 1609m

23 April 2024 - 15:38

Track Rating: Soft 5, Weather: Fine, Rail Position: +6m 1000m-  
W/Post; +1.5m Remainder



Section	Overall	1400m	1200m	1000m	800m	600m	400m	200m					
Section Times	1:37.81 [3] (0:16.41)	1:21.40 [6] (0:12.22)	1:09.18 [6] (0:11.68)	0:57.50 [6] (0:11.70)	0:45.80 [6] (0:11.28)	0:34.52 [5] (0:11.37)	0:23.15 [6] (0:11.22)	0:11.93 [5] (0:11.93)					
Average Speed [km/h]	46.3	59.1	61.6	61.8	63.7	62.7	64.1	60.1					
Top Speed [km/h]	61.9	61.9	62.3	63.0	64.7	64.5	65.3	63.6					
Avg. Dist. to Rail [m]	4.2	1.4	0.9	1.3	1.0	2.4	2.0	4.4					
Avg. Stride Freq. [Hz]	2.3	2.3	2.3	2.3	2.3	2.3	2.4	2.4					
Avg. Stride Length [m]	6.3	7.2	7.4	7.5	7.7	7.5	7.2	7.0					



- [ ] Ranking at each section and finish
- .-.- No data available at this section
- NA No data available



Horse/Jockey Name	Monastery
Final Rank	4
Fastest Section Time (Section)	0:11.33 (800m)
Top Speed [km/h] (Section)	65.9 (800m)
Race State	Finished



### Townsville QLD Professional

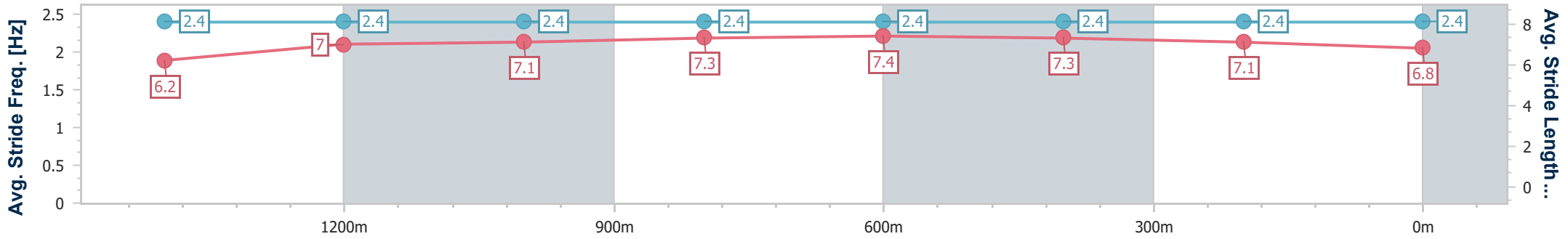
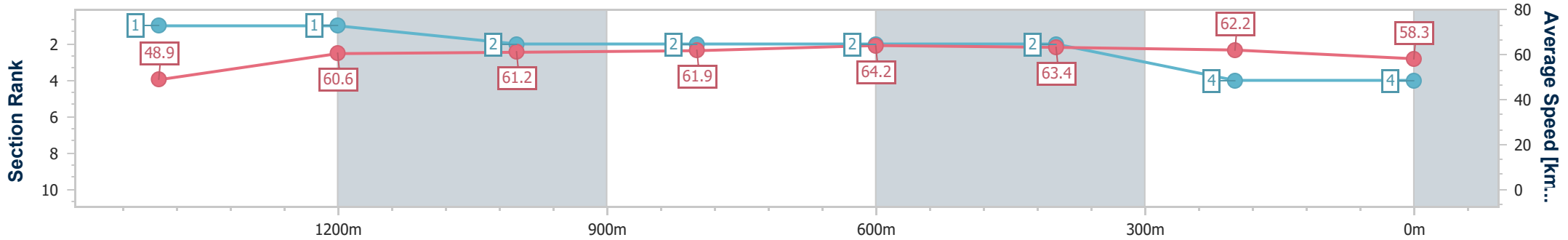
Race 4: Carnival Tickets On Sale Now BM65 Handicap - 1609m

23 April 2024 - 15:38

Track Rating: Soft 5, Weather: Fine, Rail Position: +6m 1000m-  
W/Post; +1.5m Remainder



Section	Overall	1400m	1200m	1000m	800m	600m	400m	200m					
Section Times	1:37.95 [4] (0:15.74)	1:22.21 [1] (0:12.03)	1:10.18 [1] (0:11.76)	0:58.42 [2] (0:11.79)	0:46.63 [2] (0:11.33)	0:35.30 [2] (0:11.41)	0:23.89 [2] (0:11.56)	0:12.33 [4] (0:12.33)					
Average Speed [km/h]	48.9	60.6	61.2	61.9	64.2	63.4	62.2	58.3					
Top Speed [km/h]	64.2	64.0	63.3	64.1	65.9	64.4	63.2	61.9					
Avg. Dist. to Rail [m]	9.2	3.4	2.1	2.7	1.9	0.6	0.3	1.3					
Avg. Stride Freq. [Hz]	2.4	2.4	2.4	2.4	2.4	2.4	2.4	2.4					
Avg. Stride Length [m]	6.2	7.0	7.1	7.3	7.4	7.3	7.1	6.8					



- [ ] Ranking at each section and finish
- .-.- No data available at this section
- NA No data available



Horse/Jockey Name	Coolmeans
Final Rank	5
Fastest Section Time (Section)	0:11.15 (600m)
Top Speed [km/h] (Section)	64.6 (600m)
Race State	Finished



### Townsville QLD Professional

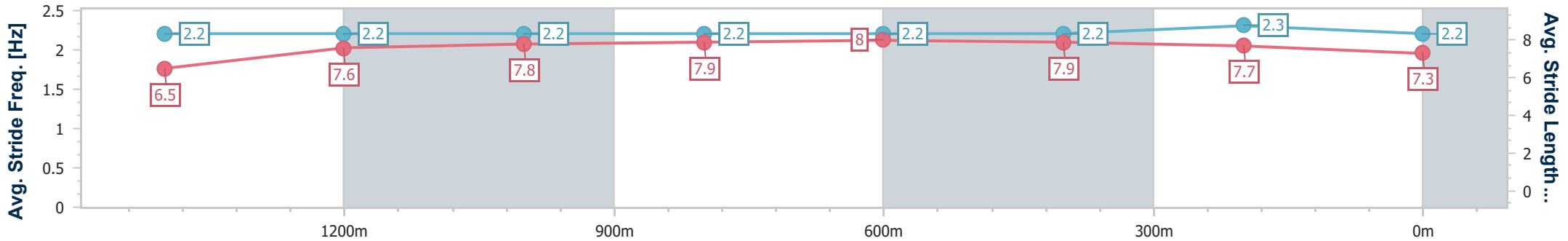
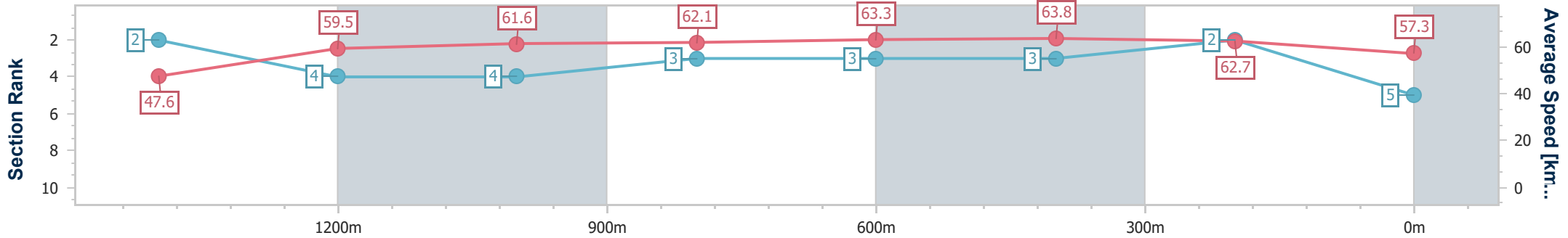
Race 4: Carnival Tickets On Sale Now BM65 Handicap - 1609m

23 April 2024 - 15:38

Track Rating: Soft 5, Weather: Fine, Rail Position: +6m 1000m-  
W/Post; +1.5m Remainder



Section	Overall	1400m	1200m	1000m	800m	600m	400m	200m						
Section Times	1:38.11 [5] (0:16.06)	1:22.05 [2] (0:12.19)	1:09.86 [4] (0:11.69)	0:58.17 [4] (0:11.67)	0:46.50 [3] (0:11.36)	0:35.14 [3] (0:11.15)	0:23.99 [3] (0:11.42)	0:12.57 [2] (0:12.57)						
Average Speed [km/h]	47.6	59.5	61.6	62.1	63.3	63.8	62.7	57.3						
Top Speed [km/h]	62.1	61.2	62.1	63.7	64.1	64.6	63.8	61.7						
Avg. Dist. to Rail [m]	6.6	2.0	1.1	1.7	0.7	2.2	2.1	0.7						
Avg. Stride Freq. [Hz]	2.2	2.2	2.2	2.2	2.2	2.2	2.3	2.2						
Avg. Stride Length [m]	6.5	7.6	7.8	7.9	8.0	7.9	7.7	7.3						



- [ ] Ranking at each section and finish
- .-.- No data available at this section
- NA No data available





Horse/Jockey Name	Battalion
Final Rank	6
Fastest Section Time (Section)	0:11.35 (600m)
Top Speed [km/h] (Section)	63.9 (800m)
Race State	Finished



### Townsville QLD Professional

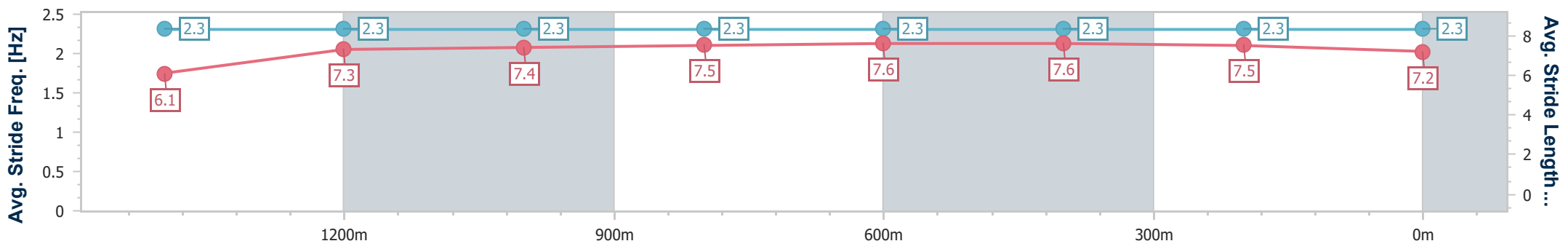
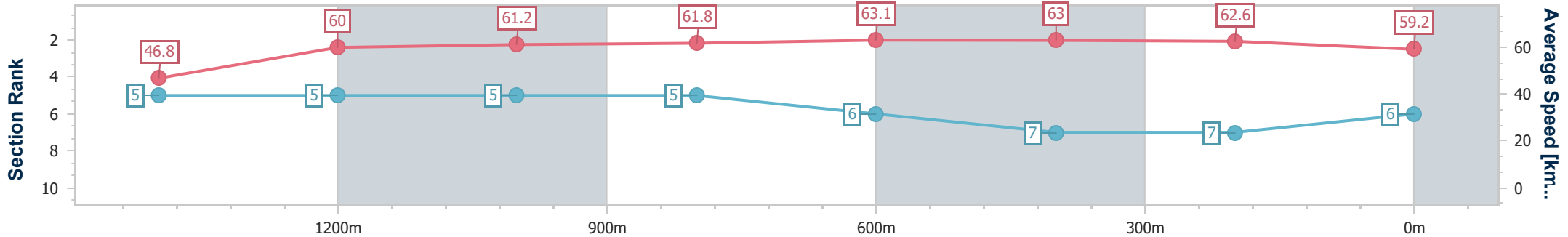
Race 4: Carnival Tickets On Sale Now BM65 Handicap - 1609m

23 April 2024 - 15:38

Track Rating: Soft 5, Weather: Fine, Rail Position: +6m 1000m-  
W/Post; +1.5m Remainder



Section	Overall	1400m	1200m	1000m	800m	600m	400m	200m					
Section Times	1:38.34 [6] (0:16.35)	1:21.99 [5] (0:12.11)	1:09.88 [5] (0:11.79)	0:58.09 [5] (0:11.71)	0:46.38 [5] (0:11.39)	0:34.99 [6] (0:11.35)	0:23.64 [7] (0:11.48)	0:12.16 [7] (0:12.16)					
Average Speed [km/h]	46.8	60.0	61.2	61.8	63.1	63.0	62.6	59.2					
Top Speed [km/h]	62.9	62.0	62.1	63.2	63.9	63.8	63.3	62.5					
Avg. Dist. to Rail [m]	6.4	2.7	1.3	0.9	0.6	1.4	1.2	0.9					
Avg. Stride Freq. [Hz]	2.3	2.3	2.3	2.3	2.3	2.3	2.3	2.3					
Avg. Stride Length [m]	6.1	7.3	7.4	7.5	7.6	7.6	7.5	7.2					



- [ ] Ranking at each section and finish
- .-.- No data available at this section
- NA No data available



Horse/Jockey Name	Sacred Legacy
Final Rank	7
Fastest Section Time (Section)	0:11.13 (600m)
Top Speed [km/h] (Section)	65.8 (600m)
Race State	Finished



### Townsville QLD Professional

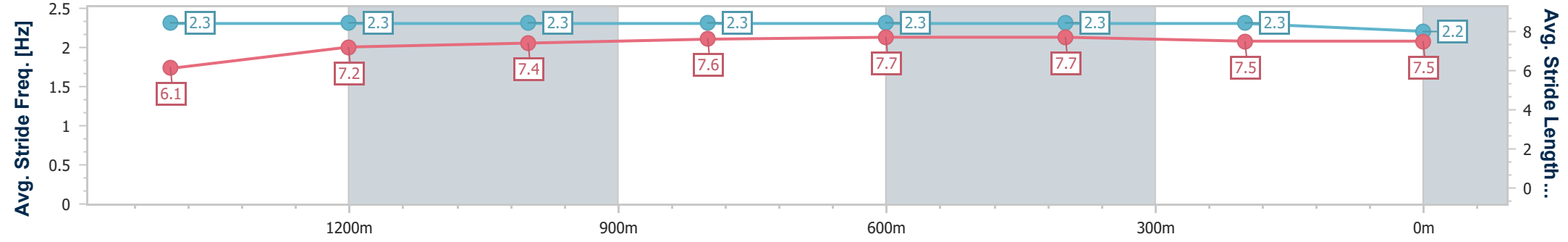
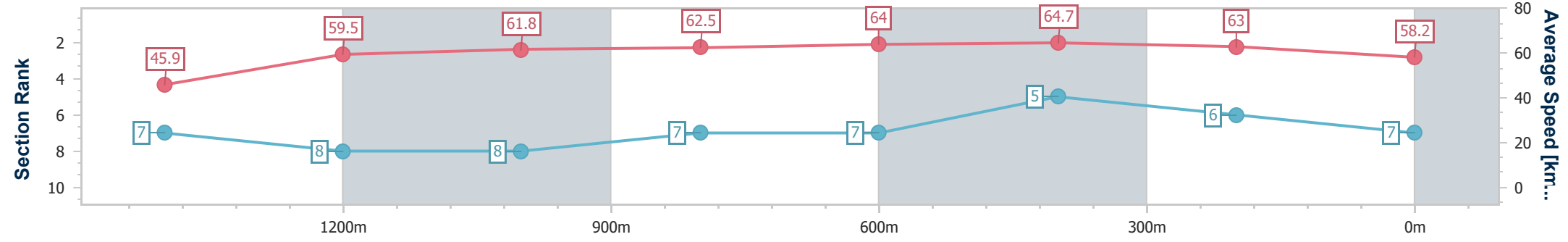
Race 4: Carnival Tickets On Sale Now BM65 Handicap - 1609m

23 April 2024 - 15:38

Track Rating: Soft 5, Weather: Fine, Rail Position: +6m 1000m-  
W/Post; +1.5m Remainder



Section	Overall	1400m	1200m	1000m	800m	600m	400m	200m					
Section Times	1:38.36 [7] (0:16.65)	1:21.71 [7] (0:12.21)	1:09.50 [8] (0:11.66)	0:57.84 [8] (0:11.61)	0:46.23 [7] (0:11.33)	0:34.90 [7] (0:11.13)	0:23.77 [5] (0:11.38)	0:12.39 [6] (0:12.39)					
Average Speed [km/h]	45.9	59.5	61.8	62.5	64.0	64.7	63.0	58.2					
Top Speed [km/h]	60.9	61.9	62.8	63.0	64.9	65.8	64.8	61.6					
Avg. Dist. to Rail [m]	7.4	2.1	1.3	2.1	1.1	0.6	1.8	4.6					
Avg. Stride Freq. [Hz]	2.3	2.3	2.3	2.3	2.3	2.3	2.3	2.2					
Avg. Stride Length [m]	6.1	7.2	7.4	7.6	7.7	7.7	7.5	7.5					



- [ ] Ranking at each section and finish
- .-.- No data available at this section
- NA No data available



Horse/Jockey Name	Pluckercarn
Final Rank	8
Fastest Section Time (Section)	0:11.27 (600m)
Top Speed [km/h] (Section)	65.1 (600m)
Race State	Finished



### Townsville QLD Professional

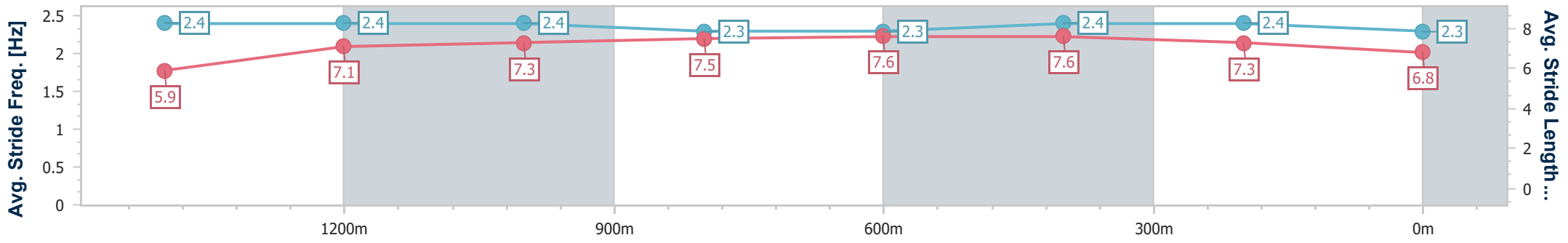
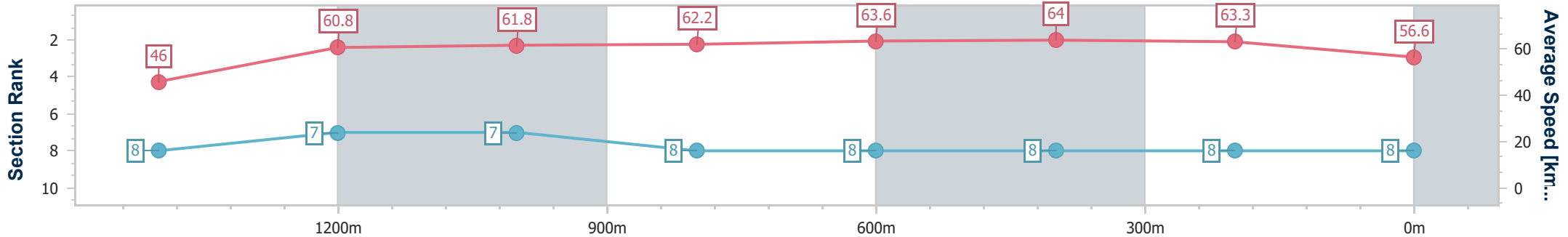
Race 4: Carnival Tickets On Sale Now BM65 Handicap - 1609m

23 April 2024 - 15:38

Track Rating: Soft 5, Weather: Fine, Rail Position: +6m 1000m-  
W/Post; +1.5m Remainder



Section	Overall	1400m	1200m	1000m	800m	600m	400m	200m					
Section Times	1:38.93 [8] (0:16.77)	1:22.16 [8] (0:11.94)	1:10.22 [7] (0:11.68)	0:58.54 [7] (0:11.77)	0:46.77 [8] (0:11.40)	0:35.37 [8] (0:11.27)	0:24.10 [8] (0:11.37)	0:12.73 [8] (0:12.73)					
Average Speed [km/h]	46.0	60.8	61.8	62.2	63.6	64.0	63.3	56.6					
Top Speed [km/h]	62.2	62.9	63.5	62.6	65.1	65.1	64.3	62.3					
Avg. Dist. to Rail [m]	9.6	3.5	2.6	3.3	1.8	0.6	1.7	3.2					
Avg. Stride Freq. [Hz]	2.4	2.4	2.4	2.3	2.3	2.4	2.4	2.3					
Avg. Stride Length [m]	5.9	7.1	7.3	7.5	7.6	7.6	7.3	6.8					



- [ ] Ranking at each section and finish
- .-.- No data available at this section
- NA No data available



Horse/Jockey Name	Conquering Judas
Final Rank	9
Fastest Section Time (Section)	0:11.30 (600m)
Top Speed [km/h] (Section)	66.0 (800m)
Race State	Finished



### Townsville QLD Professional

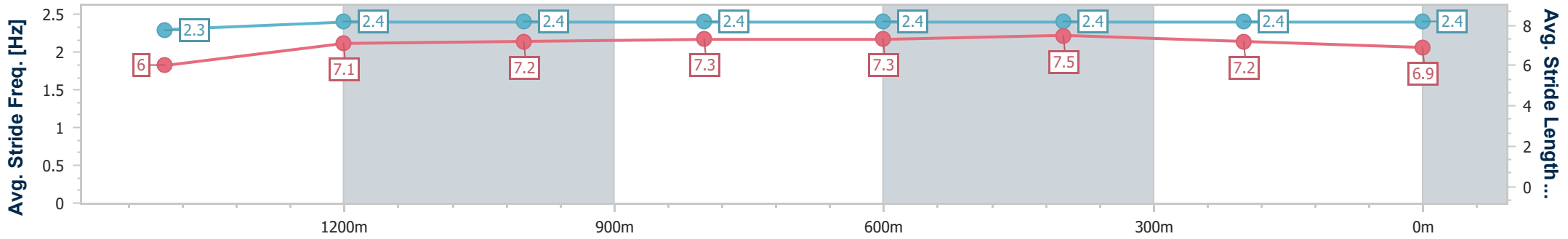
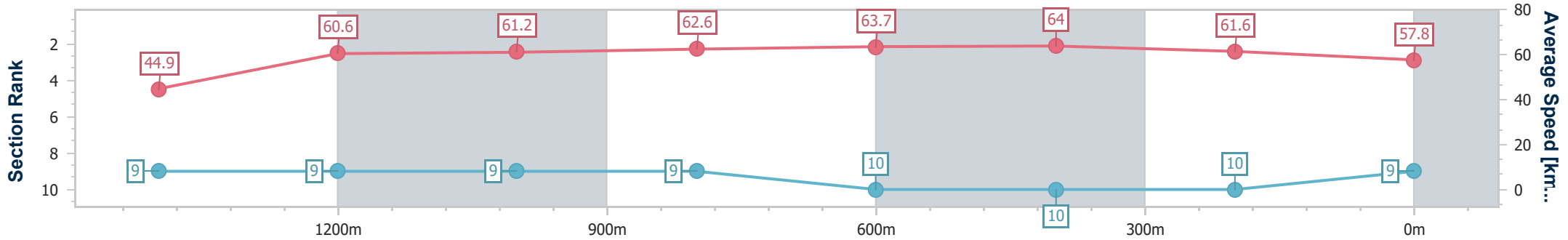
Race 4: Carnival Tickets On Sale Now BM65 Handicap - 1609m

23 April 2024 - 15:38

Track Rating: Soft 5, Weather: Fine, Rail Position: +6m 1000m-  
W/Post; +1.5m Remainder



Section	Overall	1400m	1200m	1000m	800m	600m	400m	200m						
Section Times	1:39.31 [9] (0:17.05)	1:22.26 [9] (0:11.93)	1:10.33 [9] (0:11.81)	0:58.52 [9] (0:11.68)	0:46.84 [9] (0:11.35)	0:35.49 [10] (0:11.30)	0:24.19 [10] (0:11.71)	0:12.48 [10] (0:12.48)						
Average Speed [km/h]	44.9	60.6	61.2	62.6	63.7	64.0	61.6	57.8						
Top Speed [km/h]	59.8	62.1	62.4	63.9	66.0	64.9	62.3	60.4						
Avg. Dist. to Rail [m]	8.2	3.4	4.0	2.7	1.5	0.9	2.8	6.1						
Avg. Stride Freq. [Hz]	2.3	2.4	2.4	2.4	2.4	2.4	2.4	2.4						
Avg. Stride Length [m]	6.0	7.1	7.2	7.3	7.3	7.5	7.2	6.9						



- [ ] Ranking at each section and finish
- .-.- No data available at this section
- NA No data available



Horse/Jockey Name	Sebrossa
Final Rank	10
Fastest Section Time (Section)	0:11.16 (600m)
Top Speed [km/h] (Section)	65.4 (800m)
Race State	Finished



### Townsville QLD Professional

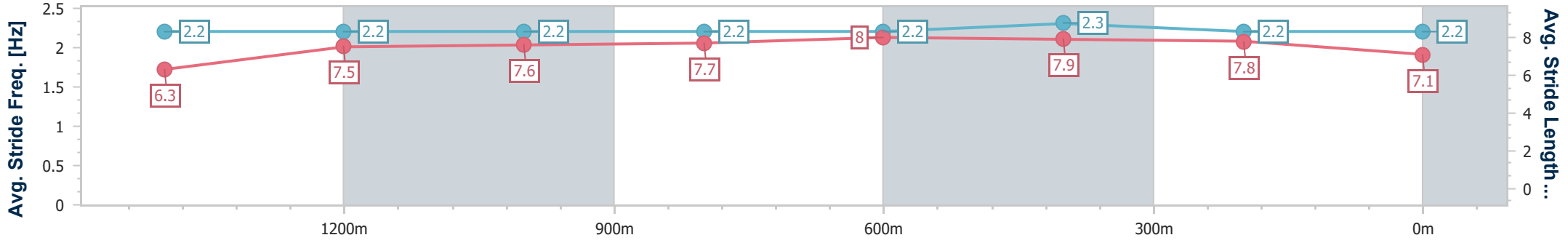
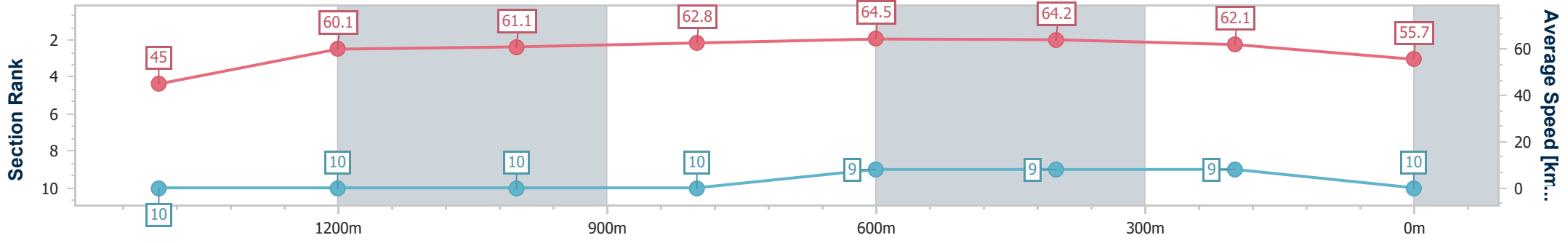
Race 4: Carnival Tickets On Sale Now BM65 Handicap - 1609m

23 April 2024 - 15:38

Track Rating: Soft 5, Weather: Fine, Rail Position: +6m 1000m-  
W/Post; +1.5m Remainder



Section	Overall	1400m	1200m	1000m	800m	600m	400m	200m						
Section Times	1:39.36 [10] (0:17.14)	1:22.22 [10] (0:12.09)	1:10.13 [10] (0:11.79)	0:58.34 [10] (0:11.47)	0:46.87 [10] (0:11.20)	0:35.67 [9] (0:11.16)	0:24.51 [9] (0:11.59)	0:12.92 [9] (0:12.92)						
Average Speed [km/h]	45.0	60.1	61.1	62.8	64.5	64.2	62.1	55.7						
Top Speed [km/h]	60.2	61.7	62.0	64.3	65.4	64.9	63.9	60.9						
Avg. Dist. to Rail [m]	10.3	3.8	1.7	0.7	0.5	0.6	0.3	0.7						
Avg. Stride Freq. [Hz]	2.2	2.2	2.2	2.2	2.2	2.3	2.2	2.2						
Avg. Stride Length [m]	6.3	7.5	7.6	7.7	8.0	7.9	7.8	7.1						



- [ ] Ranking at each section and finish
- .-.- No data available at this section
- NA No data available



# Townsville QLD Professional

## Race 5: Hygain QTIS Three-Years-Old Handicap - 1000m



23 April 2024 - 16:10

Track Rating: Soft 5, Weather: Fine, Rail Position: +6m 1000m-W/Post; +1.5m Remainder

Section											Last 600m		
Field Times		Overall	800m	600m	400m	200m						0:33.01	
		0:56.06 (0:13.10)	0:42.96 (0:09.95)	0:33.01 (0:10.40)	0:22.61 (0:10.86)	0:11.75 (0:11.75)							
Rank	TAB	Horse/Jockey	Barrier	Top Speed [km/h]	Fastest Section							Margin	Distance Travelled [m]
1	1	ROWEINER'S DANCE	2	73.7	0:09.86	0:56.06 [1]	0:42.87 [3]	0:33.01 [1]	0:22.61 [1]	0:11.75 [1]	0:56.06	0:33.01	
		Lachlan Overall		800m	800m	(0:13.19)	(0:09.86)	(0:10.40)	(0:10.86)	(0:11.75)			
2	7	WIN AND TONIC	6	73.5	0:09.90	0:56.06 [2]	0:42.62 [4]	0:32.72 [4]	0:22.37 [4]	0:11.53 [2]	0L	0:32.72	+0
		Lacey Morrison		800m	800m	(0:13.44)	(0:09.90)	(0:10.35)	(0:10.84)	(0:11.53)			
3	9	HUNT THE HUNTER	1	71.7	0:10.19	0:56.34 [3]	0:42.88 [6]	0:32.69 [5]	0:22.44 [5]	0:11.53 [3]	0.28L	0:32.69	+2
		Scott Sheargold		Overall	800m	(0:13.46)	(0:10.19)	(0:10.25)	(0:10.91)	(0:11.53)			
4	3	CRAICARO	3	71.8	0:10.09	0:56.49 [4]	0:42.75 [8]	0:32.66 [8]	0:22.36 [9]	0:11.55 [5]	0.15L	0:32.66	+2
		Chris Whiteley		800m	800m	(0:13.74)	(0:10.09)	(0:10.30)	(0:10.81)	(0:11.55)			
5	6	FLORAL CODE	10	71.4	0:10.19	0:56.71 [5]	0:43.12 [7]	0:32.93 [7]	0:22.63 [7]	0:11.70 [6]	0.22L	0:32.93	+4
		Isabella Teh		800m	800m	(0:13.59)	(0:10.19)	(0:10.30)	(0:10.93)	(0:11.70)			
6	8	EXTRA FREE	4	72.7	0:10.06	0:56.72 [6]	0:42.78 [10]	0:32.65 [10]	0:22.59 [8]	0:11.69 [7]	0.01L	0:32.65	+4
		Adam Spinks		800m	600m	(0:13.94)	(0:10.13)	(0:10.06)	(0:10.90)	(0:11.69)			
7	10	ADMIRAL MADAME	7	74.4	0:09.93	0:57.20 [7]	0:44.04 [2]	0:34.11 [2]	0:23.57 [2]	0:12.33 [4]	0.48L	0:34.11	+3
		Chelsea Jokic		800m	800m	(0:13.16)	(0:09.93)	(0:10.54)	(0:11.24)	(0:12.33)			
8	11	MISHANI PERFECTION	5	71.2	0:10.19	0:57.47 [8]	0:43.73 [9]	0:33.54 [9]	0:23.05 [10]	0:11.99 [10]	0.27L	0:33.54	+2
		Gabrielle Semmens		800m	800m	(0:13.74)	(0:10.19)	(0:10.49)	(0:11.06)	(0:11.99)			
9	4	ELIE JOE	9	73.6	0:10.07	0:57.83 [9]	0:44.73 [1]	0:34.66 [3]	0:24.17 [3]	0:12.79 [8]	0.36L	0:34.66	+4
		Denicious Smith		800m	800m	(0:13.10)	(0:10.07)	(0:10.49)	(0:11.38)	(0:12.79)			
10	12	KOBIE'S LUCK	11	72.8	0:10.22	0:58.78 [10]	0:45.32 [5]	0:35.10 [6]	0:24.74 [6]	0:13.38 [9]	0.95L	0:35.10	+7
		Jackson Murphy		600m	800m	(0:13.46)	(0:10.22)	(0:10.36)	(0:11.36)	(0:13.38)			

Scratched: Don't Cha Wish (#2), Find My Calm (#5)

[ ] Ranking at each section and finish  
 -:-:- No data available at this section  
 NA No data available

SCN Saddle cloth number  
 DNF Did not finish  
 DNT Did not track



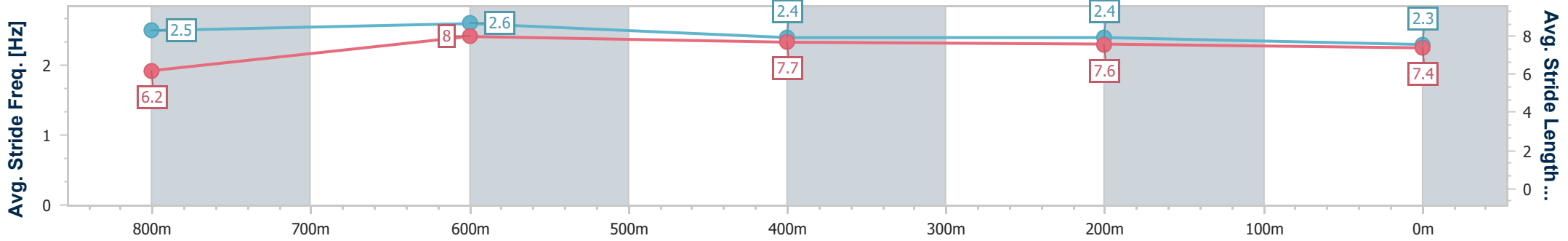
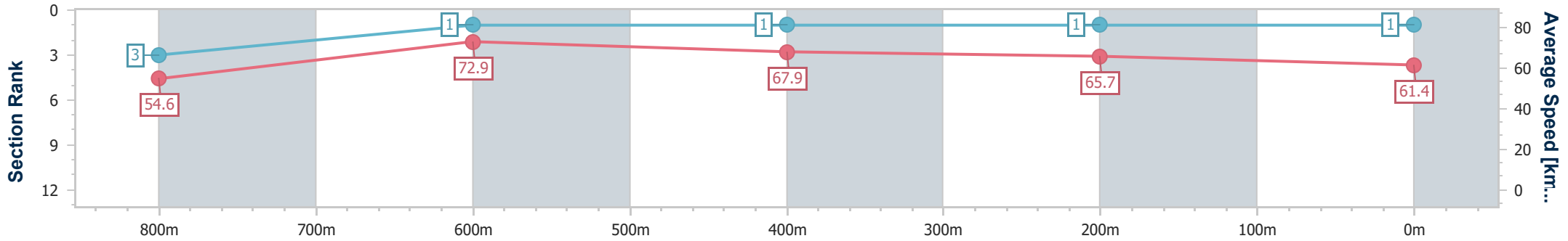
Horse/Jockey Name	Roweiner's Dance
Final Rank	1
Fastest Section Time (Section)	0:09.86 (800m)
Top Speed [km/h] (Section)	73.7 (800m)
Race State	Finished



Townsville QLD Professional  
 Race 5: Hygain QTIS Three-Years-Old Handicap - 1000m  
 23 April 2024 - 16:10  
 Track Rating: Soft 5, Weather: Fine, Rail Position: +6m 1000m-  
 W/Post; +1.5m Remainder



Section	Overall	800m	600m	400m	200m
Section Times	0:56.06 [1] (0:13.19)	0:42.87 [3] (0:09.86)	0:33.01 [1] (0:10.40)	0:22.61 [1] (0:10.86)	0:11.75 [1] (0:11.75)
Average Speed [km/h]	54.6	72.9	67.9	65.7	61.4
Top Speed [km/h]	73.5	73.7	70.5	66.6	64.7
Avg. Dist. to Rail [m]	1.8	1.7	3.9	3.1	1.1
Avg. Stride Freq. [Hz]	2.5	2.6	2.4	2.4	2.3
Avg. Stride Length [m]	6.2	8.0	7.7	7.6	7.4



- [ ] Ranking at each section and finish
- .-.- No data available at this section
- NA No data available



Horse/Jockey Name	Win And Tonic
Final Rank	2
Fastest Section Time (Section)	0:09.90 (800m)
Top Speed [km/h] (Section)	73.5 (800m)
Race State	Finished



### Townsville QLD Professional

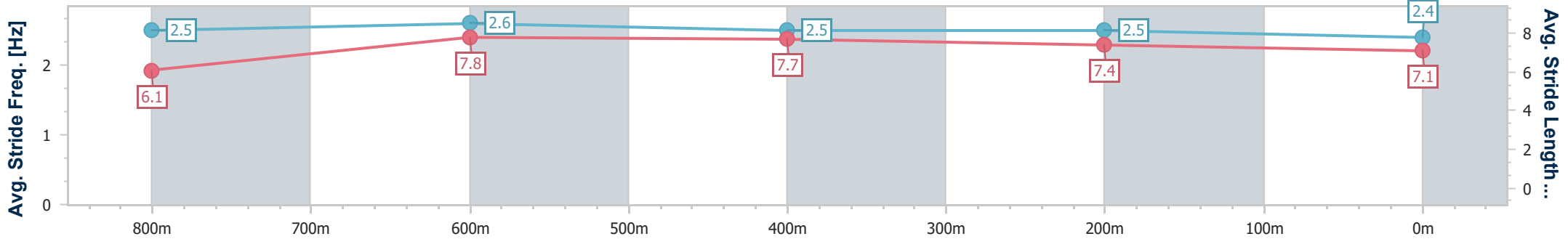
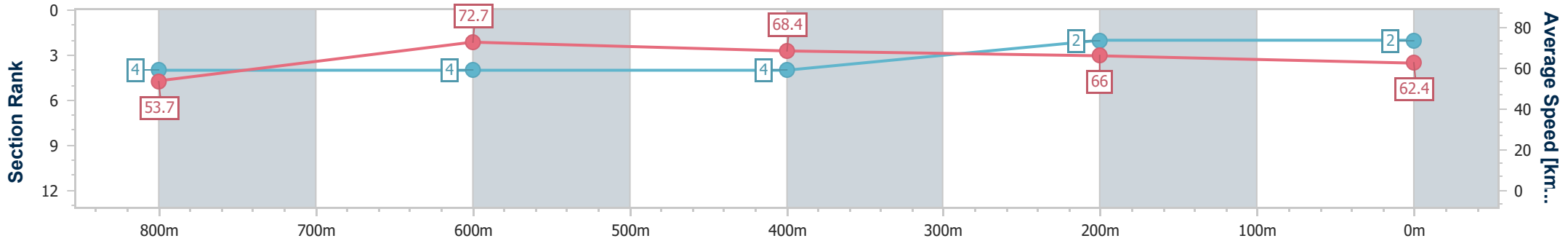
Race 5: Hygain QTIS Three-Years-Old Handicap - 1000m

23 April 2024 - 16:10

Track Rating: Soft 5, Weather: Fine, Rail Position: +6m 1000m-W/Post; +1.5m Remainder



Section	Overall	800m	600m	400m	200m
Section Times	0:56.06 [2] (0:13.44)	0:42.62 [4] (0:09.90)	0:32.72 [4] (0:10.35)	0:22.37 [4] (0:10.84)	0:11.53 [2] (0:11.53)
Average Speed [km/h]	53.7	72.7	68.4	66.0	62.4
Top Speed [km/h]	73.2	73.5	71.6	67.0	63.9
Avg. Dist. to Rail [m]	3.1	1.4	3.7	2.6	1.1
Avg. Stride Freq. [Hz]	2.5	2.6	2.5	2.5	2.4
Avg. Stride Length [m]	6.1	7.8	7.7	7.4	7.1



- [ ] Ranking at each section and finish
- .-.- No data available at this section
- NA No data available





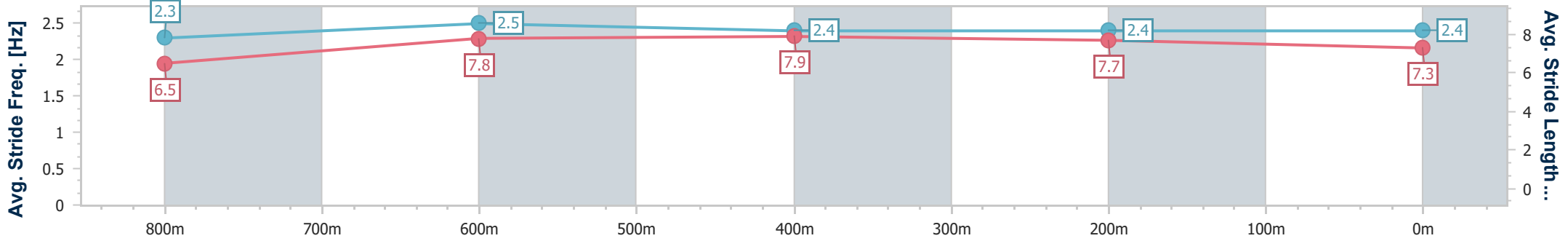
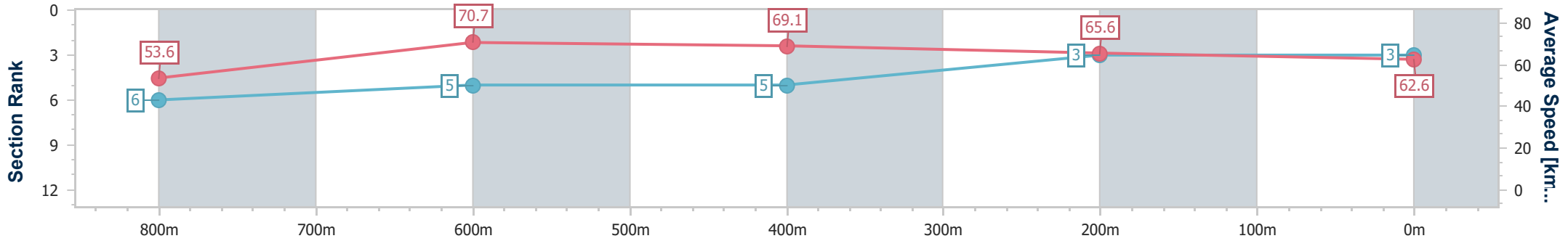
Horse/Jockey Name	Hunt The Hunter
Final Rank	3
Fastest Section Time (Section)	0:10.19 (800m)
Top Speed [km/h] (Section)	71.7 (Overall)
Race State	Finished



Townsville QLD Professional  
 Race 5: Hygain QTIS Three-Years-Old Handicap - 1000m  
 23 April 2024 - 16:10  
 Track Rating: Soft 5, Weather: Fine, Rail Position: +6m 1000m-  
 W/Post; +1.5m Remainder



Section	Overall	800m	600m	400m	200m
Section Times	0:56.34 [3] (0:13.46)	0:42.88 [6] (0:10.19)	0:32.69 [5] (0:10.25)	0:22.44 [5] (0:10.91)	0:11.53 [3] (0:11.53)
Average Speed [km/h]	53.6	70.7	69.1	65.6	62.6
Top Speed [km/h]	71.7	71.3	70.6	67.0	64.5
Avg. Dist. to Rail [m]	1.5	1.3	3.0	1.9	1.0
Avg. Stride Freq. [Hz]	2.3	2.5	2.4	2.4	2.4
Avg. Stride Length [m]	6.5	7.8	7.9	7.7	7.3



- [ ] Ranking at each section and finish
- .-.- No data available at this section
- NA No data available



Horse/Jockey Name	Craicaro
Final Rank	4
Fastest Section Time (Section)	0:10.09 (800m)
Top Speed [km/h] (Section)	71.8 (800m)
Race State	Finished



### Townsville QLD Professional

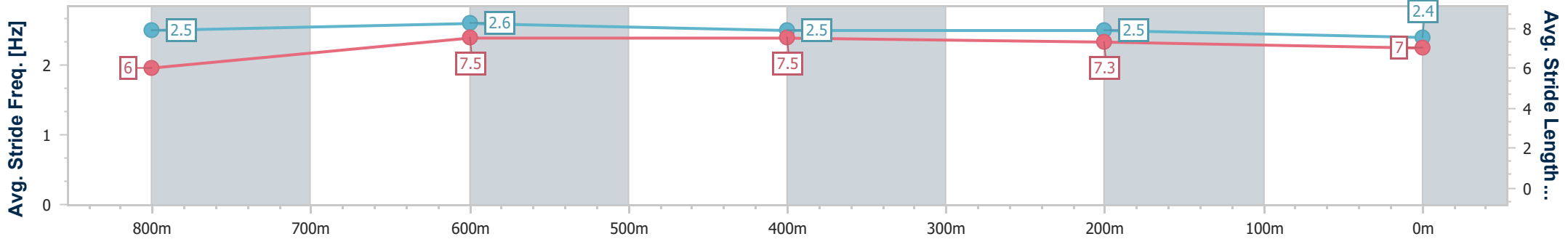
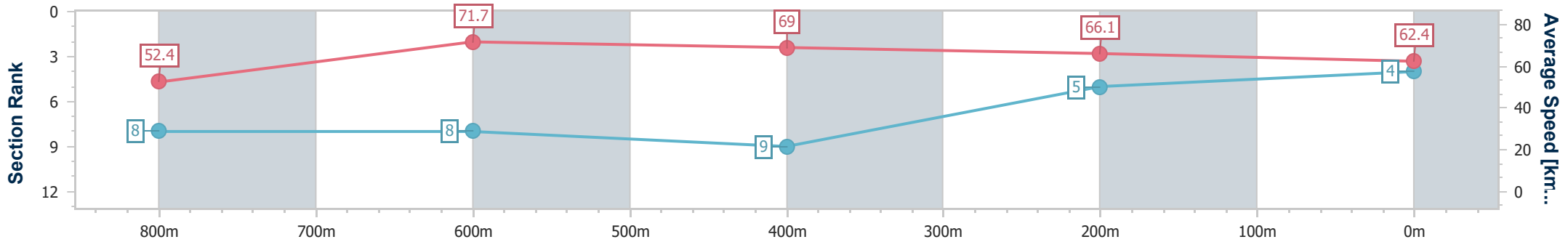
Race 5: Hygain QTIS Three-Years-Old Handicap - 1000m

23 April 2024 - 16:10

Track Rating: Soft 5, Weather: Fine, Rail Position: +6m 1000m-W/Post; +1.5m Remainder



Section	Overall	800m	600m	400m	200m
Section Times	0:56.49 [4] (0:13.74)	0:42.75 [8] (0:10.09)	0:32.66 [8] (0:10.30)	0:22.36 [9] (0:10.81)	0:11.55 [5] (0:11.55)
Average Speed [km/h]	52.4	71.7	69.0	66.1	62.4
Top Speed [km/h]	71.4	71.8	70.5	67.0	66.5
Avg. Dist. to Rail [m]	1.5	1.0	2.4	3.3	1.2
Avg. Stride Freq. [Hz]	2.5	2.6	2.5	2.5	2.4
Avg. Stride Length [m]	6.0	7.5	7.5	7.3	7.0



- [ ] Ranking at each section and finish
- .-.- No data available at this section
- NA No data available



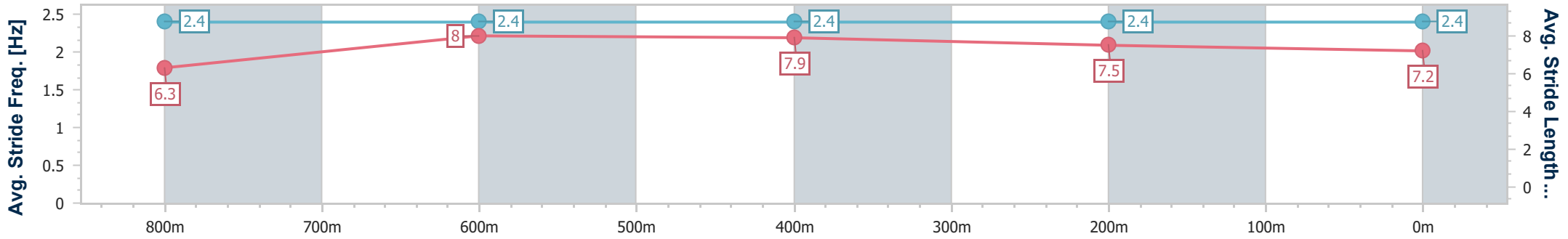
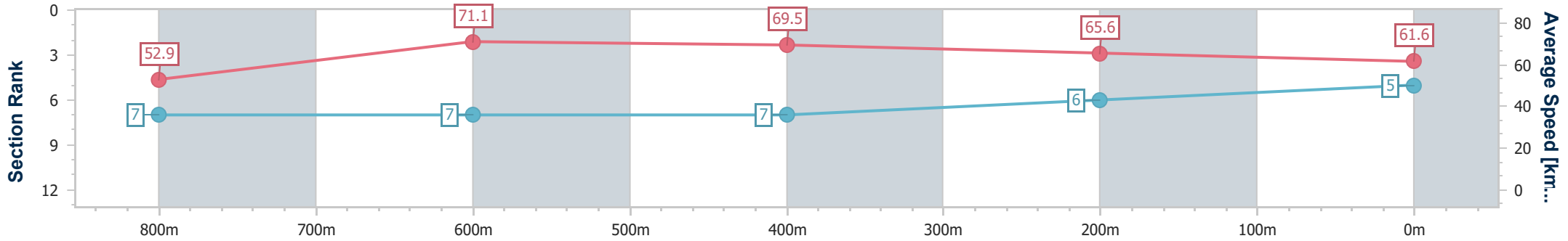
Horse/Jockey Name	Floral Code
Final Rank	5
Fastest Section Time (Section)	0:10.19 (800m)
Top Speed [km/h] (Section)	71.4 (800m)
Race State	Finished



**Townsville QLD Professional**  
**Race 5: Hygain QTIS Three-Years-Old Handicap - 1000m**  
 23 April 2024 - 16:10  
 Track Rating: Soft 5, Weather: Fine, Rail Position: +6m 1000m-  
 W/Post; +1.5m Remainder



Section	Overall	800m	600m	400m	200m
Section Times	0:56.71 [5] (0:13.59)	0:43.12 [7] (0:10.19)	0:32.93 [7] (0:10.30)	0:22.63 [7] (0:10.93)	0:11.70 [6] (0:11.70)
Average Speed [km/h]	52.9	71.1	69.5	65.6	61.6
Top Speed [km/h]	71.3	71.4	71.0	66.9	63.7
Avg. Dist. to Rail [m]	6.4	1.6	1.2	1.5	3.4
Avg. Stride Freq. [Hz]	2.4	2.4	2.4	2.4	2.4
Avg. Stride Length [m]	6.3	8.0	7.9	7.5	7.2



- [ ] Ranking at each section and finish
- .-.- No data available at this section
- NA No data available



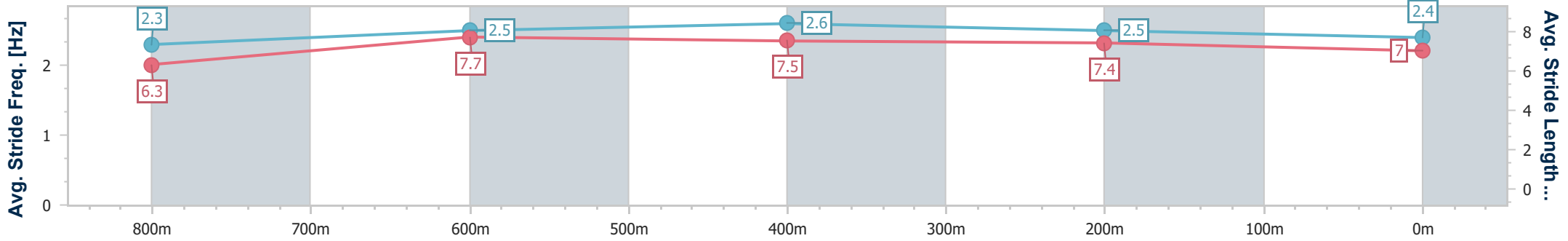
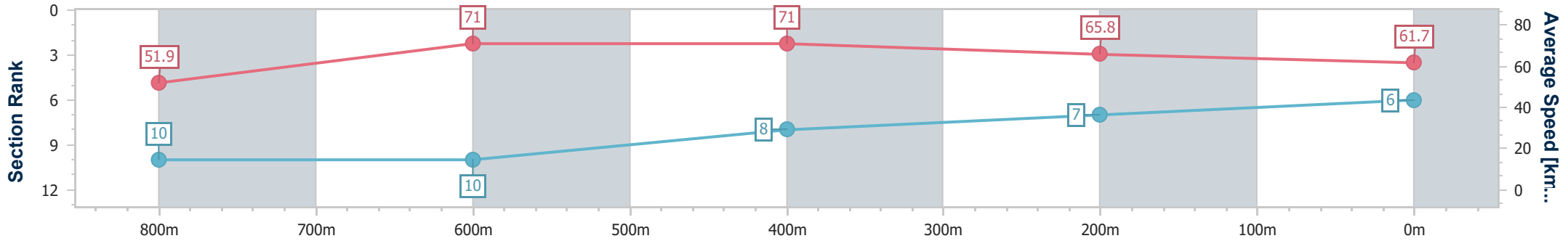
Horse/Jockey Name	Extra Free
Final Rank	6
Fastest Section Time (Section)	0:10.06 (600m)
Top Speed [km/h] (Section)	72.7 (800m)
Race State	Finished



Townsville QLD Professional  
 Race 5: Hygain QTIS Three-Years-Old Handicap - 1000m  
 23 April 2024 - 16:10  
 Track Rating: Soft 5, Weather: Fine, Rail Position: +6m 1000m-  
 W/Post; +1.5m Remainder



Section	Overall	800m	600m	400m	200m
Section Times	0:56.72 [6] (0:13.94)	0:42.78 [10] (0:10.13)	0:32.65 [10] (0:10.06)	0:22.59 [8] (0:10.90)	0:11.69 [7] (0:11.69)
Average Speed [km/h]	51.9	71.0	71.0	65.8	61.7
Top Speed [km/h]	71.4	72.7	72.7	70.4	64.4
Avg. Dist. to Rail [m]	3.9	1.4	1.9	1.3	2.1
Avg. Stride Freq. [Hz]	2.3	2.5	2.6	2.5	2.4
Avg. Stride Length [m]	6.3	7.7	7.5	7.4	7.0



- [ ] Ranking at each section and finish
- .-.- No data available at this section
- NA No data available



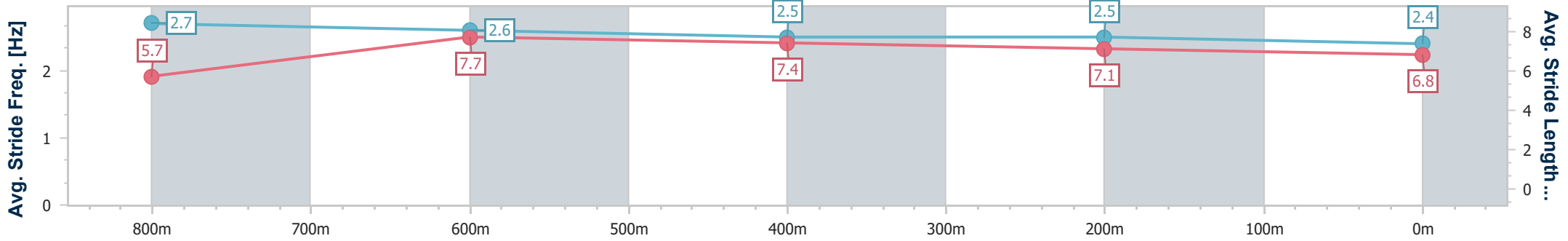
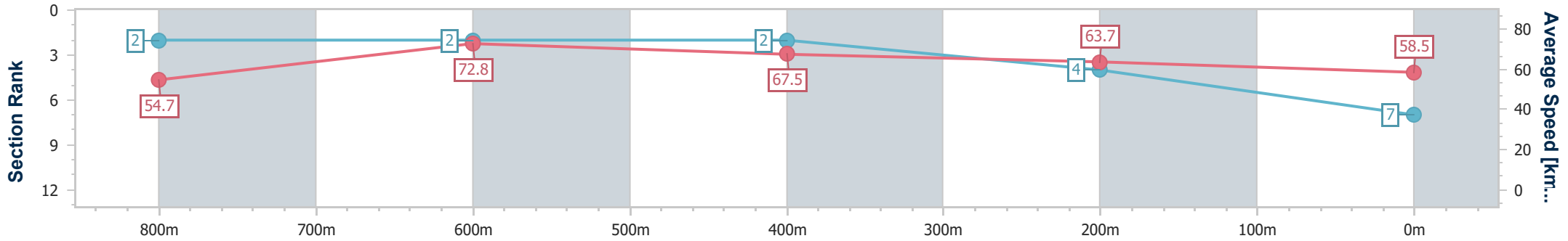
Horse/Jockey Name	Admiral Madame
Final Rank	7
Fastest Section Time (Section)	0:09.93 (800m)
Top Speed [km/h] (Section)	74.4 (800m)
Race State	Finished



Townsville QLD Professional  
 Race 5: Hygain QTIS Three-Years-Old Handicap - 1000m  
 23 April 2024 - 16:10  
 Track Rating: Soft 5, Weather: Fine, Rail Position: +6m 1000m-  
 W/Post; +1.5m Remainder



Section	Overall	800m	600m	400m	200m
Section Times	0:57.20 [7] (0:13.16)	0:44.04 [2] (0:09.93)	0:34.11 [2] (0:10.54)	0:23.57 [2] (0:11.24)	0:12.33 [4] (0:12.33)
Average Speed [km/h]	54.7	72.8	67.5	63.7	58.5
Top Speed [km/h]	74.2	74.4	72.1	65.0	61.9
Avg. Dist. to Rail [m]	4.3	1.5	2.4	2.0	1.8
Avg. Stride Freq. [Hz]	2.7	2.6	2.5	2.5	2.4
Avg. Stride Length [m]	5.7	7.7	7.4	7.1	6.8



- [ ] Ranking at each section and finish
- .-.- No data available at this section
- NA No data available



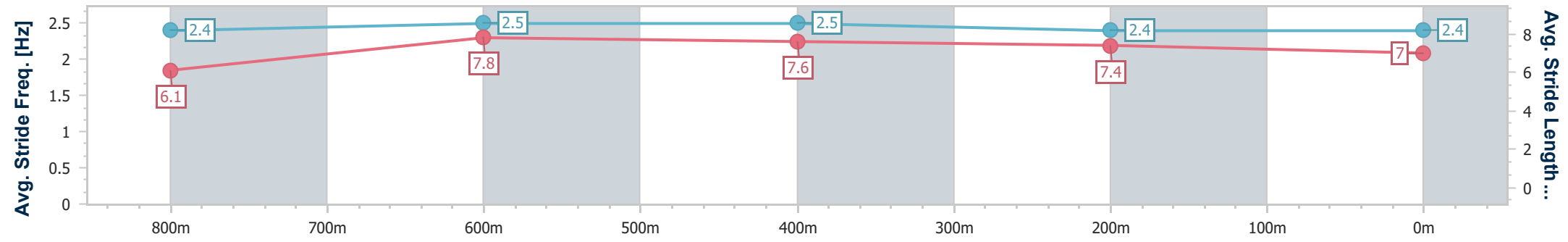
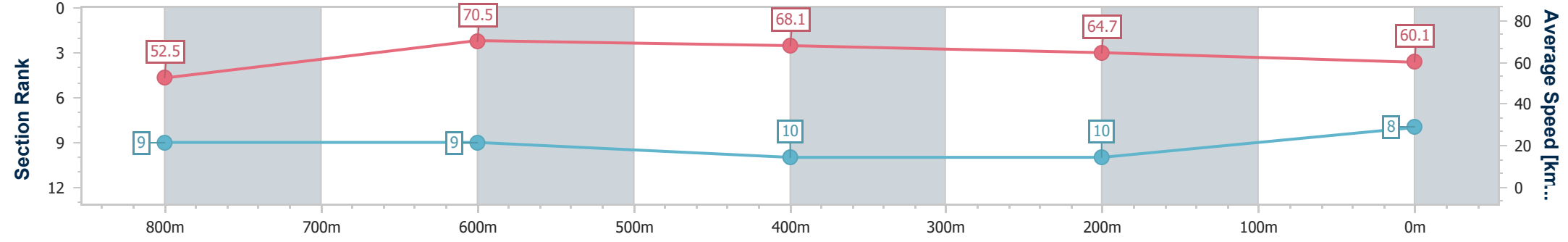
Horse/Jockey Name	Mishani Perfection
Final Rank	8
Fastest Section Time (Section)	0:10.19 (800m)
Top Speed [km/h] (Section)	71.2 (800m)
Race State	Finished



Townsville QLD Professional  
 Race 5: Hygain QTIS Three-Years-Old Handicap - 1000m  
 23 April 2024 - 16:10  
 Track Rating: Soft 5, Weather: Fine, Rail Position: +6m 1000m-  
 W/Post; +1.5m Remainder



Section	Overall	800m	600m	400m	200m
Section Times	0:57.47 [8] (0:13.74)	0:43.73 [9] (0:10.19)	0:33.54 [9] (0:10.49)	0:23.05 [10] (0:11.06)	0:11.99 [10] (0:11.99)
Average Speed [km/h]	52.5	70.5	68.1	64.7	60.1
Top Speed [km/h]	70.1	71.2	69.6	66.6	63.2
Avg. Dist. to Rail [m]	2.5	1.7	2.1	3.1	1.8
Avg. Stride Freq. [Hz]	2.4	2.5	2.5	2.4	2.4
Avg. Stride Length [m]	6.1	7.8	7.6	7.4	7.0



- [ ] Ranking at each section and finish
- .-.- No data available at this section
- NA No data available



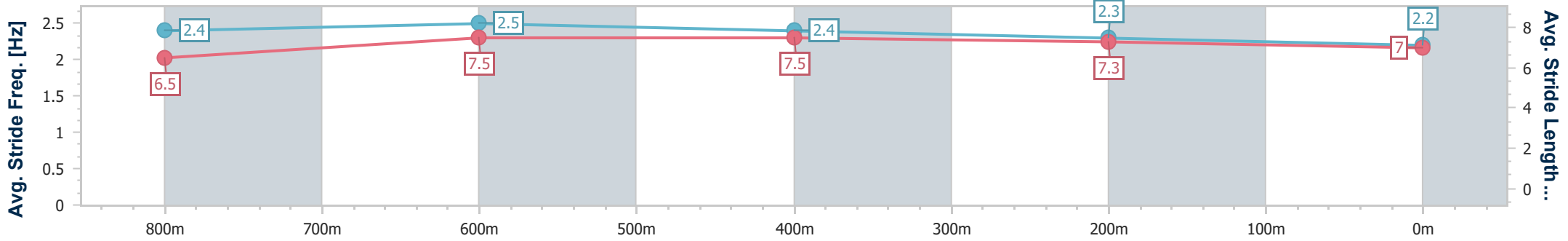
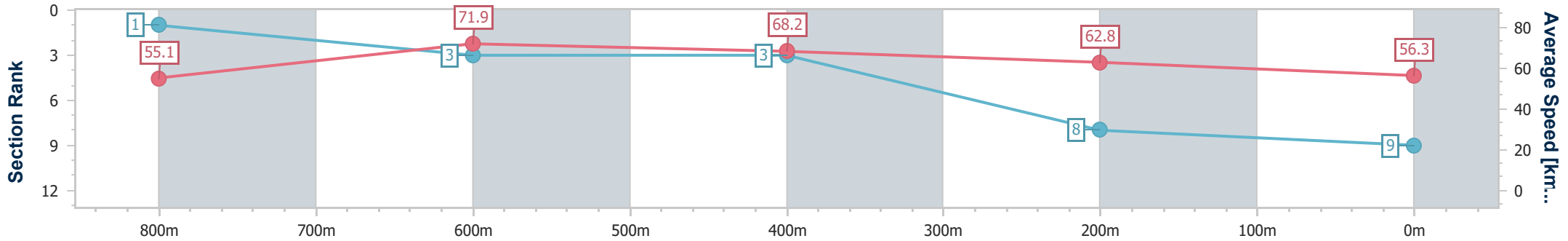
Horse/Jockey Name	Elie Joe
Final Rank	9
Fastest Section Time (Section)	0:10.07 (800m)
Top Speed [km/h] (Section)	73.6 (800m)
Race State	Finished



**Townsville QLD Professional**  
**Race 5: Hygain QTIS Three-Years-Old Handicap - 1000m**  
 23 April 2024 - 16:10  
 Track Rating: Soft 5, Weather: Fine, Rail Position: +6m 1000m-  
 W/Post; +1.5m Remainder



Section	Overall	800m	600m	400m	200m
Section Times	0:57.83 [9] (0:13.10)	0:44.73 [1] (0:10.07)	0:34.66 [3] (0:10.49)	0:24.17 [3] (0:11.38)	0:12.79 [8] (0:12.79)
Average Speed [km/h]	55.1	71.9	68.2	62.8	56.3
Top Speed [km/h]	73.6	73.6	69.2	65.0	60.9
Avg. Dist. to Rail [m]	5.8	2.4	1.9	1.7	2.2
Avg. Stride Freq. [Hz]	2.4	2.5	2.4	2.3	2.2
Avg. Stride Length [m]	6.5	7.5	7.5	7.3	7.0



- [ ] Ranking at each section and finish
- .-.- No data available at this section
- NA No data available



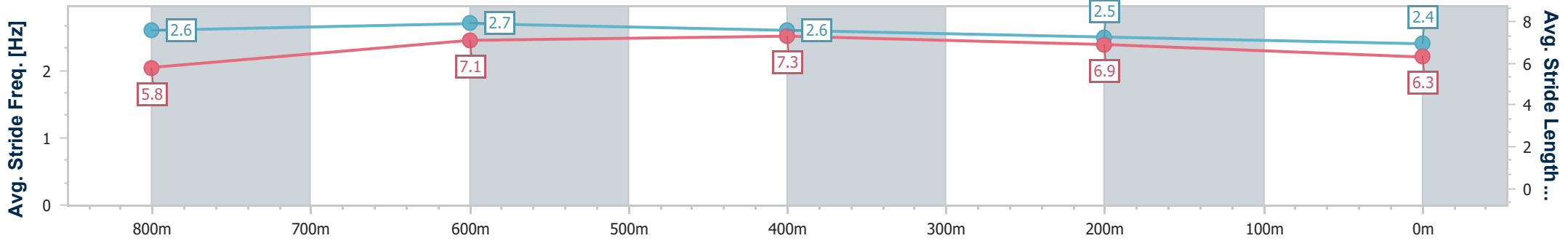
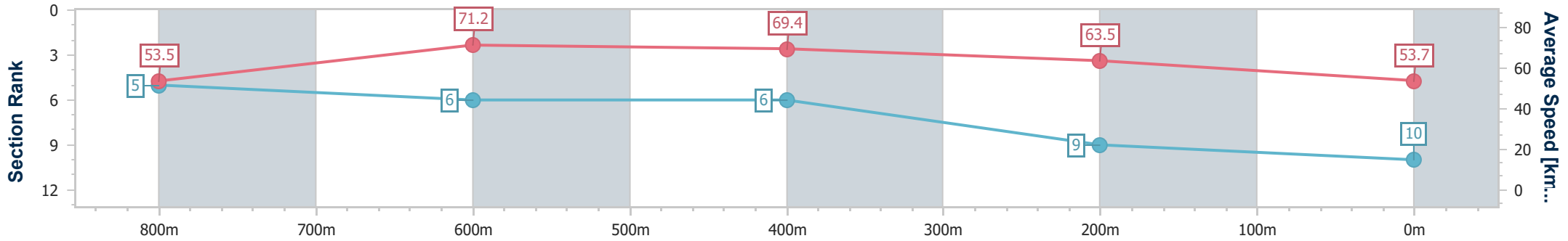
Horse/Jockey Name	Kobie's Luck
Final Rank	10
Fastest Section Time (Section)	0:10.22 (800m)
Top Speed [km/h] (Section)	72.8 (600m)
Race State	Finished



Townsville QLD Professional  
 Race 5: Hygain QTIS Three-Years-Old Handicap - 1000m  
 23 April 2024 - 16:10  
 Track Rating: Soft 5, Weather: Fine, Rail Position: +6m 1000m-  
 W/Post; +1.5m Remainder



Section	Overall	800m	600m	400m	200m
Section Times	0:58.78 [10] (0:13.46)	0:45.32 [5] (0:10.22)	0:35.10 [6] (0:10.36)	0:24.74 [6] (0:11.36)	0:13.38 [9] (0:13.38)
Average Speed [km/h]	53.5	71.2	69.4	63.5	53.7
Top Speed [km/h]	71.9	72.6	72.8	65.6	60.6
Avg. Dist. to Rail [m]	7.9	3.3	0.3	1.9	1.4
Avg. Stride Freq. [Hz]	2.6	2.7	2.6	2.5	2.4
Avg. Stride Length [m]	5.8	7.1	7.3	6.9	6.3



- [ ] Ranking at each section and finish
- .-.- No data available at this section
- NA No data available





# Townsville QLD Professional

## Race 6: Mitavite BM55 Handicap - 1000m

23 April 2024 - 16:41



Track Rating: Soft 5, Weather: Fine, Rail Position: +6m 1000m-W/Post; +1.5m Remainder

Section		Overall						800m		600m		400m		200m		Last 600m	
Field Times		0:56.95 (0:13.10)						0:43.85 (0:10.17)		0:33.68 (0:10.46)		0:23.22 (0:11.21)		0:12.01 (0:12.01)		0:33.68	
Rank	TAB	Horse/Jockey	Barrier	Top Speed [km/h]	Fastest Section							Margin			Distance Travelled [m]		
1	8	WHEY MISCHIEF Jason Taylor	7	72.2 800m	0:10.18 800m	0:56.95 [1] (0:13.35)	0:43.60 [5] (0:10.18)	0:33.42 [4] (0:10.59)	0:22.83 [4] (0:11.01)	0:11.82 [3] (0:11.82)	0:56.95		0:33.42				
2	12	DIVINE SIENNA Chris Whiteley	6	72.6 800m	0:10.17 800m	0:57.02 [2] (0:13.10)	0:43.92 [1] (0:10.17)	0:33.75 [1] (0:10.46)	0:23.29 [1] (0:11.21)	0:12.08 [1] (0:12.08)	0.45L		0:33.75	-4			
3	13	TANTRUMS Nathan Thomas	14	71.3 800m	0:10.43 800m	0:57.12 [3] (0:13.80)	0:43.32 [11] (0:10.43)	0:32.89 [12] (0:10.51)	0:22.38 [13] (0:10.82)	0:11.56 [12] (0:11.56)	1.03L		0:32.89	-4			
4	7	DICKIN MEDAL Lacey Morrison	15	73.7 Overall	0:09.95 800m	0:57.13 [4] (0:14.01)	0:43.12 [13] (0:09.95)	0:33.17 [10] (0:10.51)	0:22.66 [10] (0:10.88)	0:11.78 [8] (0:11.78)	1.1L		0:33.17	-8			
5	4	HIT SNOOZE Ashley Butler	2	71.6 800m	0:10.24 800m	0:57.26 [5] (0:13.39)	0:43.87 [6] (0:10.24)	0:33.63 [6] (0:10.53)	0:23.10 [6] (0:11.15)	0:11.95 [6] (0:11.95)	1.82L		0:33.63	-7			
6	10	WICKLOW LASS Isabella Teh	5	73.9 Overall	0:10.07 800m	0:57.26 [6] (0:13.28)	0:43.98 [4] (0:10.07)	0:33.91 [2] (0:10.62)	0:23.29 [3] (0:11.18)	0:12.11 [4] (0:12.11)	1.85L		0:33.91	-4			
7	1	COLD POWER Gabrielle Semmens	9	70.9 800m	0:10.42 800m	0:57.32 [7] (0:13.43)	0:43.89 [7] (0:10.42)	0:33.47 [9] (0:10.50)	0:22.97 [8] (0:11.01)	0:11.96 [9] (0:11.96)	2.2L		0:33.47	-2			
8	9	MISS FUBULICIOUS Scott Sheargold	8	73.0 800m	0:10.27 800m	0:57.35 [8] (0:13.58)	0:43.77 [9] (0:10.27)	0:33.50 [8] (0:10.52)	0:22.98 [9] (0:10.98)	0:12.00 [7] (0:12.00)	2.37L		0:33.50	-3			
9	2	BEEFEATERS Chelsea Jokic	13	72.4 800m	0:10.24 800m	0:57.40 [9] (0:13.16)	0:44.24 [2] (0:10.24)	0:34.00 [3] (0:10.47)	0:23.53 [2] (0:11.21)	0:12.32 [2] (0:12.32)	2.69L		0:34.00	-1			
10	6	SENSATIONABULL Lachlan Overall	10	71.1 Overall	0:10.32 800m	0:57.53 [10] (0:13.67)	0:43.86 [10] (0:10.32)	0:33.54 [11] (0:10.66)	0:22.88 [12] (0:10.88)	0:12.00 [11] (0:12.00)	3.45L		0:33.54	-3			

Scratched: Smart Thinker (#14), Marty Awha (#15), Que Cee Spade (#16)

[ ] Ranking at each section and finish  
 -:-:- No data available at this section  
 NA No data available

SCN Saddle cloth number  
 DNF Did not finish  
 DNT Did not track



# Townsville QLD Professional

## Race 6: Mitavite BM55 Handicap - 1000m

23 April 2024 - 16:41



Track Rating: Soft 5, Weather: Fine, Rail Position: +6m 1000m-W/Post; +1.5m Remainder

Section		Overall	800m	600m	400m	200m	Last 600m					
Field Times		0:56.95 (0:13.10)	0:43.85 (0:10.17)	0:33.68 (0:10.46)	0:23.22 (0:11.21)	0:12.01 (0:12.01)	0:33.68					
Rank	TAB Horse/Jockey	Barrier	Top Speed [km/h]	Fastest Section	Margin					Distance Travelled [m]		
11	11 BOOMALINA Jackson Murphy	4	71.8 800m	0:10.30 800m	0:57.80 [11] (0:13.26)	0:44.54 [3] (0:10.30)	0:34.24 [5] (0:10.58)	0:23.66 [5] (0:11.15)	0:12.51 [5] (0:12.51)	5L	0:34.24	-4
12	3 HEISWOODY Adrian Layt	1	72.2 800m	0:10.20 800m	0:57.98 [12] (0:13.57)	0:44.41 [8] (0:10.20)	0:34.21 [7] (0:10.57)	0:23.64 [7] (0:11.14)	0:12.50 [10] (0:12.50)	6.06L	0:34.21	-7
13	5 KINTAMANI Ryan Wiggins	12	72.2 800m	0:10.34 800m	0:58.36 [13] (0:13.92)	0:44.44 [12] (0:10.34)	0:34.10 [13] (0:10.37)	0:23.73 [11] (0:10.98)	0:12.75 [13] (0:12.75)	8.33L	0:34.10	-4

Scratched: Smart Thinker (#14), Marty Awha (#15), Que Cee Spade (#16)



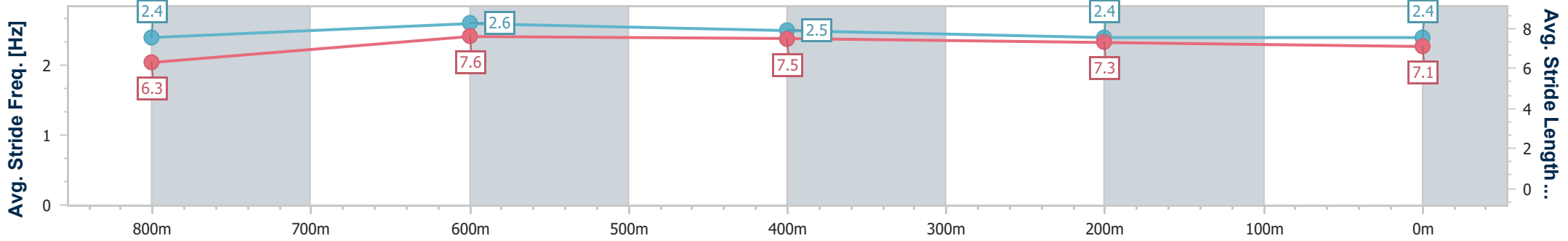
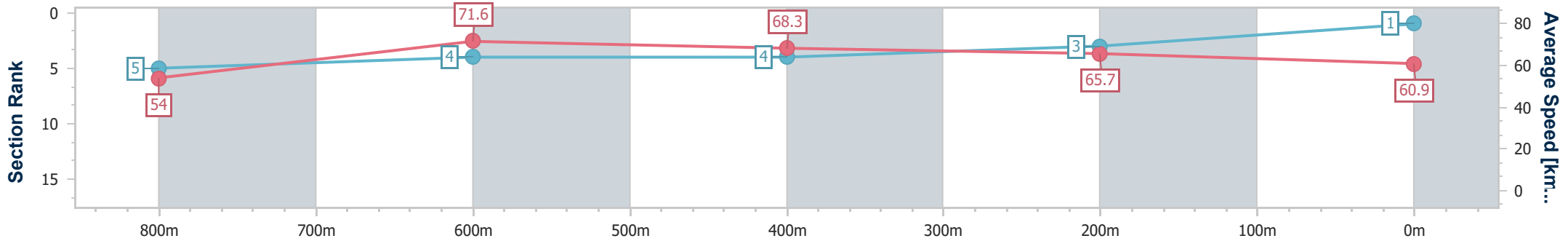
Horse/Jockey Name	Whey Mischief
Final Rank	1
Fastest Section Time (Section)	0:10.18 (800m)
Top Speed [km/h] (Section)	72.2 (800m)
Race State	Finished



Townsville QLD Professional  
 Race 6: Mitavite BM55 Handicap - 1000m  
 23 April 2024 - 16:41  
 Track Rating: Soft 5, Weather: Fine, Rail Position: +6m 1000m-  
 W/Post; +1.5m Remainder



Section	Overall	800m	600m	400m	200m
Section Times	0:56.95 [1] (0:13.35)	0:43.60 [5] (0:10.18)	0:33.42 [4] (0:10.59)	0:22.83 [4] (0:11.01)	0:11.82 [3] (0:11.82)
Average Speed [km/h]	54.0	71.6	68.3	65.7	60.9
Top Speed [km/h]	71.8	72.2	70.0	67.2	64.6
Avg. Dist. to Rail [m]	6.0	2.7	1.8	1.7	1.8
Avg. Stride Freq. [Hz]	2.4	2.6	2.5	2.4	2.4
Avg. Stride Length [m]	6.3	7.6	7.5	7.3	7.1



- [ ] Ranking at each section and finish
- .-.- No data available at this section
- NA No data available



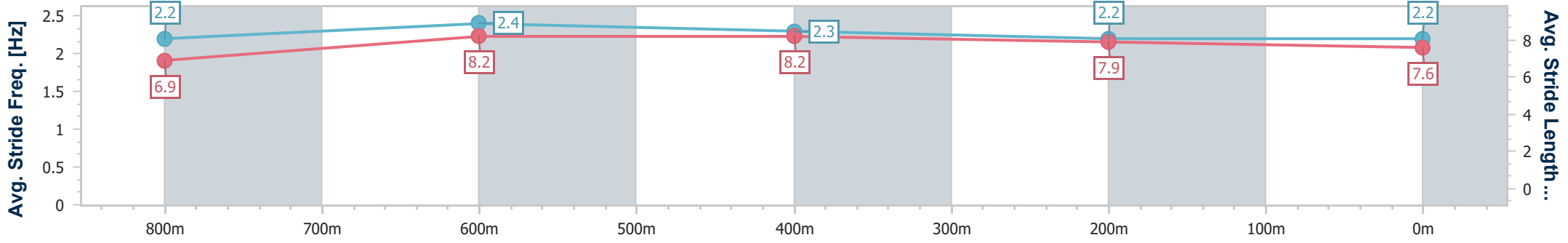
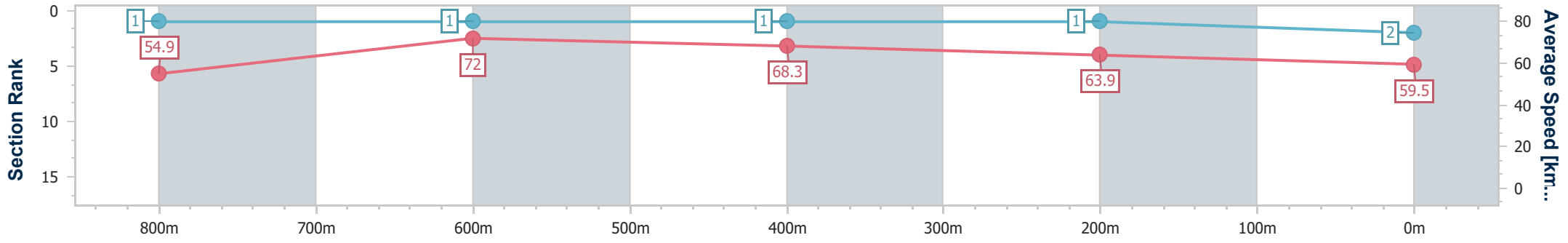
Horse/Jockey Name	Divine Sienna
Final Rank	2
Fastest Section Time (Section)	0:10.17 (800m)
Top Speed [km/h] (Section)	72.6 (800m)
Race State	Finished



Townsville QLD Professional  
 Race 6: Mitavite BM55 Handicap - 1000m  
 23 April 2024 - 16:41  
 Track Rating: Soft 5, Weather: Fine, Rail Position: +6m 1000m-  
 W/Post; +1.5m Remainder



Section	Overall	800m	600m	400m	200m
Section Times	0:57.02 [2] (0:13.10)	0:43.92 [1] (0:10.17)	0:33.75 [1] (0:10.46)	0:23.29 [1] (0:11.21)	0:12.08 [1] (0:12.08)
Average Speed [km/h]	54.9	72.0	68.3	63.9	59.5
Top Speed [km/h]	71.7	72.6	70.7	65.7	61.4
Avg. Dist. to Rail [m]	5.3	3.4	1.4	1.4	1.0
Avg. Stride Freq. [Hz]	2.2	2.4	2.3	2.2	2.2
Avg. Stride Length [m]	6.9	8.2	8.2	7.9	7.6



- [ ] Ranking at each section and finish
- .-.- No data available at this section
- NA No data available



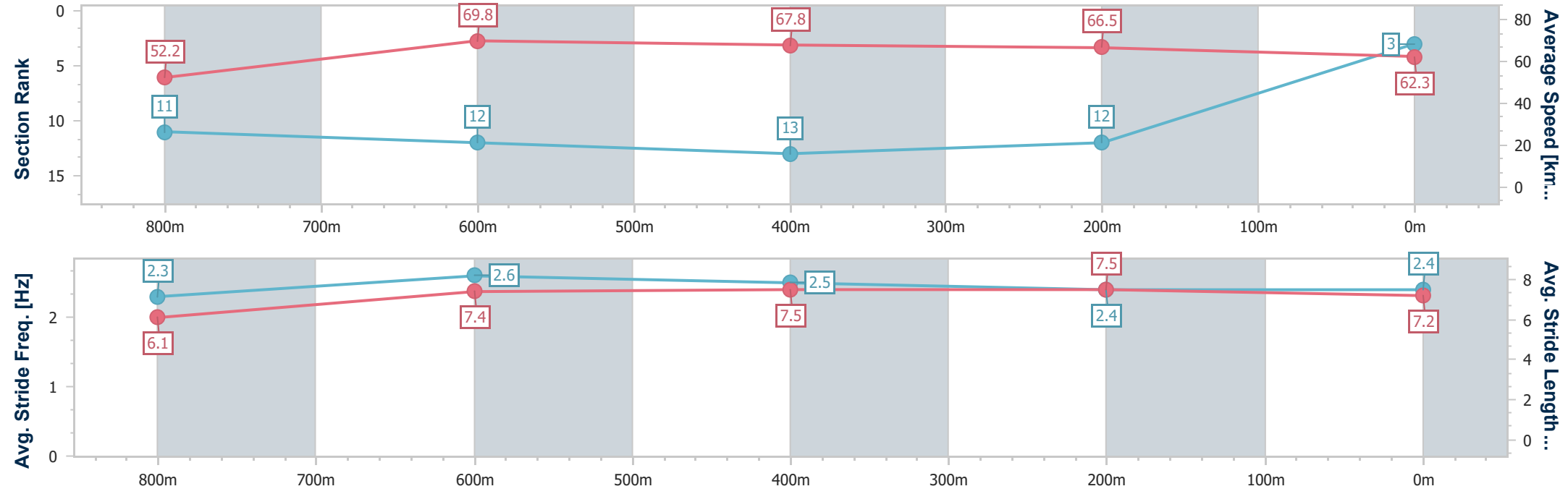
Horse/Jockey Name	Tantrums
Final Rank	3
Fastest Section Time (Section)	0:10.43 (800m)
Top Speed [km/h] (Section)	71.3 (800m)
Race State	Finished



**Townsville QLD Professional**  
**Race 6: Mitavite BM55 Handicap - 1000m**  
 23 April 2024 - 16:41  
 Track Rating: Soft 5, Weather: Fine, Rail Position: +6m 1000m-  
 W/Post; +1.5m Remainder



Section	Overall	800m	600m	400m	200m
Section Times	0:57.12 [3] (0:13.80)	0:43.32 [11] (0:10.43)	0:32.89 [12] (0:10.51)	0:22.38 [13] (0:10.82)	0:11.56 [12] (0:11.56)
Average Speed [km/h]	52.2	69.8	67.8	66.5	62.3
Top Speed [km/h]	69.1	71.3	69.9	67.4	65.1
Avg. Dist. to Rail [m]	10.5	3.3	1.6	1.2	2.8
Avg. Stride Freq. [Hz]	2.3	2.6	2.5	2.4	2.4
Avg. Stride Length [m]	6.1	7.4	7.5	7.5	7.2



- [ ] Ranking at each section and finish
- .-.- No data available at this section
- NA No data available



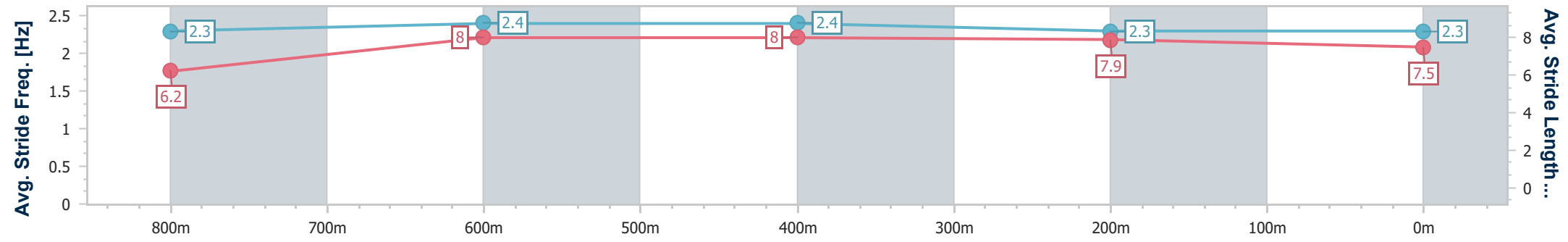
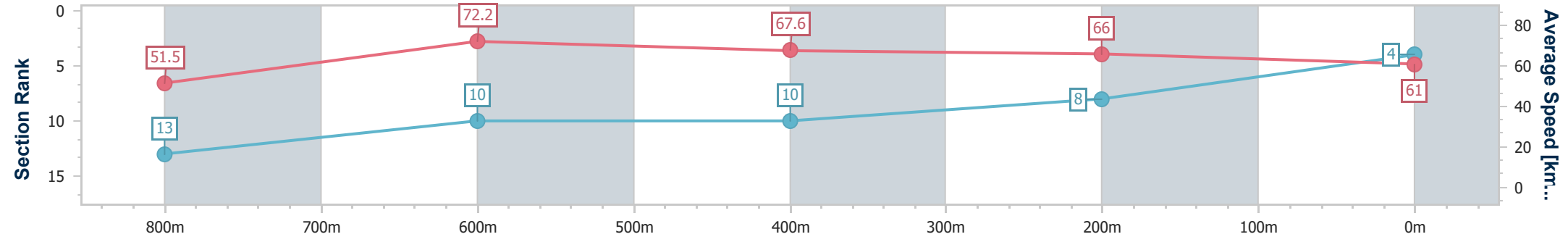
Horse/Jockey Name	Dickin Medal
Final Rank	4
Fastest Section Time (Section)	0:09.95 (800m)
Top Speed [km/h] (Section)	73.7 (Overall)
Race State	Finished



**Townsville QLD Professional**  
**Race 6: Mitavite BM55 Handicap - 1000m**  
 23 April 2024 - 16:41  
 Track Rating: Soft 5, Weather: Fine, Rail Position: +6m 1000m-  
 W/Post; +1.5m Remainder



Section	Overall	800m	600m	400m	200m
Section Times	0:57.13 [4] (0:14.01)	0:43.12 [13] (0:09.95)	0:33.17 [10] (0:10.51)	0:22.66 [10] (0:10.88)	0:11.78 [8] (0:11.78)
Average Speed [km/h]	51.5	72.2	67.6	66.0	61.0
Top Speed [km/h]	73.7	73.4	69.6	67.6	65.0
Avg. Dist. to Rail [m]	7.9	1.1	2.4	1.3	2.7
Avg. Stride Freq. [Hz]	2.3	2.4	2.4	2.3	2.3
Avg. Stride Length [m]	6.2	8.0	8.0	7.9	7.5



- [ ] Ranking at each section and finish
- .-.- No data available at this section
- NA No data available



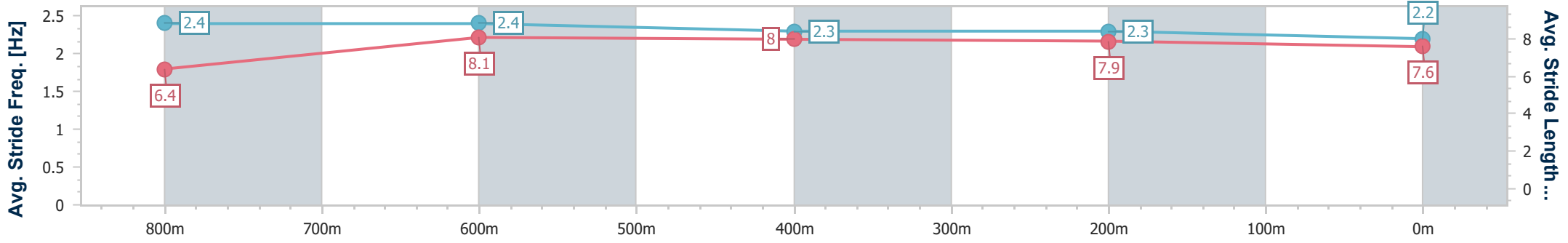
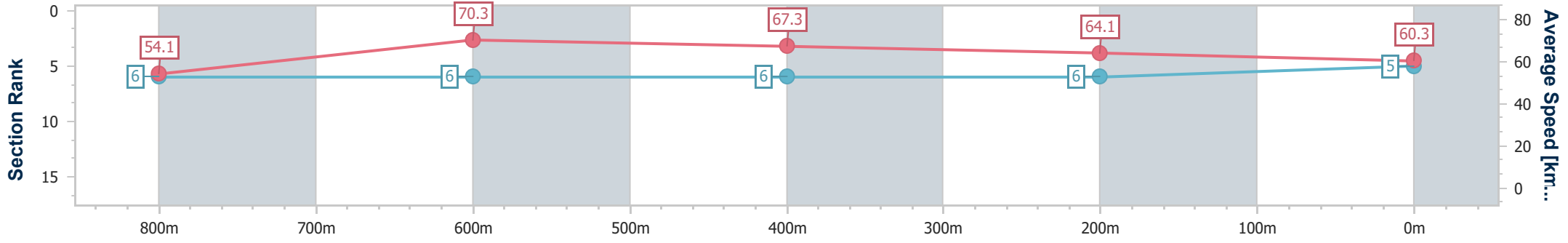
Horse/Jockey Name	Hit Snooze
Final Rank	5
Fastest Section Time (Section)	0:10.24 (800m)
Top Speed [km/h] (Section)	71.6 (800m)
Race State	Finished



**Townsville QLD Professional**  
**Race 6: Mitavite BM55 Handicap - 1000m**  
 23 April 2024 - 16:41  
 Track Rating: Soft 5, Weather: Fine, Rail Position: +6m 1000m-  
 W/Post; +1.5m Remainder



Section	Overall	800m	600m	400m	200m
Section Times	0:57.26 [5] (0:13.39)	0:43.87 [6] (0:10.24)	0:33.63 [6] (0:10.53)	0:23.10 [6] (0:11.15)	0:11.95 [6] (0:11.95)
Average Speed [km/h]	54.1	70.3	67.3	64.1	60.3
Top Speed [km/h]	70.6	71.6	69.1	65.8	62.4
Avg. Dist. to Rail [m]	2.3	1.3	3.0	3.4	0.9
Avg. Stride Freq. [Hz]	2.4	2.4	2.3	2.3	2.2
Avg. Stride Length [m]	6.4	8.1	8.0	7.9	7.6



- [ ] Ranking at each section and finish
- .-.- No data available at this section
- NA No data available



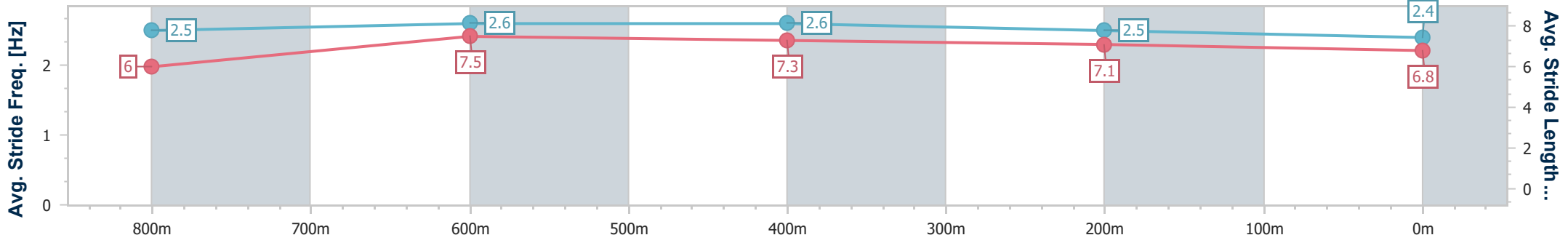
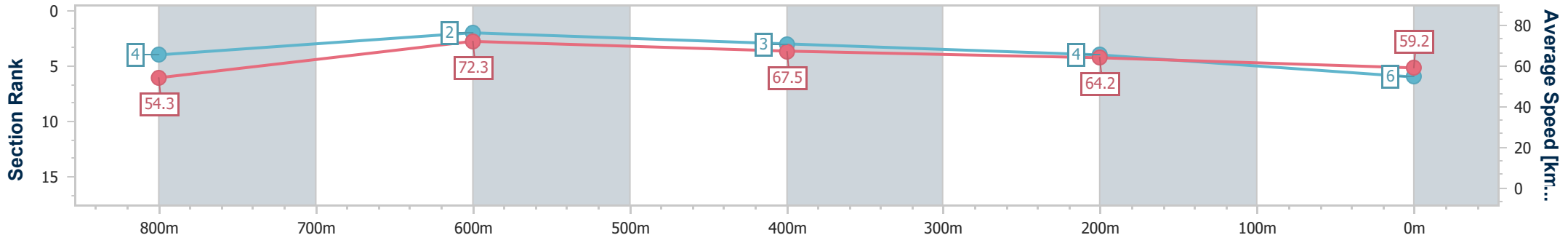
Horse/Jockey Name	Wicklow Lass
Final Rank	6
Fastest Section Time (Section)	0:10.07 (800m)
Top Speed [km/h] (Section)	73.9 (Overall)
Race State	Finished



Townsville QLD Professional  
 Race 6: Mitavite BM55 Handicap - 1000m  
 23 April 2024 - 16:41  
 Track Rating: Soft 5, Weather: Fine, Rail Position: +6m 1000m-  
 W/Post; +1.5m Remainder



Section	Overall	800m	600m	400m	200m
Section Times	0:57.26 [6] (0:13.28)	0:43.98 [4] (0:10.07)	0:33.91 [2] (0:10.62)	0:23.29 [3] (0:11.18)	0:12.11 [4] (0:12.11)
Average Speed [km/h]	54.3	72.3	67.5	64.2	59.2
Top Speed [km/h]	73.9	73.9	69.9	65.1	62.0
Avg. Dist. to Rail [m]	5.0	3.2	1.4	2.5	1.4
Avg. Stride Freq. [Hz]	2.5	2.6	2.6	2.5	2.4
Avg. Stride Length [m]	6.0	7.5	7.3	7.1	6.8



- [ ] Ranking at each section and finish
- .-.- No data available at this section
- NA No data available





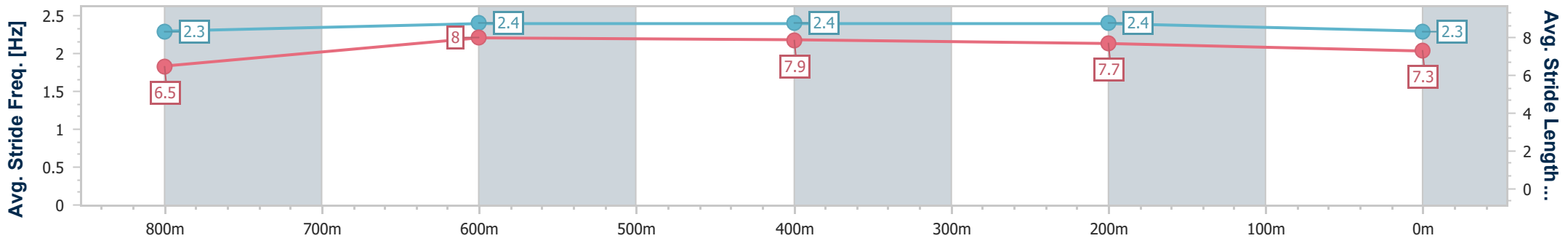
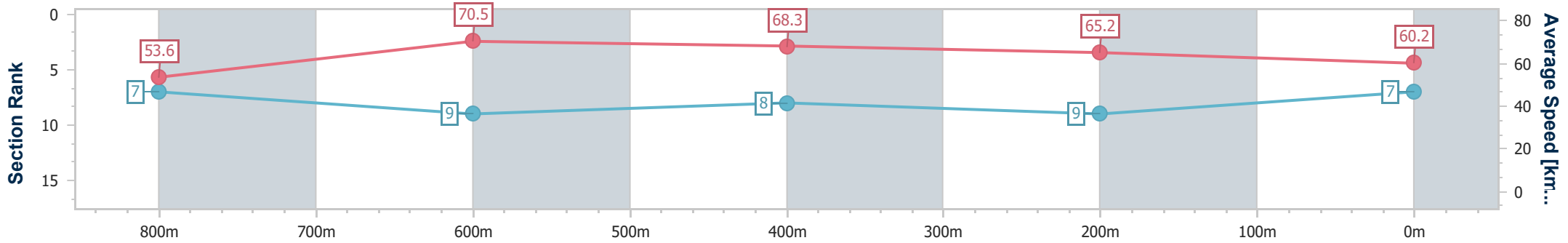
Horse/Jockey Name	Cold Power
Final Rank	7
Fastest Section Time (Section)	0:10.42 (800m)
Top Speed [km/h] (Section)	70.9 (800m)
Race State	Finished



**Townsville QLD Professional**  
**Race 6: Mitavite BM55 Handicap - 1000m**  
 23 April 2024 - 16:41  
 Track Rating: Soft 5, Weather: Fine, Rail Position: +6m 1000m-  
 W/Post; +1.5m Remainder



Section	Overall	800m	600m	400m	200m
Section Times	0:57.32 [7] (0:13.43)	0:43.89 [7] (0:10.42)	0:33.47 [9] (0:10.50)	0:22.97 [8] (0:11.01)	0:11.96 [9] (0:11.96)
Average Speed [km/h]	53.6	70.5	68.3	65.2	60.2
Top Speed [km/h]	69.9	70.9	70.5	67.3	63.4
Avg. Dist. to Rail [m]	8.7	5.0	1.2	2.3	5.0
Avg. Stride Freq. [Hz]	2.3	2.4	2.4	2.4	2.3
Avg. Stride Length [m]	6.5	8.0	7.9	7.7	7.3



- [ ] Ranking at each section and finish
- .-.- No data available at this section
- NA No data available



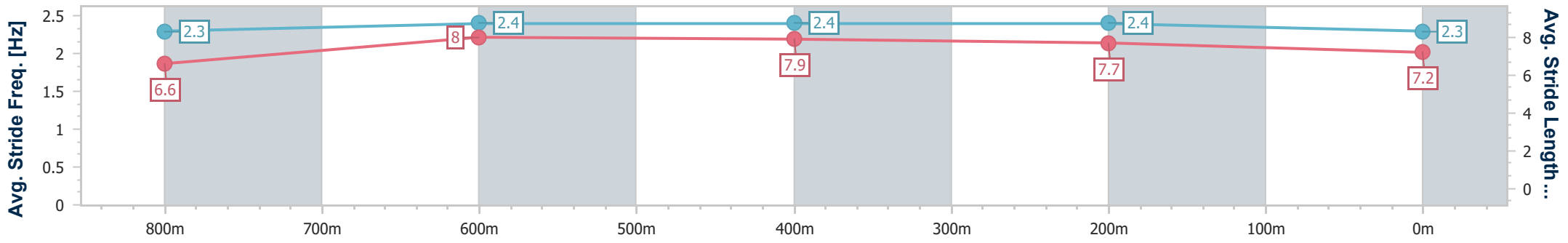
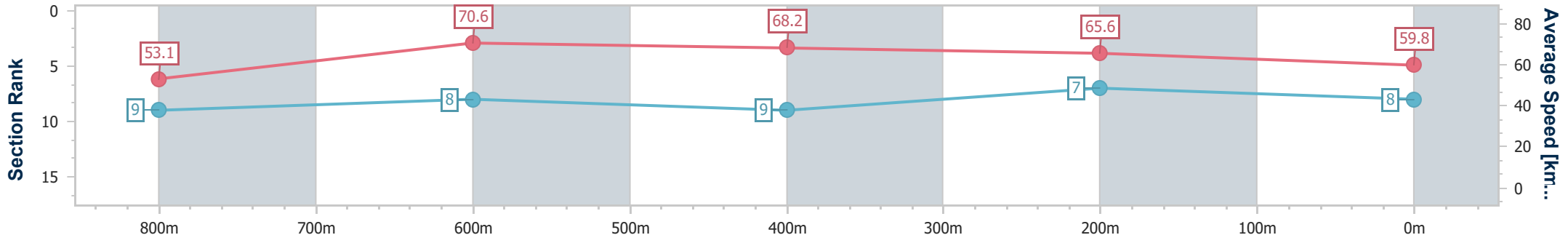
Horse/Jockey Name	Miss Fubulicious
Final Rank	8
Fastest Section Time (Section)	0:10.27 (800m)
Top Speed [km/h] (Section)	73.0 (800m)
Race State	Finished



**Townsville QLD Professional**  
**Race 6: Mitavite BM55 Handicap - 1000m**  
 23 April 2024 - 16:41  
 Track Rating: Soft 5, Weather: Fine, Rail Position: +6m 1000m-  
 W/Post; +1.5m Remainder



Section	Overall	800m	600m	400m	200m
Section Times	0:57.35 [8] (0:13.58)	0:43.77 [9] (0:10.27)	0:33.50 [8] (0:10.52)	0:22.98 [9] (0:10.98)	0:12.00 [7] (0:12.00)
Average Speed [km/h]	53.1	70.6	68.2	65.6	59.8
Top Speed [km/h]	73.0	73.0	71.3	67.0	63.3
Avg. Dist. to Rail [m]	6.8	2.9	1.1	1.8	4.6
Avg. Stride Freq. [Hz]	2.3	2.4	2.4	2.4	2.3
Avg. Stride Length [m]	6.6	8.0	7.9	7.7	7.2



- [ ] Ranking at each section and finish
- .-.- No data available at this section
- NA No data available



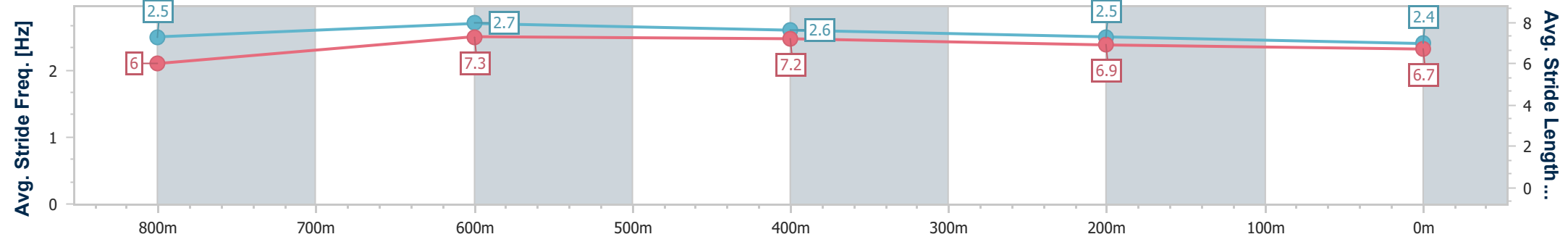
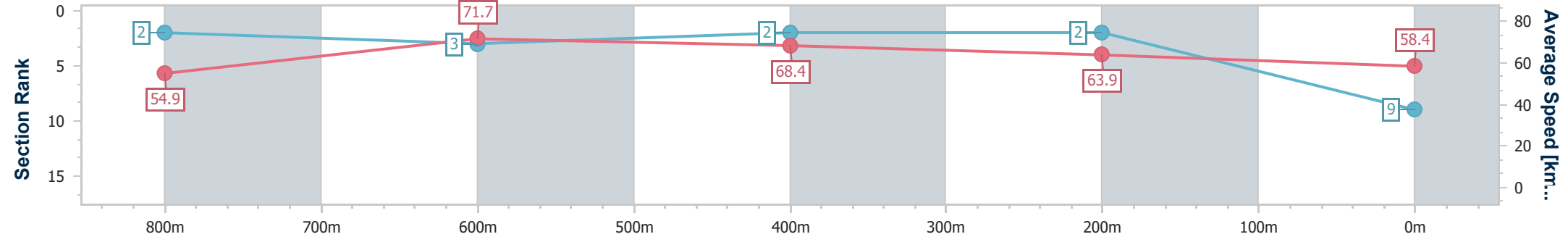
Horse/Jockey Name	Beefeaters
Final Rank	9
Fastest Section Time (Section)	0:10.24 (800m)
Top Speed [km/h] (Section)	72.4 (800m)
Race State	Finished



Townsville QLD Professional  
 Race 6: Mitavite BM55 Handicap - 1000m  
 23 April 2024 - 16:41  
 Track Rating: Soft 5, Weather: Fine, Rail Position: +6m 1000m-  
 W/Post; +1.5m Remainder



Section	Overall	800m	600m	400m	200m
Section Times	0:57.40 [9] (0:13.16)	0:44.24 [2] (0:10.24)	0:34.00 [3] (0:10.47)	0:23.53 [2] (0:11.21)	0:12.32 [2] (0:12.32)
Average Speed [km/h]	54.9	71.7	68.4	63.9	58.4
Top Speed [km/h]	72.1	72.4	70.1	66.3	61.3
Avg. Dist. to Rail [m]	10.1	5.1	1.7	1.3	0.5
Avg. Stride Freq. [Hz]	2.5	2.7	2.6	2.5	2.4
Avg. Stride Length [m]	6.0	7.3	7.2	6.9	6.7



- [ ] Ranking at each section and finish
- .-.- No data available at this section
- NA No data available



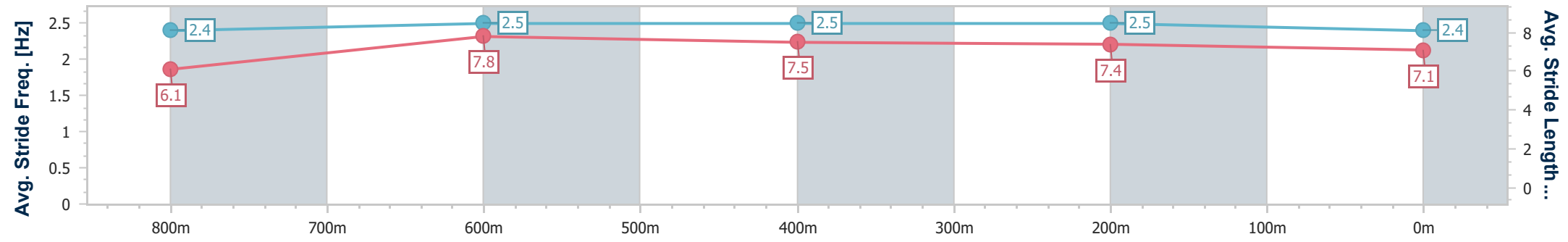
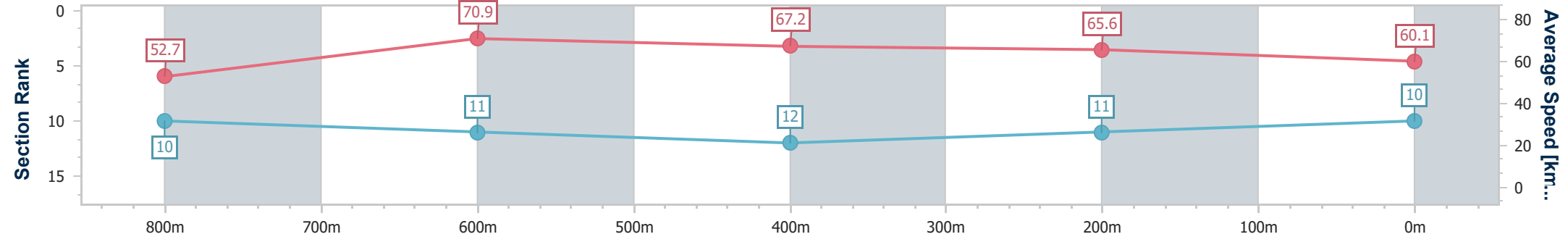
Horse/Jockey Name	Sensationabull
Final Rank	10
Fastest Section Time (Section)	0:10.32 (800m)
Top Speed [km/h] (Section)	71.1 (Overall)
Race State	Finished



**Townsville QLD Professional**  
**Race 6: Mitavite BM55 Handicap - 1000m**  
 23 April 2024 - 16:41  
 Track Rating: Soft 5, Weather: Fine, Rail Position: +6m 1000m-  
 W/Post; +1.5m Remainder



Section	Overall	800m	600m	400m	200m
Section Times	0:57.53 [10] (0:13.67)	0:43.86 [10] (0:10.32)	0:33.54 [11] (0:10.66)	0:22.88 [12] (0:10.88)	0:12.00 [11] (0:12.00)
Average Speed [km/h]	52.7	70.9	67.2	65.6	60.1
Top Speed [km/h]	71.1	70.9	69.7	66.9	62.3
Avg. Dist. to Rail [m]	7.9	3.2	1.2	2.0	5.1
Avg. Stride Freq. [Hz]	2.4	2.5	2.5	2.5	2.4
Avg. Stride Length [m]	6.1	7.8	7.5	7.4	7.1



- [ ] Ranking at each section and finish
- .-.- No data available at this section
- NA No data available



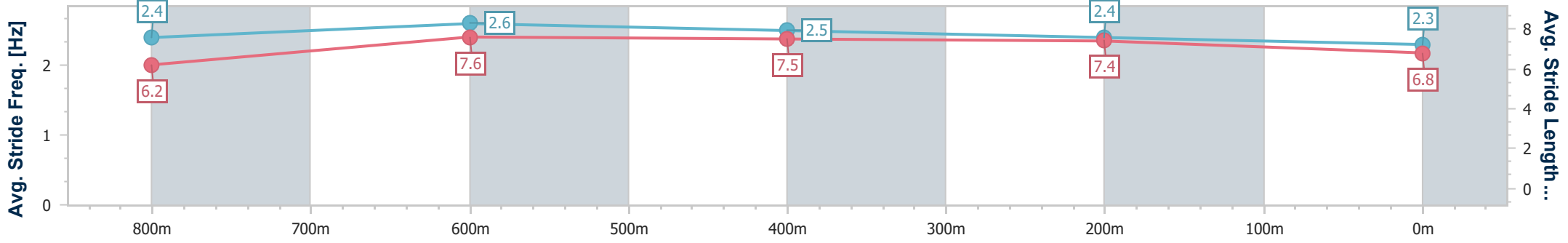
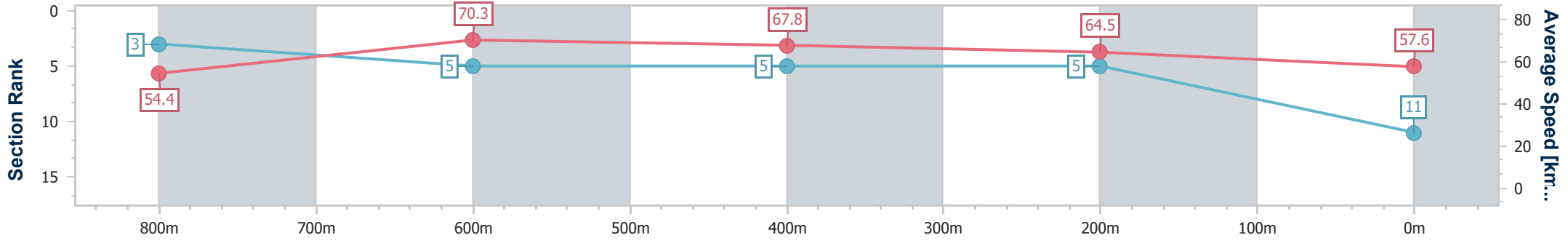
Horse/Jockey Name	Boomalina
Final Rank	11
Fastest Section Time (Section)	0:10.30 (800m)
Top Speed [km/h] (Section)	71.8 (800m)
Race State	Finished



**Townsville QLD Professional**  
**Race 6: Mitavite BM55 Handicap - 1000m**  
 23 April 2024 - 16:41  
 Track Rating: Soft 5, Weather: Fine, Rail Position: +6m 1000m-  
 W/Post; +1.5m Remainder



Section	Overall	800m	600m	400m	200m
Section Times	0:57.80 [11] (0:13.26)	0:44.54 [3] (0:10.30)	0:34.24 [5] (0:10.58)	0:23.66 [5] (0:11.15)	0:12.51 [5] (0:12.51)
Average Speed [km/h]	54.4	70.3	67.8	64.5	57.6
Top Speed [km/h]	71.8	71.8	68.9	65.7	61.1
Avg. Dist. to Rail [m]	3.5	2.0	0.7	0.3	0.2
Avg. Stride Freq. [Hz]	2.4	2.6	2.5	2.4	2.3
Avg. Stride Length [m]	6.2	7.6	7.5	7.4	6.8



- [ ] Ranking at each section and finish
- .-.- No data available at this section
- NA No data available



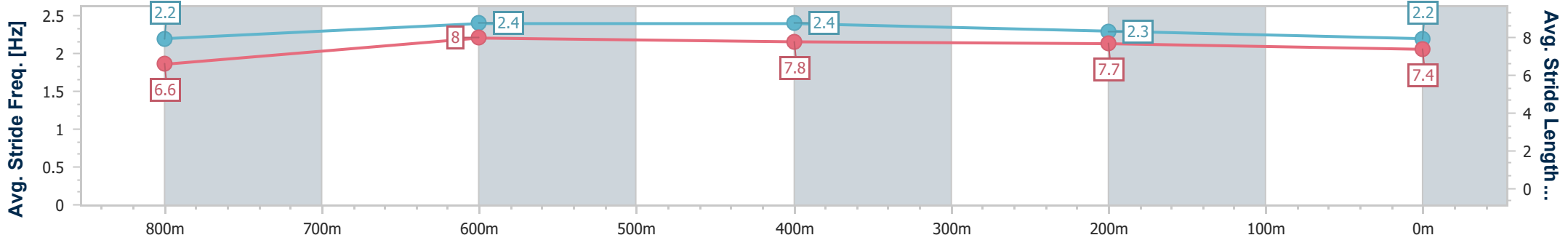
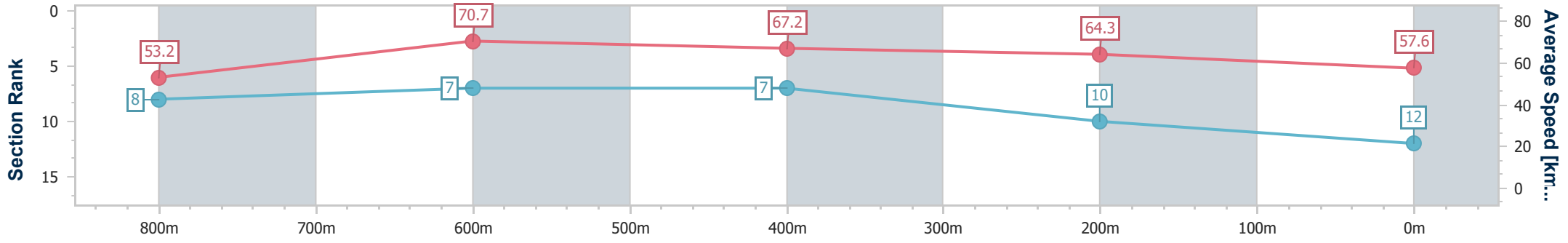
Horse/Jockey Name	Heiswoody
Final Rank	12
Fastest Section Time (Section)	0:10.20 (800m)
Top Speed [km/h] (Section)	72.2 (800m)
Race State	Finished



**Townsville QLD Professional**  
**Race 6: Mitavite BM55 Handicap - 1000m**  
 23 April 2024 - 16:41  
 Track Rating: Soft 5, Weather: Fine, Rail Position: +6m 1000m-  
 W/Post; +1.5m Remainder



Section	Overall	800m	600m	400m	200m
Section Times	0:57.98 [12] (0:13.57)	0:44.41 [8] (0:10.20)	0:34.21 [7] (0:10.57)	0:23.64 [7] (0:11.14)	0:12.50 [10] (0:12.50)
Average Speed [km/h]	53.2	70.7	67.2	64.3	57.6
Top Speed [km/h]	72.1	72.2	69.0	66.5	61.4
Avg. Dist. to Rail [m]	2.2	1.5	2.5	3.0	1.1
Avg. Stride Freq. [Hz]	2.2	2.4	2.4	2.3	2.2
Avg. Stride Length [m]	6.6	8.0	7.8	7.7	7.4



- [ ] Ranking at each section and finish
- .-.- No data available at this section
- NA No data available



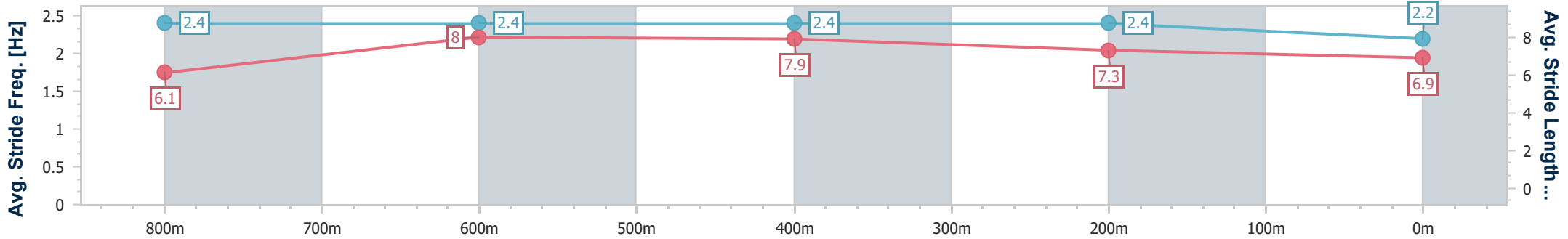
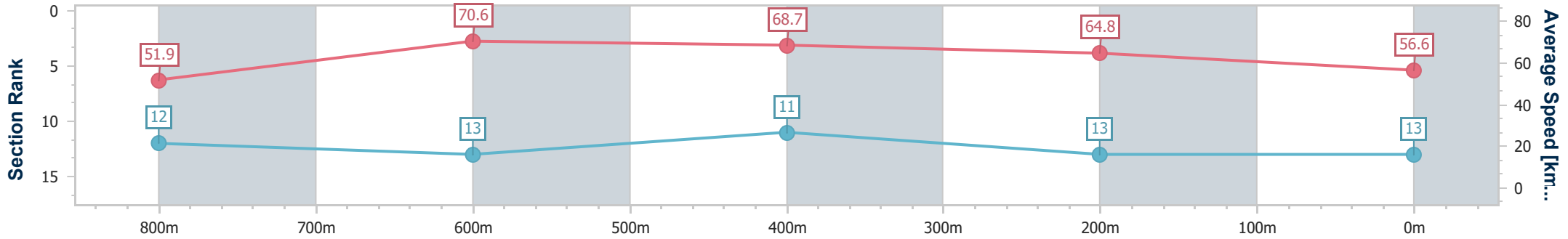
Horse/Jockey Name	Kintamani
Final Rank	13
Fastest Section Time (Section)	0:10.34 (800m)
Top Speed [km/h] (Section)	72.2 (800m)
Race State	Finished



**Townsville QLD Professional**  
**Race 6: Mitavite BM55 Handicap - 1000m**  
 23 April 2024 - 16:41  
 Track Rating: Soft 5, Weather: Fine, Rail Position: +6m 1000m-  
 W/Post; +1.5m Remainder



Section	Overall	800m	600m	400m	200m
Section Times	0:58.36 [13] (0:13.92)	0:44.44 [12] (0:10.34)	0:34.10 [13] (0:10.37)	0:23.73 [11] (0:10.98)	0:12.75 [13] (0:12.75)
Average Speed [km/h]	51.9	70.6	68.7	64.8	56.6
Top Speed [km/h]	70.7	72.2	69.2	67.6	61.7
Avg. Dist. to Rail [m]	10.1	4.3	3.1	2.7	5.6
Avg. Stride Freq. [Hz]	2.4	2.4	2.4	2.4	2.2
Avg. Stride Length [m]	6.1	8.0	7.9	7.3	6.9



- [ ] Ranking at each section and finish
- .-.- No data available at this section
- NA No data available



# Townsville QLD Professional

## Race 7: Ladbrokes Mates Mode BM60 Handicap - 1400m



23 April 2024 - 17:22

Track Rating: Soft 5, Weather: Fine, Rail Position: +6m 1000m-W/Post; +1.5m Remainder

Section		Overall	1200m	1000m	800m	600m	400m	Last 600m					
Field Times		1:23.49 (0:14.70)	1:08.79 (0:11.41)	0:57.38 (0:11.36)	0:46.02 (0:11.16)	0:34.86 (0:11.18)	0:23.68 (0:11.38)	0:34.86					
Rank	TAB	Horse/Jockey	Barrier	Top Speed [km/h]	Fastest Section							Distance Travelled [m]	
1	2	<b>BREAKWATER BOY</b>	2	65.5	0:11.16	1:23.49 [1]	1:08.79 [1]	0:57.38 [1]	0:46.02 [1]	0:34.86 [1]	0:23.68 [1]	0:34.86	
		Lachlan Overall		800m	800m	(0:14.70)	(0:11.41)	(0:11.36)	(0:11.16)	(0:11.18)	(0:11.38)		
2	5	<b>TALONS</b>	4	66.0	0:11.03	1:23.51 [2]	1:07.96 [8]	0:56.60 [8]	0:45.10 [8]	0:34.01 [8]	0:22.84 [8]	0:34.01	+4
		Carl Spry		800m	400m	(0:15.55)	(0:11.36)	(0:11.50)	(0:11.09)	(0:11.17)	(0:11.03)		
3	7	<b>VANCOUVER BAY</b>	6	66.0	0:11.16	1:23.78 [3]	1:08.67 [5]	0:57.18 [4]	0:45.82 [5]	0:34.60 [5]	0:23.44 [5]	0:34.60	+2
		Gabrielle Semmens		800m	600m	(0:15.11)	(0:11.49)	(0:11.36)	(0:11.22)	(0:11.16)	(0:11.30)		
4	3	<b>ROCK IN THE PARK</b>	10	65.8	0:11.13	1:23.88 [4]	1:09.04 [2]	0:57.57 [3]	0:46.03 [3]	0:34.90 [3]	0:23.74 [3]	0:34.90	+1
		Ryan Wiggins		800m	800m	(0:14.84)	(0:11.47)	(0:11.54)	(0:11.13)	(0:11.16)	(0:11.46)		
5	8	<b>STRATHCONA</b>	1	65.1	0:11.07	1:23.90 [5]	1:08.81 [4]	0:57.29 [5]	0:45.68 [7]	0:34.53 [7]	0:23.46 [6]	0:34.53	+0
		Jason Taylor		800m	600m	(0:15.09)	(0:11.52)	(0:11.61)	(0:11.15)	(0:11.07)	(0:11.31)		
6	10	<b>BORLOTTI BEANS</b>	13	66.4	0:11.11	1:24.15 [6]	1:08.95 [6]	0:57.52 [6]	0:46.21 [4]	0:35.10 [4]	0:23.94 [4]	0:35.10	+7
		Graham Kliese		1000m	800m	(0:15.20)	(0:11.43)	(0:11.31)	(0:11.11)	(0:11.16)	(0:11.45)		
7	14	<b>EMATHION</b>	8	65.8	0:11.14	1:24.16 [7]	1:08.88 [7]	0:57.32 [7]	0:45.96 [6]	0:34.82 [6]	0:23.64 [7]	0:34.82	+5
		Nathan Thomas		800m	800m	(0:15.28)	(0:11.56)	(0:11.36)	(0:11.14)	(0:11.18)	(0:11.34)		
8	9	<b>FLAMING TORCH</b>	14	65.6	0:11.11	1:24.16 [8]	1:08.42 [10]	0:56.93 [10]	0:45.60 [9]	0:34.49 [9]	0:23.31 [10]	0:34.49	-1
		Lacey Morrison		800m	800m	(0:15.74)	(0:11.49)	(0:11.33)	(0:11.11)	(0:11.18)	(0:11.20)		
9	1	<b>CIAO BICKY</b>	5	66.3	0:11.03	1:24.29 [9]	1:08.73 [9]	0:57.07 [9]	0:45.68 [10]	0:34.58 [10]	0:23.55 [9]	0:34.58	+5
		Ashley Butler		600m	600m	(0:15.56)	(0:11.66)	(0:11.39)	(0:11.10)	(0:11.03)	(0:11.32)		
10	4	<b>AWE</b>	7	66.7	0:11.12	1:24.34 [10]	1:09.28 [3]	0:58.06 [2]	0:46.62 [2]	0:35.50 [2]	0:24.32 [2]	0:35.50	+4
		Isabella Teh		800m	800m	(0:15.06)	(0:11.22)	(0:11.44)	(0:11.12)	(0:11.18)	(0:11.74)		

Scratched: Fanciful Mr Fox (#12), From This Moment (#13), Aidenabet (#6)

[ ] Ranking at each section and finish  
 -:-:- No data available at this section  
 NA No data available

SCN Saddle cloth number  
 DNF Did not finish  
 DNT Did not track





# Townsville QLD Professional

## Race 7: Ladbrokes Mates Mode BM60 Handicap - 1400m

23 April 2024 - 17:22



Track Rating: Soft 5, Weather: Fine, Rail Position: +6m 1000m-W/Post; +1.5m Remainder

Section		Overall	1200m	1000m	800m	600m	400m	Last 600m
Field Times		1:23.49 (0:14.70)	1:08.79 (0:11.41)	0:57.38 (0:11.36)	0:46.02 (0:11.16)	0:34.86 (0:11.18)	0:23.68 (0:11.38)	0:34.86

Rank	TAB	Horse/Jockey	Barrier	Top Speed [km/h]	Fastest Section							Distance Travelled [m]	
11	11	DENSITY	3	65.8	0:11.02	1:24.53 [11]	1:08.46 [11]	0:57.08 [11]	0:45.74 [11]	0:34.66 [11]	0:23.64 [11]	0:34.66	+4
		Chelsea Jokic		1000m	600m	(0:16.07)	(0:11.38)	(0:11.34)	(0:11.08)	(0:11.02)	(0:11.20)		

Scratched: Fanciful Mr Fox (#12), From This Moment (#13), Aidenabet (#6)



# Townsville QLD Professional

## Race 7: Ladbrokes Mates Mode BM60 Handicap - 1400m

23 April 2024 - 17:22



Track Rating: Soft 5, Weather: Fine, Rail Position: +6m 1000m-W/Post; +1.5m Remainder

Section							200m			Last 600m
Field Times							0:12.30			0:34.86
							(0:12.30)			
Rank	TAB	Horse/Jockey	Barrier	Top Speed [km/h]	Fastest Section	Margin			Distance Travelled [m]	
1	2	<b>BREAKWATER BOY</b>	2	65.5	0:11.16	0:12.30 [1]	1:23.49		0:34.86	
		Lachlan Overall		800m	800m	(0:12.30)				
2	5	<b>TALONS</b>	4	66.0	0:11.03	0:11.81 [5]	0.13L		0:34.01 +4	
		Carl Spry		800m	400m	(0:11.81)				
3	7	<b>VANCOUVER BAY</b>	6	66.0	0:11.16	0:12.14 [3]	1.71L		0:34.60 +2	
		Gabrielle Semmens		800m	600m	(0:12.14)				
4	3	<b>ROCK IN THE PARK</b>	10	65.8	0:11.13	0:12.28 [2]	2.29L		0:34.90 +1	
		Ryan Wiggins		800m	800m	(0:12.28)				
5	8	<b>STRATHCONA</b>	1	65.1	0:11.07	0:12.15 [6]	2.4L		0:34.53 +0	
		Jason Taylor		800m	600m	(0:12.15)				
6	10	<b>BORLOTTI BEANS</b>	13	66.4	0:11.11	0:12.49 [4]	3.88L		0:35.10 +7	
		Graham Kliese		1000m	800m	(0:12.49)				
7	14	<b>EMATHION</b>	8	65.8	0:11.14	0:12.30 [8]	3.95L		0:34.82 +5	
		Nathan Thomas		800m	800m	(0:12.30)				
8	9	<b>FLAMING TORCH</b>	14	65.6	0:11.11	0:12.11 [9]	3.95L		0:34.49 -1	
		Lacey Morrison		800m	800m	(0:12.11)				
9	1	<b>CIAO BICKY</b>	5	66.3	0:11.03	0:12.23 [10]	4.72L		0:34.58 +5	
		Ashley Butler		600m	600m	(0:12.23)				
10	4	<b>AWE</b>	7	66.7	0:11.12	0:12.58 [7]	4.98L		0:35.50 +4	
		Isabella Teh		800m	800m	(0:12.58)				

Scratched: Fanciful Mr Fox (#12), From This Moment (#13), Aidenabet (#6)

[ ] Ranking at each section and finish  
 -:-:- No data available at this section  
 NA No data available

SCN Saddle cloth number  
 DNF Did not finish  
 DNT Did not track



**Townsville QLD Professional**  
**Race 7: Ladbrokes Mates Mode BM60 Handicap - 1400m**  
**23 April 2024 - 17:22**



Track Rating: Soft 5, Weather: Fine, Rail Position: +6m 1000m-W/Post; +1.5m Remainder

Section				200m				Last 600m		
Field Times				0:12.30 (0:12.30)				0:34.86		
Rank	TAB	Horse/Jockey	Barrier	Top Speed [km/h]	Fastest Section	Margin		Distance Travelled [m]		
11	11	DENSITY	3	65.8	0:11.02	0:12.44 [11]	6.11L		0:34.66	+4
		Chelsea Jokic		1000m	600m	(0:12.44)				

Scratched: Fanciful Mr Fox (#12), From This Moment (#13), Aidenabet (#6)

[ ] Ranking at each section and finish  
 -:-:- No data available at this section  
 NA No data available

SCN Saddle cloth number  
 DNF Did not finish  
 DNT Did not track



Horse/Jockey Name	Breakwater Boy
Final Rank	1
Fastest Section Time (Section)	0:11.16 (800m)
Top Speed [km/h] (Section)	65.5 (800m)
Race State	Finished



Townsville QLD Professional

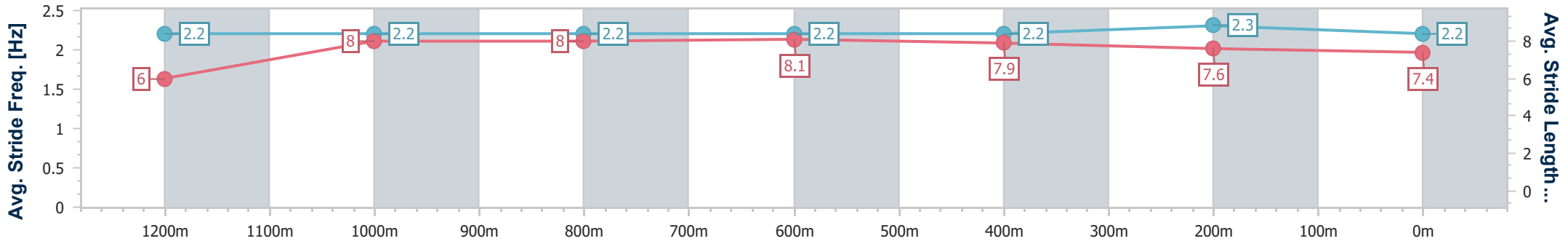
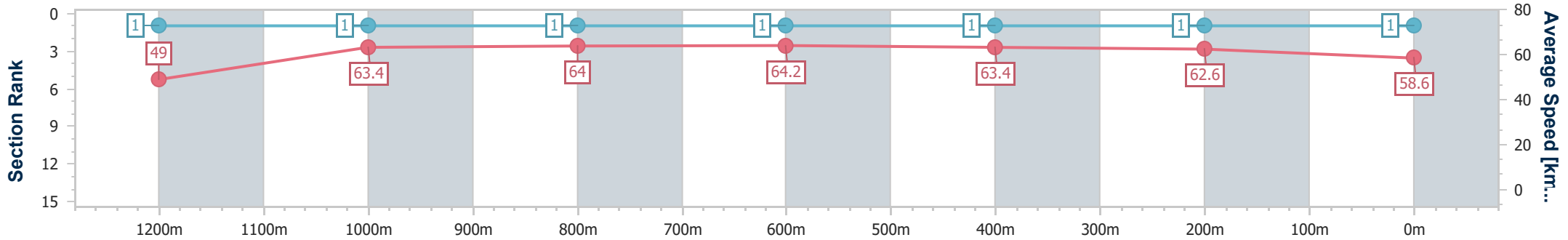
Race 7: Ladbrokes Mates Mode BM60 Handicap - 1400m

23 April 2024 - 17:22

Track Rating: Soft 5, Weather: Fine, Rail Position: +6m 1000m-  
W/Post; +1.5m Remainder



Section	Overall	1200m	1000m	800m	600m	400m	200m
Section Times	1:23.49 [1] (0:14.70)	1:08.79 [1] (0:11.41)	0:57.38 [1] (0:11.36)	0:46.02 [1] (0:11.16)	0:34.86 [1] (0:11.18)	0:23.68 [1] (0:11.38)	0:12.30 [1] (0:12.30)
Average Speed [km/h]	49.0	63.4	64.0	64.2	63.4	62.6	58.6
Top Speed [km/h]	65.0	64.3	65.2	65.5	64.2	63.4	62.4
Avg. Dist. to Rail [m]	7.5	2.7	2.2	1.4	3.6	3.5	1.2
Avg. Stride Freq. [Hz]	2.2	2.2	2.2	2.2	2.2	2.3	2.2
Avg. Stride Length [m]	6.0	8.0	8.0	8.1	7.9	7.6	7.4



- [ ] Ranking at each section and finish
- .-.- No data available at this section
- NA No data available



Horse/Jockey Name	Talons
Final Rank	2
Fastest Section Time (Section)	0:11.03 (400m)
Top Speed [km/h] (Section)	66.0 (800m)
Race State	Finished



Townsville QLD Professional

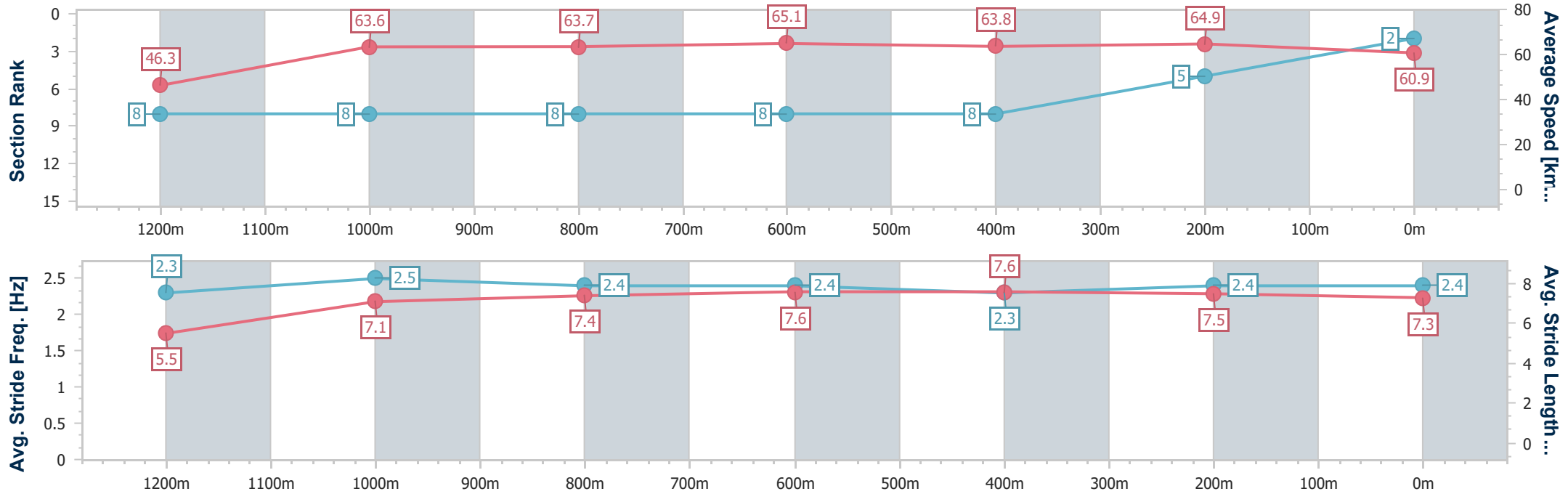
Race 7: Ladbrokes Mates Mode BM60 Handicap - 1400m

23 April 2024 - 17:22

Track Rating: Soft 5, Weather: Fine, Rail Position: +6m 1000m-  
W/Post; +1.5m Remainder



Section	Overall	1200m	1000m	800m	600m	400m	200m
Section Times	1:23.51 [2] (0:15.55)	1:07.96 [8] (0:11.36)	0:56.60 [8] (0:11.50)	0:45.10 [8] (0:11.09)	0:34.01 [8] (0:11.17)	0:22.84 [8] (0:11.03)	0:11.81 [5] (0:11.81)
Average Speed [km/h]	46.3	63.6	63.7	65.1	63.8	64.9	60.9
Top Speed [km/h]	64.4	64.7	65.8	66.0	65.3	65.7	64.0
Avg. Dist. to Rail [m]	6.4	2.8	3.3	1.1	2.2	2.2	2.5
Avg. Stride Freq. [Hz]	2.3	2.5	2.4	2.4	2.3	2.4	2.4
Avg. Stride Length [m]	5.5	7.1	7.4	7.6	7.6	7.5	7.3



- [ ] Ranking at each section and finish
- .-.- No data available at this section
- NA No data available



Horse/Jockey Name	Vancouver Bay
Final Rank	3
Fastest Section Time (Section)	0:11.16 (600m)
Top Speed [km/h] (Section)	66.0 (800m)
Race State	Finished



Townsville QLD Professional

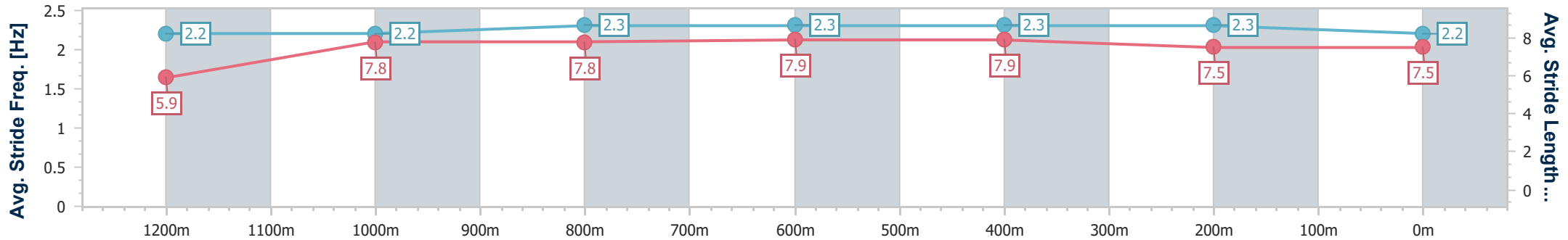
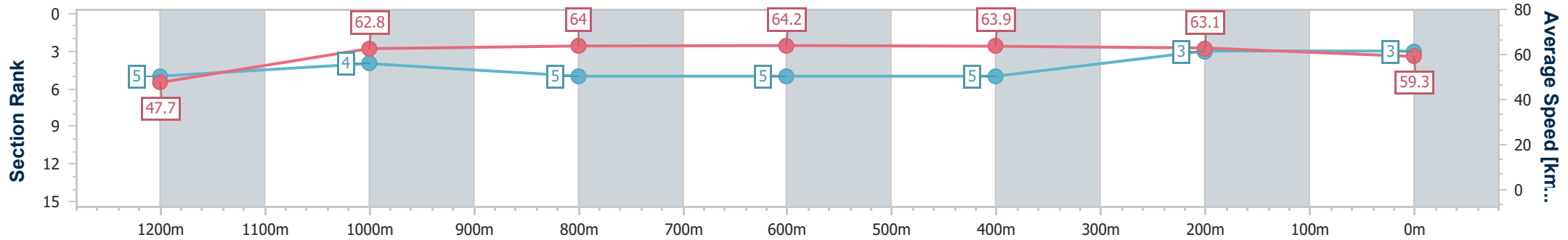
Race 7: Ladbrokes Mates Mode BM60 Handicap - 1400m

23 April 2024 - 17:22

Track Rating: Soft 5, Weather: Fine, Rail Position: +6m 1000m-  
W/Post; +1.5m Remainder



Section	Overall	1200m	1000m	800m	600m	400m	200m
Section Times	1:23.78 [3] (0:15.11)	1:08.67 [5] (0:11.49)	0:57.18 [4] (0:11.36)	0:45.82 [5] (0:11.22)	0:34.60 [5] (0:11.16)	0:23.44 [5] (0:11.30)	0:12.14 [3] (0:12.14)
Average Speed [km/h]	47.7	62.8	64.0	64.2	63.9	63.1	59.3
Top Speed [km/h]	63.2	63.8	65.3	66.0	64.8	64.1	63.1
Avg. Dist. to Rail [m]	8.6	2.5	2.2	1.1	2.6	2.1	5.7
Avg. Stride Freq. [Hz]	2.2	2.2	2.3	2.3	2.3	2.3	2.2
Avg. Stride Length [m]	5.9	7.8	7.8	7.9	7.9	7.5	7.5



- [ ] Ranking at each section and finish
- .-.- No data available at this section
- NA No data available



Horse/Jockey Name	Rock In The Park
Final Rank	4
Fastest Section Time (Section)	0:11.13 (800m)
Top Speed [km/h] (Section)	65.8 (800m)
Race State	Finished



Townsville QLD Professional

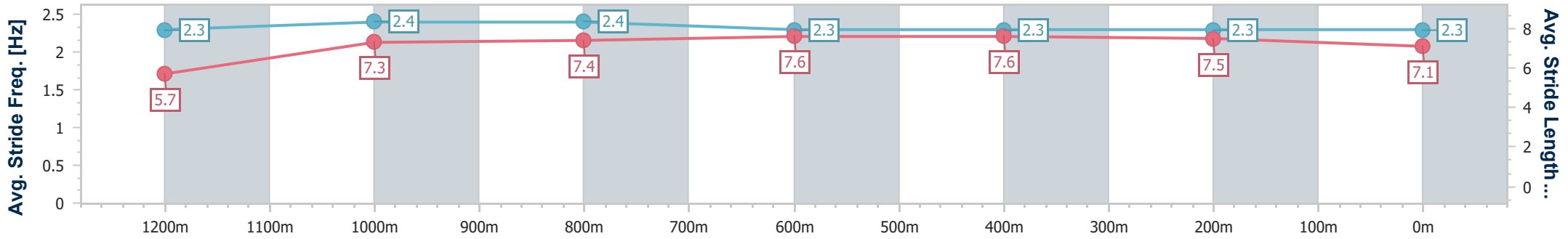
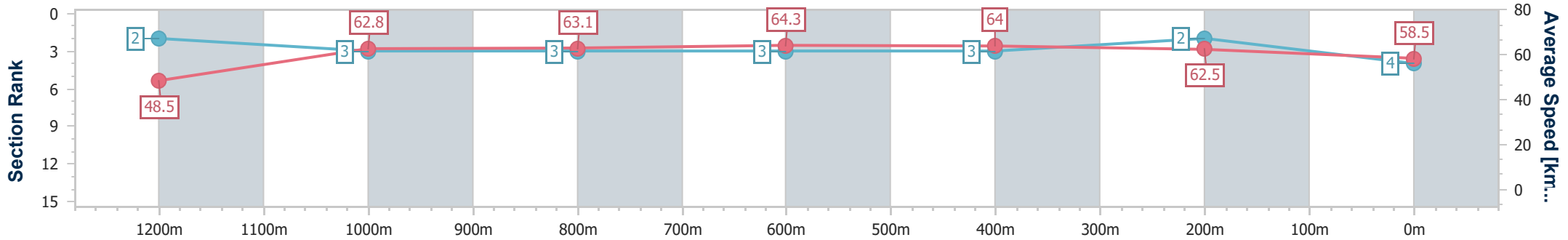
Race 7: Ladbrokes Mates Mode BM60 Handicap - 1400m

23 April 2024 - 17:22

Track Rating: Soft 5, Weather: Fine, Rail Position: +6m 1000m-  
W/Post; +1.5m Remainder



Section	Overall	1200m	1000m	800m	600m	400m	200m
Section Times	1:23.88 [4] (0:14.84)	1:09.04 [2] (0:11.47)	0:57.57 [3] (0:11.54)	0:46.03 [3] (0:11.13)	0:34.90 [3] (0:11.16)	0:23.74 [3] (0:11.46)	0:12.28 [2] (0:12.28)
Average Speed [km/h]	48.5	62.8	63.1	64.3	64.0	62.5	58.5
Top Speed [km/h]	63.9	63.6	65.0	65.8	64.8	64.3	61.6
Avg. Dist. to Rail [m]	10.7	3.6	2.0	1.4	2.5	1.5	2.5
Avg. Stride Freq. [Hz]	2.3	2.4	2.4	2.3	2.3	2.3	2.3
Avg. Stride Length [m]	5.7	7.3	7.4	7.6	7.6	7.5	7.1



- [ ] Ranking at each section and finish
- .-.- No data available at this section
- NA No data available



Horse/Jockey Name	Strathcona
Final Rank	5
Fastest Section Time (Section)	0:11.07 (600m)
Top Speed [km/h] (Section)	65.1 (800m)
Race State	Finished



### Townsville QLD Professional

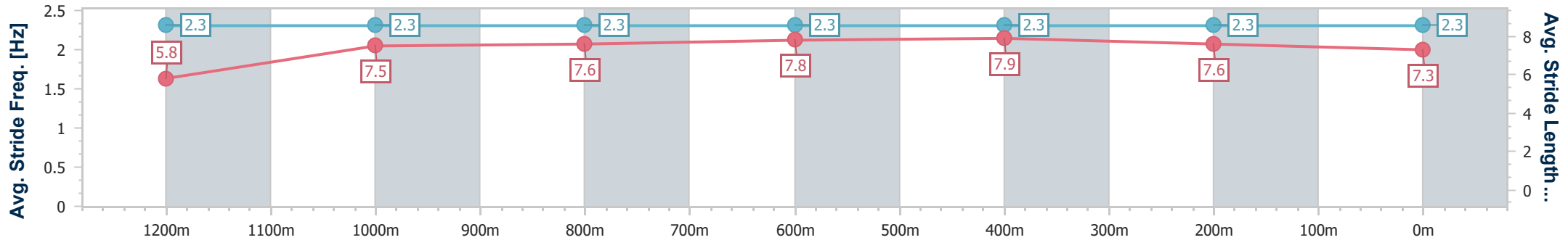
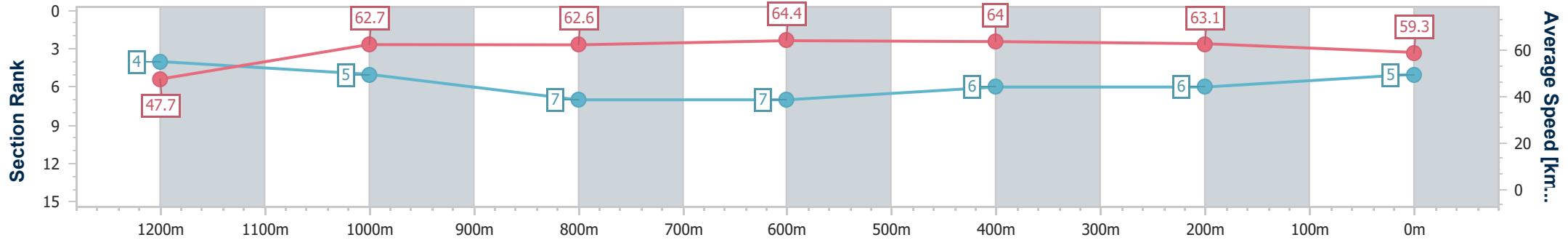
Race 7: Ladbrokes Mates Mode BM60 Handicap - 1400m

23 April 2024 - 17:22

Track Rating: Soft 5, Weather: Fine, Rail Position: +6m 1000m-  
W/Post; +1.5m Remainder



Section	Overall	1200m	1000m	800m	600m	400m	200m
Section Times	1:23.90 [5] (0:15.09)	1:08.81 [4] (0:11.52)	0:57.29 [5] (0:11.61)	0:45.68 [7] (0:11.15)	0:34.53 [7] (0:11.07)	0:23.46 [6] (0:11.31)	0:12.15 [6] (0:12.15)
Average Speed [km/h]	47.7	62.7	62.6	64.4	64.0	63.1	59.3
Top Speed [km/h]	64.5	63.7	65.0	65.1	65.0	64.3	63.0
Avg. Dist. to Rail [m]	6.1	2.3	2.5	1.3	4.0	2.3	4.2
Avg. Stride Freq. [Hz]	2.3	2.3	2.3	2.3	2.3	2.3	2.3
Avg. Stride Length [m]	5.8	7.5	7.6	7.8	7.9	7.6	7.3



- [ ] Ranking at each section and finish
- .-.- No data available at this section
- NA No data available





Horse/Jockey Name	Borlotti Beans
Final Rank	6
Fastest Section Time (Section)	0:11.11 (800m)
Top Speed [km/h] (Section)	66.4 (1000m)
Race State	Finished



Townsville QLD Professional

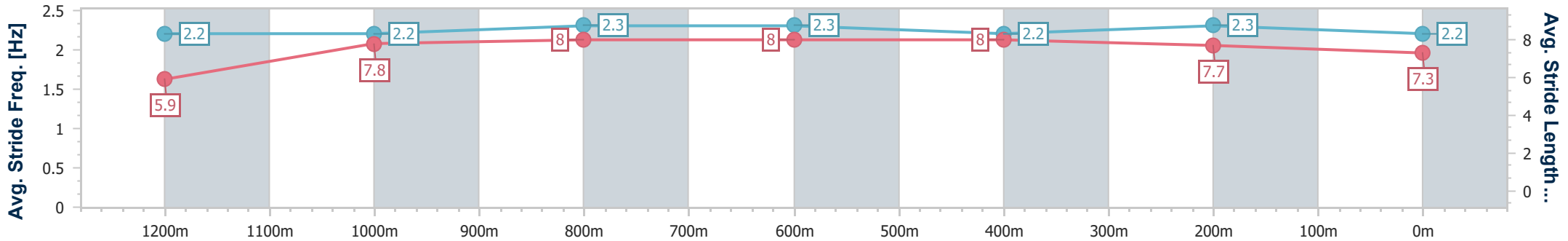
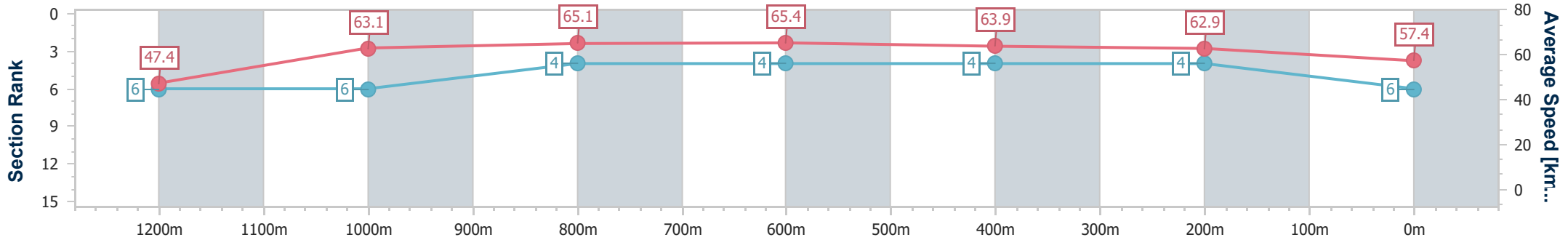
Race 7: Ladbrokes Mates Mode BM60 Handicap - 1400m

23 April 2024 - 17:22

Track Rating: Soft 5, Weather: Fine, Rail Position: +6m 1000m-  
W/Post; +1.5m Remainder



Section	Overall	1200m	1000m	800m	600m	400m	200m
Section Times	1:24.15 [6] (0:15.20)	1:08.95 [6] (0:11.43)	0:57.52 [6] (0:11.31)	0:46.21 [4] (0:11.11)	0:35.10 [4] (0:11.16)	0:23.94 [4] (0:11.45)	0:12.49 [4] (0:12.49)
Average Speed [km/h]	47.4	63.1	65.1	65.4	63.9	62.9	57.4
Top Speed [km/h]	62.2	64.2	66.4	66.0	65.1	63.6	63.8
Avg. Dist. to Rail [m]	12.3	4.6	4.4	1.5	1.7	1.0	3.6
Avg. Stride Freq. [Hz]	2.2	2.2	2.3	2.3	2.2	2.3	2.2
Avg. Stride Length [m]	5.9	7.8	8.0	8.0	8.0	7.7	7.3



- [ ] Ranking at each section and finish
- .-.- No data available at this section
- NA No data available



Horse/Jockey Name	Emathion
Final Rank	7
Fastest Section Time (Section)	0:11.14 (800m)
Top Speed [km/h] (Section)	65.8 (800m)
Race State	Finished



Townsville QLD Professional

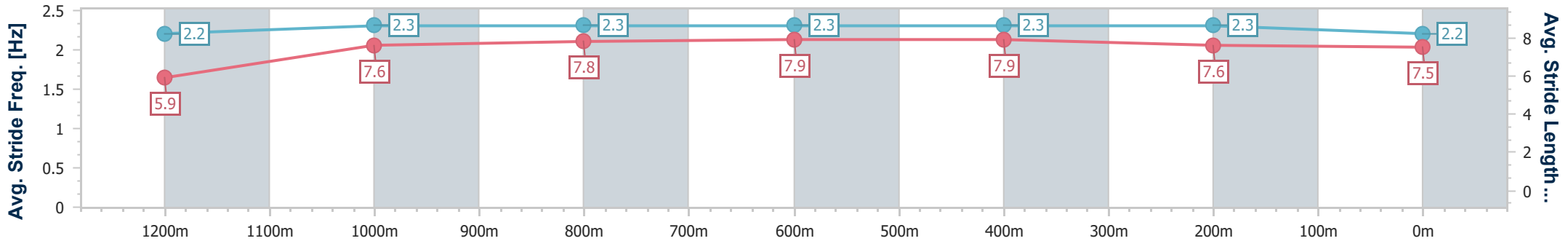
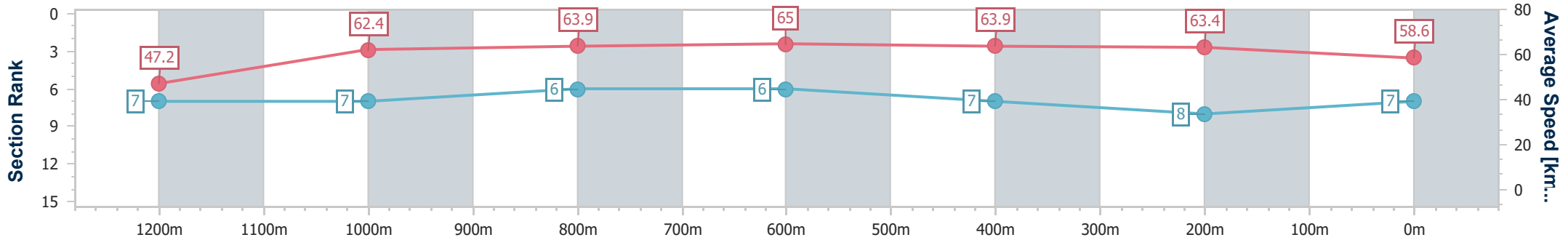
Race 7: Ladbrokes Mates Mode BM60 Handicap - 1400m

23 April 2024 - 17:22

Track Rating: Soft 5, Weather: Fine, Rail Position: +6m 1000m-  
W/Post; +1.5m Remainder



Section	Overall	1200m	1000m	800m	600m	400m	200m
Section Times	1:24.16 [7] (0:15.28)	1:08.88 [7] (0:11.56)	0:57.32 [7] (0:11.36)	0:45.96 [6] (0:11.14)	0:34.82 [6] (0:11.18)	0:23.64 [7] (0:11.34)	0:12.30 [8] (0:12.30)
Average Speed [km/h]	47.2	62.4	63.9	65.0	63.9	63.4	58.6
Top Speed [km/h]	62.5	63.5	65.1	65.8	65.6	64.2	61.7
Avg. Dist. to Rail [m]	10.1	2.9	2.5	0.9	1.6	1.9	5.2
Avg. Stride Freq. [Hz]	2.2	2.3	2.3	2.3	2.3	2.3	2.2
Avg. Stride Length [m]	5.9	7.6	7.8	7.9	7.9	7.6	7.5



- [ ] Ranking at each section and finish
- .-.- No data available at this section
- NA No data available



Horse/Jockey Name	Flaming Torch
Final Rank	8
Fastest Section Time (Section)	0:11.11 (800m)
Top Speed [km/h] (Section)	65.6 (800m)
Race State	Finished



Townsville QLD Professional

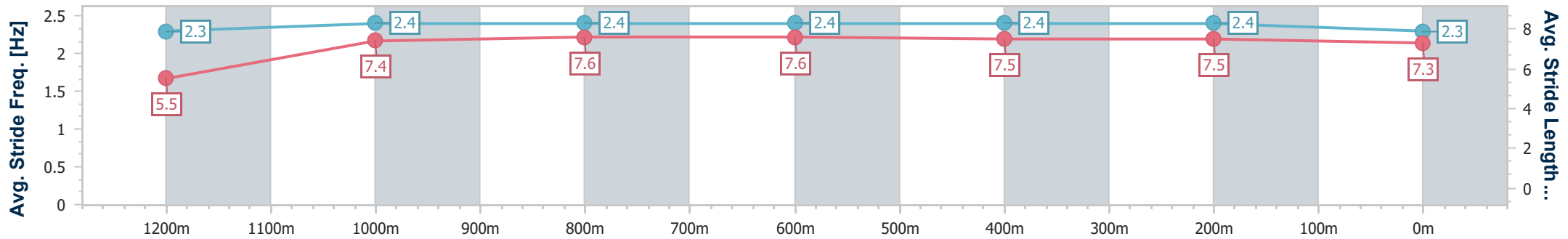
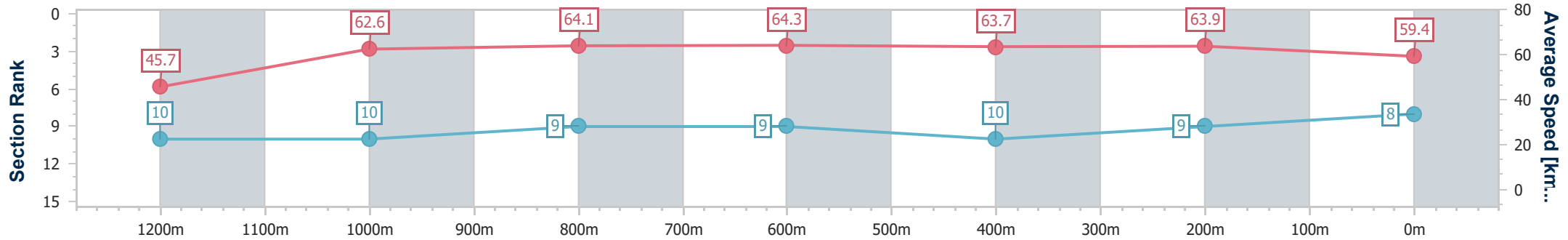
Race 7: Ladbrokes Mates Mode BM60 Handicap - 1400m

23 April 2024 - 17:22

Track Rating: Soft 5, Weather: Fine, Rail Position: +6m 1000m-W/Post; +1.5m Remainder



Section	Overall	1200m	1000m	800m	600m	400m	200m
Section Times	1:24.16 [8] (0:15.74)	1:08.42 [10] (0:11.49)	0:56.93 [10] (0:11.33)	0:45.60 [9] (0:11.11)	0:34.49 [9] (0:11.18)	0:23.31 [10] (0:11.20)	0:12.11 [9] (0:12.11)
Average Speed [km/h]	45.7	62.6	64.1	64.3	63.7	63.9	59.4
Top Speed [km/h]	61.6	63.8	65.2	65.6	65.1	64.8	62.6
Avg. Dist. to Rail [m]	9.6	1.5	1.2	1.3	3.1	1.6	2.3
Avg. Stride Freq. [Hz]	2.3	2.4	2.4	2.4	2.4	2.4	2.3
Avg. Stride Length [m]	5.5	7.4	7.6	7.6	7.5	7.5	7.3



- [ ] Ranking at each section and finish
- .-.- No data available at this section
- NA No data available



Horse/Jockey Name	Ciao Bicky
Final Rank	9
Fastest Section Time (Section)	0:11.03 (600m)
Top Speed [km/h] (Section)	66.3 (600m)
Race State	Finished



### Townsville QLD Professional

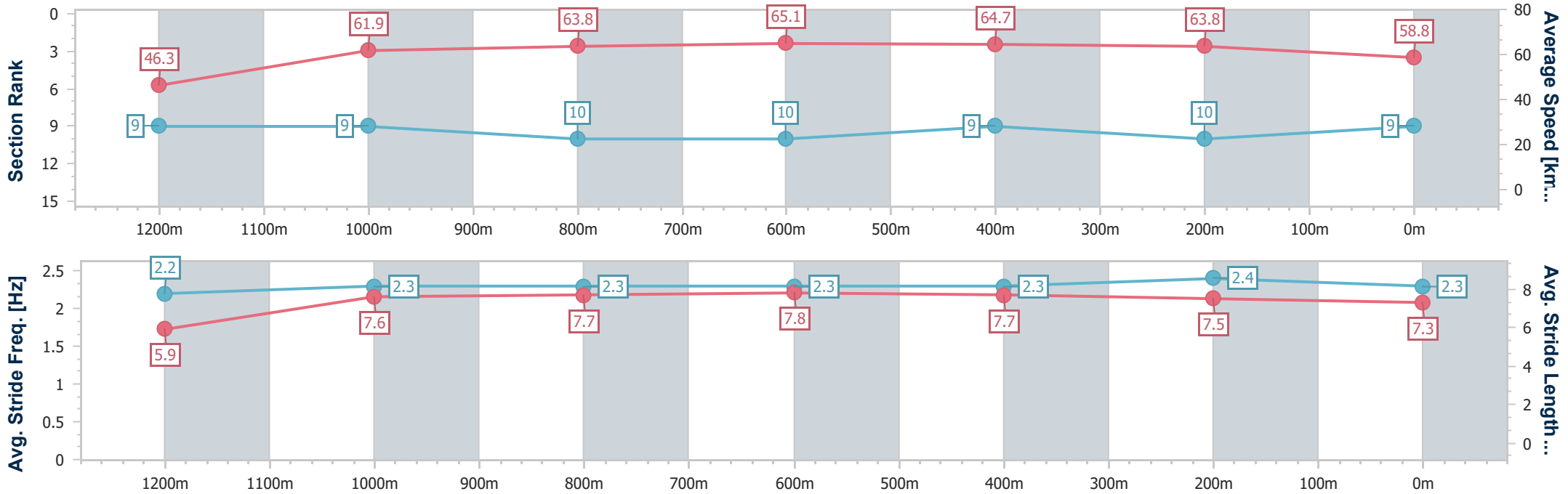
Race 7: Ladbrokes Mates Mode BM60 Handicap - 1400m

23 April 2024 - 17:22

Track Rating: Soft 5, Weather: Fine, Rail Position: +6m 1000m-W/Post; +1.5m Remainder



Section	Overall	1200m	1000m	800m	600m	400m	200m
Section Times	1:24.29 [9] (0:15.56)	1:08.73 [9] (0:11.66)	0:57.07 [9] (0:11.39)	0:45.68 [10] (0:11.10)	0:34.58 [10] (0:11.03)	0:23.55 [9] (0:11.32)	0:12.23 [10] (0:12.23)
Average Speed [km/h]	46.3	61.9	63.8	65.1	64.7	63.8	58.8
Top Speed [km/h]	61.1	63.0	65.1	65.9	66.3	64.9	62.4
Avg. Dist. to Rail [m]	7.7	2.7	2.2	1.1	1.4	2.0	7.0
Avg. Stride Freq. [Hz]	2.2	2.3	2.3	2.3	2.3	2.4	2.3
Avg. Stride Length [m]	5.9	7.6	7.7	7.8	7.7	7.5	7.3



- [ ] Ranking at each section and finish
- .-.- No data available at this section
- NA No data available



Horse/Jockey Name	Awe
Final Rank	10
Fastest Section Time (Section)	0:11.12 (800m)
Top Speed [km/h] (Section)	66.7 (800m)
Race State	Finished



Townsville QLD Professional

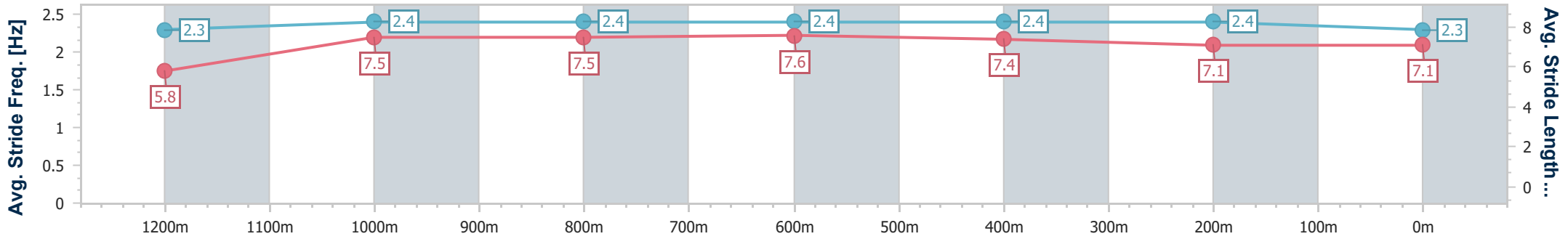
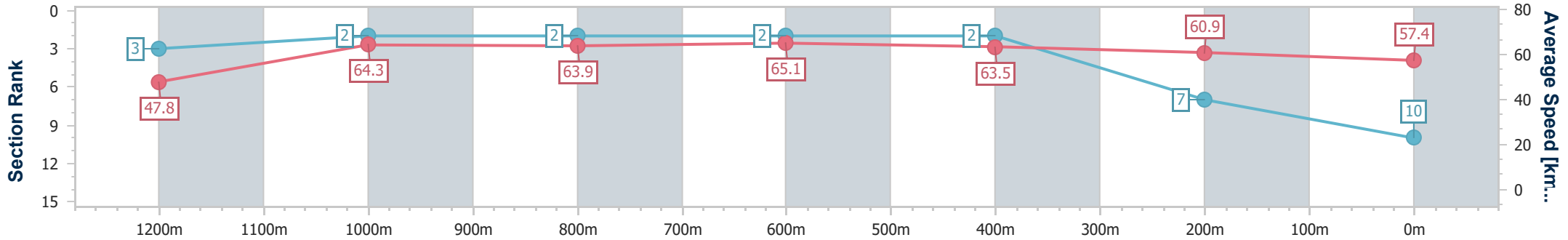
Race 7: Ladbrokes Mates Mode BM60 Handicap - 1400m

23 April 2024 - 17:22

Track Rating: Soft 5, Weather: Fine, Rail Position: +6m 1000m-  
W/Post; +1.5m Remainder



Section	Overall	1200m	1000m	800m	600m	400m	200m
Section Times	1:24.34 [10] (0:15.06)	1:09.28 [3] (0:11.22)	0:58.06 [2] (0:11.44)	0:46.62 [2] (0:11.12)	0:35.50 [2] (0:11.18)	0:24.32 [2] (0:11.74)	0:12.58 [7] (0:12.58)
Average Speed [km/h]	47.8	64.3	63.9	65.1	63.5	60.9	57.4
Top Speed [km/h]	63.8	66.1	65.7	66.7	65.1	63.7	59.7
Avg. Dist. to Rail [m]	10.3	4.3	3.3	1.3	2.7	2.1	0.8
Avg. Stride Freq. [Hz]	2.3	2.4	2.4	2.4	2.4	2.4	2.3
Avg. Stride Length [m]	5.8	7.5	7.5	7.6	7.4	7.1	7.1



- [ ] Ranking at each section and finish
- .-.- No data available at this section
- NA No data available



Horse/Jockey Name	Density
Final Rank	11
Fastest Section Time (Section)	0:11.02 (600m)
Top Speed [km/h] (Section)	65.8 (1000m)
Race State	Finished



Townsville QLD Professional

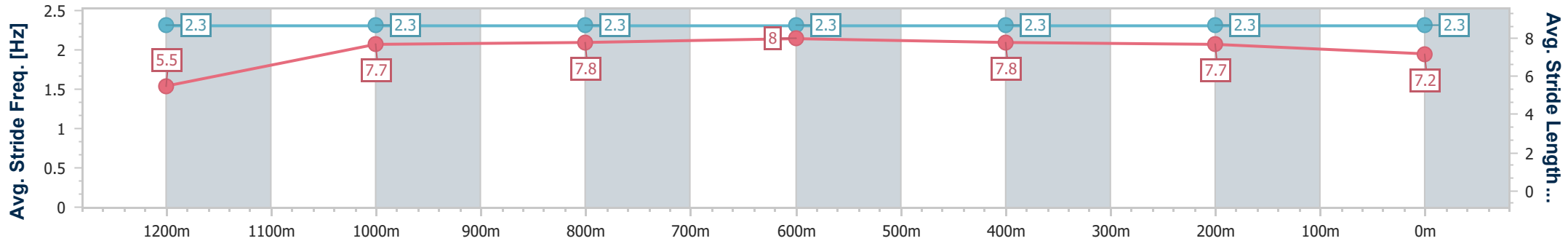
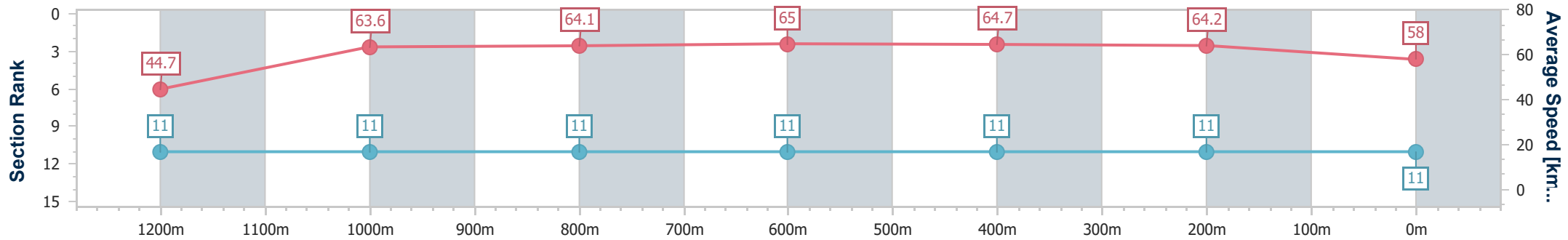
Race 7: Ladbrokes Mates Mode BM60 Handicap - 1400m

23 April 2024 - 17:22

Track Rating: Soft 5, Weather: Fine, Rail Position: +6m 1000m-  
W/Post; +1.5m Remainder



Section	Overall	1200m	1000m	800m	600m	400m	200m
Section Times	1:24.53 [11] (0:16.07)	1:08.46 [11] (0:11.38)	0:57.08 [11] (0:11.34)	0:45.74 [11] (0:11.08)	0:34.66 [11] (0:11.02)	0:23.64 [11] (0:11.20)	0:12.44 [11] (0:12.44)
Average Speed [km/h]	44.7	63.6	64.1	65.0	64.7	64.2	58.0
Top Speed [km/h]	62.6	64.3	65.8	65.5	65.1	65.0	63.2
Avg. Dist. to Rail [m]	7.0	3.1	2.2	0.9	2.0	1.3	4.6
Avg. Stride Freq. [Hz]	2.3	2.3	2.3	2.3	2.3	2.3	2.3
Avg. Stride Length [m]	5.5	7.7	7.8	8.0	7.8	7.7	7.2



- [ ] Ranking at each section and finish
- .-.- No data available at this section
- NA No data available