



Eagle Farm QLD Professional
Race 1: STRADBROKE CALCUTTA ON SALE NOW BENCHMARK 75
Handicap - 1815m
27 April 2024 - 11:39



BRISBANE
RACING CLUB

Track Rating: Soft 5, Weather: Fine, Rail Position: +3m

Section		Overall	1600m	1400m	1200m	1000m	800m	600m	Last 600m				
Field Times		1:50.59 (0:14.64)	1:35.95 (0:11.21)	1:24.74 (0:11.54)	1:13.20 (0:12.04)	1:01.16 (0:12.33)	0:48.83 (0:12.20)	0:36.63 (0:12.10)	0:36.63				
Rank	TAB Horse/Jockey	Barrier	Top Speed [km/h]	Fastest Section	Distance Travelled [m]								
1	2 COMMODUS Dan McGillivray	10	63.8 Overall	0:11.55 400m	1:50.59 [1] (0:15.14)	1:35.45 [6] (0:11.64)	1:23.81 [6] (0:11.78)	1:12.03 [6] (0:12.12)	0:59.91 [6] (0:12.17)	0:47.74 [7] (0:12.02)	0:35.72 [8] (0:11.69)	0:35.72	
2	9 NORTHERN DECREE Vlad Duric	12	64.7 1600m	0:11.62 1600m	1:50.75 [2] (0:15.35)	1:35.40 [7] (0:11.62)	1:23.78 [7] (0:11.79)	1:11.99 [8] (0:12.06)	0:59.93 [8] (0:12.07)	0:47.86 [8] (0:11.89)	0:35.97 [7] (0:11.80)	0:35.97	+6
3	4 DARK HARMONY Robbie Dolan	4	65.1 1600m	0:11.21 1600m	1:51.15 [3] (0:14.64)	1:36.51 [1] (0:11.21)	1:25.30 [1] (0:11.54)	1:13.76 [1] (0:12.04)	1:01.72 [1] (0:12.33)	0:49.39 [1] (0:12.20)	0:37.19 [1] (0:12.10)	0:37.19	-1
4	6 WOWIT'S WILLYWONKA Angela Jones	9	66.1 1600m	0:11.33 1600m	1:51.16 [4] (0:14.69)	1:36.47 [2] (0:11.33)	1:25.14 [2] (0:11.64)	1:13.50 [2] (0:12.14)	1:01.36 [2] (0:12.25)	0:49.11 [2] (0:12.13)	0:36.98 [2] (0:12.09)	0:36.98	+4
5	8 LONG GENES Ryan Maloney	5	63.3 1400m	0:11.67 1600m	1:51.37 [5] (0:15.35)	1:36.02 [8] (0:11.67)	1:24.35 [8] (0:11.67)	1:12.68 [7] (0:12.01)	1:00.67 [7] (0:12.03)	0:48.64 [6] (0:11.98)	0:36.66 [6] (0:12.02)	0:36.66	+0
6	7 CONNECTICUT Kyle Wilson-Taylor	8	65.1 1600m	0:11.43 1600m	1:51.61 [6] (0:14.75)	1:36.86 [3] (0:11.43)	1:25.43 [3] (0:11.79)	1:13.64 [3] (0:12.22)	1:01.42 [3] (0:12.45)	0:48.97 [5] (0:11.99)	0:36.98 [5] (0:11.87)	0:36.98	+5
7	3 TAPPY'S LAD Justin Huxtable	3	64.7 1600m	0:11.39 1600m	1:51.68 [7] (0:15.06)	1:36.62 [4] (0:11.39)	1:25.23 [4] (0:11.79)	1:13.44 [5] (0:12.15)	1:01.29 [5] (0:12.20)	0:49.09 [4] (0:12.04)	0:37.05 [4] (0:12.10)	0:37.05	+2
8	1 SOLAR APEX Jake Molloy	2	64.7 1600m	0:11.35 1600m	1:51.82 [8] (0:15.11)	1:36.71 [5] (0:11.35)	1:25.36 [5] (0:11.72)	1:13.64 [4] (0:12.10)	1:01.54 [4] (0:12.13)	0:49.41 [3] (0:12.03)	0:37.38 [3] (0:12.02)	0:37.38	-5

Scratched: Russian Warrior (#5), Thesecondatportsea (#10), Vadamos Queen (#11), Wild Calm (#12)

[] Ranking at each section and finish
 -:-:- No data available at this section
 NA No data available

SCN Saddle cloth number
 DNF Did not finish
 DNT Did not track



Eagle Farm QLD Professional
Race 1: STRADBROKE CALCUTTA ON SALE NOW BENCHMARK 75
Handicap - 1815m
27 April 2024 - 11:39



Track Rating: Soft 5, Weather: Fine, Rail Position: +3m

Section				400m	200m			Last 600m		
Field Times				0:24.53 (0:12.05)	0:12.48 (0:12.48)			0:36.63		
Rank	TAB	Horse/Jockey	Barrier	Top Speed [km/h]	Fastest Section	Margin				Distance Travelled [m]
1	2	COMMODUS Dan McGillivray	10	63.8 Overall	0:11.55 400m	0:24.03 [5] (0:11.55)	0:12.48 [1] (0:12.48)	1:50.59	0:35.72	
2	9	NORTHERN DECREE Vlad Duric	12	64.7 1600m	0:11.62 1600m	0:24.17 [6] (0:11.68)	0:12.49 [2] (0:12.49)	0.16L	0:35.97	+6
3	4	DARK HARMONY Robbie Dolan	4	65.1 1600m	0:11.21 1600m	0:25.09 [1] (0:12.21)	0:12.88 [3] (0:12.88)	0.4L	0:37.19	-1
4	6	WOWIT'S WILLYWONKA Angela Jones	9	66.1 1600m	0:11.33 1600m	0:24.89 [2] (0:12.06)	0:12.83 [4] (0:12.83)	0.01L	0:36.98	+4
5	8	LONG GENES Ryan Maloney	5	63.3 1400m	0:11.67 1600m	0:24.64 [7] (0:11.78)	0:12.86 [6] (0:12.86)	0.21L	0:36.66	+0
6	7	CONNECTICUT Kyle Wilson-Taylor	8	65.1 1600m	0:11.43 1600m	0:25.11 [4] (0:11.99)	0:13.12 [5] (0:13.12)	0.24L	0:36.98	+5
7	3	TAPPY'S LAD Justin Huxtable	3	64.7 1600m	0:11.39 1600m	0:24.95 [7] (0:12.23)	0:12.72 [8] (0:12.72)	0.07L	0:37.05	+2
8	1	SOLAR APEX Jake Molloy	2	64.7 1600m	0:11.35 1600m	0:25.36 [3] (0:12.19)	0:13.17 [7] (0:13.17)	0.14L	0:37.38	-5

Scratched: Russian Warrior (#5), Thesecondatportsea (#10), Vadamus Queen (#11), Wild Calm (#12)

[] Ranking at each section and finish
 -:-:- No data available at this section
 NA No data available

SCN Saddle cloth number
 DNF Did not finish
 DNT Did not track



Horse/Jockey Name	Commodus
Final Rank	1
Fastest Section Time (Section)	0:11.55 (400m)
Top Speed [km/h] (Section)	63.8 (Overall)
Race State	Finished

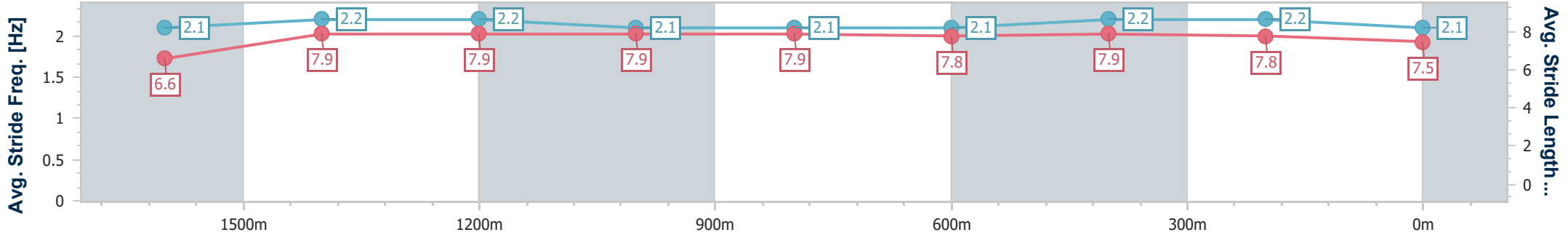
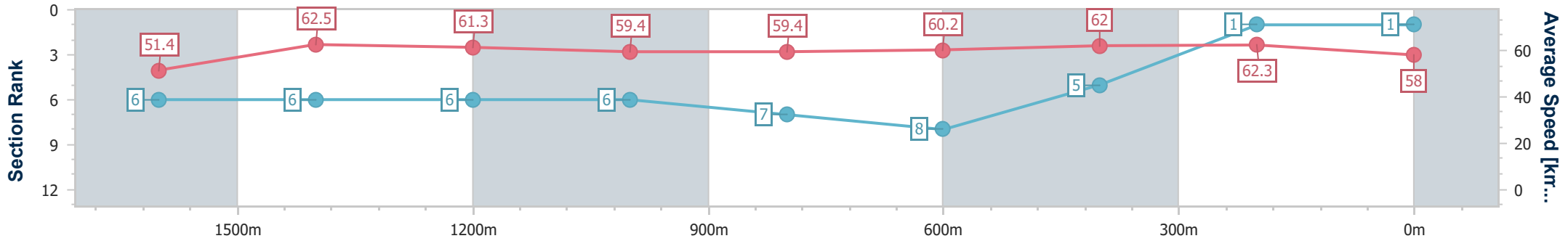


Eagle Farm QLD Professional
 Race 1: STRADBROKE CALCUTTA ON SALE NOW
 BENCHMARK 75 Handicap - 1815m
 27 April 2024 - 11:39
 Track Rating: Soft 5, Weather: Fine, Rail Position: +3m



BRISBANE
RACING CLUB

Section	Overall	1600m	1400m	1200m	1000m	800m	600m	400m	200m
Section Times	1:50.59 [1] (0:15.14)	1:35.45 [6] (0:11.64)	1:23.81 [6] (0:11.78)	1:12.03 [6] (0:12.12)	0:59.91 [6] (0:12.17)	0:47.74 [7] (0:12.02)	0:35.72 [8] (0:11.69)	0:24.03 [5] (0:11.55)	0:12.48 [1] (0:12.48)
Average Speed [km/h]	51.4	62.5	61.3	59.4	59.4	60.2	62.0	62.3	58.0
Top Speed [km/h]	63.8	63.6	62.3	60.1	60.6	61.2	62.9	63.5	59.6
Avg. Dist. to Rail [m]	5.8	2.4	2.0	1.6	0.4	1.5	1.1	4.6	2.6
Avg. Stride Freq. [Hz]	2.1	2.2	2.2	2.1	2.1	2.1	2.2	2.2	2.1
Avg. Stride Length [m]	6.6	7.9	7.9	7.9	7.9	7.8	7.9	7.8	7.5



- [] Ranking at each section and finish
- .-.- No data available at this section
- NA No data available



Horse/Jockey Name	Northern Decree
Final Rank	2
Fastest Section Time (Section)	0:11.62 (1600m)
Top Speed [km/h] (Section)	64.7 (1600m)
Race State	Finished

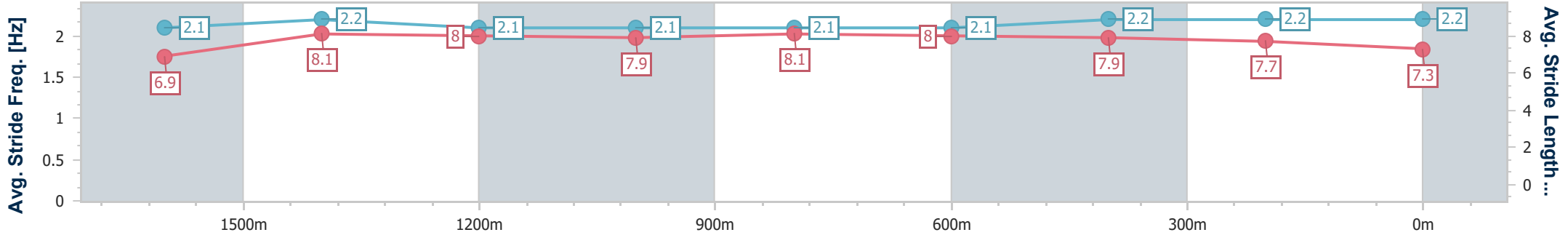
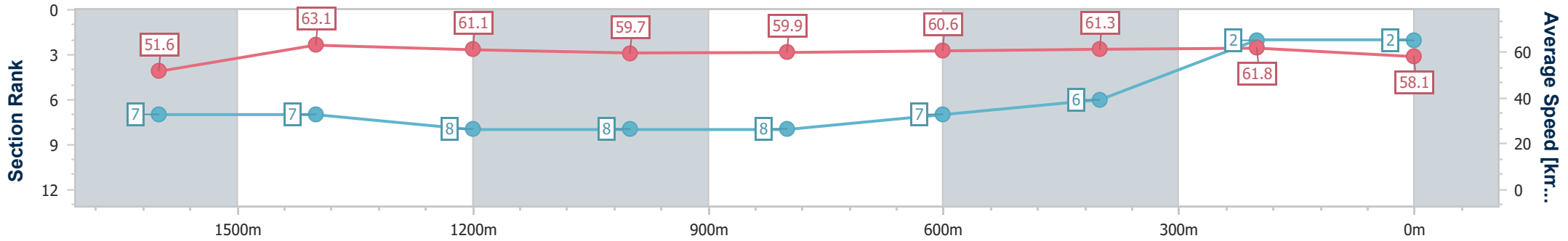


Eagle Farm QLD Professional
 Race 1: STRADBROKE CALCUTTA ON SALE NOW
 BENCHMARK 75 Handicap - 1815m
 27 April 2024 - 11:39
 Track Rating: Soft 5, Weather: Fine, Rail Position: +3m



BRISBANE
RACING CLUB

Section	Overall	1600m	1400m	1200m	1000m	800m	600m	400m	200m
Section Times	1:50.75 [2] (0:15.35)	1:35.40 [7] (0:11.62)	1:23.78 [7] (0:11.79)	1:11.99 [8] (0:12.06)	0:59.93 [8] (0:12.07)	0:47.86 [8] (0:11.89)	0:35.97 [7] (0:11.80)	0:24.17 [6] (0:11.68)	0:12.49 [2] (0:12.49)
Average Speed [km/h]	51.6	63.1	61.1	59.7	59.9	60.6	61.3	61.8	58.1
Top Speed [km/h]	61.6	64.7	61.7	60.7	61.1	63.1	63.7	62.6	60.2
Avg. Dist. to Rail [m]	8.8	4.4	3.6	1.9	0.3	0.7	1.3	1.0	0.9
Avg. Stride Freq. [Hz]	2.1	2.2	2.1	2.1	2.1	2.1	2.2	2.2	2.2
Avg. Stride Length [m]	6.9	8.1	8.0	7.9	8.1	8.0	7.9	7.7	7.3



- [] Ranking at each section and finish
- .-.- No data available at this section
- NA No data available



Horse/Jockey Name	Dark Harmony
Final Rank	3
Fastest Section Time (Section)	0:11.21 (1600m)
Top Speed [km/h] (Section)	65.1 (1600m)
Race State	Finished

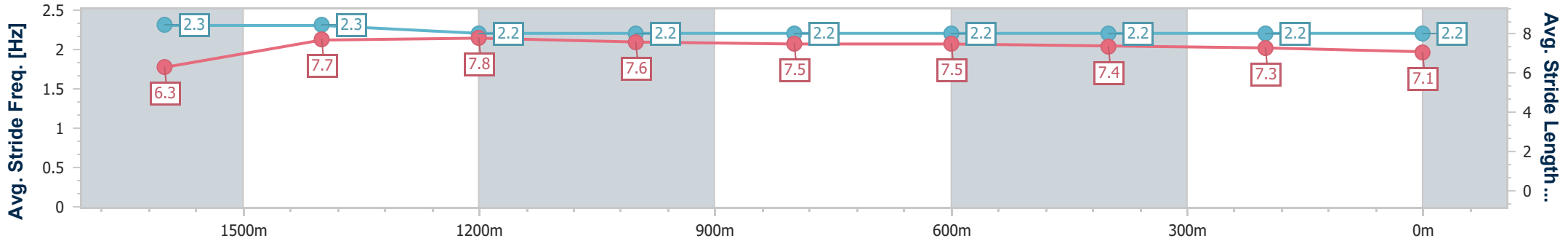
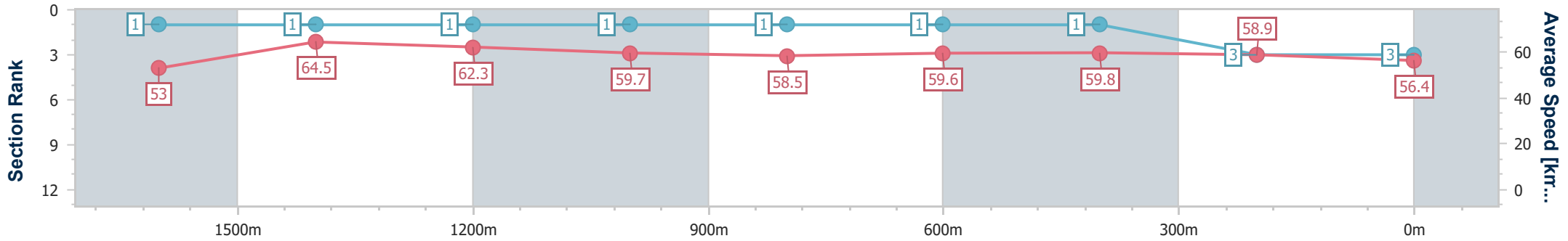


Eagle Farm QLD Professional
 Race 1: STRADBROKE CALCUTTA ON SALE NOW
 BENCHMARK 75 Handicap - 1815m
 27 April 2024 - 11:39
 Track Rating: Soft 5, Weather: Fine, Rail Position: +3m



BRISBANE
RACING CLUB

Section	Overall	1600m	1400m	1200m	1000m	800m	600m	400m	200m
Section Times	1:51.15 [3] (0:14.64)	1:36.51 [1] (0:11.21)	1:25.30 [1] (0:11.54)	1:13.76 [1] (0:12.04)	1:01.72 [1] (0:12.33)	0:49.39 [1] (0:12.20)	0:37.19 [1] (0:12.10)	0:25.09 [1] (0:12.21)	0:12.88 [3] (0:12.88)
Average Speed [km/h]	53.0	64.5	62.3	59.7	58.5	59.6	59.8	58.9	56.4
Top Speed [km/h]	64.1	65.1	64.3	61.3	59.3	60.8	61.0	59.9	58.2
Avg. Dist. to Rail [m]	3.9	0.9	1.3	0.9	0.7	1.8	1.3	1.2	1.8
Avg. Stride Freq. [Hz]	2.3	2.3	2.2	2.2	2.2	2.2	2.2	2.2	2.2
Avg. Stride Length [m]	6.3	7.7	7.8	7.6	7.5	7.5	7.4	7.3	7.1



- [] Ranking at each section and finish
- .-.- No data available at this section
- NA No data available



Horse/Jockey Name	Wowit's Willywonka
Final Rank	4
Fastest Section Time (Section)	0:11.33 (1600m)
Top Speed [km/h] (Section)	66.1 (1600m)
Race State	Finished

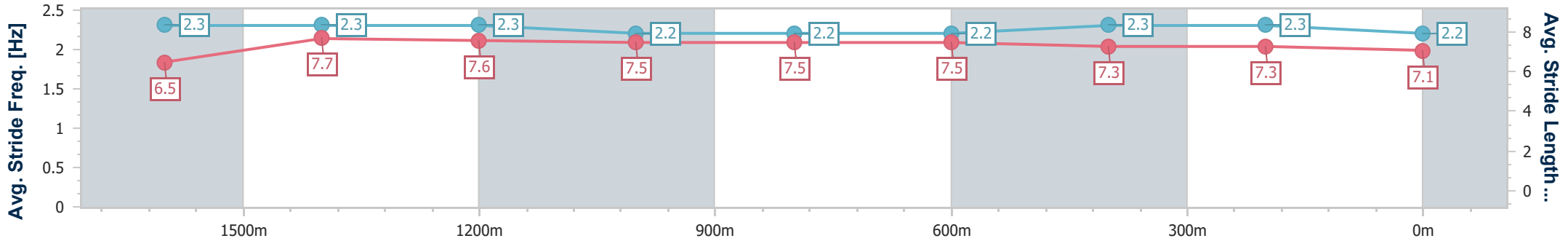
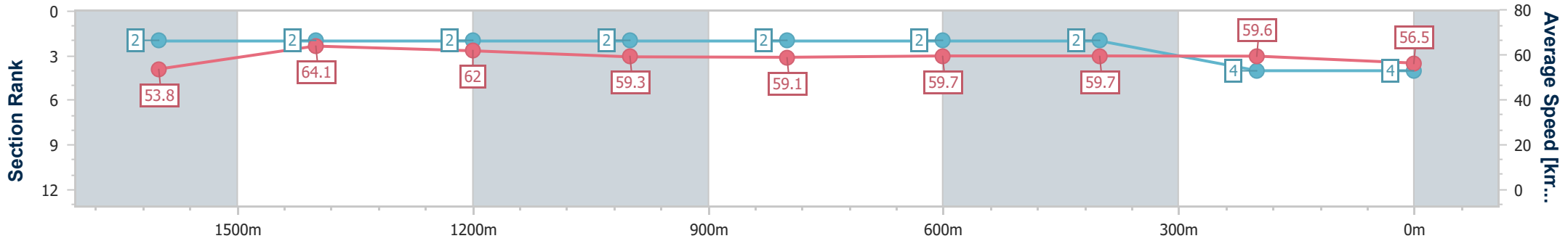


Eagle Farm QLD Professional
 Race 1: STRADBROKE CALCUTTA ON SALE NOW
 BENCHMARK 75 Handicap - 1815m
 27 April 2024 - 11:39
 Track Rating: Soft 5, Weather: Fine, Rail Position: +3m



BRISBANE
RACING CLUB

Section	Overall	1600m	1400m	1200m	1000m	800m	600m	400m	200m
Section Times	1:51.16 [4] (0:14.69)	1:36.47 [2] (0:11.33)	1:25.14 [2] (0:11.64)	1:13.50 [2] (0:12.14)	1:01.36 [2] (0:12.25)	0:49.11 [2] (0:12.13)	0:36.98 [2] (0:12.09)	0:24.89 [2] (0:12.06)	0:12.83 [4] (0:12.83)
Average Speed [km/h]	53.8	64.1	62.0	59.3	59.1	59.7	59.7	59.6	56.5
Top Speed [km/h]	66.1	66.1	64.3	60.3	59.4	61.2	60.7	61.5	58.2
Avg. Dist. to Rail [m]	7.2	2.9	1.8	1.7	0.9	1.1	0.9	3.2	3.6
Avg. Stride Freq. [Hz]	2.3	2.3	2.3	2.2	2.2	2.2	2.3	2.3	2.2
Avg. Stride Length [m]	6.5	7.7	7.6	7.5	7.5	7.5	7.3	7.3	7.1



- [] Ranking at each section and finish
- .-.- No data available at this section
- NA No data available



Horse/Jockey Name	Long Genes
Final Rank	5
Fastest Section Time (Section)	0:11.67 (1600m)
Top Speed [km/h] (Section)	63.3 (1400m)
Race State	Finished

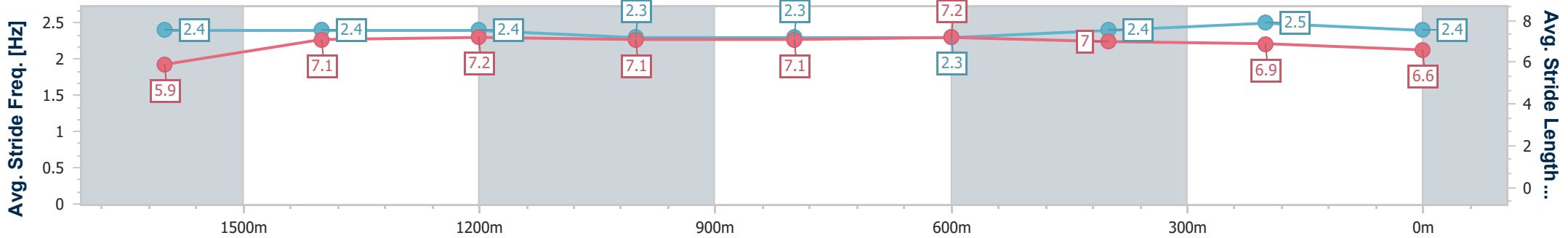
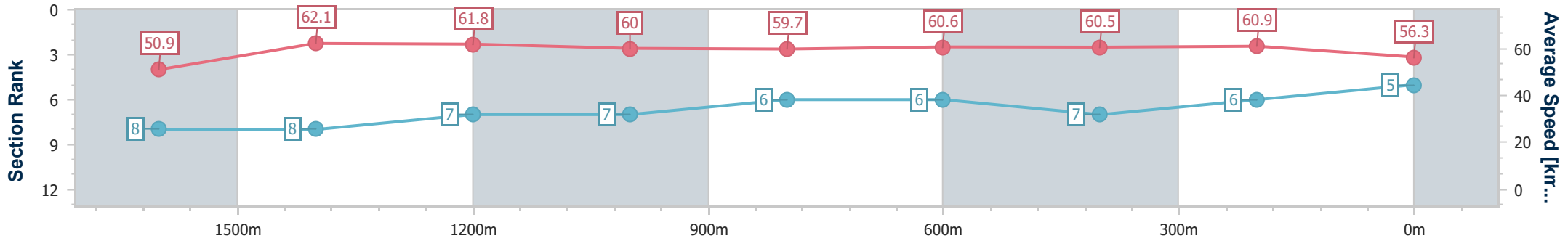


Eagle Farm QLD Professional
 Race 1: STRADBROKE CALCUTTA ON SALE NOW
 BENCHMARK 75 Handicap - 1815m
 27 April 2024 - 11:39
 Track Rating: Soft 5, Weather: Fine, Rail Position: +3m



BRISBANE
RACING CLUB

Section	Overall	1600m	1400m	1200m	1000m	800m	600m	400m	200m
Section Times	1:51.37 [5] (0:15.35)	1:36.02 [8] (0:11.67)	1:24.35 [8] (0:11.67)	1:12.68 [7] (0:12.01)	1:00.67 [7] (0:12.03)	0:48.64 [6] (0:11.98)	0:36.66 [6] (0:12.02)	0:24.64 [7] (0:11.78)	0:12.86 [6] (0:12.86)
Average Speed [km/h]	50.9	62.1	61.8	60.0	59.7	60.6	60.5	60.9	56.3
Top Speed [km/h]	61.3	63.2	63.3	61.3	62.2	61.2	61.6	62.6	59.7
Avg. Dist. to Rail [m]	4.8	2.1	1.1	1.0	0.4	1.1	2.2	4.8	5.2
Avg. Stride Freq. [Hz]	2.4	2.4	2.4	2.3	2.3	2.3	2.4	2.5	2.4
Avg. Stride Length [m]	5.9	7.1	7.2	7.1	7.1	7.2	7.0	6.9	6.6



- [] Ranking at each section and finish
- .-.- No data available at this section
- NA No data available



Horse/Jockey Name	Connecticut
Final Rank	6
Fastest Section Time (Section)	0:11.43 (1600m)
Top Speed [km/h] (Section)	65.1 (1600m)
Race State	Finished

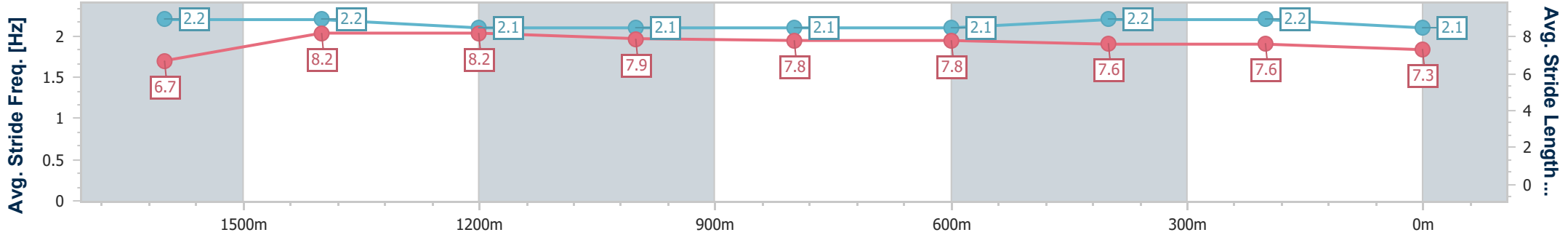
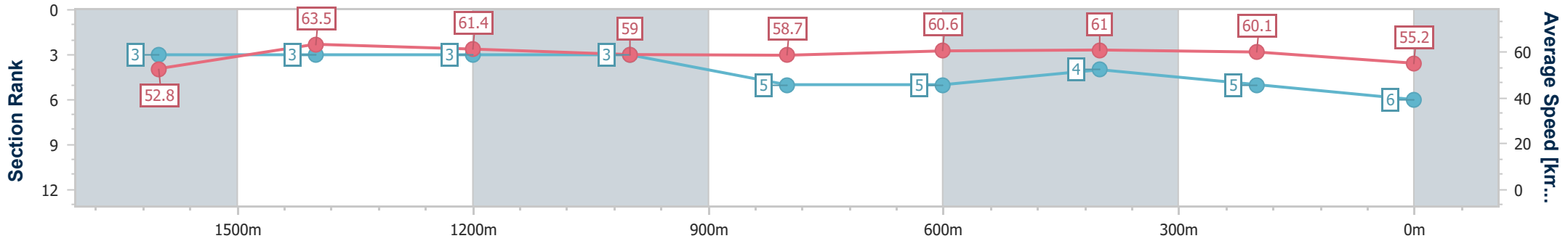


Eagle Farm QLD Professional
 Race 1: STRADBROKE CALCUTTA ON SALE NOW
 BENCHMARK 75 Handicap - 1815m
 27 April 2024 - 11:39
 Track Rating: Soft 5, Weather: Fine, Rail Position: +3m



BRISBANE
RACING CLUB

Section	Overall	1600m	1400m	1200m	1000m	800m	600m	400m	200m
Section Times	1:51.61 [6] (0:14.75)	1:36.86 [3] (0:11.43)	1:25.43 [3] (0:11.79)	1:13.64 [3] (0:12.22)	1:01.42 [3] (0:12.45)	0:48.97 [5] (0:11.99)	0:36.98 [5] (0:11.87)	0:25.11 [4] (0:11.99)	0:13.12 [5] (0:13.12)
Average Speed [km/h]	52.8	63.5	61.4	59.0	58.7	60.6	61.0	60.1	55.2
Top Speed [km/h]	64.9	65.1	63.7	60.7	59.8	62.0	62.3	61.2	57.7
Avg. Dist. to Rail [m]	4.8	2.9	3.1	3.8	3.2	2.2	1.6	2.4	2.9
Avg. Stride Freq. [Hz]	2.2	2.2	2.1	2.1	2.1	2.1	2.2	2.2	2.1
Avg. Stride Length [m]	6.7	8.2	8.2	7.9	7.8	7.8	7.6	7.6	7.3



- [] Ranking at each section and finish
- .-.- No data available at this section
- NA No data available



Horse/Jockey Name	Tappy's Lad
Final Rank	7
Fastest Section Time (Section)	0:11.39 (1600m)
Top Speed [km/h] (Section)	64.7 (1600m)
Race State	Finished

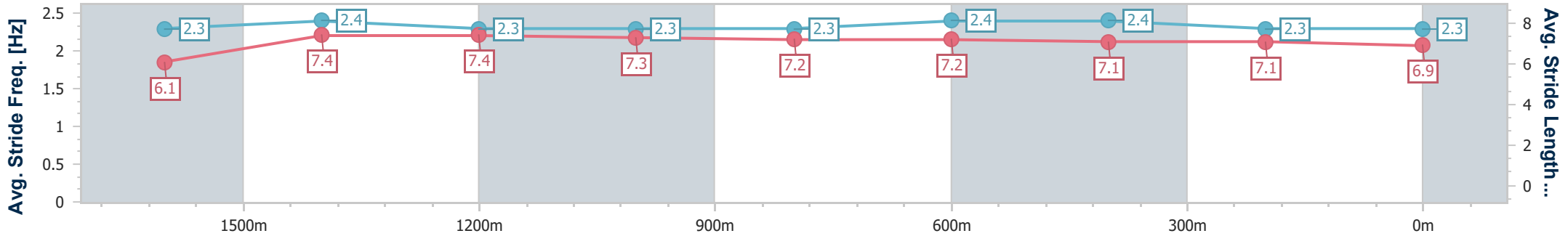
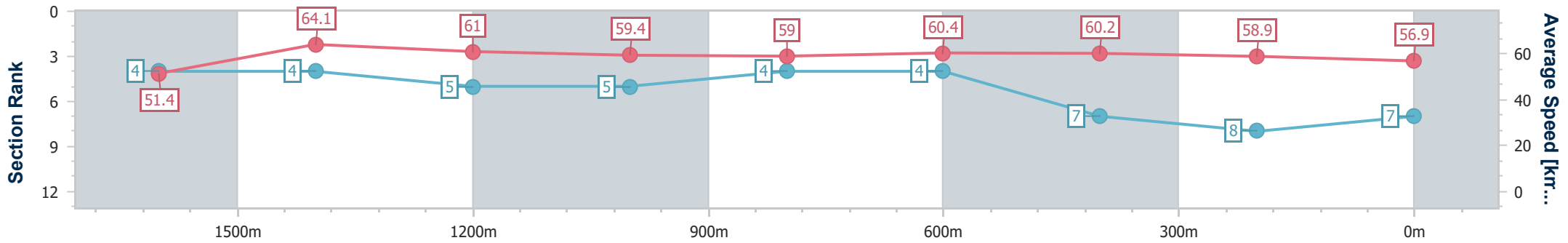


Eagle Farm QLD Professional
 Race 1: STRADBROKE CALCUTTA ON SALE NOW
 BENCHMARK 75 Handicap - 1815m
 27 April 2024 - 11:39
 Track Rating: Soft 5, Weather: Fine, Rail Position: +3m



BRISBANE
RACING CLUB

Section	Overall	1600m	1400m	1200m	1000m	800m	600m	400m	200m
Section Times	1:51.68 [7] (0:15.06)	1:36.62 [4] (0:11.39)	1:25.23 [4] (0:11.79)	1:13.44 [5] (0:12.15)	1:01.29 [5] (0:12.20)	0:49.09 [4] (0:12.04)	0:37.05 [4] (0:12.10)	0:24.95 [7] (0:12.23)	0:12.72 [8] (0:12.72)
Average Speed [km/h]	51.4	64.1	61.0	59.4	59.0	60.4	60.2	58.9	56.9
Top Speed [km/h]	64.4	64.7	62.4	60.4	60.7	61.4	62.0	59.8	58.7
Avg. Dist. to Rail [m]	3.2	3.2	2.2	1.0	0.6	1.8	2.9	5.7	5.6
Avg. Stride Freq. [Hz]	2.3	2.4	2.3	2.3	2.3	2.4	2.4	2.3	2.3
Avg. Stride Length [m]	6.1	7.4	7.4	7.3	7.2	7.2	7.1	7.1	6.9



- [] Ranking at each section and finish
- .-.- No data available at this section
- NA No data available



Horse/Jockey Name	Solar Apex
Final Rank	8
Fastest Section Time (Section)	0:11.35 (1600m)
Top Speed [km/h] (Section)	64.7 (1600m)
Race State	Finished

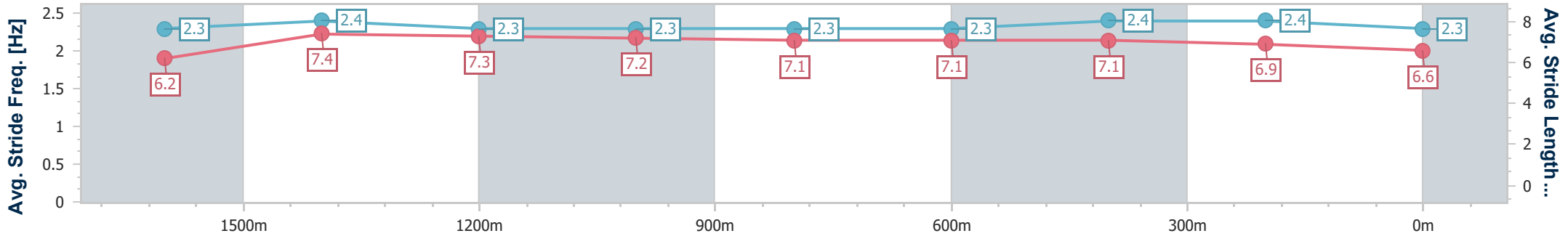
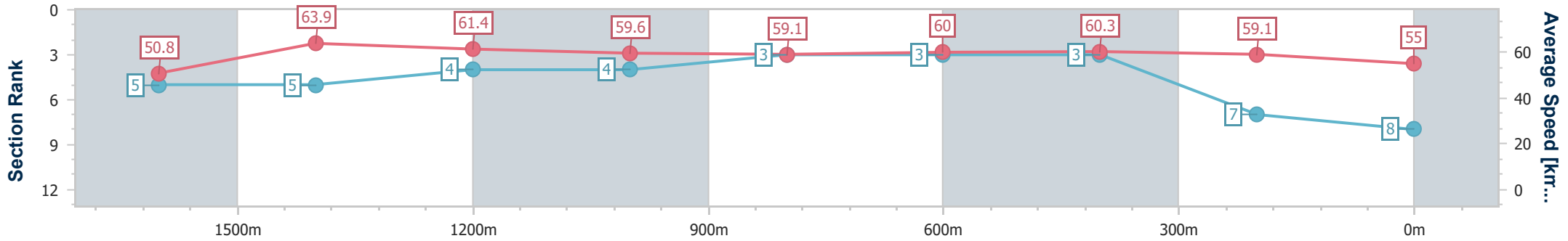


Eagle Farm QLD Professional
 Race 1: STRADBROKE CALCUTTA ON SALE NOW
 BENCHMARK 75 Handicap - 1815m
 27 April 2024 - 11:39
 Track Rating: Soft 5, Weather: Fine, Rail Position: +3m



BRISBANE
 RACING CLUB

Section	Overall	1600m	1400m	1200m	1000m	800m	600m	400m	200m
Section Times	1:51.82 [8] (0:15.11)	1:36.71 [5] (0:11.35)	1:25.36 [5] (0:11.72)	1:13.64 [4] (0:12.10)	1:01.54 [4] (0:12.13)	0:49.41 [3] (0:12.03)	0:37.38 [3] (0:12.02)	0:25.36 [3] (0:12.19)	0:13.17 [7] (0:13.17)
Average Speed [km/h]	50.8	63.9	61.4	59.6	59.1	60.0	60.3	59.1	55.0
Top Speed [km/h]	64.7	64.7	62.8	61.5	60.5	61.5	61.7	60.0	58.0
Avg. Dist. to Rail [m]	3.5	1.9	1.2	0.3	0.5	0.7	1.2	1.7	1.3
Avg. Stride Freq. [Hz]	2.3	2.4	2.3	2.3	2.3	2.3	2.4	2.4	2.3
Avg. Stride Length [m]	6.2	7.4	7.3	7.2	7.1	7.1	7.1	6.9	6.6



- [] Ranking at each section and finish
- .-.- No data available at this section
- NA No data available



Eagle Farm QLD Professional

Race 2: MOUNT FRANKLIN BENCHMARK 78 Handicap - 2400m

27 April 2024 - 12:14



BRISBANE
RACING CLUB

Track Rating: Soft 5, Weather: Fine, Rail Position: +3m

Section		Overall	2200m	2000m	1800m	1600m	1400m	1200m	Last 600m				
Field Times		2:34.15 (0:14.90)	2:19.25 (0:12.62)	2:06.63 (0:12.69)	1:53.94 (0:13.28)	1:40.66 (0:13.36)	1:27.30 (0:13.30)	1:14.00 (0:13.42)	0:35.11				
Rank	TAB Horse/Jockey	Barrier	Top Speed [km/h]	Fastest Section	Distance Travelled [m]								
1	1 TAPILDOODLEDO Justin Huxtable	3	65.9 400m	0:11.21 400m	2:34.15 [1] (0:15.33)	2:18.82 [5] (0:12.55)	2:06.27 [5] (0:12.86)	1:53.41 [4] (0:13.22)	1:40.19 [4] (0:13.26)	1:26.93 [3] (0:13.25)	1:13.68 [3] (0:13.43)	0:34.61	
2	7 BAK DA MAN Robbie Dolan	9	66.1 400m	0:11.10 400m	2:34.33 [2] (0:15.59)	2:18.74 [7] (0:12.51)	2:06.23 [7] (0:13.05)	1:53.18 [8] (0:13.30)	1:39.88 [8] (0:13.19)	1:26.69 [8] (0:13.29)	1:13.40 [8] (0:13.29)	0:34.83	+10
3	10 SHEZADANDI Bailey Wheeler	2	66.4 600m	0:11.28 400m	2:34.47 [3] (0:15.19)	2:19.28 [3] (0:12.63)	2:06.65 [4] (0:12.98)	1:53.67 [5] (0:13.36)	1:40.31 [5] (0:13.25)	1:27.06 [7] (0:13.34)	1:13.72 [7] (0:13.45)	0:34.75	+8
4	3 HELEVA DEEL Jake Molloy	8	65.3 400m	0:11.24 400m	2:34.52 [4] (0:15.59)	2:18.93 [8] (0:12.77)	2:06.16 [9] (0:13.08)	1:53.08 [9] (0:13.31)	1:39.77 [9] (0:12.98)	1:26.79 [9] (0:13.30)	1:13.49 [9] (0:13.40)	0:34.72	+2
5	9 PORT MOURANT Jim Byrne	10	64.0 400m	0:11.41 400m	2:34.80 [5] (0:15.61)	2:19.19 [9] (0:12.50)	2:06.69 [8] (0:12.89)	1:53.80 [6] (0:13.22)	1:40.58 [6] (0:13.13)	1:27.45 [6] (0:13.18)	1:14.27 [4] (0:13.42)	0:35.28	-2
6	5 HADOUKEN Jag Guthmann-Chester	1	63.8 600m	0:11.58 400m	2:34.84 [6] (0:14.90)	2:19.94 [1] (0:12.62)	2:07.32 [1] (0:12.70)	1:54.62 [2] (0:13.27)	1:41.35 [1] (0:13.37)	1:27.98 [2] (0:13.29)	1:14.69 [1] (0:13.45)	0:35.59	-5
7	4 A DEEL OF HUMOUR Anthony Allen	6	65.2 400m	0:11.41 400m	2:34.96 [7] (0:15.00)	2:19.96 [2] (0:12.64)	2:07.32 [3] (0:12.94)	1:54.38 [3] (0:13.36)	1:41.02 [3] (0:13.32)	1:27.70 [4] (0:13.29)	1:14.41 [6] (0:13.30)	0:35.49	+11
8	2 CLYDE Dan McGillivray	4	62.7 400m	0:11.67 400m	2:35.12 [8] (0:15.26)	2:19.86 [4] (0:12.28)	2:07.58 [2] (0:12.67)	1:54.91 [1] (0:13.29)	1:41.62 [2] (0:13.35)	1:28.27 [1] (0:13.38)	1:14.89 [2] (0:13.34)	0:36.08	+4
9	8 IRIDESSA Trudy Thornton	7	60.6 400m	0:12.11 400m	2:36.60 [9] (0:15.41)	2:21.19 [6] (0:12.67)	2:08.52 [6] (0:12.97)	1:55.55 [7] (0:13.26)	1:42.29 [7] (0:13.02)	1:29.27 [5] (0:13.21)	1:16.06 [5] (0:13.31)	0:37.25	+6

Scratched: Vaguer (#6)



Eagle Farm QLD Professional

Race 2: MOUNT FRANKLIN BENCHMARK 78 Handicap - 2400m

27 April 2024 - 12:14



BRISBANE
RACING CLUB

Track Rating: Soft 5, Weather: Fine, Rail Position: +3m

Section		Field Times					Last 600m					
		1000m	800m	600m	400m	200m						
		1:00.58 (0:13.07)	0:47.51 (0:12.40)	0:35.11 (0:11.73)	0:23.38 (0:11.49)	0:11.89 (0:11.89)	0:35.11					
Rank	TAB Horse/Jockey	Barrier	Top Speed [km/h]	Fastest Section	Margin					Distance Travelled [m]		
1	1 TAPILDOODLEDO Justin Huxtable	3	65.9 400m	0:11.21 400m	1:00.25 [5] (0:13.18)	0:47.07 [4] (0:12.46)	0:34.61 [7] (0:11.59)	0:23.02 [4] (0:11.21)	0:11.81 [2] (0:11.81)	2:34.15	0:34.61	
2	7 BAK DA MAN Robbie Dolan	9	66.1 400m	0:11.10 400m	1:00.11 [8] (0:13.01)	0:47.10 [7] (0:12.27)	0:34.83 [5] (0:11.66)	0:23.17 [6] (0:11.10)	0:12.07 [1] (0:12.07)	0.18L	0:34.83	+10
3	10 SHEZADANDI Bailey Wheeler	2	66.4 600m	0:11.28 400m	1:00.27 [7] (0:13.17)	0:47.10 [8] (0:12.35)	0:34.75 [8] (0:11.41)	0:23.34 [5] (0:11.28)	0:12.06 [3] (0:12.06)	0.14L	0:34.75	+8
4	3 HELEVA DEEL Jake Molloy	8	65.3 400m	0:11.24 400m	1:00.09 [9] (0:13.12)	0:46.97 [9] (0:12.25)	0:34.72 [9] (0:11.62)	0:23.10 [8] (0:11.24)	0:11.86 [8] (0:11.86)	0.05L	0:34.72	+2
5	9 PORT MOURANT Jim Byrne	10	64.0 400m	0:11.41 400m	1:00.85 [6] (0:13.25)	0:47.60 [6] (0:12.32)	0:35.28 [6] (0:11.51)	0:23.77 [3] (0:11.41)	0:12.36 [4] (0:12.36)	0.28L	0:35.28	-2
6	5 HADOUKEN Jag Guthmann-Chester	1	63.8 600m	0:11.58 400m	1:01.24 [2] (0:13.21)	0:48.03 [2] (0:12.44)	0:35.59 [2] (0:11.67)	0:23.92 [2] (0:11.58)	0:12.34 [6] (0:12.34)	0.04L	0:35.59	-5
7	4 A DEEL OF HUMOUR Anthony Allen	6	65.2 400m	0:11.41 400m	1:01.11 [3] (0:13.35)	0:47.76 [5] (0:12.27)	0:35.49 [4] (0:11.75)	0:23.74 [7] (0:11.41)	0:12.33 [7] (0:12.33)	0.12L	0:35.49	+11
8	2 CLYDE Dan McGillivray	4	62.7 400m	0:11.67 400m	1:01.55 [1] (0:13.07)	0:48.48 [1] (0:12.40)	0:36.08 [1] (0:11.73)	0:24.35 [1] (0:11.67)	0:12.68 [5] (0:12.68)	0.16L	0:36.08	+4
9	8 IRIDESSA Trudy Thornton	7	60.6 400m	0:12.11 400m	1:02.75 [3] (0:13.09)	0:49.66 [3] (0:12.41)	0:37.25 [3] (0:12.15)	0:25.10 [9] (0:12.11)	0:12.99 [9] (0:12.99)	1.48L	0:37.25	+6

Scratched: Vaguer (#6)

[] Ranking at each section and finish
 -:-:- No data available at this section
 NA No data available

SCN Saddle cloth number
 DNF Did not finish
 DNT Did not track



Horse/Jockey Name	Tapildoodleo
Final Rank	1
Fastest Section Time (Section)	0:11.21 (400m)
Top Speed [km/h] (Section)	65.9 (400m)
Race State	Finished



Eagle Farm QLD Professional

Race 2: MOUNT FRANKLIN BENCHMARK 78 Handicap - 2400m

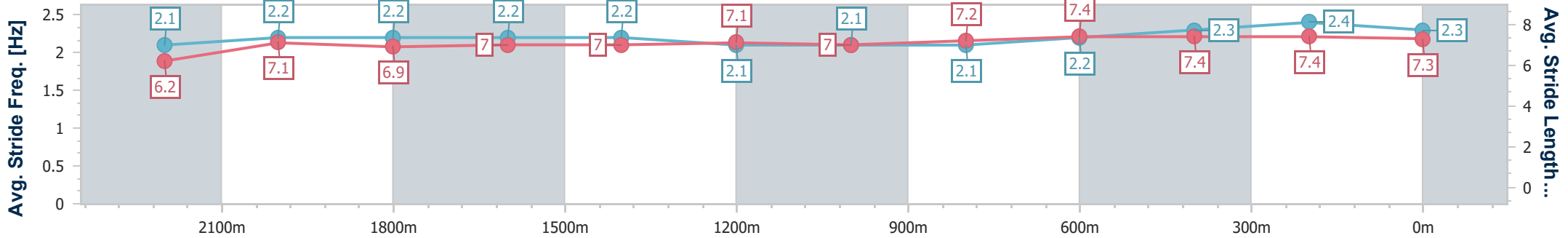
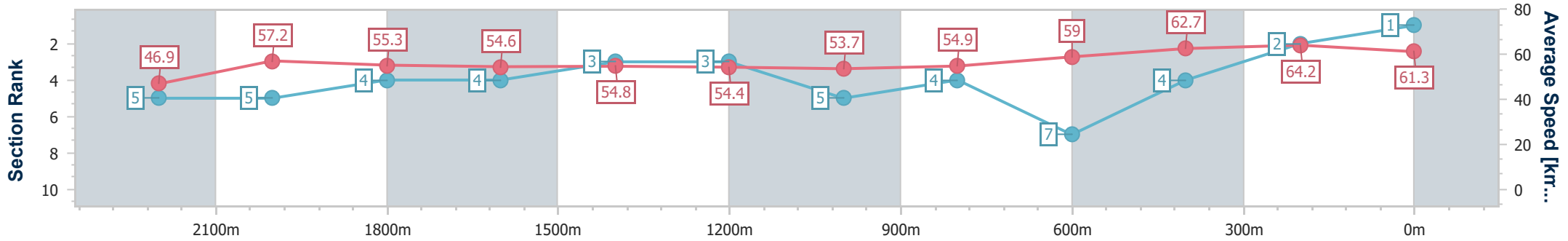
27 April 2024 - 12:14

Track Rating: Soft 5, Weather: Fine, Rail Position: +3m



BRISBANE RACING CLUB

Section	Overall	2200m	2000m	1800m	1600m	1400m	1200m	1000m	800m	600m	400m	200m
Section Times	2:34.15 [1] (0:15.33)	2:18.82 [5] (0:12.55)	2:06.27 [5] (0:12.86)	1:53.41 [4] (0:13.22)	1:40.19 [4] (0:13.26)	1:26.93 [3] (0:13.25)	1:13.68 [3] (0:13.43)	1:00.25 [5] (0:13.18)	0:47.07 [4] (0:12.46)	0:34.61 [7] (0:11.59)	0:23.02 [4] (0:11.21)	0:11.81 [2] (0:11.81)
Average Speed [km/h]	46.9	57.2	55.3	54.6	54.8	54.4	53.7	54.9	59.0	62.7	64.2	61.3
Top Speed [km/h]	57.7	58.0	55.9	55.4	55.6	55.0	54.9	57.4	61.2	64.6	65.9	64.6
Avg. Dist. to Rail [m]	2.0	2.9	2.7	0.9	2.6	2.1	0.9	1.7	3.8	2.4	4.2	9.2
Avg. Stride Freq. [Hz]	2.1	2.2	2.2	2.2	2.2	2.1	2.1	2.1	2.2	2.3	2.4	2.3
Avg. Stride Length [m]	6.2	7.1	6.9	7.0	7.0	7.1	7.0	7.2	7.4	7.4	7.4	7.3



- [] Ranking at each section and finish
- .-.- No data available at this section
- NA No data available



Horse/Jockey Name	Bak Da Man
Final Rank	2
Fastest Section Time (Section)	0:11.10 (400m)
Top Speed [km/h] (Section)	66.1 (400m)
Race State	Finished



Eagle Farm QLD Professional

Race 2: MOUNT FRANKLIN BENCHMARK 78 Handicap - 2400m

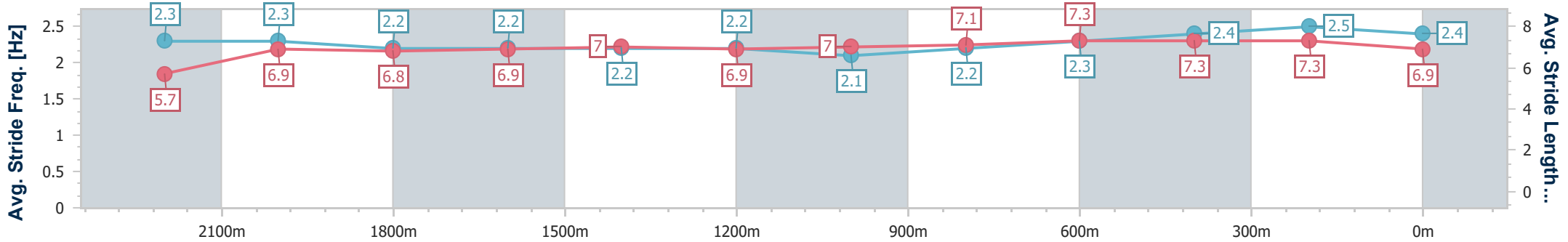
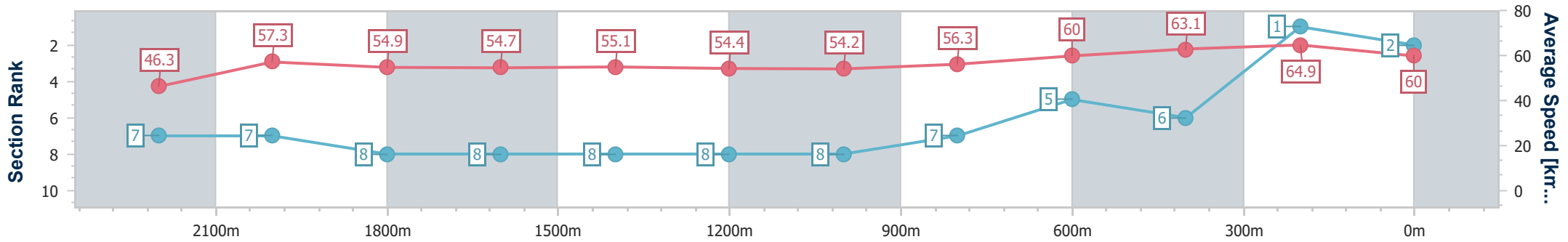
27 April 2024 - 12:14

Track Rating: Soft 5, Weather: Fine, Rail Position: +3m



BRISBANE RACING CLUB

Section	Overall	2200m	2000m	1800m	1600m	1400m	1200m	1000m	800m	600m	400m	200m
Section Times	2:34.33 [2] (0:15.59)	2:18.74 [7] (0:12.51)	2:06.23 [7] (0:13.05)	1:53.18 [8] (0:13.30)	1:39.88 [8] (0:13.19)	1:26.69 [8] (0:13.29)	1:13.40 [8] (0:13.29)	1:00.11 [8] (0:13.01)	0:47.10 [7] (0:12.27)	0:34.83 [5] (0:11.66)	0:23.17 [6] (0:11.10)	0:12.07 [1] (0:12.07)
Average Speed [km/h]	46.3	57.3	54.9	54.7	55.1	54.4	54.2	56.3	60.0	63.1	64.9	60.0
Top Speed [km/h]	58.1	58.0	55.9	55.6	56.5	56.0	54.6	58.4	61.4	64.8	66.1	62.9
Avg. Dist. to Rail [m]	3.5	1.0	1.1	1.6	2.7	3.0	3.5	3.7	4.5	4.6	6.6	10.0
Avg. Stride Freq. [Hz]	2.3	2.3	2.2	2.2	2.2	2.2	2.1	2.2	2.3	2.4	2.5	2.4
Avg. Stride Length [m]	5.7	6.9	6.8	6.9	7.0	6.9	7.0	7.1	7.3	7.3	7.3	6.9



- [] Ranking at each section and finish
- .-.- No data available at this section
- NA No data available



Horse/Jockey Name	Shezadandi
Final Rank	3
Fastest Section Time (Section)	0:11.28 (400m)
Top Speed [km/h] (Section)	66.4 (600m)
Race State	Finished



Eagle Farm QLD Professional

Race 2: MOUNT FRANKLIN BENCHMARK 78 Handicap - 2400m

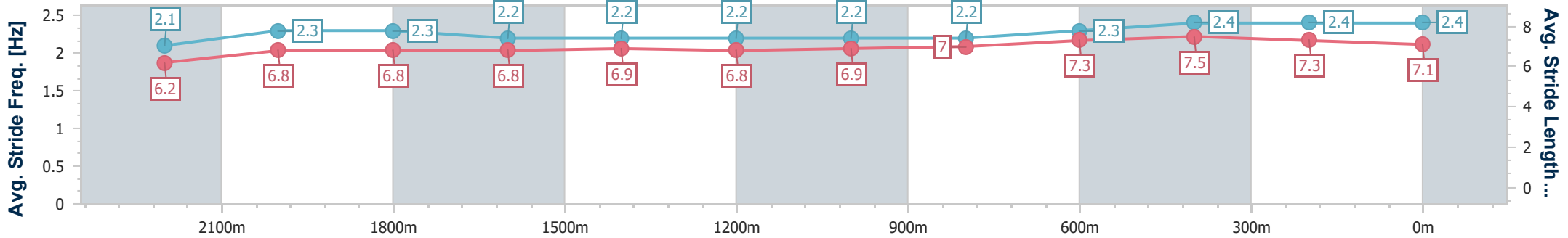
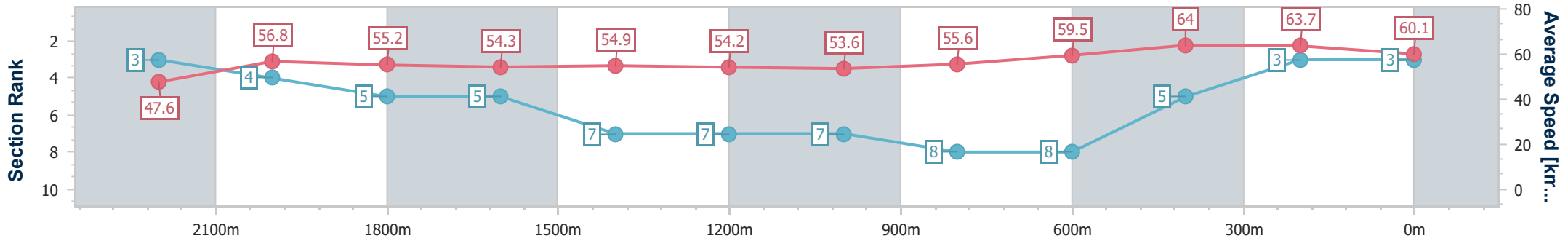
27 April 2024 - 12:14

Track Rating: Soft 5, Weather: Fine, Rail Position: +3m



BRISBANE RACING CLUB

Section	Overall	2200m	2000m	1800m	1600m	1400m	1200m	1000m	800m	600m	400m	200m
Section Times	2:34.47 [3] (0:15.19)	2:19.28 [3] (0:12.63)	2:06.65 [4] (0:12.98)	1:53.67 [5] (0:13.36)	1:40.31 [5] (0:13.25)	1:27.06 [7] (0:13.34)	1:13.72 [7] (0:13.45)	1:00.27 [7] (0:13.17)	0:47.10 [8] (0:12.35)	0:34.75 [8] (0:11.41)	0:23.34 [5] (0:11.28)	0:12.06 [3] (0:12.06)
Average Speed [km/h]	47.6	56.8	55.2	54.3	54.9	54.2	53.6	55.6	59.5	64.0	63.7	60.1
Top Speed [km/h]	55.6	58.0	55.7	55.6	56.5	55.8	54.7	59.6	60.9	66.4	64.7	62.8
Avg. Dist. to Rail [m]	1.0	1.4	1.1	1.7	3.3	3.7	4.0	3.9	4.3	2.4	3.6	5.7
Avg. Stride Freq. [Hz]	2.1	2.3	2.3	2.2	2.2	2.2	2.2	2.2	2.3	2.4	2.4	2.4
Avg. Stride Length [m]	6.2	6.8	6.8	6.8	6.9	6.8	6.9	7.0	7.3	7.5	7.3	7.1



- [] Ranking at each section and finish
- .-.- No data available at this section
- NA No data available



Horse/Jockey Name	Heleva Deel
Final Rank	4
Fastest Section Time (Section)	0:11.24 (400m)
Top Speed [km/h] (Section)	65.3 (400m)
Race State	Finished



Eagle Farm QLD Professional

Race 2: MOUNT FRANKLIN BENCHMARK 78 Handicap - 2400m

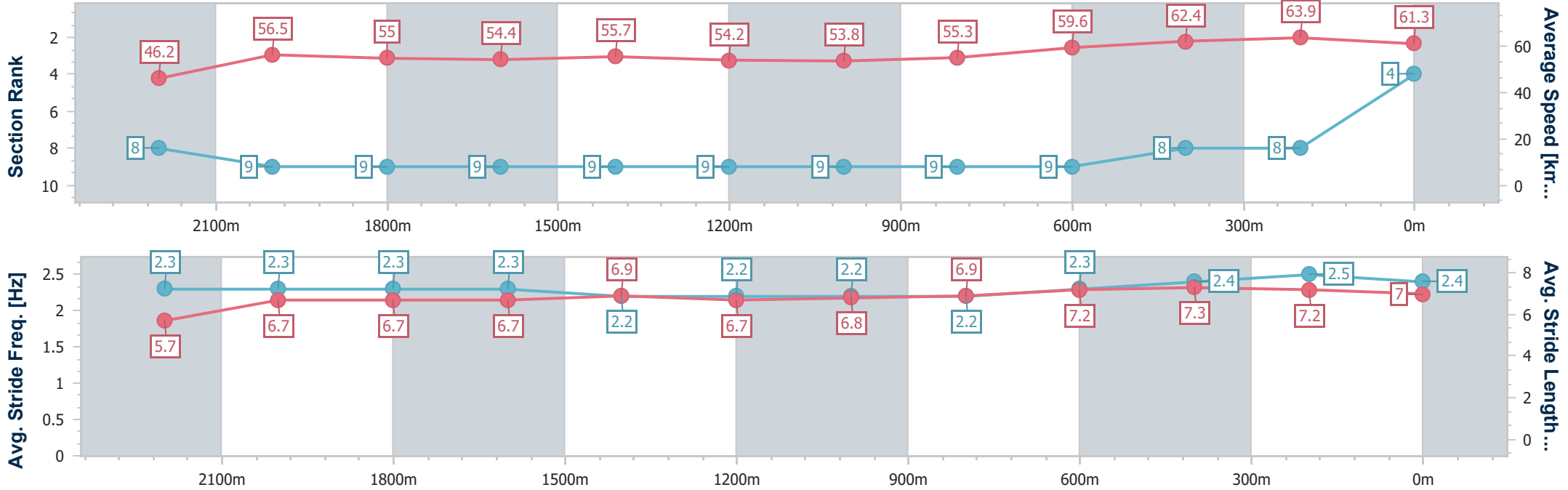
27 April 2024 - 12:14

Track Rating: Soft 5, Weather: Fine, Rail Position: +3m



BRISBANE RACING CLUB

Section	Overall	2200m	2000m	1800m	1600m	1400m	1200m	1000m	800m	600m	400m	200m
Section Times	2:34.52 [4] (0:15.59)	2:18.93 [8] (0:12.77)	2:06.16 [9] (0:13.08)	1:53.08 [9] (0:13.31)	1:39.77 [9] (0:12.98)	1:26.79 [9] (0:13.30)	1:13.49 [9] (0:13.40)	1:00.09 [9] (0:13.12)	0:46.97 [9] (0:12.25)	0:34.72 [9] (0:11.62)	0:23.10 [8] (0:11.24)	0:11.86 [8] (0:11.86)
Average Speed [km/h]	46.2	56.5	55.0	54.4	55.7	54.2	53.8	55.3	59.6	62.4	63.9	61.3
Top Speed [km/h]	56.1	57.8	56.0	55.6	56.8	56.1	54.6	58.6	61.0	63.5	65.3	63.4
Avg. Dist. to Rail [m]	3.2	0.2	0.8	1.3	1.0	1.1	1.8	1.8	2.7	1.1	4.0	10.2
Avg. Stride Freq. [Hz]	2.3	2.3	2.3	2.3	2.2	2.2	2.2	2.2	2.3	2.4	2.5	2.4
Avg. Stride Length [m]	5.7	6.7	6.7	6.7	6.9	6.7	6.8	6.9	7.2	7.3	7.2	7.0



- [] Ranking at each section and finish
- .-.- No data available at this section
- NA No data available



Horse/Jockey Name	Port Mourant
Final Rank	5
Fastest Section Time (Section)	0:11.41 (400m)
Top Speed [km/h] (Section)	64.0 (400m)
Race State	Finished



Eagle Farm QLD Professional

Race 2: MOUNT FRANKLIN BENCHMARK 78 Handicap - 2400m

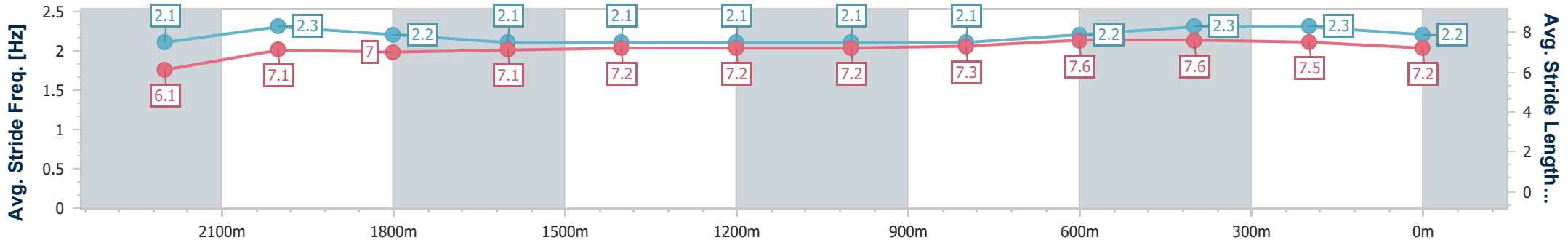
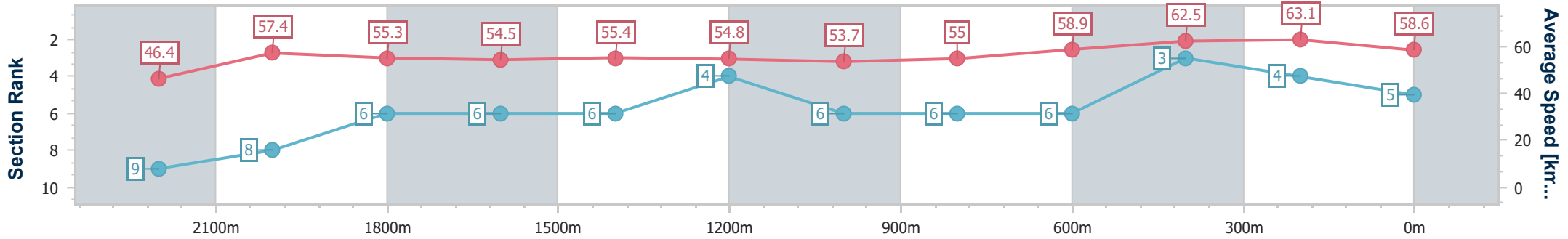
27 April 2024 - 12:14

Track Rating: Soft 5, Weather: Fine, Rail Position: +3m



BRISBANE RACING CLUB

Section	Overall	2200m	2000m	1800m	1600m	1400m	1200m	1000m	800m	600m	400m	200m
Section Times	2:34.80 [5] (0:15.61)	2:19.19 [9] (0:12.50)	2:06.69 [8] (0:12.89)	1:53.80 [6] (0:13.22)	1:40.58 [6] (0:13.13)	1:27.45 [6] (0:13.18)	1:14.27 [4] (0:13.42)	1:00.85 [6] (0:13.25)	0:47.60 [6] (0:12.32)	0:35.28 [6] (0:11.51)	0:23.77 [3] (0:11.41)	0:12.36 [4] (0:12.36)
Average Speed [km/h]	46.4	57.4	55.3	54.5	55.4	54.8	53.7	55.0	58.9	62.5	63.1	58.6
Top Speed [km/h]	57.4	58.3	56.1	54.9	55.9	55.5	54.1	57.8	59.2	63.9	64.0	61.8
Avg. Dist. to Rail [m]	3.8	1.7	1.7	0.5	2.1	2.3	2.7	2.7	1.5	0.4	0.4	1.1
Avg. Stride Freq. [Hz]	2.1	2.3	2.2	2.1	2.1	2.1	2.1	2.1	2.2	2.3	2.3	2.2
Avg. Stride Length [m]	6.1	7.1	7.0	7.1	7.2	7.2	7.2	7.3	7.6	7.6	7.5	7.2



- [] Ranking at each section and finish
- .-.- No data available at this section
- NA No data available



Horse/Jockey Name	Hadouken
Final Rank	6
Fastest Section Time (Section)	0:11.58 (400m)
Top Speed [km/h] (Section)	63.8 (600m)
Race State	Finished



Eagle Farm QLD Professional

Race 2: MOUNT FRANKLIN BENCHMARK 78 Handicap - 2400m

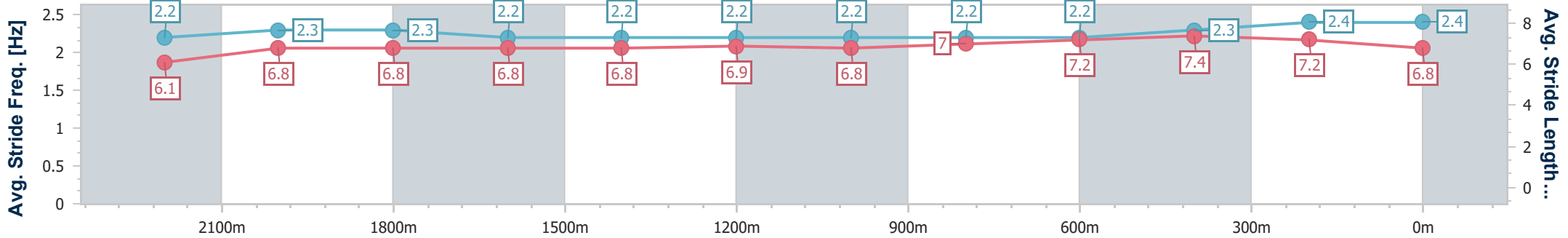
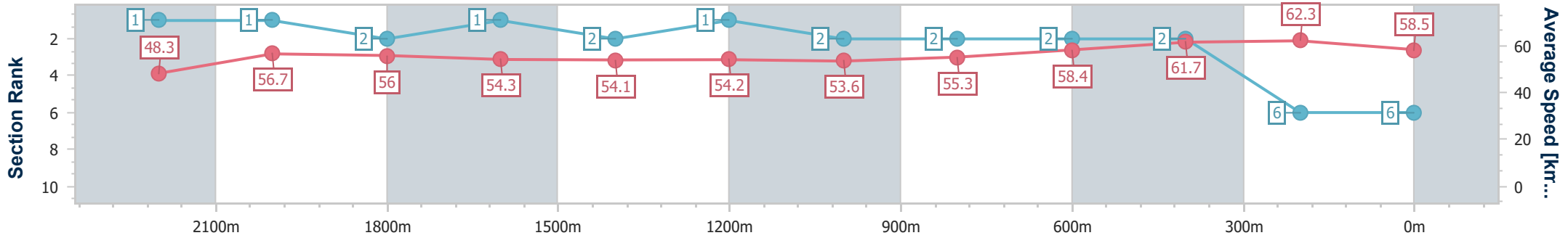
27 April 2024 - 12:14

Track Rating: Soft 5, Weather: Fine, Rail Position: +3m



BRISBANE RACING CLUB

Section	Overall	2200m	2000m	1800m	1600m	1400m	1200m	1000m	800m	600m	400m	200m
Section Times	2:34.84 [6] (0:14.90)	2:19.94 [1] (0:12.62)	2:07.32 [1] (0:12.70)	1:54.62 [2] (0:13.27)	1:41.35 [1] (0:13.37)	1:27.98 [2] (0:13.29)	1:14.69 [1] (0:13.45)	1:01.24 [2] (0:13.21)	0:48.03 [2] (0:12.44)	0:35.59 [2] (0:11.67)	0:23.92 [2] (0:11.58)	0:12.34 [6] (0:12.34)
Average Speed [km/h]	48.3	56.7	56.0	54.3	54.1	54.2	53.6	55.3	58.4	61.7	62.3	58.5
Top Speed [km/h]	57.7	58.0	57.2	55.3	54.8	54.9	53.9	57.6	60.5	63.8	63.8	62.2
Avg. Dist. to Rail [m]	1.8	2.8	3.1	0.7	1.5	0.7	1.9	2.3	1.7	0.5	2.6	5.3
Avg. Stride Freq. [Hz]	2.2	2.3	2.3	2.2	2.2	2.2	2.2	2.2	2.2	2.3	2.4	2.4
Avg. Stride Length [m]	6.1	6.8	6.8	6.8	6.8	6.9	6.8	7.0	7.2	7.4	7.2	6.8



- [] Ranking at each section and finish
- .-.- No data available at this section
- NA No data available



Horse/Jockey Name	A Deel Of Humour
Final Rank	7
Fastest Section Time (Section)	0:11.41 (400m)
Top Speed [km/h] (Section)	65.2 (400m)
Race State	Finished



Eagle Farm QLD Professional

Race 2: MOUNT FRANKLIN BENCHMARK 78 Handicap - 2400m

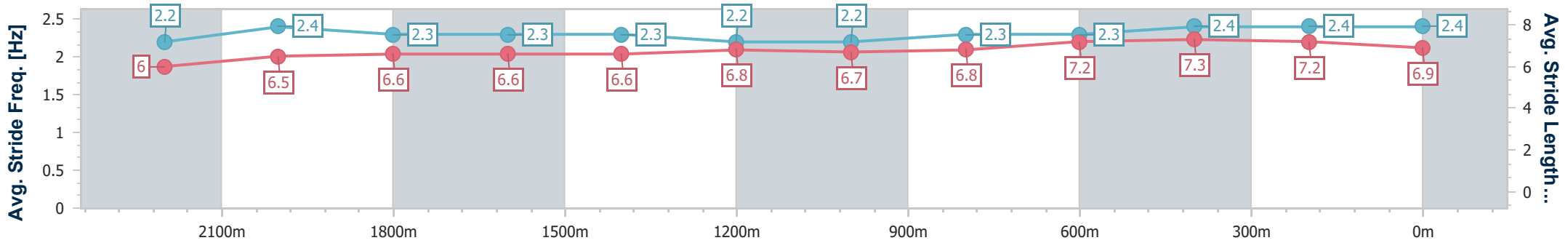
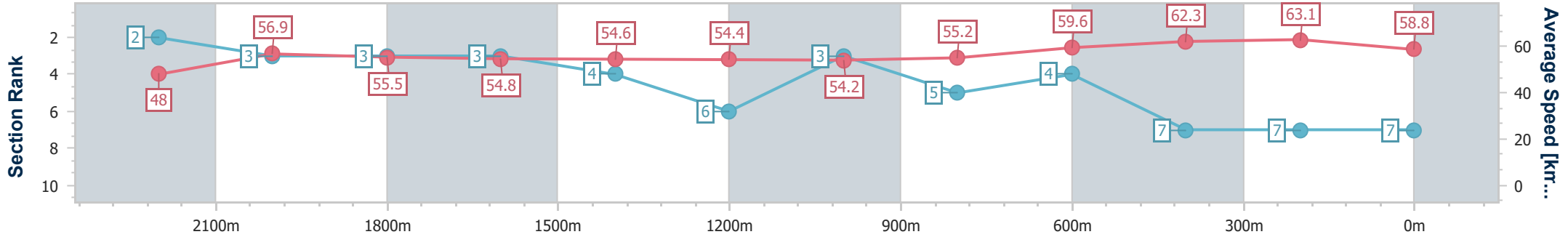
27 April 2024 - 12:14

Track Rating: Soft 5, Weather: Fine, Rail Position: +3m



BRISBANE RACING CLUB

Section	Overall	2200m	2000m	1800m	1600m	1400m	1200m	1000m	800m	600m	400m	200m
Section Times	2:34.96 [7] (0:15.00)	2:19.96 [2] (0:12.64)	2:07.32 [3] (0:12.94)	1:54.38 [3] (0:13.36)	1:41.02 [3] (0:13.32)	1:27.70 [4] (0:13.29)	1:14.41 [6] (0:13.30)	1:01.11 [3] (0:13.35)	0:47.76 [5] (0:12.27)	0:35.49 [4] (0:11.75)	0:23.74 [7] (0:11.41)	0:12.33 [7] (0:12.33)
Average Speed [km/h]	48.0	56.9	55.5	54.8	54.6	54.4	54.2	55.2	59.6	62.3	63.1	58.8
Top Speed [km/h]	57.5	58.3	57.1	55.4	55.7	55.3	55.4	58.0	60.4	63.5	65.2	62.1
Avg. Dist. to Rail [m]	1.8	0.9	1.5	2.9	3.4	3.8	4.6	4.7	3.3	3.7	6.5	9.0
Avg. Stride Freq. [Hz]	2.2	2.4	2.3	2.3	2.3	2.2	2.2	2.3	2.3	2.4	2.4	2.4
Avg. Stride Length [m]	6.0	6.5	6.6	6.6	6.6	6.8	6.7	6.8	7.2	7.3	7.2	6.9



- [] Ranking at each section and finish
- .-.- No data available at this section
- NA No data available



Horse/Jockey Name	Clyde
Final Rank	8
Fastest Section Time (Section)	0:11.67 (400m)
Top Speed [km/h] (Section)	62.7 (400m)
Race State	Finished



Eagle Farm QLD Professional

Race 2: MOUNT FRANKLIN BENCHMARK 78 Handicap - 2400m

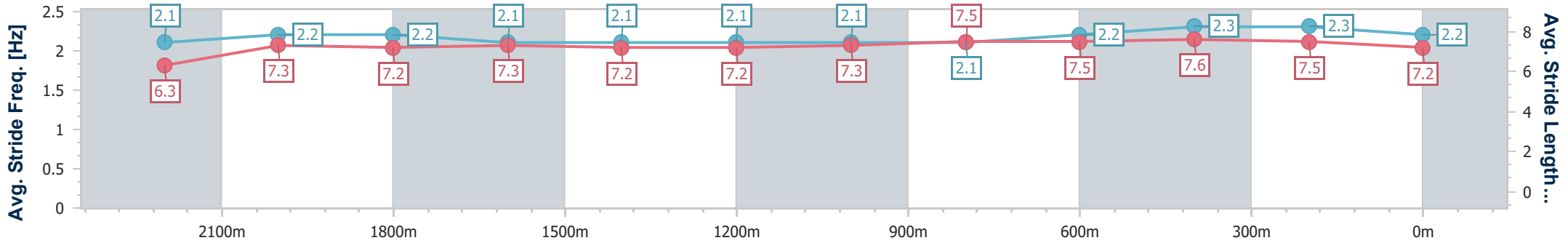
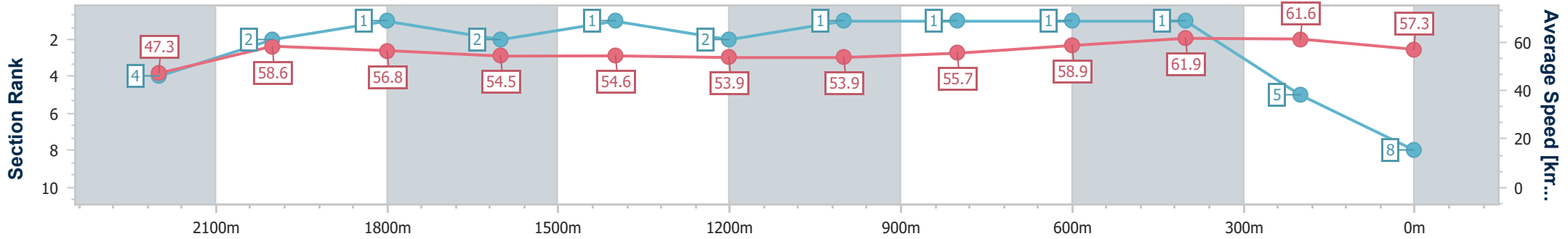
27 April 2024 - 12:14

Track Rating: Soft 5, Weather: Fine, Rail Position: +3m



BRISBANE RACING CLUB

Section	Overall	2200m	2000m	1800m	1600m	1400m	1200m	1000m	800m	600m	400m	200m
Section Times	2:35.12 [8] (0:15.26)	2:19.86 [4] (0:12.28)	2:07.58 [2] (0:12.67)	1:54.91 [1] (0:13.29)	1:41.62 [2] (0:13.35)	1:28.27 [1] (0:13.38)	1:14.89 [2] (0:13.34)	1:01.55 [1] (0:13.07)	0:48.48 [1] (0:12.40)	0:36.08 [1] (0:11.73)	0:24.35 [1] (0:11.67)	0:12.68 [5] (0:12.68)
Average Speed [km/h]	47.3	58.6	56.8	54.5	54.6	53.9	53.9	55.7	58.9	61.9	61.6	57.3
Top Speed [km/h]	57.2	59.8	59.1	55.3	55.2	54.3	54.5	58.2	60.9	62.7	62.7	59.6
Avg. Dist. to Rail [m]	2.5	0.5	0.6	1.6	2.8	2.3	2.2	2.2	2.7	1.8	3.2	4.7
Avg. Stride Freq. [Hz]	2.1	2.2	2.2	2.1	2.1	2.1	2.1	2.1	2.2	2.3	2.3	2.2
Avg. Stride Length [m]	6.3	7.3	7.2	7.3	7.2	7.2	7.3	7.5	7.5	7.6	7.5	7.2



- [] Ranking at each section and finish
- .-.- No data available at this section
- NA No data available



Horse/Jockey Name	Iridessa
Final Rank	9
Fastest Section Time (Section)	0:12.11 (400m)
Top Speed [km/h] (Section)	60.6 (400m)
Race State	Finished



Eagle Farm QLD Professional

Race 2: MOUNT FRANKLIN BENCHMARK 78 Handicap - 2400m

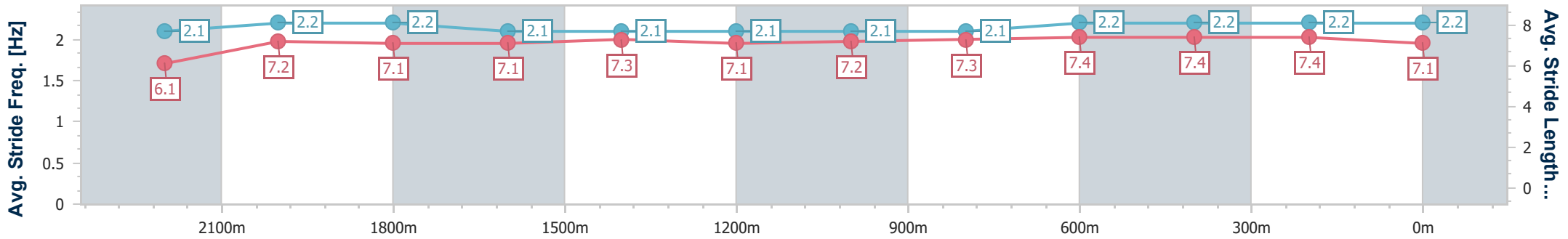
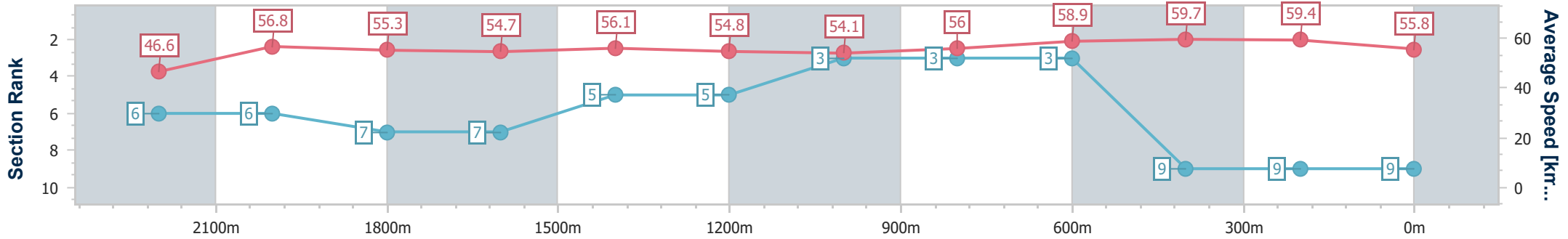
27 April 2024 - 12:14

Track Rating: Soft 5, Weather: Fine, Rail Position: +3m



BRISBANE RACING CLUB

Section	Overall	2200m	2000m	1800m	1600m	1400m	1200m	1000m	800m	600m	400m	200m
Section Times	2:36.60 [9] (0:15.41)	2:21.19 [6] (0:12.67)	2:08.52 [6] (0:12.97)	1:55.55 [7] (0:13.26)	1:42.29 [7] (0:13.02)	1:29.27 [5] (0:13.21)	1:16.06 [5] (0:13.31)	1:02.75 [3] (0:13.09)	0:49.66 [3] (0:12.41)	0:37.25 [3] (0:12.15)	0:25.10 [9] (0:12.11)	0:12.99 [9] (0:12.99)
Average Speed [km/h]	46.6	56.8	55.3	54.7	56.1	54.8	54.1	56.0	58.9	59.7	59.4	55.8
Top Speed [km/h]	56.0	57.7	56.2	56.1	56.9	55.3	54.7	58.1	59.4	60.4	60.6	58.8
Avg. Dist. to Rail [m]	2.8	0.5	1.0	1.7	3.8	3.9	4.3	3.7	3.0	1.7	0.4	0.7
Avg. Stride Freq. [Hz]	2.1	2.2	2.2	2.1	2.1	2.1	2.1	2.1	2.2	2.2	2.2	2.2
Avg. Stride Length [m]	6.1	7.2	7.1	7.1	7.3	7.1	7.2	7.3	7.4	7.4	7.4	7.1



- [] Ranking at each section and finish
- .-.- No data available at this section
- NA No data available



Eagle Farm QLD Professional
Race 3: STRADBROKE SEASON BOOK NOW QTIS Two-Year-Old
Handicap - 1200m
27 April 2024 - 12:48



BRISBANE
RACING CLUB

Track Rating: Soft 5, Weather: Fine, Rail Position: +3m

Section		Overall	1000m	800m	600m	400m	200m	Last 600m					
Field Times		1:11.72 (0:13.28)	0:58.44 (0:11.11)	0:47.33 (0:11.60)	0:35.73 (0:11.94)	0:23.79 (0:11.54)	0:12.25 (0:12.25)	0:35.73					
Rank	TAB Horse/Jockey	Barrier	Top Speed [km/h]	Fastest Section	Margin	Distance Travelled [m]							
1	12 JEMOMA ALPILAGE Vlad Duric	3	66.2 800m	0:11.31 400m	1:11.72 [1] (0:13.68)	0:58.04 [6] (0:11.42)	0:46.62 [6] (0:11.50)	0:35.12 [6] (0:11.78)	0:23.34 [5] (0:11.31)	0:12.03 [4] (0:12.03)	1:11.72	0:35.12	
2	3 ALPHA BRAVO Cejay Graham	12	67.5 Overall	0:11.28 1000m	1:11.95 [2] (0:13.28)	0:58.67 [1] (0:11.28)	0:47.39 [2] (0:11.52)	0:35.87 [2] (0:11.85)	0:24.02 [1] (0:11.62)	0:12.40 [2] (0:12.40)	0.23L	0:35.87	-5
3	1 SUPERALLOY Angela Jones	13	68.0 1000m	0:11.36 1000m	1:12.11 [3] (0:13.41)	0:58.70 [3] (0:11.36)	0:47.34 [4] (0:11.68)	0:35.66 [4] (0:11.80)	0:23.86 [4] (0:11.39)	0:12.47 [3] (0:12.47)	0.16L	0:35.66	+6
4	4 OVERFULL Jag Guthmann-Chester	2	65.6 Overall	0:11.16 1000m	1:12.15 [4] (0:13.58)	0:58.57 [4] (0:11.16)	0:47.41 [3] (0:11.58)	0:35.83 [3] (0:11.76)	0:24.07 [3] (0:11.39)	0:12.68 [1] (0:12.68)	0.04L	0:35.83	-7
5	8 KALUAKOI Martin Harley	14	66.1 800m	0:11.18 800m	1:12.31 [5] (0:14.49)	0:57.82 [12] (0:11.50)	0:46.32 [12] (0:11.18)	0:35.14 [11] (0:11.50)	0:23.64 [9] (0:11.32)	0:12.32 [6] (0:12.32)	0.16L	0:35.14	-4
6	5 BRUTAL BOWLER Andrew Mallyon	10	65.4 400m	0:11.29 400m	1:12.42 [6] (0:14.06)	0:58.36 [9] (0:11.58)	0:46.78 [10] (0:11.36)	0:35.42 [9] (0:12.04)	0:23.38 [10] (0:11.29)	0:12.09 [10] (0:12.09)	0.11L	0:35.42	+2
7	6 I'M ZAC Kirk Matheson	11	64.8 400m	0:11.31 400m	1:12.52 [7] (0:14.29)	0:58.23 [11] (0:11.63)	0:46.60 [11] (0:11.48)	0:35.12 [12] (0:11.78)	0:23.34 [12] (0:11.31)	0:12.03 [11] (0:12.03)	0.1L	0:35.12	-3
8	9 MISHANI FIRE James Orman	8	67.9 Overall	0:11.10 1000m	1:12.56 [8] (0:13.29)	0:59.27 [2] (0:11.10)	0:48.17 [1] (0:11.60)	0:36.57 [1] (0:11.97)	0:24.60 [2] (0:11.77)	0:12.83 [5] (0:12.83)	0.04L	0:36.57	-5
9	2 HAMILTON BROWN Robbie Dolan	6	66.4 Overall	0:11.45 1000m	1:12.61 [9] (0:13.77)	0:58.84 [7] (0:11.45)	0:47.39 [7] (0:11.58)	0:35.81 [8] (0:11.75)	0:24.06 [8] (0:11.58)	0:12.48 [8] (0:12.48)	0.05L	0:35.81	+0
10	11 MYTHBUSTA Mark Du Plessis	1	64.8 800m	0:11.32 1000m	1:12.98 [10] (0:14.09)	0:58.89 [10] (0:11.32)	0:47.57 [8] (0:11.37)	0:36.20 [7] (0:11.71)	0:24.49 [7] (0:11.70)	0:12.79 [9] (0:12.79)	0.37L	0:36.20	-9

Scratched: Pareto (#7), Flame Tree Star (#10), Miss Trustful (#14)



Eagle Farm QLD Professional
Race 3: STRADBROKE SEASON BOOK NOW QTIS Two-Year-Old
Handicap - 1200m
27 April 2024 - 12:48



Track Rating: Soft 5, Weather: Fine, Rail Position: +3m

Section	Overall	1000m	800m	600m	400m	200m	Last 600m
Field Times	1:11.72 (0:13.28)	0:58.44 (0:11.11)	0:47.33 (0:11.60)	0:35.73 (0:11.94)	0:23.79 (0:11.54)	0:12.25 (0:12.25)	0:35.73

Rank	TAB	Horse/Jockey	Barrier	Top Speed [km/h]	Fastest Section	Overall	1000m	800m	600m	400m	200m	Margin	Distance Travelled [m]
11	13	JULIETA Samantha Collett	5	66.8	0:11.46	1:13.00 [11] (0:13.59)	0:59.41 [5] (0:11.46)	0:47.95 [5] (0:11.48)	0:36.47 [5] (0:11.85)	0:24.62 [5] (0:11.68)	0:12.94 [7] (0:12.94)	0.02L	0:36.47 -2
12	15	VALLEY OF OWLS Dale Smith	4	64.7	0:11.53	1:13.85 [12] (0:13.95)	0:59.90 [8] (0:11.53)	0:48.37 [9] (0:11.54)	0:36.83 [10] (0:12.10)	0:24.73 [11] (0:11.81)	0:12.92 [12] (0:12.92)	0.85L	0:36.83 +1

Scratched: Pareto (#7), Flame Tree Star (#10), Miss Trustful (#14)

- [] Ranking at each section and finish
- :--:- No data available at this section
- NA No data available
- SCN Saddle cloth number
- DNF Did not finish
- DNT Did not track



Horse/Jockey Name	Jemoma Alpilage
Final Rank	1
Fastest Section Time (Section)	0:11.31 (400m)
Top Speed [km/h] (Section)	66.2 (800m)
Race State	Finished

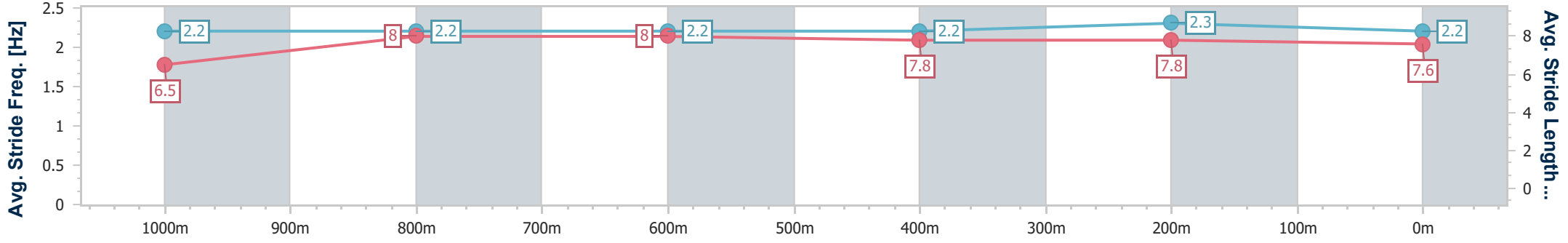
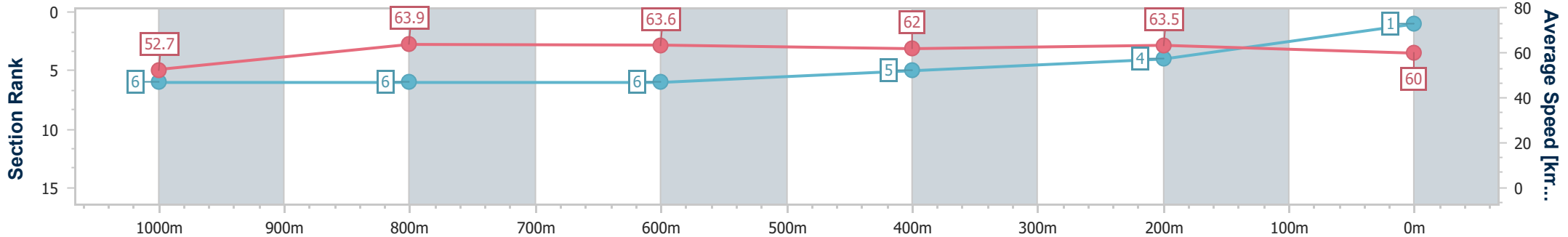


Eagle Farm QLD Professional
 Race 3: STRADBROKE SEASON BOOK NOW QTIS Two-Year-Old Handicap - 1200m
 27 April 2024 - 12:48
 Track Rating: Soft 5, Weather: Fine, Rail Position: +3m



BRISBANE RACING CLUB

Section	Overall	1000m	800m	600m	400m	200m
Section Times	1:11.72 [1] (0:13.68)	0:58.04 [6] (0:11.42)	0:46.62 [6] (0:11.50)	0:35.12 [6] (0:11.78)	0:23.34 [5] (0:11.31)	0:12.03 [4] (0:12.03)
Average Speed [km/h]	52.7	63.9	63.6	62.0	63.5	60.0
Top Speed [km/h]	65.6	66.1	66.2	63.2	64.4	62.1
Avg. Dist. to Rail [m]	1.9	3.0	3.5	2.5	7.3	8.2
Avg. Stride Freq. [Hz]	2.2	2.2	2.2	2.2	2.3	2.2
Avg. Stride Length [m]	6.5	8.0	8.0	7.8	7.8	7.6



- [] Ranking at each section and finish
- .-.- No data available at this section
- NA No data available



Horse/Jockey Name	Alpha Bravo
Final Rank	2
Fastest Section Time (Section)	0:11.28 (1000m)
Top Speed [km/h] (Section)	67.5 (Overall)
Race State	Finished

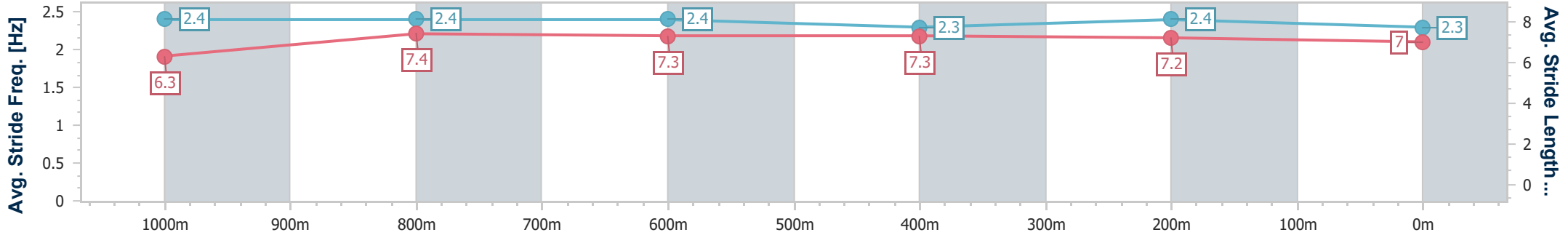
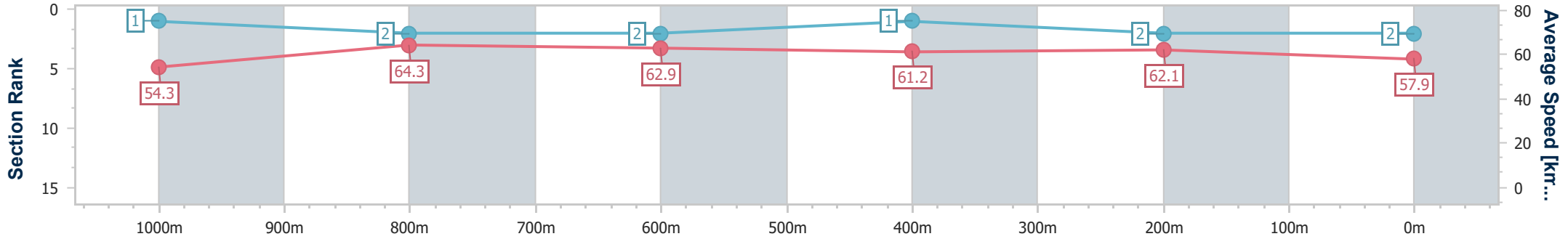


Eagle Farm QLD Professional
 Race 3: STRADBROKE SEASON BOOK NOW QTIS Two-Year-Old Handicap - 1200m
 27 April 2024 - 12:48
 Track Rating: Soft 5, Weather: Fine, Rail Position: +3m



BRISBANE
 RACING CLUB

Section	Overall	1000m	800m	600m	400m	200m
Section Times	1:11.95 [2] (0:13.28)	0:58.67 [1] (0:11.28)	0:47.39 [2] (0:11.52)	0:35.87 [2] (0:11.85)	0:24.02 [1] (0:11.62)	0:12.40 [2] (0:12.40)
Average Speed [km/h]	54.3	64.3	62.9	61.2	62.1	57.9
Top Speed [km/h]	67.5	65.8	64.6	62.0	63.2	61.3
Avg. Dist. to Rail [m]	5.2	1.5	1.4	2.3	3.8	3.4
Avg. Stride Freq. [Hz]	2.4	2.4	2.4	2.3	2.4	2.3
Avg. Stride Length [m]	6.3	7.4	7.3	7.3	7.2	7.0



- [] Ranking at each section and finish
- .-.- No data available at this section
- NA No data available



Horse/Jockey Name	Superalloy
Final Rank	3
Fastest Section Time (Section)	0:11.36 (1000m)
Top Speed [km/h] (Section)	68.0 (1000m)
Race State	Finished

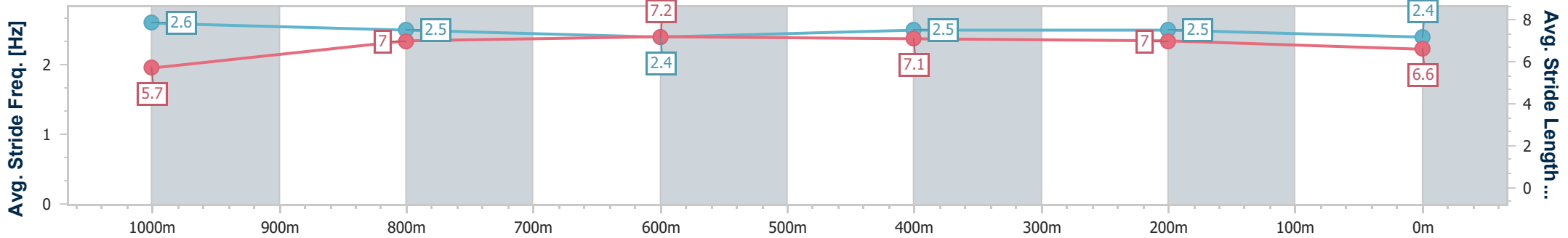
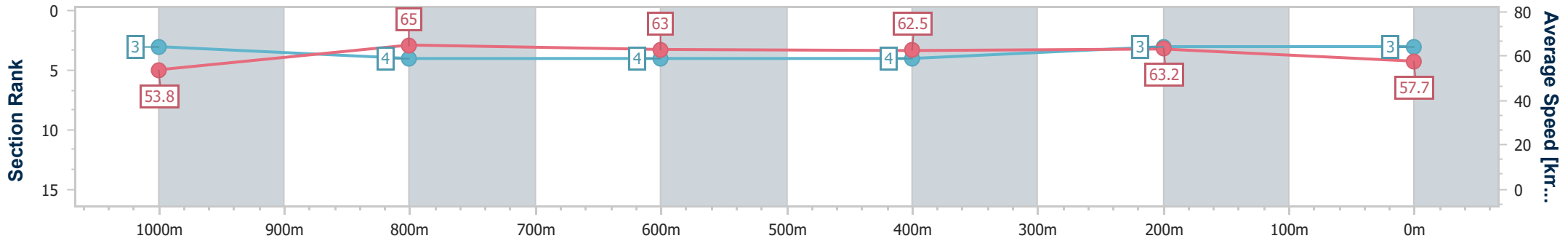


Eagle Farm QLD Professional
 Race 3: STRADBROKE SEASON BOOK NOW QTIS Two-Year-Old Handicap - 1200m
 27 April 2024 - 12:48
 Track Rating: Soft 5, Weather: Fine, Rail Position: +3m



BRISBANE
RACING CLUB

Section	Overall	1000m	800m	600m	400m	200m
Section Times	1:12.11 [3] (0:13.41)	0:58.70 [3] (0:11.36)	0:47.34 [4] (0:11.68)	0:35.66 [4] (0:11.80)	0:23.86 [4] (0:11.39)	0:12.47 [3] (0:12.47)
Average Speed [km/h]	53.8	65.0	63.0	62.5	63.2	57.7
Top Speed [km/h]	66.9	68.0	64.4	64.9	64.9	61.6
Avg. Dist. to Rail [m]	7.2	4.6	4.9	5.0	5.6	4.5
Avg. Stride Freq. [Hz]	2.6	2.5	2.4	2.5	2.5	2.4
Avg. Stride Length [m]	5.7	7.0	7.2	7.1	7.0	6.6



- [] Ranking at each section and finish
- .-.- No data available at this section
- NA No data available



Horse/Jockey Name	Overfull
Final Rank	4
Fastest Section Time (Section)	0:11.16 (1000m)
Top Speed [km/h] (Section)	65.6 (Overall)
Race State	Finished

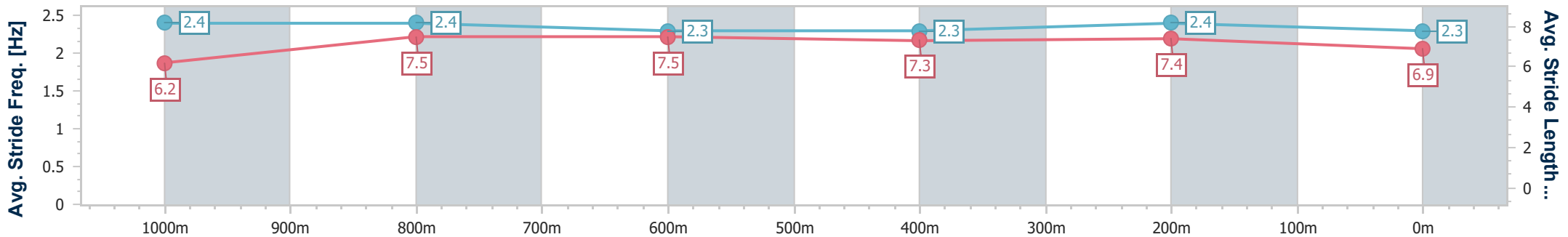
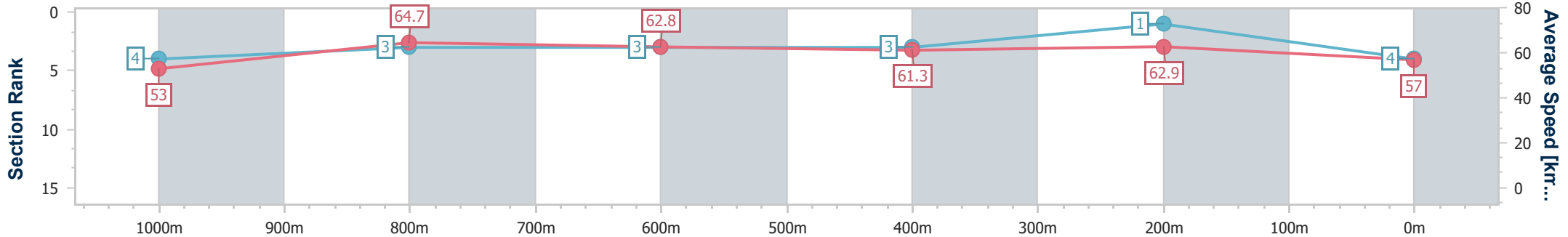


Eagle Farm QLD Professional
 Race 3: STRADBROKE SEASON BOOK NOW QTIS Two-Year-
 Old Handicap - 1200m
 27 April 2024 - 12:48
 Track Rating: Soft 5, Weather: Fine, Rail Position: +3m



BRISBANE
 RACING CLUB

Section	Overall	1000m	800m	600m	400m	200m
Section Times	1:12.15 [4] (0:13.58)	0:58.57 [4] (0:11.16)	0:47.41 [3] (0:11.58)	0:35.83 [3] (0:11.76)	0:24.07 [3] (0:11.39)	0:12.68 [1] (0:12.68)
Average Speed [km/h]	53.0	64.7	62.8	61.3	62.9	57.0
Top Speed [km/h]	65.6	65.5	64.7	62.4	64.7	61.3
Avg. Dist. to Rail [m]	0.6	0.5	1.8	0.4	1.2	1.3
Avg. Stride Freq. [Hz]	2.4	2.4	2.3	2.3	2.4	2.3
Avg. Stride Length [m]	6.2	7.5	7.5	7.3	7.4	6.9



- [] Ranking at each section and finish
- .-.- No data available at this section
- NA No data available



Horse/Jockey Name	Kaluakoi
Final Rank	5
Fastest Section Time (Section)	0:11.18 (800m)
Top Speed [km/h] (Section)	66.1 (800m)
Race State	Finished

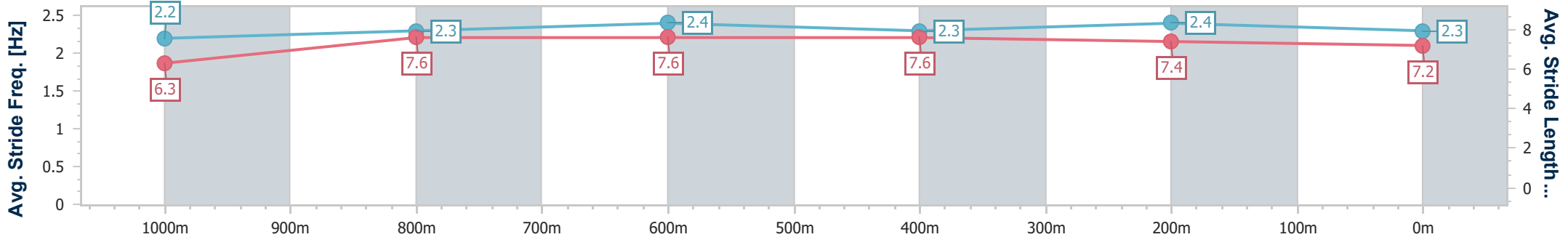
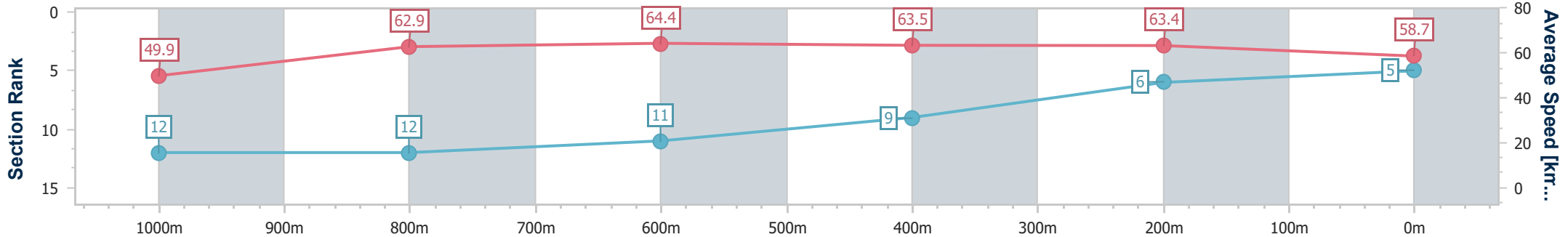


Eagle Farm QLD Professional
 Race 3: STRADBROKE SEASON BOOK NOW QTIS Two-Year-Old Handicap - 1200m
 27 April 2024 - 12:48
 Track Rating: Soft 5, Weather: Fine, Rail Position: +3m



BRISBANE RACING CLUB

Section	Overall	1000m	800m	600m	400m	200m
Section Times	1:12.31 [5] (0:14.49)	0:57.82 [12] (0:11.50)	0:46.32 [12] (0:11.18)	0:35.14 [11] (0:11.50)	0:23.64 [9] (0:11.32)	0:12.32 [6] (0:12.32)
Average Speed [km/h]	49.9	62.9	64.4	63.5	63.4	58.7
Top Speed [km/h]	61.9	64.4	66.1	65.7	65.2	62.0
Avg. Dist. to Rail [m]	7.6	0.8	0.5	2.5	5.9	6.6
Avg. Stride Freq. [Hz]	2.2	2.3	2.4	2.3	2.4	2.3
Avg. Stride Length [m]	6.3	7.6	7.6	7.6	7.4	7.2



- [] Ranking at each section and finish
- .-.- No data available at this section
- NA No data available



Horse/Jockey Name	Brutal Bowler
Final Rank	6
Fastest Section Time (Section)	0:11.29 (400m)
Top Speed [km/h] (Section)	65.4 (400m)
Race State	Finished

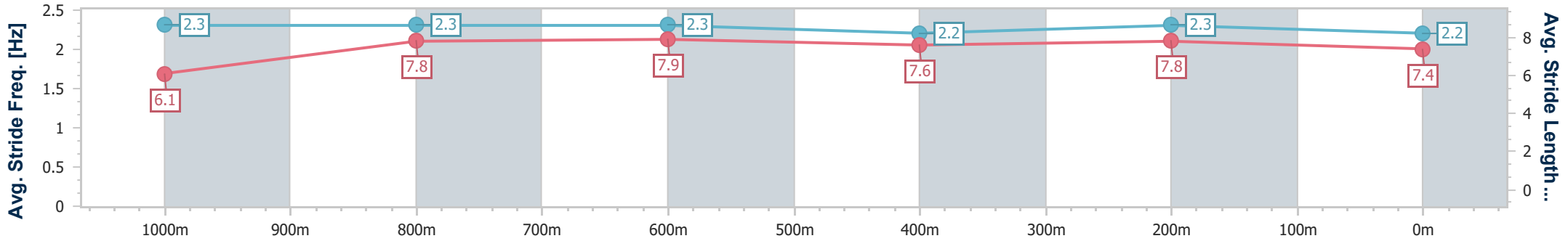
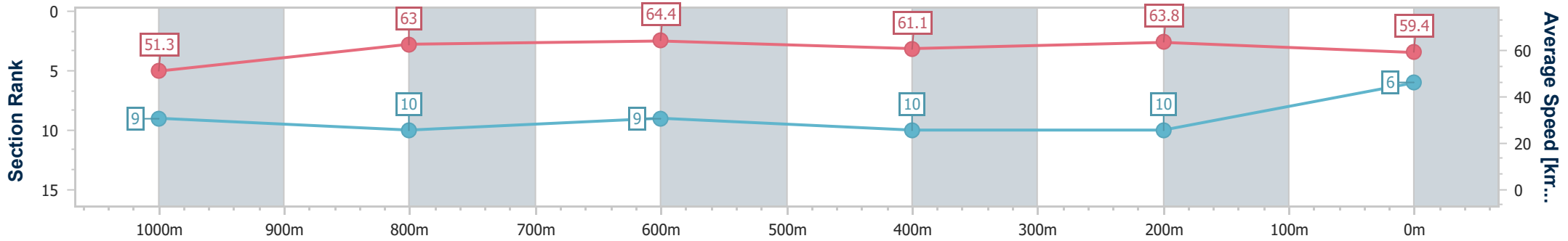


Eagle Farm QLD Professional
 Race 3: STRADBROKE SEASON BOOK NOW QTIS Two-Year-Old Handicap - 1200m
 27 April 2024 - 12:48
 Track Rating: Soft 5, Weather: Fine, Rail Position: +3m



BRISBANE
RACING CLUB

Section	Overall	1000m	800m	600m	400m	200m
Section Times	1:12.42 [6] (0:14.06)	0:58.36 [9] (0:11.58)	0:46.78 [10] (0:11.36)	0:35.42 [9] (0:12.04)	0:23.38 [10] (0:11.29)	0:12.09 [10] (0:12.09)
Average Speed [km/h]	51.3	63.0	64.4	61.1	63.8	59.4
Top Speed [km/h]	65.4	65.0	65.3	64.9	65.4	62.3
Avg. Dist. to Rail [m]	4.9	2.5	3.8	4.0	6.8	8.2
Avg. Stride Freq. [Hz]	2.3	2.3	2.3	2.2	2.3	2.2
Avg. Stride Length [m]	6.1	7.8	7.9	7.6	7.8	7.4



- [] Ranking at each section and finish
- .-.- No data available at this section
- NA No data available



Horse/Jockey Name	I'm Zac
Final Rank	7
Fastest Section Time (Section)	0:11.31 (400m)
Top Speed [km/h] (Section)	64.8 (400m)
Race State	Finished

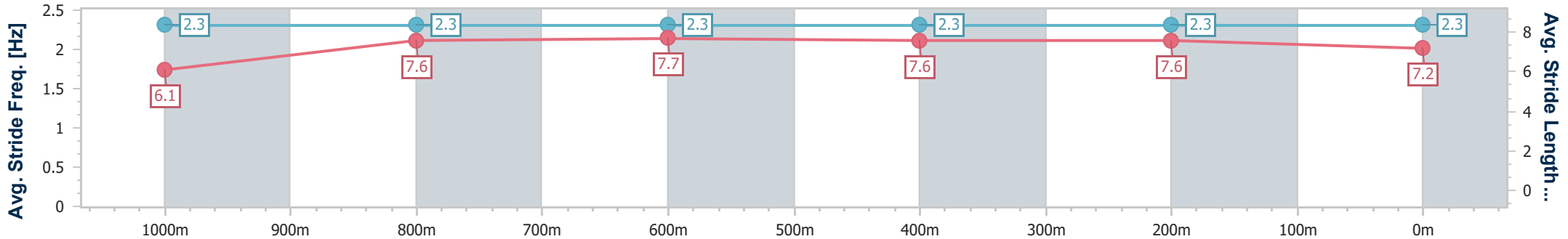
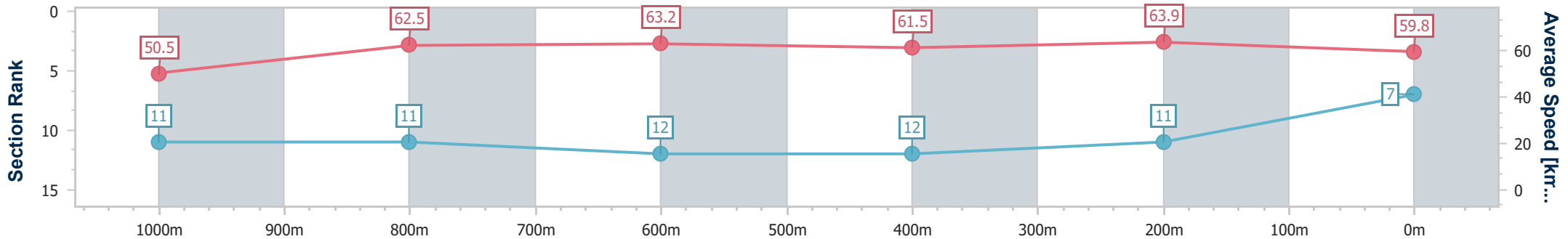


Eagle Farm QLD Professional
 Race 3: STRADBROKE SEASON BOOK NOW QTIS Two-Year-
 Old Handicap - 1200m
 27 April 2024 - 12:48
 Track Rating: Soft 5, Weather: Fine, Rail Position: +3m



BRISBANE
 RACING CLUB

Section	Overall	1000m	800m	600m	400m	200m
Section Times	1:12.52 [7] (0:14.29)	0:58.23 [11] (0:11.63)	0:46.60 [11] (0:11.48)	0:35.12 [12] (0:11.78)	0:23.34 [12] (0:11.31)	0:12.03 [11] (0:12.03)
Average Speed [km/h]	50.5	62.5	63.2	61.5	63.9	59.8
Top Speed [km/h]	64.3	63.8	64.6	64.5	64.8	62.0
Avg. Dist. to Rail [m]	4.6	1.7	2.6	1.6	4.9	5.7
Avg. Stride Freq. [Hz]	2.3	2.3	2.3	2.3	2.3	2.3
Avg. Stride Length [m]	6.1	7.6	7.7	7.6	7.6	7.2



- [] Ranking at each section and finish
- .-.- No data available at this section
- NA No data available



Horse/Jockey Name	Mishani Fire
Final Rank	8
Fastest Section Time (Section)	0:11.10 (1000m)
Top Speed [km/h] (Section)	67.9 (Overall)
Race State	Finished

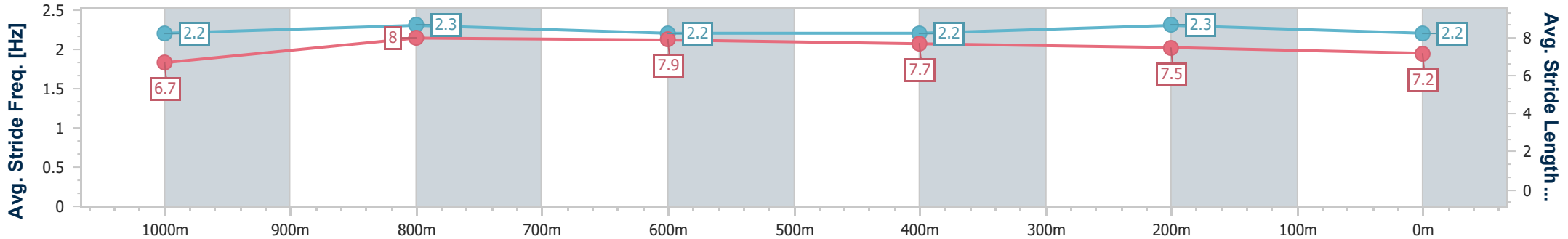
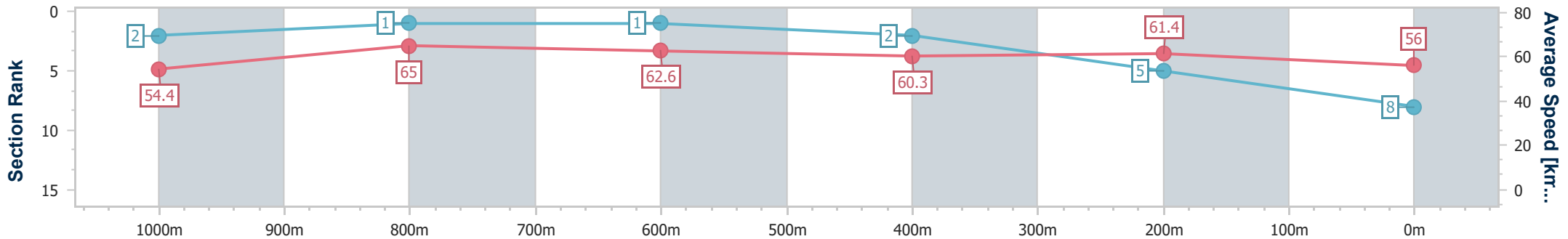


Eagle Farm QLD Professional
 Race 3: STRADBROKE SEASON BOOK NOW QTIS Two-Year-Old Handicap - 1200m
 27 April 2024 - 12:48
 Track Rating: Soft 5, Weather: Fine, Rail Position: +3m



BRISBANE RACING CLUB

Section	Overall	1000m	800m	600m	400m	200m
Section Times	1:12.56 [8] (0:13.29)	0:59.27 [2] (0:11.10)	0:48.17 [1] (0:11.60)	0:36.57 [1] (0:11.97)	0:24.60 [2] (0:11.77)	0:12.83 [5] (0:12.83)
Average Speed [km/h]	54.4	65.0	62.6	60.3	61.4	56.0
Top Speed [km/h]	67.9	65.7	64.4	60.8	62.2	59.7
Avg. Dist. to Rail [m]	3.8	1.2	2.2	0.8	1.8	2.1
Avg. Stride Freq. [Hz]	2.2	2.3	2.2	2.2	2.3	2.2
Avg. Stride Length [m]	6.7	8.0	7.9	7.7	7.5	7.2



- [] Ranking at each section and finish
- .-.- No data available at this section
- NA No data available



Horse/Jockey Name	Hamilton Brown
Final Rank	9
Fastest Section Time (Section)	0:11.45 (1000m)
Top Speed [km/h] (Section)	66.4 (Overall)
Race State	Finished

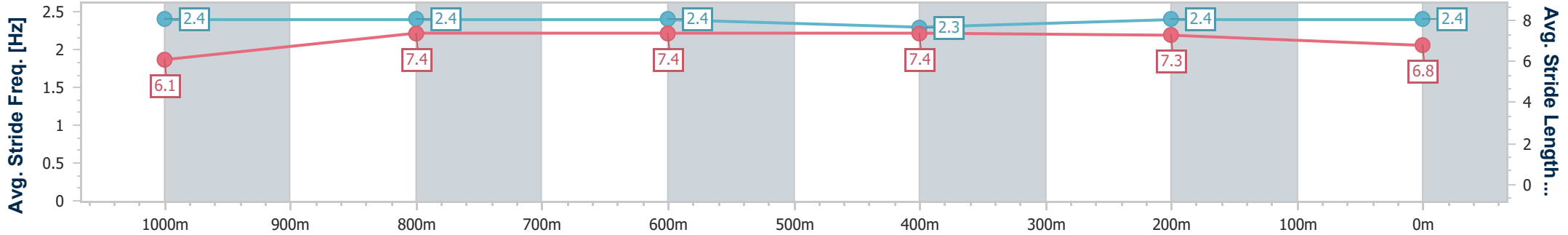
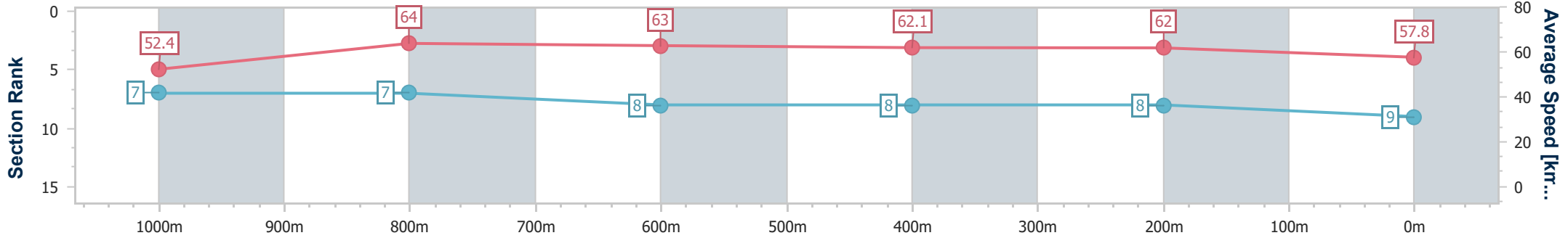


Eagle Farm QLD Professional
 Race 3: STRADBROKE SEASON BOOK NOW QTIS Two-Year-Old Handicap - 1200m
 27 April 2024 - 12:48
 Track Rating: Soft 5, Weather: Fine, Rail Position: +3m



BRISBANE RACING CLUB

Section	Overall	1000m	800m	600m	400m	200m
Section Times	1:12.61 [9] (0:13.77)	0:58.84 [7] (0:11.45)	0:47.39 [7] (0:11.58)	0:35.81 [8] (0:11.75)	0:24.06 [8] (0:11.58)	0:12.48 [8] (0:12.48)
Average Speed [km/h]	52.4	64.0	63.0	62.1	62.0	57.8
Top Speed [km/h]	66.4	66.0	64.5	63.0	63.7	60.5
Avg. Dist. to Rail [m]	4.3	3.1	2.9	2.6	8.0	9.2
Avg. Stride Freq. [Hz]	2.4	2.4	2.4	2.3	2.4	2.4
Avg. Stride Length [m]	6.1	7.4	7.4	7.4	7.3	6.8



- [] Ranking at each section and finish
- .-.- No data available at this section
- NA No data available



Horse/Jockey Name	Mythbusta
Final Rank	10
Fastest Section Time (Section)	0:11.32 (1000m)
Top Speed [km/h] (Section)	64.8 (800m)
Race State	Finished

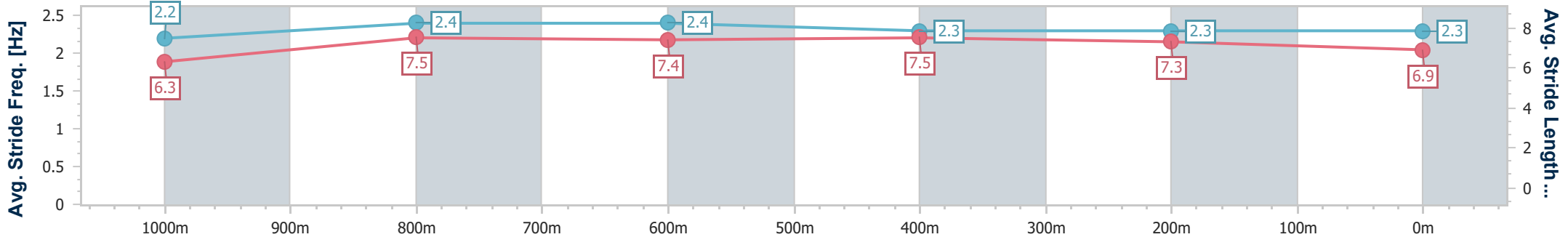
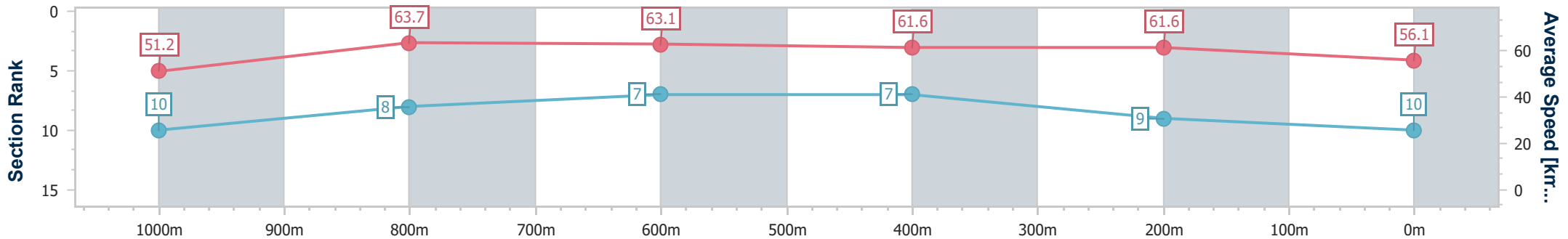


Eagle Farm QLD Professional
 Race 3: STRADBROKE SEASON BOOK NOW QTIS Two-Year-Old Handicap - 1200m
 27 April 2024 - 12:48
 Track Rating: Soft 5, Weather: Fine, Rail Position: +3m



BRISBANE
RACING CLUB

Section	Overall	1000m	800m	600m	400m	200m
Section Times	1:12.98 [10] (0:14.09)	0:58.89 [10] (0:11.32)	0:47.57 [8] (0:11.37)	0:36.20 [7] (0:11.71)	0:24.49 [7] (0:11.70)	0:12.79 [9] (0:12.79)
Average Speed [km/h]	51.2	63.7	63.1	61.6	61.6	56.1
Top Speed [km/h]	63.8	64.8	64.8	63.0	63.2	59.0
Avg. Dist. to Rail [m]	1.3	0.4	0.3	1.0	2.5	2.8
Avg. Stride Freq. [Hz]	2.2	2.4	2.4	2.3	2.3	2.3
Avg. Stride Length [m]	6.3	7.5	7.4	7.5	7.3	6.9



- [] Ranking at each section and finish
- .-.- No data available at this section
- NA No data available



Horse/Jockey Name	Julieta
Final Rank	11
Fastest Section Time (Section)	0:11.46 (1000m)
Top Speed [km/h] (Section)	66.8 (Overall)
Race State	Finished

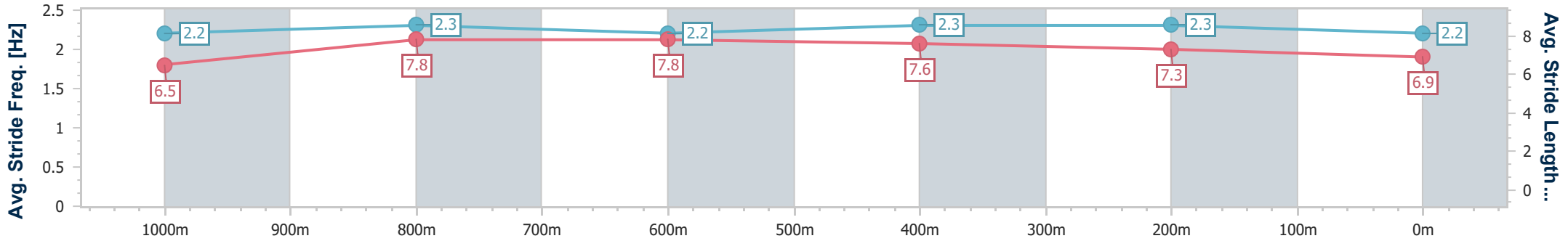
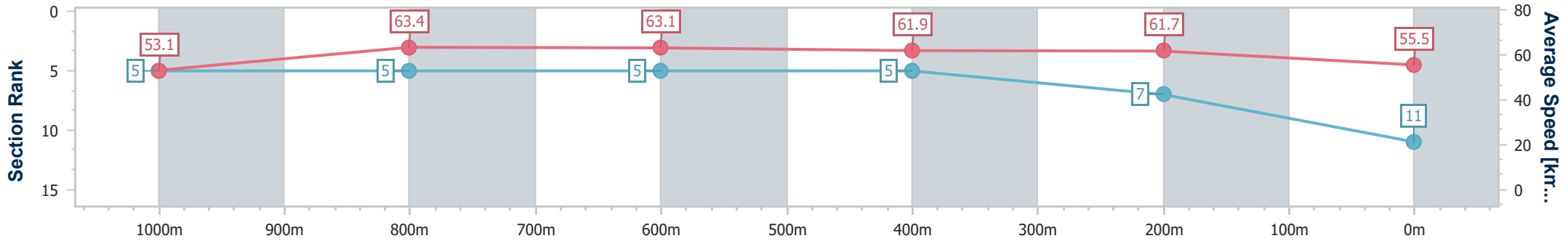


Eagle Farm QLD Professional
 Race 3: STRADBROKE SEASON BOOK NOW QTIS Two-Year-Old Handicap - 1200m
 27 April 2024 - 12:48
 Track Rating: Soft 5, Weather: Fine, Rail Position: +3m



BRISBANE RACING CLUB

Section	Overall	1000m	800m	600m	400m	200m
Section Times	1:13.00 [11] (0:13.59)	0:59.41 [5] (0:11.46)	0:47.95 [5] (0:11.48)	0:36.47 [5] (0:11.85)	0:24.62 [5] (0:11.68)	0:12.94 [7] (0:12.94)
Average Speed [km/h]	53.1	63.4	63.1	61.9	61.7	55.5
Top Speed [km/h]	66.8	65.4	65.1	63.0	63.5	59.0
Avg. Dist. to Rail [m]	3.4	1.8	2.0	3.4	8.3	8.2
Avg. Stride Freq. [Hz]	2.2	2.3	2.2	2.3	2.3	2.2
Avg. Stride Length [m]	6.5	7.8	7.8	7.6	7.3	6.9



- [] Ranking at each section and finish
- .-.- No data available at this section
- NA No data available



Horse/Jockey Name	Valley Of Owls
Final Rank	12
Fastest Section Time (Section)	0:11.53 (1000m)
Top Speed [km/h] (Section)	64.7 (800m)
Race State	Finished

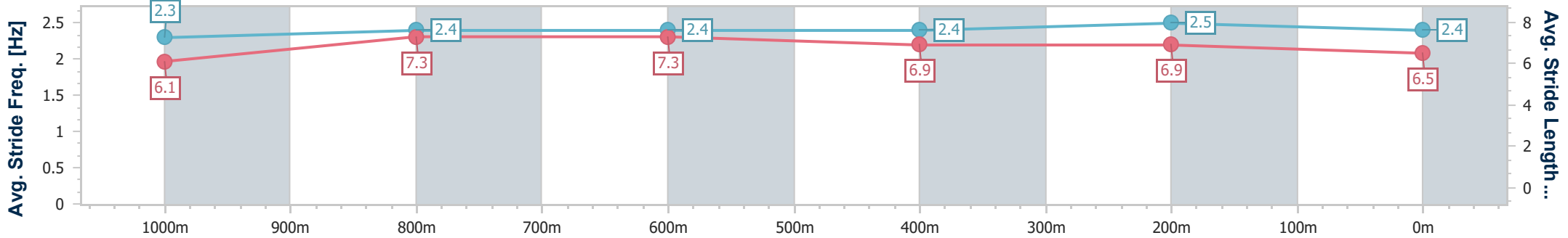
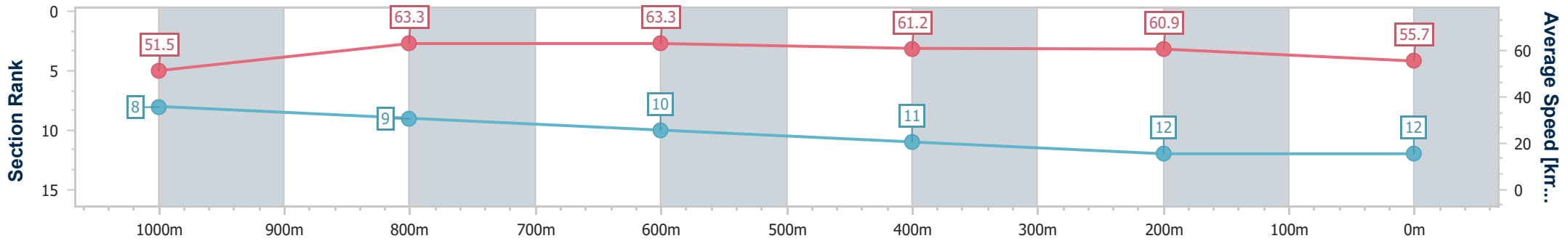


Eagle Farm QLD Professional
 Race 3: STRADBROKE SEASON BOOK NOW QTIS Two-Year-
 Old Handicap - 1200m
 27 April 2024 - 12:48
 Track Rating: Soft 5, Weather: Fine, Rail Position: +3m



BRISBANE
 RACING CLUB

Section	Overall	1000m	800m	600m	400m	200m
Section Times	1:13.85 [12] (0:13.95)	0:59.90 [8] (0:11.53)	0:48.37 [9] (0:11.54)	0:36.83 [10] (0:12.10)	0:24.73 [11] (0:11.81)	0:12.92 [12] (0:12.92)
Average Speed [km/h]	51.5	63.3	63.3	61.2	60.9	55.7
Top Speed [km/h]	64.4	64.6	64.7	63.0	62.5	59.5
Avg. Dist. to Rail [m]	3.0	2.4	2.8	5.3	9.7	7.4
Avg. Stride Freq. [Hz]	2.3	2.4	2.4	2.4	2.5	2.4
Avg. Stride Length [m]	6.1	7.3	7.3	6.9	6.9	6.5



- [] Ranking at each section and finish
- .-.- No data available at this section
- NA No data available



Eagle Farm QLD Professional

Race 4: SKY RACING BENCHMARK 75 Handicap - 1400m

27 April 2024 - 13:27



BRISBANE
RACING CLUB

Track Rating: Soft 5, Weather: Fine, Rail Position: +3m

Section												Last 600m	
Field Times		Overall	1200m	1000m	800m	600m	400m						0:36.23
		1:24.60 (0:13.65)	1:10.95 (0:11.13)	0:59.82 (0:11.67)	0:48.15 (0:11.92)	0:36.23 (0:11.95)	0:24.28 (0:11.80)						
Rank	TAB Horse/Jockey	Barrier	Top Speed [km/h]	Fastest Section									Distance Travelled [m]
1	13 IN EVIDENCE Vlad Duric	2	65.4 1200m	0:11.31 1200m	1:24.60 [1] (0:14.09)	1:10.51 [7] (0:11.31)	0:59.20 [7] (0:11.75)	0:47.45 [8] (0:11.96)	0:35.49 [7] (0:11.72)	0:23.77 [6] (0:11.51)	0:35.49		
2	5 SCENTIFY Robbie Dolan	6	66.0 1200m	0:11.31 1200m	1:24.63 [2] (0:14.23)	1:10.40 [9] (0:11.31)	0:59.09 [9] (0:11.78)	0:47.31 [10] (0:11.84)	0:35.47 [8] (0:11.67)	0:23.80 [7] (0:11.47)	0:35.47 +2		
3	11 STARRY EYES Michael Rodd	13	65.6 1200m	0:11.31 1200m	1:24.79 [3] (0:14.18)	1:10.61 [8] (0:11.31)	0:59.30 [8] (0:11.65)	0:47.65 [7] (0:12.07)	0:35.58 [10] (0:11.63)	0:23.95 [8] (0:11.43)	0:35.58 +11		
4	10 TOO HARD TO REFUSE Jim Byrne	10	66.7 1200m	0:11.06 1200m	1:24.80 [4] (0:13.73)	1:11.07 [2] (0:11.06)	1:00.01 [2] (0:11.85)	0:48.16 [3] (0:12.03)	0:36.13 [3] (0:11.80)	0:24.33 [3] (0:11.65)	0:36.13 +10		
5	6 MOONAN ME Martin Harley	4	65.3 400m	0:11.29 1200m	1:24.80 [5] (0:14.33)	1:10.47 [12] (0:11.29)	0:59.18 [10] (0:11.55)	0:47.63 [9] (0:12.01)	0:35.62 [9] (0:11.91)	0:23.71 [11] (0:11.37)	0:35.62 +8		
6	2 EVOCATOR Cejay Graham	7	65.4 400m	0:11.28 400m	1:24.82 [6] (0:14.55)	1:10.27 [14] (0:11.33)	0:58.94 [15] (0:11.76)	0:47.18 [14] (0:11.91)	0:35.27 [12] (0:11.65)	0:23.62 [12] (0:11.28)	0:35.27 +2		
7	3 WINSTON SMURFHILL Bailey Wheeler	1	66.9 Overall	0:11.26 1200m	1:24.86 [7] (0:13.84)	1:11.02 [3] (0:11.26)	0:59.76 [5] (0:11.72)	0:48.04 [4] (0:12.04)	0:36.00 [4] (0:11.82)	0:24.18 [4] (0:11.65)	0:36.00 +7		
8	12 SUNSET SOIREE Angela Jones	3	65.9 400m	0:11.27 1200m	1:25.02 [8] (0:14.58)	1:10.44 [15] (0:11.27)	0:59.17 [14] (0:11.72)	0:47.45 [13] (0:12.00)	0:35.45 [14] (0:11.87)	0:23.58 [15] (0:11.32)	0:35.45 +5		
9	4 BOWRIDER Yvette Lewis	5	67.0 Overall	0:11.17 1200m	1:25.13 [9] (0:13.65)	1:11.48 [1] (0:11.17)	1:00.31 [3] (0:11.63)	0:48.68 [1] (0:12.01)	0:36.67 [2] (0:11.90)	0:24.77 [2] (0:11.92)	0:36.67 -1		
10	18 BLAZEN BOOTS Ryan Maloney	8	66.0 1200m	0:11.18 1200m	1:25.23 [10] (0:13.89)	1:11.34 [4] (0:11.18)	1:00.16 [4] (0:11.97)	0:48.19 [5] (0:11.87)	0:36.32 [5] (0:11.85)	0:24.47 [5] (0:11.70)	0:36.32 +9		

Scratched: Centre Bounce (#15), Fun Sponge (#17), Swanston (#7), Spooky Spirit (#14)

Report Created: Sat 27 April 2024 13:46 GMT+10 (Note: Timing is based on position data)

Page 1/19

[] Ranking at each section and finish
 -:-:- No data available at this section
 NA No data available

SCN Saddle cloth number
 DNF Did not finish
 DNT Did not track

data processed by TRIPLES DATA



Eagle Farm QLD Professional

Race 4: SKY RACING BENCHMARK 75 Handicap - 1400m

27 April 2024 - 13:27



BRISBANE
RACING CLUB

Track Rating: Soft 5, Weather: Fine, Rail Position: +3m

Section		Overall	1200m	1000m	800m	600m	400m	Last 600m				
Field Times		1:24.60 (0:13.65)	1:10.95 (0:11.13)	0:59.82 (0:11.67)	0:48.15 (0:11.92)	0:36.23 (0:11.95)	0:24.28 (0:11.80)	0:36.23				
Rank	TAB Horse/Jockey	Barrier	Top Speed [km/h]	Fastest Section	Distance Travelled [m]							
11	8 POETIC DRAMA Andrew Mallyon	11	65.5 400m	0:11.33 1200m	1:25.28 [11] (0:14.52)	1:10.76 [13] (0:11.33)	0:59.43 [13] (0:11.85)	0:47.58 [15] (0:12.04)	0:35.54 [15] (0:11.67)	0:23.87 [14] (0:11.39)	0:35.54	+11
12	19 COLLAY'S SPIRIT Samantha Collett	15	67.7 1200m	0:10.83 1200m	1:25.28 [12] (0:13.95)	1:11.33 [5] (0:10.83)	1:00.50 [1] (0:11.71)	0:48.79 [2] (0:11.88)	0:36.91 [1] (0:11.95)	0:24.96 [1] (0:11.87)	0:36.91	+5
13	16 EXTRAORDINAIRE Jag Guthmann-Chester	16	65.3 1200m	0:11.40 1200m	1:25.48 [13] (0:14.26)	1:11.22 [10] (0:11.40)	0:59.82 [12] (0:11.87)	0:47.95 [12] (0:11.94)	0:36.01 [11] (0:11.60)	0:24.41 [10] (0:11.77)	0:36.01	+11
14	9 SMYTZER Mark Du Plessis	12	65.3 600m	0:11.36 1200m	1:25.70 [14] (0:14.30)	1:11.40 [11] (0:11.36)	1:00.04 [11] (0:11.86)	0:48.18 [11] (0:12.04)	0:36.14 [13] (0:11.71)	0:24.43 [13] (0:11.66)	0:36.14	+11
15	1 BRENTWOOD James Orman	9	65.7 1200m	0:11.27 1200m	1:25.77 [15] (0:14.06)	1:11.71 [6] (0:11.27)	1:00.44 [6] (0:11.73)	0:48.71 [6] (0:12.05)	0:36.66 [6] (0:11.84)	0:24.82 [9] (0:11.69)	0:36.66	+11

Scratched: Centre Bounce (#15), Fun Sponge (#17), Swanston (#7), Spooky Spirit (#14)

[] Ranking at each section and finish
 -:-:-:- No data available at this section
 NA No data available

SCN Saddle cloth number
 DNF Did not finish
 DNT Did not track



Eagle Farm QLD Professional

Race 4: SKY RACING BENCHMARK 75 Handicap - 1400m

27 April 2024 - 13:27



BRISBANE
RACING CLUB

Track Rating: Soft 5, Weather: Fine, Rail Position: +3m

Section							200m			Last 600m
Field Times							0:12.48			0:36.23
							(0:12.48)			
Rank	TAB	Horse/Jockey	Barrier	Top Speed [km/h]	Fastest Section	Margin			Distance Travelled [m]	
1	13	IN EVIDENCE Vlad Duric	2	65.4 1200m	0:11.31 1200m	0:12.26 [7] (0:12.26)	1:24.60		0:35.49	
2	5	SCENTIFY Robbie Dolan	6	66.0 1200m	0:11.31 1200m	0:12.33 [5] (0:12.33)	0.03L		0:35.47 +2	
3	11	STARRY EYES Michael Rodd	13	65.6 1200m	0:11.31 1200m	0:12.52 [3] (0:12.52)	0.16L		0:35.58 +11	
4	10	TOO HARD TO REFUSE Jim Byrne	10	66.7 1200m	0:11.06 1200m	0:12.68 [1] (0:12.68)	0.01L		0:36.13 +10	
5	6	MOONAN ME Martin Harley	4	65.3 400m	0:11.29 1200m	0:12.34 [8] (0:12.34)	0L		0:35.62 +8	
6	2	EVOCATOR Cejay Graham	7	65.4 400m	0:11.28 400m	0:12.34 [10] (0:12.34)	0.02L		0:35.27 +2	
7	3	WINSTON SMURFHILL Bailey Wheeler	1	66.9 Overall	0:11.26 1200m	0:12.53 [6] (0:12.53)	0.04L		0:36.00 +7	
8	12	SUNSET SOIREE Angela Jones	3	65.9 400m	0:11.27 1200m	0:12.26 [12] (0:12.26)	0.16L		0:35.45 +5	
9	4	BOWRIDER Yvette Lewis	5	67.0 Overall	0:11.17 1200m	0:12.85 [4] (0:12.85)	0.11L		0:36.67 -1	
10	18	BLAZEN BOOTS Ryan Maloney	8	66.0 1200m	0:11.18 1200m	0:12.77 [9] (0:12.77)	0.1L		0:36.32 +9	

Scratched: Centre Bounce (#15), Fun Sponge (#17), Swanston (#7), Spooky Spirit (#14)

Report Created: Sat 27 April 2024 13:46 GMT+10 (Note: Timing is based on position data)

Page 3/19

[] Ranking at each section and finish
 -:-:- No data available at this section
 NA No data available

SCN Saddle cloth number
 DNF Did not finish
 DNT Did not track

data processed by  TRIPLESDATA



Eagle Farm QLD Professional

Race 4: SKY RACING BENCHMARK 75 Handicap - 1400m

27 April 2024 - 13:27



BRISBANE
RACING CLUB

Track Rating: Soft 5, Weather: Fine, Rail Position: +3m

Section				200m				Last 600m	
Field Times				0:12.48 (0:12.48)				0:36.23	
Rank	TAB	Horse/Jockey	Barrier	Top Speed [km/h]	Fastest Section	Margin			Distance Travelled [m]
11	8	POETIC DRAMA Andrew Mallyon	11	65.5 400m	0:11.33 1200m	0:12.48 [13] (0:12.48)	0.05L		0:35.54 +11
12	19	COLLAY'S SPIRIT Samantha Collett	15	67.7 1200m	0:10.83 1200m	0:13.09 [2] (0:13.09)	0L		0:36.91 +5
13	16	EXTRAORDINAIRE Jag Guthmann-Chester	16	65.3 1200m	0:11.40 1200m	0:12.64 [14] (0:12.64)	0.2L		0:36.01 +11
14	9	SMYTZER Mark Du Plessis	12	65.3 600m	0:11.36 1200m	0:12.77 [15] (0:12.77)	0.22L		0:36.14 +11
15	1	BRENTWOOD James Orman	9	65.7 1200m	0:11.27 1200m	0:13.13 [11] (0:13.13)	0.07L		0:36.66 +11

Scratched: Centre Bounce (#15), Fun Sponge (#17), Swanston (#7), Spooky Spirit (#14)



Horse/Jockey Name	In Evidence
Final Rank	1
Fastest Section Time (Section)	0:11.31 (1200m)
Top Speed [km/h] (Section)	65.4 (1200m)
Race State	Finished

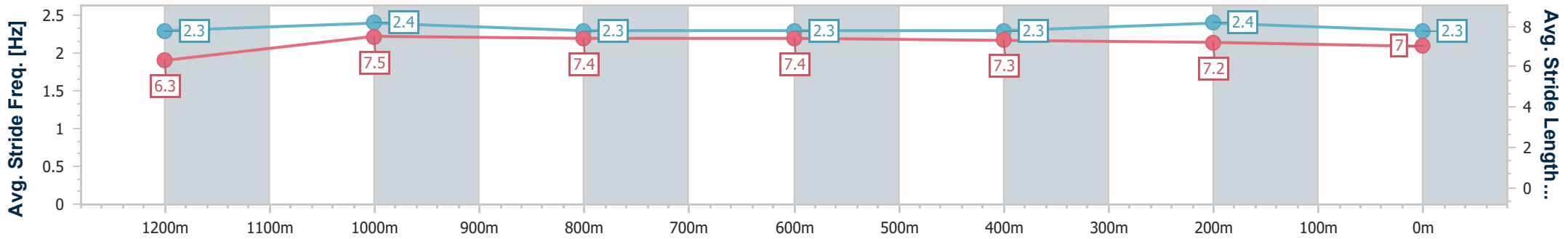
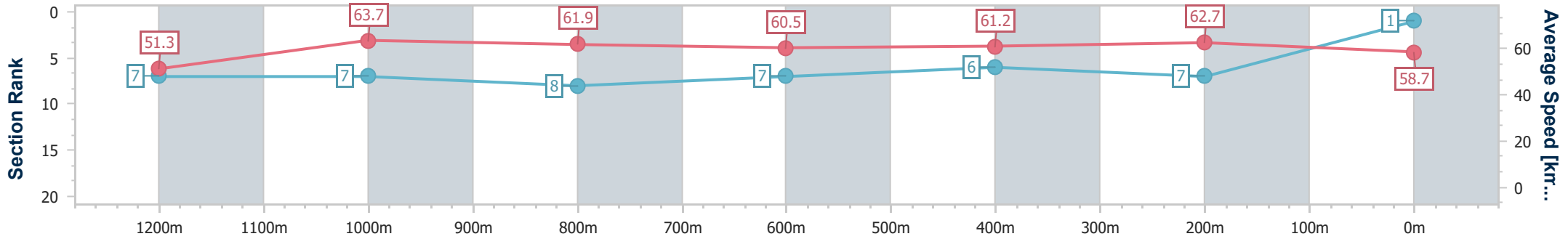


Eagle Farm QLD Professional
 Race 4: SKY RACING BENCHMARK 75 Handicap - 1400m
 27 April 2024 - 13:27
 Track Rating: Soft 5, Weather: Fine, Rail Position: +3m



BRISBANE
 RACING CLUB

Section	Overall	1200m	1000m	800m	600m	400m	200m
Section Times	1:24.60 [1] (0:14.09)	1:10.51 [7] (0:11.31)	0:59.20 [7] (0:11.75)	0:47.45 [8] (0:11.96)	0:35.49 [7] (0:11.72)	0:23.77 [6] (0:11.51)	0:12.26 [7] (0:12.26)
Average Speed [km/h]	51.3	63.7	61.9	60.5	61.2	62.7	58.7
Top Speed [km/h]	64.6	65.4	62.6	61.2	63.1	64.3	60.9
Avg. Dist. to Rail [m]	1.3	1.7	1.9	1.4	0.7	2.7	3.7
Avg. Stride Freq. [Hz]	2.3	2.4	2.3	2.3	2.3	2.4	2.3
Avg. Stride Length [m]	6.3	7.5	7.4	7.4	7.3	7.2	7.0



- [] Ranking at each section and finish
- .-.- No data available at this section
- NA No data available



Horse/Jockey Name	Scintify
Final Rank	2
Fastest Section Time (Section)	0:11.31 (1200m)
Top Speed [km/h] (Section)	66.0 (1200m)
Race State	Finished

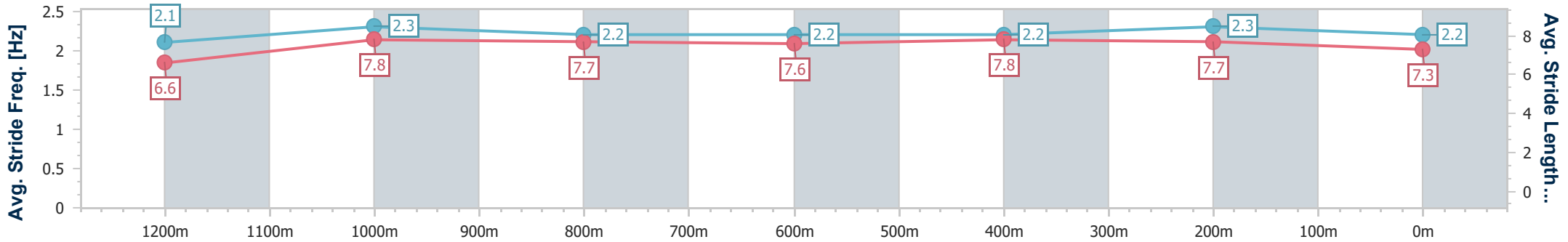
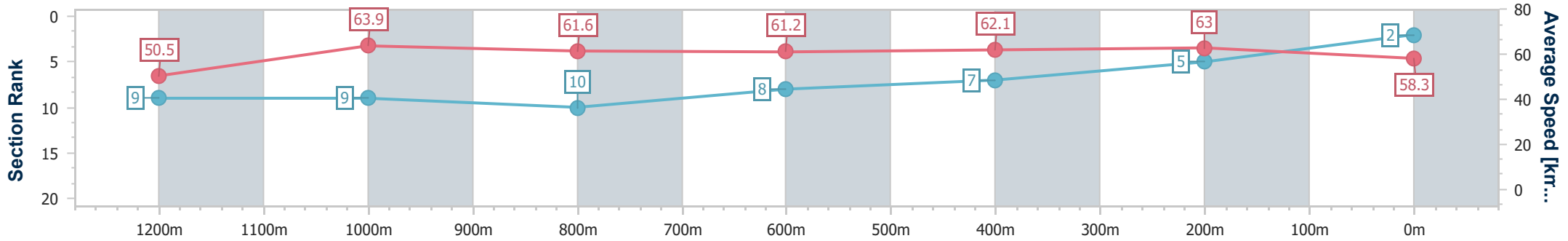


Eagle Farm QLD Professional
 Race 4: SKY RACING BENCHMARK 75 Handicap - 1400m
 27 April 2024 - 13:27
 Track Rating: Soft 5, Weather: Fine, Rail Position: +3m



BRISBANE
RACING CLUB

Section	Overall	1200m	1000m	800m	600m	400m	200m
Section Times	1:24.63 [2] (0:14.23)	1:10.40 [9] (0:11.31)	0:59.09 [9] (0:11.78)	0:47.31 [10] (0:11.84)	0:35.47 [8] (0:11.67)	0:23.80 [7] (0:11.47)	0:12.33 [5] (0:12.33)
Average Speed [km/h]	50.5	63.9	61.6	61.2	62.1	63.0	58.3
Top Speed [km/h]	64.2	66.0	62.6	63.0	63.0	63.7	60.4
Avg. Dist. to Rail [m]	4.1	2.3	2.1	1.5	1.7	5.7	7.9
Avg. Stride Freq. [Hz]	2.1	2.3	2.2	2.2	2.2	2.3	2.2
Avg. Stride Length [m]	6.6	7.8	7.7	7.6	7.8	7.7	7.3



- [] Ranking at each section and finish
- .-.- No data available at this section
- NA No data available



Horse/Jockey Name	Starry Eyes
Final Rank	3
Fastest Section Time (Section)	0:11.31 (1200m)
Top Speed [km/h] (Section)	65.6 (1200m)
Race State	Finished

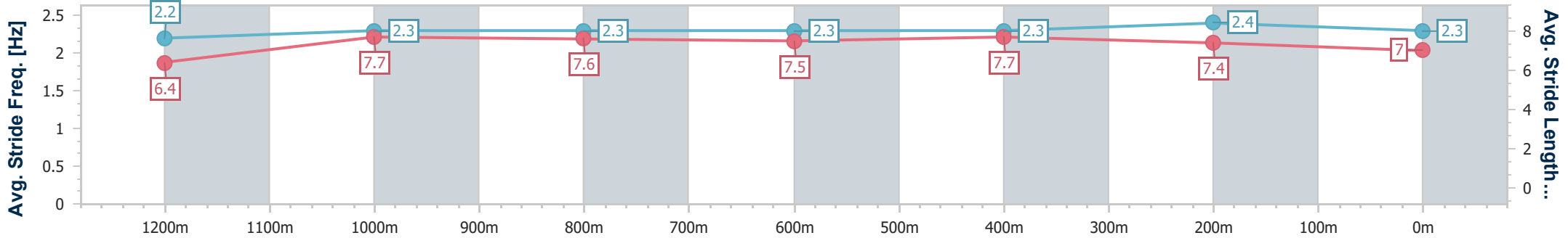
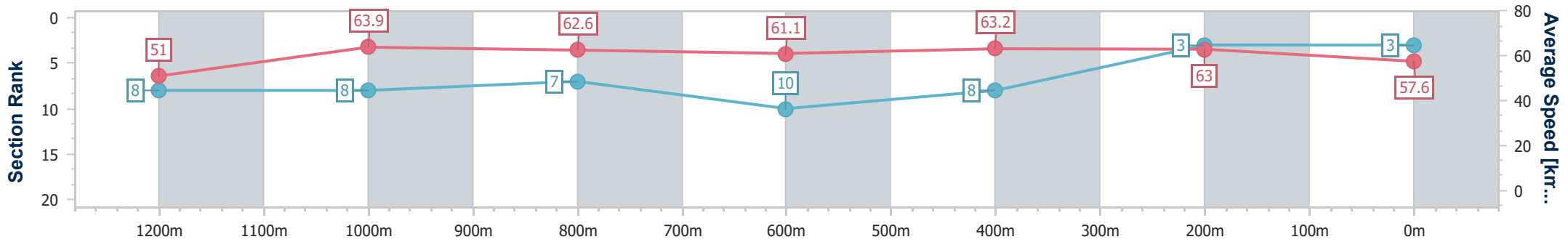


Eagle Farm QLD Professional
 Race 4: SKY RACING BENCHMARK 75 Handicap - 1400m
 27 April 2024 - 13:27
 Track Rating: Soft 5, Weather: Fine, Rail Position: +3m



BRISBANE
 RACING CLUB

Section	Overall	1200m	1000m	800m	600m	400m	200m
Section Times	1:24.79 [3] (0:14.18)	1:10.61 [8] (0:11.31)	0:59.30 [8] (0:11.65)	0:47.65 [7] (0:12.07)	0:35.58 [10] (0:11.63)	0:23.95 [8] (0:11.43)	0:12.52 [3] (0:12.52)
Average Speed [km/h]	51.0	63.9	62.6	61.1	63.2	63.0	57.6
Top Speed [km/h]	64.5	65.6	63.6	62.7	64.6	64.8	60.6
Avg. Dist. to Rail [m]	8.3	3.6	3.2	5.0	4.5	11.9	11.7
Avg. Stride Freq. [Hz]	2.2	2.3	2.3	2.3	2.3	2.4	2.3
Avg. Stride Length [m]	6.4	7.7	7.6	7.5	7.7	7.4	7.0



- [] Ranking at each section and finish
- .-.- No data available at this section
- NA No data available



Horse/Jockey Name	Too Hard To Refuse
Final Rank	4
Fastest Section Time (Section)	0:11.06 (1200m)
Top Speed [km/h] (Section)	66.7 (1200m)
Race State	Finished

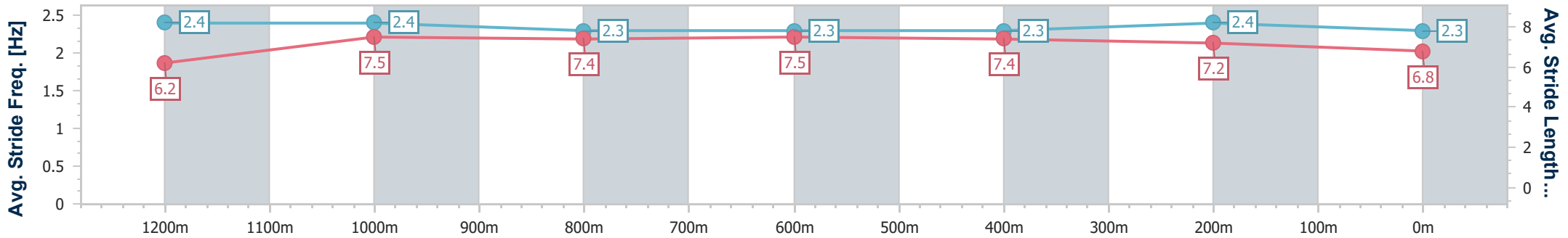
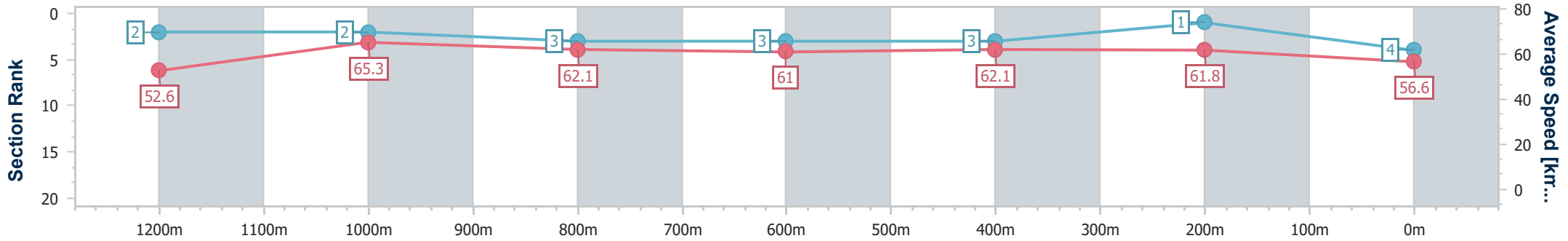


Eagle Farm QLD Professional
 Race 4: SKY RACING BENCHMARK 75 Handicap - 1400m
 27 April 2024 - 13:27
 Track Rating: Soft 5, Weather: Fine, Rail Position: +3m



BRISBANE
 RACING CLUB

Section	Overall	1200m	1000m	800m	600m	400m	200m
Section Times	1:24.80 [4] (0:13.73)	1:11.07 [2] (0:11.06)	1:00.01 [2] (0:11.85)	0:48.16 [3] (0:12.03)	0:36.13 [3] (0:11.80)	0:24.33 [3] (0:11.65)	0:12.68 [1] (0:12.68)
Average Speed [km/h]	52.6	65.3	62.1	61.0	62.1	61.8	56.6
Top Speed [km/h]	66.5	66.7	63.5	61.8	62.4	63.5	59.1
Avg. Dist. to Rail [m]	7.5	3.7	3.9	5.0	3.3	5.5	4.9
Avg. Stride Freq. [Hz]	2.4	2.4	2.3	2.3	2.3	2.4	2.3
Avg. Stride Length [m]	6.2	7.5	7.4	7.5	7.4	7.2	6.8



- [] Ranking at each section and finish
- .-.- No data available at this section
- NA No data available



Horse/Jockey Name	Moonan Me
Final Rank	5
Fastest Section Time (Section)	0:11.29 (1200m)
Top Speed [km/h] (Section)	65.3 (400m)
Race State	Finished

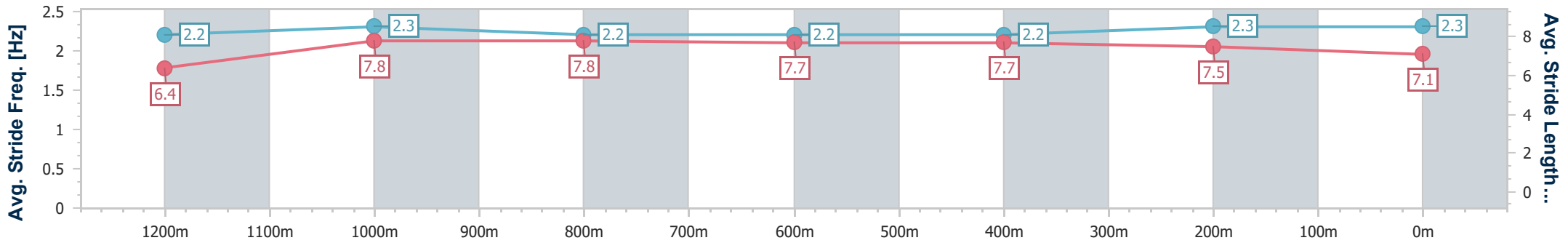
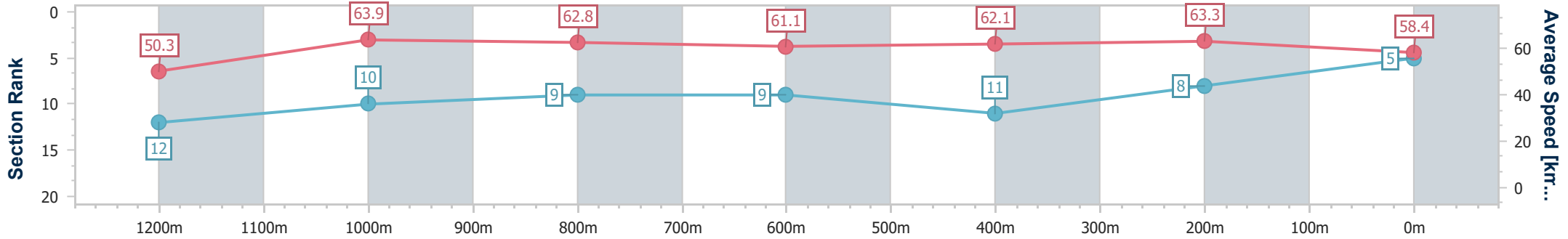


Eagle Farm QLD Professional
 Race 4: SKY RACING BENCHMARK 75 Handicap - 1400m
 27 April 2024 - 13:27
 Track Rating: Soft 5, Weather: Fine, Rail Position: +3m



BRISBANE
 RACING CLUB

Section	Overall	1200m	1000m	800m	600m	400m	200m
Section Times	1:24.80 [5] (0:14.33)	1:10.47 [12] (0:11.29)	0:59.18 [10] (0:11.55)	0:47.63 [9] (0:12.01)	0:35.62 [9] (0:11.91)	0:23.71 [11] (0:11.37)	0:12.34 [8] (0:12.34)
Average Speed [km/h]	50.3	63.9	62.8	61.1	62.1	63.3	58.4
Top Speed [km/h]	64.7	65.1	63.5	62.5	63.7	65.3	60.8
Avg. Dist. to Rail [m]	2.0	1.4	1.8	4.4	4.5	3.9	1.1
Avg. Stride Freq. [Hz]	2.2	2.3	2.2	2.2	2.2	2.3	2.3
Avg. Stride Length [m]	6.4	7.8	7.8	7.7	7.7	7.5	7.1



- [] Ranking at each section and finish
- .-.- No data available at this section
- NA No data available



Horse/Jockey Name	Evocator
Final Rank	6
Fastest Section Time (Section)	0:11.28 (400m)
Top Speed [km/h] (Section)	65.4 (400m)
Race State	Finished

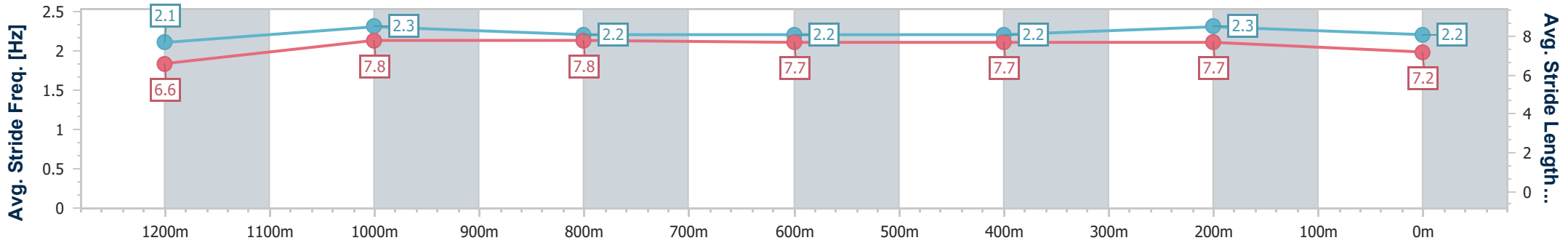
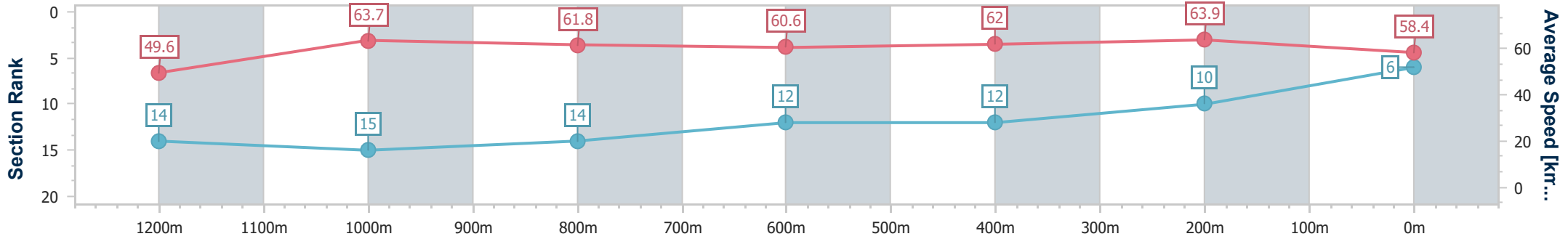


Eagle Farm QLD Professional
 Race 4: SKY RACING BENCHMARK 75 Handicap - 1400m
 27 April 2024 - 13:27
 Track Rating: Soft 5, Weather: Fine, Rail Position: +3m



BRISBANE
RACING CLUB

Section	Overall	1200m	1000m	800m	600m	400m	200m
Section Times	1:24.82 [6] (0:14.55)	1:10.27 [14] (0:11.33)	0:58.94 [15] (0:11.76)	0:47.18 [14] (0:11.91)	0:35.27 [12] (0:11.65)	0:23.62 [12] (0:11.28)	0:12.34 [10] (0:12.34)
Average Speed [km/h]	49.6	63.7	61.8	60.6	62.0	63.9	58.4
Top Speed [km/h]	63.7	64.9	62.5	62.8	64.4	65.4	60.9
Avg. Dist. to Rail [m]	4.0	2.9	2.3	0.8	1.2	3.8	1.8
Avg. Stride Freq. [Hz]	2.1	2.3	2.2	2.2	2.2	2.3	2.2
Avg. Stride Length [m]	6.6	7.8	7.8	7.7	7.7	7.7	7.2



- [] Ranking at each section and finish
- .-.- No data available at this section
- NA No data available



Horse/Jockey Name	Winston Smurfhill
Final Rank	7
Fastest Section Time (Section)	0:11.26 (1200m)
Top Speed [km/h] (Section)	66.9 (Overall)
Race State	Finished

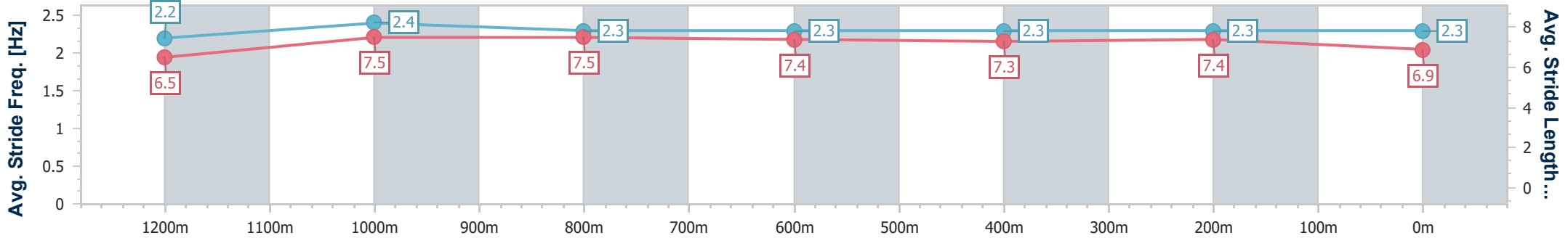
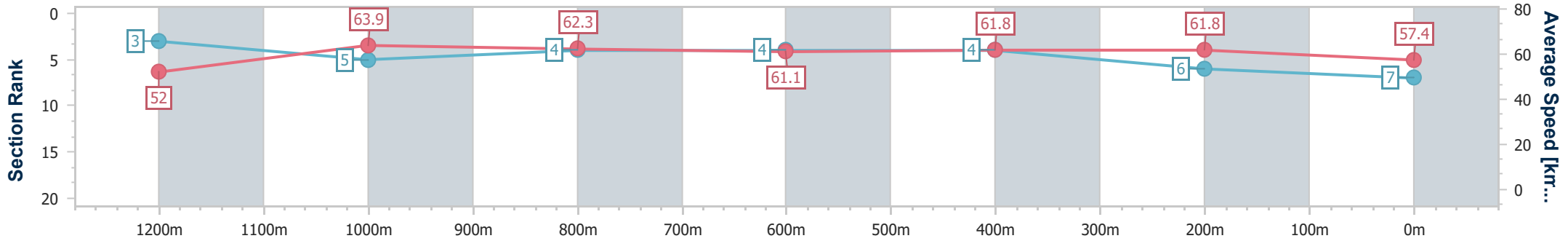


Eagle Farm QLD Professional
 Race 4: SKY RACING BENCHMARK 75 Handicap - 1400m
 27 April 2024 - 13:27
 Track Rating: Soft 5, Weather: Fine, Rail Position: +3m



BRISBANE
RACING CLUB

Section	Overall	1200m	1000m	800m	600m	400m	200m
Section Times	1:24.86 [7] (0:13.84)	1:11.02 [3] (0:11.26)	0:59.76 [5] (0:11.72)	0:48.04 [4] (0:12.04)	0:36.00 [4] (0:11.82)	0:24.18 [4] (0:11.65)	0:12.53 [6] (0:12.53)
Average Speed [km/h]	52.0	63.9	62.3	61.1	61.8	61.8	57.4
Top Speed [km/h]	66.9	66.8	63.4	61.6	63.2	63.2	60.6
Avg. Dist. to Rail [m]	0.7	1.1	2.9	4.6	3.0	5.2	4.7
Avg. Stride Freq. [Hz]	2.2	2.4	2.3	2.3	2.3	2.3	2.3
Avg. Stride Length [m]	6.5	7.5	7.5	7.4	7.3	7.4	6.9



- [] Ranking at each section and finish
- .-.- No data available at this section
- NA No data available



Horse/Jockey Name	Sunset Soiree
Final Rank	8
Fastest Section Time (Section)	0:11.27 (1200m)
Top Speed [km/h] (Section)	65.9 (400m)
Race State	Finished

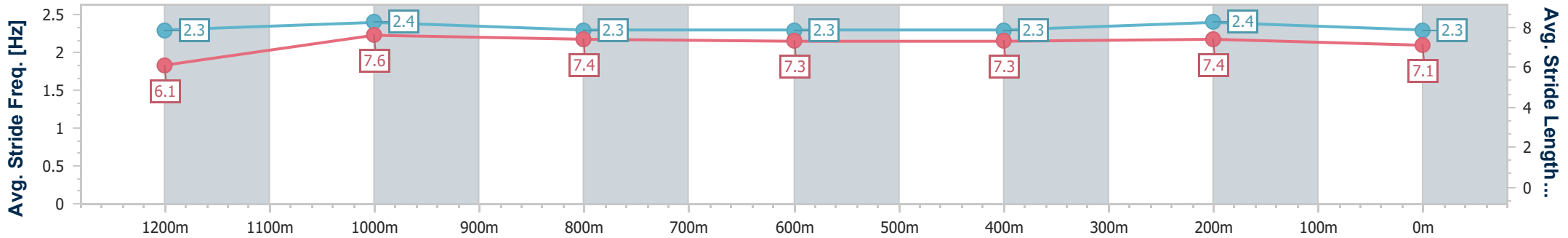
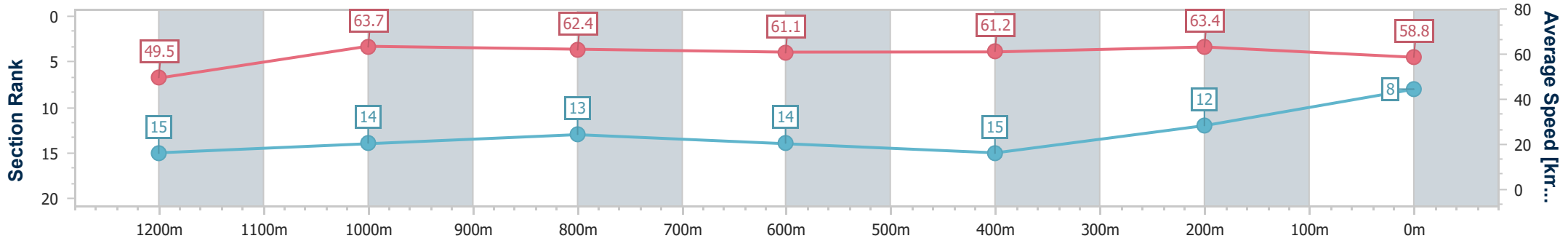


Eagle Farm QLD Professional
 Race 4: SKY RACING BENCHMARK 75 Handicap - 1400m
 27 April 2024 - 13:27
 Track Rating: Soft 5, Weather: Fine, Rail Position: +3m



BRISBANE
 RACING CLUB

Section	Overall	1200m	1000m	800m	600m	400m	200m
Section Times	1:25.02 [8] (0:14.58)	1:10.44 [15] (0:11.27)	0:59.17 [14] (0:11.72)	0:47.45 [13] (0:12.00)	0:35.45 [14] (0:11.87)	0:23.58 [15] (0:11.32)	0:12.26 [12] (0:12.26)
Average Speed [km/h]	49.5	63.7	62.4	61.1	61.2	63.4	58.8
Top Speed [km/h]	64.3	65.1	63.5	63.5	64.4	65.9	60.6
Avg. Dist. to Rail [m]	1.3	0.3	2.8	3.7	1.7	3.2	5.1
Avg. Stride Freq. [Hz]	2.3	2.4	2.3	2.3	2.3	2.4	2.3
Avg. Stride Length [m]	6.1	7.6	7.4	7.3	7.3	7.4	7.1



- [] Ranking at each section and finish
- .-.- No data available at this section
- NA No data available



Horse/Jockey Name	Bowrider
Final Rank	9
Fastest Section Time (Section)	0:11.17 (1200m)
Top Speed [km/h] (Section)	67.0 (Overall)
Race State	Finished

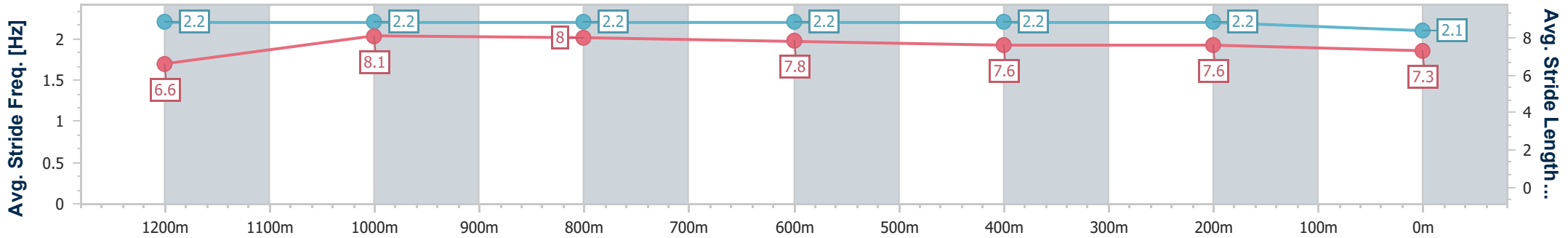
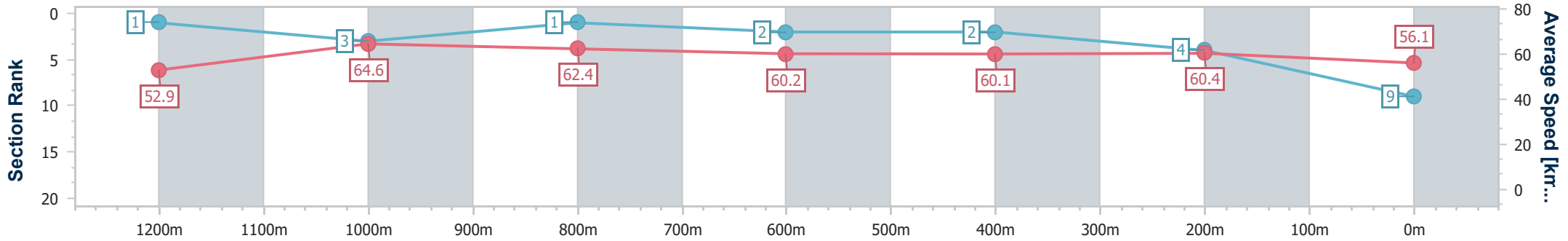


Eagle Farm QLD Professional
 Race 4: SKY RACING BENCHMARK 75 Handicap - 1400m
 27 April 2024 - 13:27
 Track Rating: Soft 5, Weather: Fine, Rail Position: +3m



BRISBANE
RACING CLUB

Section	Overall	1200m	1000m	800m	600m	400m	200m
Section Times	1:25.13 [9] (0:13.65)	1:11.48 [1] (0:11.17)	1:00.31 [3] (0:11.63)	0:48.68 [1] (0:12.01)	0:36.67 [2] (0:11.90)	0:24.77 [2] (0:11.92)	0:12.85 [4] (0:12.85)
Average Speed [km/h]	52.9	64.6	62.4	60.2	60.1	60.4	56.1
Top Speed [km/h]	67.0	67.0	63.8	60.9	60.6	61.9	58.6
Avg. Dist. to Rail [m]	3.2	1.9	1.7	1.8	1.8	3.5	4.2
Avg. Stride Freq. [Hz]	2.2	2.2	2.2	2.2	2.2	2.2	2.1
Avg. Stride Length [m]	6.6	8.1	8.0	7.8	7.6	7.6	7.3



- [] Ranking at each section and finish
- .-.- No data available at this section
- NA No data available



Horse/Jockey Name	Blazen Boots
Final Rank	10
Fastest Section Time (Section)	0:11.18 (1200m)
Top Speed [km/h] (Section)	66.0 (1200m)
Race State	Finished

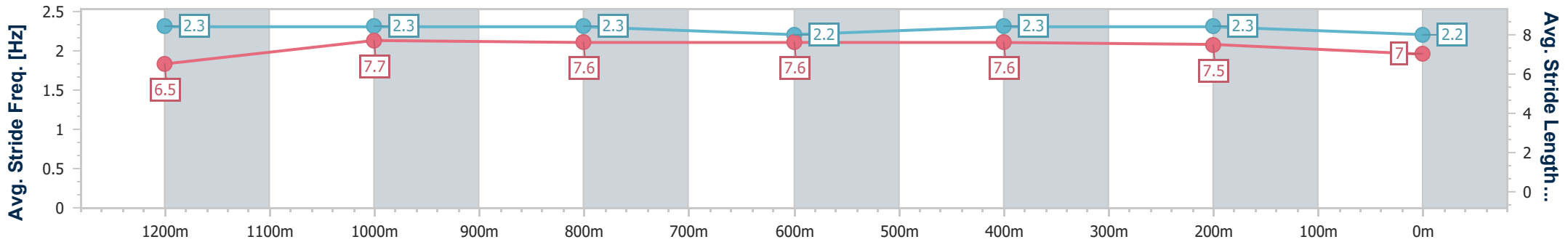
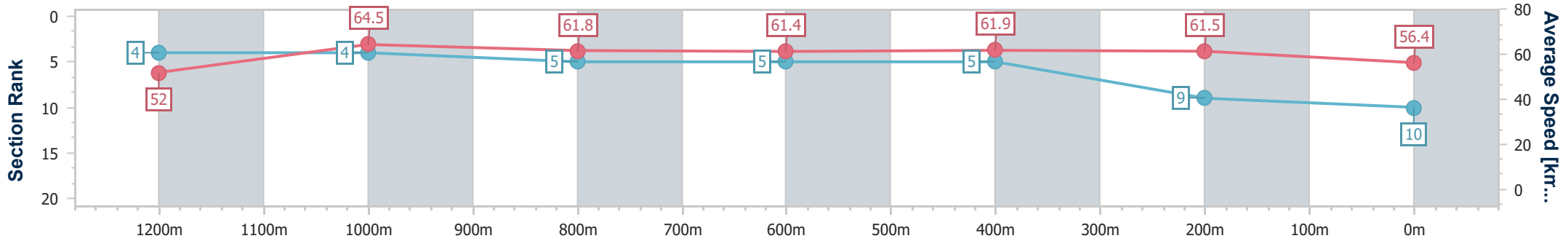


Eagle Farm QLD Professional
 Race 4: SKY RACING BENCHMARK 75 Handicap - 1400m
 27 April 2024 - 13:27
 Track Rating: Soft 5, Weather: Fine, Rail Position: +3m



BRISBANE
 RACING CLUB

Section	Overall	1200m	1000m	800m	600m	400m	200m
Section Times	1:25.23 [10] (0:13.89)	1:11.34 [4] (0:11.18)	1:00.16 [4] (0:11.97)	0:48.19 [5] (0:11.87)	0:36.32 [5] (0:11.85)	0:24.47 [5] (0:11.70)	0:12.77 [9] (0:12.77)
Average Speed [km/h]	52.0	64.5	61.8	61.4	61.9	61.5	56.4
Top Speed [km/h]	65.6	66.0	63.5	62.1	62.7	63.5	59.1
Avg. Dist. to Rail [m]	5.0	3.7	5.2	2.9	3.4	7.2	8.8
Avg. Stride Freq. [Hz]	2.3	2.3	2.3	2.2	2.3	2.3	2.2
Avg. Stride Length [m]	6.5	7.7	7.6	7.6	7.6	7.5	7.0



- [] Ranking at each section and finish
- .-.- No data available at this section
- NA No data available



Horse/Jockey Name	Poetic Drama
Final Rank	11
Fastest Section Time (Section)	0:11.33 (1200m)
Top Speed [km/h] (Section)	65.5 (400m)
Race State	Finished

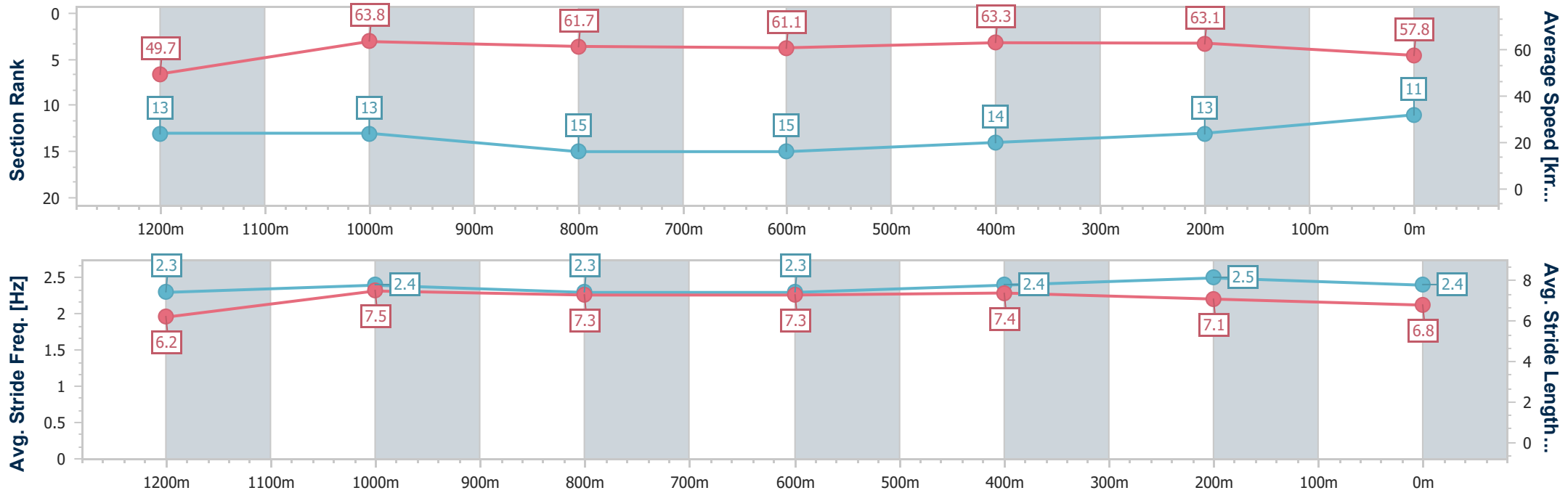


Eagle Farm QLD Professional
 Race 4: SKY RACING BENCHMARK 75 Handicap - 1400m
 27 April 2024 - 13:27
 Track Rating: Soft 5, Weather: Fine, Rail Position: +3m



BRISBANE
 RACING CLUB

Section	Overall	1200m	1000m	800m	600m	400m	200m
Section Times	1:25.28 [11] (0:14.52)	1:10.76 [13] (0:11.33)	0:59.43 [13] (0:11.85)	0:47.58 [15] (0:12.04)	0:35.54 [15] (0:11.67)	0:23.87 [14] (0:11.39)	0:12.48 [13] (0:12.48)
Average Speed [km/h]	49.7	63.8	61.7	61.1	63.3	63.1	57.8
Top Speed [km/h]	63.5	65.4	62.1	63.4	65.2	65.5	60.9
Avg. Dist. to Rail [m]	6.1	3.0	3.3	5.5	5.0	11.2	9.7
Avg. Stride Freq. [Hz]	2.3	2.4	2.3	2.3	2.4	2.5	2.4
Avg. Stride Length [m]	6.2	7.5	7.3	7.3	7.4	7.1	6.8



- [] Ranking at each section and finish
- .-.- No data available at this section
- NA No data available



Horse/Jockey Name	Collay's Spirit
Final Rank	12
Fastest Section Time (Section)	0:10.83 (1200m)
Top Speed [km/h] (Section)	67.7 (1200m)
Race State	Finished

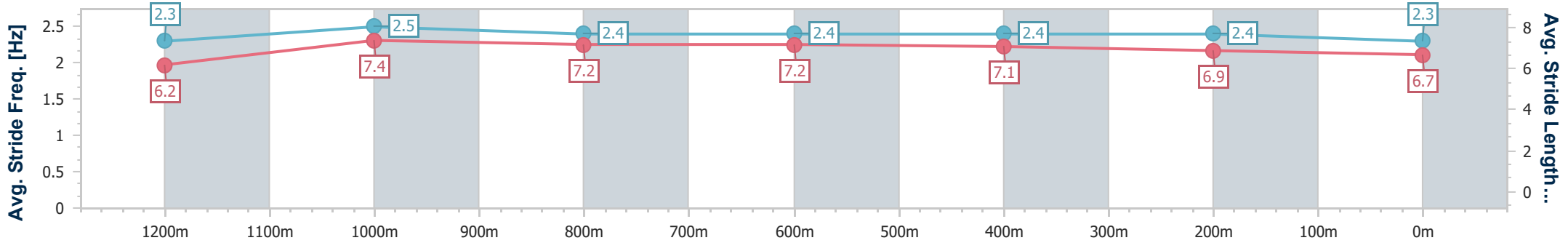
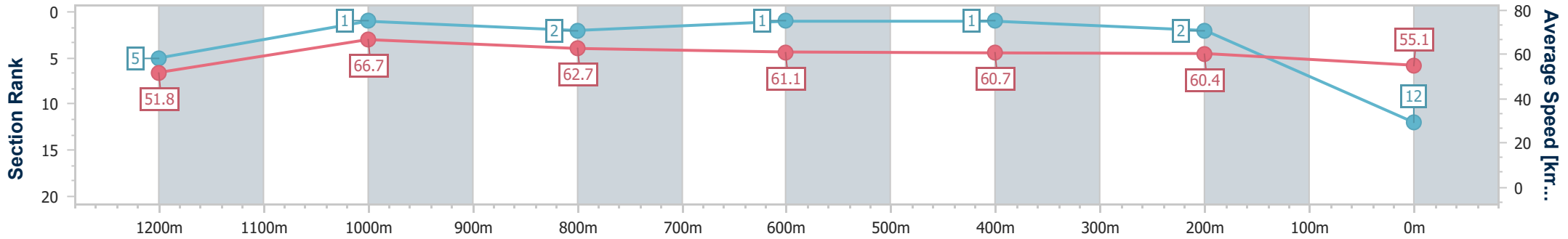


Eagle Farm QLD Professional
 Race 4: SKY RACING BENCHMARK 75 Handicap - 1400m
 27 April 2024 - 13:27
 Track Rating: Soft 5, Weather: Fine, Rail Position: +3m



BRISBANE
RACING CLUB

Section	Overall	1200m	1000m	800m	600m	400m	200m
Section Times	1:25.28 [12] (0:13.95)	1:11.33 [5] (0:10.83)	1:00.50 [1] (0:11.71)	0:48.79 [2] (0:11.88)	0:36.91 [1] (0:11.95)	0:24.96 [1] (0:11.87)	0:13.09 [2] (0:13.09)
Average Speed [km/h]	51.8	66.7	62.7	61.1	60.7	60.4	55.1
Top Speed [km/h]	67.2	67.7	65.5	62.0	62.0	62.0	58.8
Avg. Dist. to Rail [m]	10.6	4.5	3.5	1.9	1.4	4.6	4.0
Avg. Stride Freq. [Hz]	2.3	2.5	2.4	2.4	2.4	2.4	2.3
Avg. Stride Length [m]	6.2	7.4	7.2	7.2	7.1	6.9	6.7



- [] Ranking at each section and finish
- .-.- No data available at this section
- NA No data available



Horse/Jockey Name	Extraordinaire
Final Rank	13
Fastest Section Time (Section)	0:11.40 (1200m)
Top Speed [km/h] (Section)	65.3 (1200m)
Race State	Finished

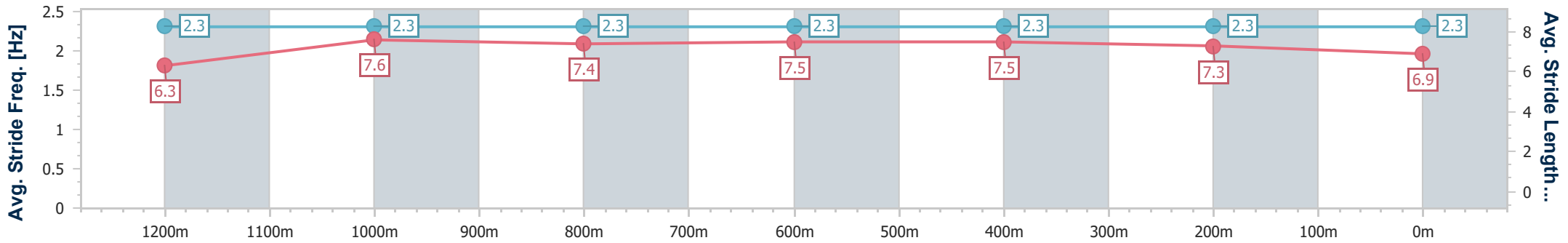
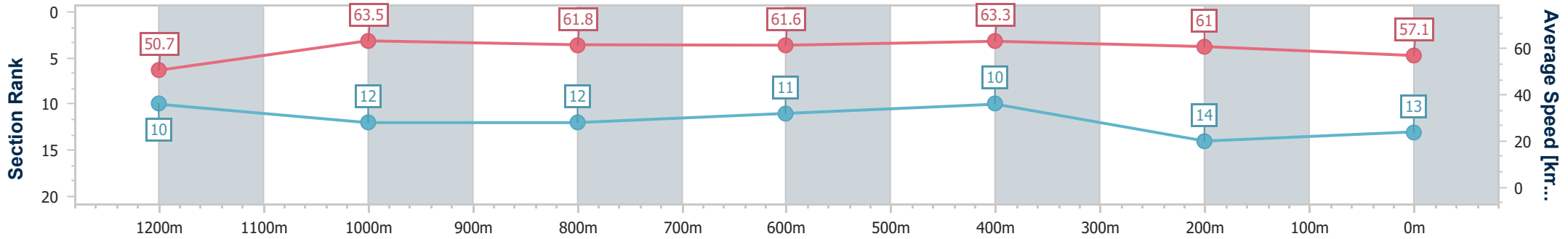


Eagle Farm QLD Professional
 Race 4: SKY RACING BENCHMARK 75 Handicap - 1400m
 27 April 2024 - 13:27
 Track Rating: Soft 5, Weather: Fine, Rail Position: +3m



BRISBANE
RACING CLUB

Section	Overall	1200m	1000m	800m	600m	400m	200m
Section Times	1:25.48 [13] (0:14.26)	1:11.22 [10] (0:11.40)	0:59.82 [12] (0:11.87)	0:47.95 [12] (0:11.94)	0:36.01 [11] (0:11.60)	0:24.41 [10] (0:11.77)	0:12.64 [14] (0:12.64)
Average Speed [km/h]	50.7	63.5	61.8	61.6	63.3	61.0	57.1
Top Speed [km/h]	65.1	65.3	63.1	63.3	64.6	64.2	59.6
Avg. Dist. to Rail [m]	10.7	4.8	3.7	4.8	3.7	9.7	11.3
Avg. Stride Freq. [Hz]	2.3	2.3	2.3	2.3	2.3	2.3	2.3
Avg. Stride Length [m]	6.3	7.6	7.4	7.5	7.5	7.3	6.9



- [] Ranking at each section and finish
- .-.- No data available at this section
- NA No data available



Horse/Jockey Name	Smytzer
Final Rank	14
Fastest Section Time (Section)	0:11.36 (1200m)
Top Speed [km/h] (Section)	65.3 (600m)
Race State	Finished

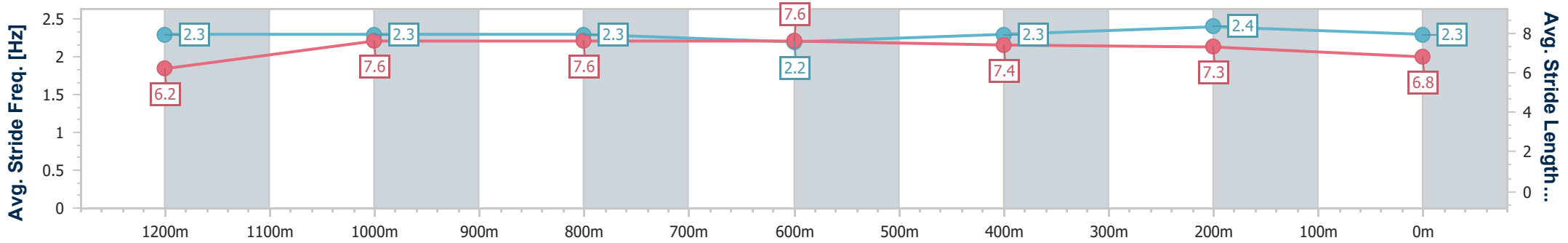
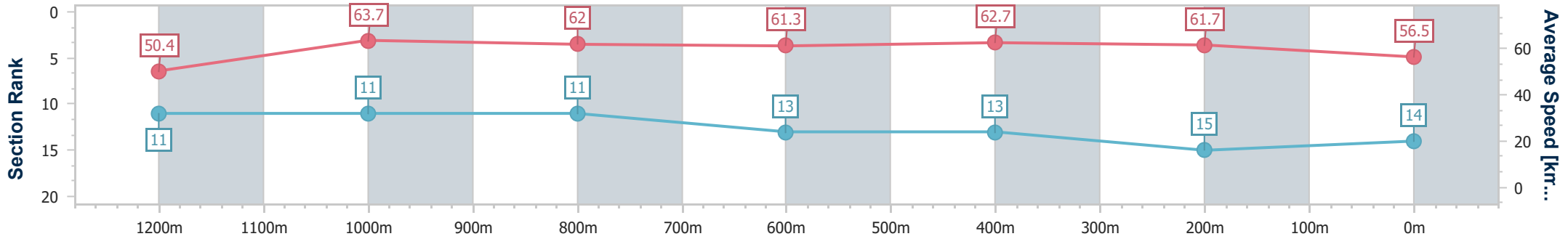


Eagle Farm QLD Professional
 Race 4: SKY RACING BENCHMARK 75 Handicap - 1400m
 27 April 2024 - 13:27
 Track Rating: Soft 5, Weather: Fine, Rail Position: +3m



BRISBANE
RACING CLUB

Section	Overall	1200m	1000m	800m	600m	400m	200m
Section Times	1:25.70 [14] (0:14.30)	1:11.40 [11] (0:11.36)	1:00.04 [11] (0:11.86)	0:48.18 [11] (0:12.04)	0:36.14 [13] (0:11.71)	0:24.43 [13] (0:11.66)	0:12.77 [15] (0:12.77)
Average Speed [km/h]	50.4	63.7	62.0	61.3	62.7	61.7	56.5
Top Speed [km/h]	64.6	65.1	62.5	64.0	65.3	63.8	59.4
Avg. Dist. to Rail [m]	7.6	4.5	4.6	4.6	4.6	10.0	9.7
Avg. Stride Freq. [Hz]	2.3	2.3	2.3	2.2	2.3	2.4	2.3
Avg. Stride Length [m]	6.2	7.6	7.6	7.6	7.4	7.3	6.8



- [] Ranking at each section and finish
- .-.- No data available at this section
- NA No data available



Horse/Jockey Name	Brentwood
Final Rank	15
Fastest Section Time (Section)	0:11.27 (1200m)
Top Speed [km/h] (Section)	65.7 (1200m)
Race State	Finished

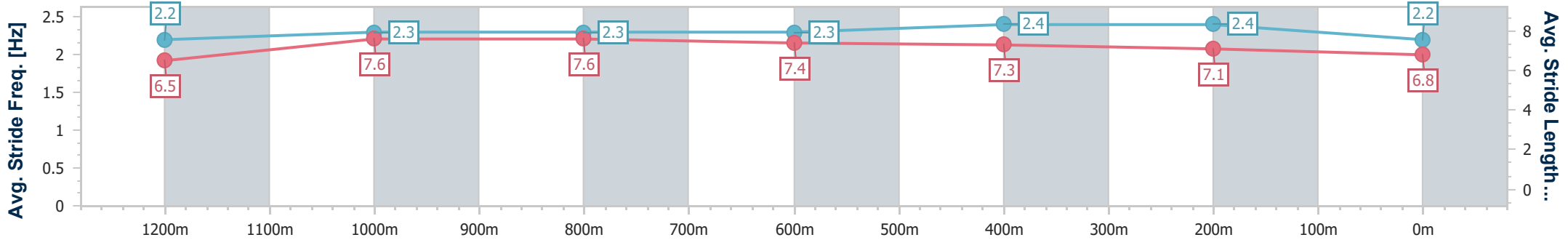
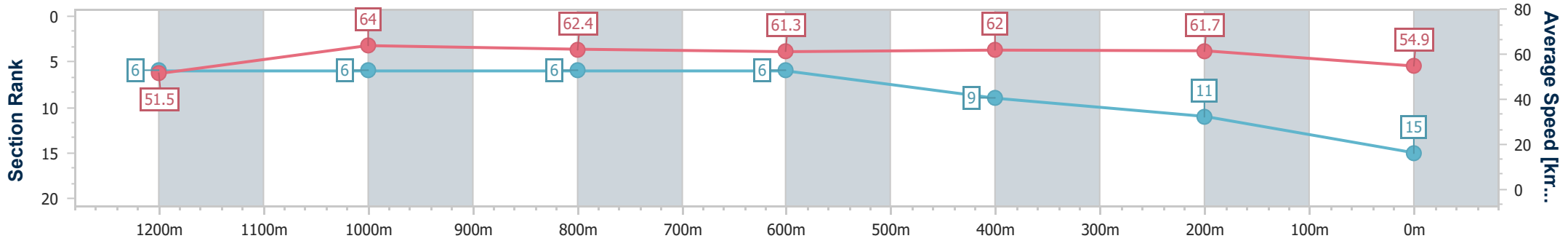


Eagle Farm QLD Professional
 Race 4: SKY RACING BENCHMARK 75 Handicap - 1400m
 27 April 2024 - 13:27
 Track Rating: Soft 5, Weather: Fine, Rail Position: +3m



BRISBANE
RACING CLUB

Section	Overall	1200m	1000m	800m	600m	400m	200m
Section Times	1:25.77 [15] (0:14.06)	1:11.71 [6] (0:11.27)	1:00.44 [6] (0:11.73)	0:48.71 [6] (0:12.05)	0:36.66 [6] (0:11.84)	0:24.82 [9] (0:11.69)	0:13.13 [11] (0:13.13)
Average Speed [km/h]	51.5	64.0	62.4	61.3	62.0	61.7	54.9
Top Speed [km/h]	65.5	65.7	64.5	62.2	63.0	63.5	59.0
Avg. Dist. to Rail [m]	5.9	3.4	3.6	5.4	4.3	8.0	7.8
Avg. Stride Freq. [Hz]	2.2	2.3	2.3	2.3	2.4	2.4	2.2
Avg. Stride Length [m]	6.5	7.6	7.6	7.4	7.3	7.1	6.8



- [] Ranking at each section and finish
- .-.- No data available at this section
- NA No data available



Eagle Farm QLD Professional

Race 5: TOM TRESTON BENCHMARK 90 Handicap - 1300m

27 April 2024 - 13:59



BRISBANE
RACING CLUB

Track Rating: Soft 5, Weather: Fine, Rail Position: +3m

Section		Field Times										Last 600m
		Overall	1200m	1000m	800m	600m	400m					0:35.71
		(0:07.59)	(0:10.78)	(0:11.22)	(0:11.62)	(0:11.62)	(0:11.73)					
Rank	TAB Horse/Jockey	Barrier	Top Speed [km/h]	Fastest Section								Distance Travelled [m]
1	8 OVIDIUS Tahlia Fenlon	6	67.4	0:07.67	1:16.92 [1] (0:07.67)	1:09.25 [5] (0:10.90)	0:58.35 [3] (0:11.29)	0:47.06 [2] (0:11.72)	0:35.34 [2] (0:11.54)	0:23.80 [2] (0:11.44)	0:35.34	
2	6 NED'S GULLY Mark Du Plessis	7	66.9	0:07.59	1:16.96 [2] (0:07.59)	1:09.37 [1] (0:11.01)	0:58.36 [4] (0:11.39)	0:46.97 [4] (0:11.73)	0:35.24 [5] (0:11.65)	0:23.59 [5] (0:11.22)	0:35.24 +4	
3	12 SUNFALL Martin Harley	3	65.4	0:07.66	1:17.21 [3] (0:07.66)	1:09.55 [4] (0:11.32)	0:58.23 [7] (0:11.30)	0:46.93 [6] (0:11.66)	0:35.27 [6] (0:11.45)	0:23.82 [6] (0:11.40)	0:35.27 +1	
4	9 HOLLYWOOD NORTH Michael Rodd	4	65.5	0:07.85	1:17.39 [4] (0:07.85)	1:09.54 [8] (0:11.30)	0:58.24 [9] (0:11.44)	0:46.80 [9] (0:11.69)	0:35.11 [9] (0:11.41)	0:23.70 [9] (0:11.27)	0:35.11 +1	
5	7 BETTCHA THE CROWN Cejay Graham	14	66.4	0:08.03	1:17.39 [5] (0:08.03)	1:09.36 [11] (0:11.06)	0:58.30 [8] (0:11.37)	0:46.93 [8] (0:11.68)	0:35.25 [8] (0:11.36)	0:23.89 [7] (0:11.40)	0:35.25 +5	
6	15 OUR MAGNUS Robbie Dolan	8	65.4	0:07.99	1:17.58 [6] (0:07.99)	1:09.59 [10] (0:11.21)	0:58.38 [10] (0:11.46)	0:46.92 [10] (0:11.74)	0:35.18 [10] (0:11.41)	0:23.77 [11] (0:11.34)	0:35.18 +5	
7	1 SNEAK PREVIEW Paul Hamblin	12	65.9	0:08.42	1:17.66 [7] (0:08.42)	1:09.24 [14] (0:11.63)	0:57.61 [14] (0:11.55)	0:46.06 [14] (0:11.79)	0:34.27 [14] (0:11.45)	0:22.82 [14] (0:11.06)	0:34.27 -6	
8	11 REJOICED Vlad Duric	13	69.7	0:07.63	1:17.70 [8] (0:07.63)	1:10.07 [2] (0:10.74)	0:59.33 [1] (0:11.22)	0:48.11 [1] (0:11.62)	0:36.49 [1] (0:11.62)	0:24.87 [1] (0:11.79)	0:36.49 +3	
9	3 NEVER NO MORE Jake Bayliss	5	66.3	0:07.77	1:17.71 [9] (0:07.77)	1:09.94 [7] (0:11.08)	0:58.86 [5] (0:11.52)	0:47.34 [7] (0:11.72)	0:35.62 [7] (0:11.50)	0:24.12 [8] (0:11.41)	0:35.62 +3	
10	10 NASHIRA Kyle Wilson-Taylor	15	66.6	0:07.64	1:17.73 [10] (0:07.64)	1:10.09 [3] (0:11.22)	0:58.87 [6] (0:11.34)	0:47.53 [5] (0:11.51)	0:36.02 [4] (0:11.57)	0:24.45 [4] (0:11.46)	0:36.02 +6	

Scratched: Sir Warwick (#13)

Report Created: Sat 27 April 2024 14:22 GMT+10 (Note: Timing is based on position data)

Page 1/18

[] Ranking at each section and finish
 -:-:- No data available at this section
 NA No data available

SCN Saddle cloth number
 DNF Did not finish
 DNT Did not track

data processed by TRIPLES DATA



Eagle Farm QLD Professional

Race 5: TOM TRESTON BENCHMARK 90 Handicap - 1300m

27 April 2024 - 13:59



BRISBANE
RACING CLUB

Track Rating: Soft 5, Weather: Fine, Rail Position: +3m

Section	Overall	1200m	1000m	800m	600m	400m	Last 600m
Field Times	1:16.92 (0:07.59)	1:09.33 (0:10.78)	0:58.55 (0:11.22)	0:47.33 (0:11.62)	0:35.71 (0:11.62)	0:24.09 (0:11.73)	0:35.71

Rank	TAB	Horse/Jockey	Barrier	Top Speed [km/h]	Fastest Section	Overall	1200m	1000m	800m	600m	400m	Last 600m	Distance Travelled [m]
11	14	TARA JASMINE Jim Byrne	1	65.6	0:07.89	1:17.77 [11] (0:07.89)	1:09.88 [9] (0:11.44)	0:58.44 [11] (0:11.34)	0:47.10 [11] (0:11.73)	0:35.37 [10] (0:11.39)	0:23.98 [10] (0:11.33)	0:35.37	-4
12	2	IRISH PLAYBOY Boris Thornton	10	64.9	0:08.05	1:18.17 [12] (0:08.05)	1:10.12 [13] (0:11.48)	0:58.64 [13] (0:11.49)	0:47.15 [13] (0:11.69)	0:35.46 [13] (0:11.42)	0:24.04 [13] (0:11.40)	0:35.46	+1
13	5	MAGIC CHARLEE Bailey Wheeler	2	65.6	0:08.04	1:18.64 [13] (0:08.04)	1:10.60 [12] (0:11.44)	0:59.16 [12] (0:11.36)	0:47.80 [12] (0:11.65)	0:36.15 [12] (0:11.52)	0:24.63 [12] (0:11.55)	0:36.15	+2
14	4	SWISS EXILE Ryan Maloney	11	68.6	0:07.67	1:18.66 [14] (0:07.67)	1:10.99 [6] (0:10.89)	1:00.10 [2] (0:11.30)	0:48.80 [2] (0:11.78)	0:37.02 [3] (0:11.59)	0:25.43 [3] (0:11.76)	0:37.02	+6

Scratched: Sir Warwick (#13)

[] Ranking at each section and finish
 -:-:-:- No data available at this section
 NA No data available

SCN Saddle cloth number
 DNF Did not finish
 DNT Did not track



Eagle Farm QLD Professional

Race 5: TOM TRESTON BENCHMARK 90 Handicap - 1300m

27 April 2024 - 13:59



BRISBANE
RACING CLUB

Track Rating: Soft 5, Weather: Fine, Rail Position: +3m

Section							200m			Last 600m
Field Times							0:12.36			0:35.71
							(0:12.36)			
Rank	TAB	Horse/Jockey	Barrier	Top Speed [km/h]	Fastest Section	Margin				Distance Travelled [m]
1	8	OVIDIUS	6	67.4	0:07.67	0:12.36 [1]	1:16.92			0:35.34
		Tahlia Fenlon		1200m	Overall	(0:12.36)				
2	6	NED'S GULLY	7	66.9	0:07.59	0:12.37 [2]	0.04L			0:35.24 +4
		Mark Du Plessis		1200m	Overall	(0:12.37)				
3	12	SUNFALL	3	65.4	0:07.66	0:12.42 [5]	0.25L			0:35.27 +1
		Martin Harley		1000m	Overall	(0:12.42)				
4	9	HOLLYWOOD NORTH	4	65.5	0:07.85	0:12.43 [7]	0.18L			0:35.11 +1
		Michael Rodd		600m	Overall	(0:12.43)				
5	7	BETTCHA THE CROWN	14	66.4	0:08.03	0:12.49 [6]	0L			0:35.25 +5
		Cejay Graham		1200m	Overall	(0:12.49)				
6	15	OUR MAGNUS	8	65.4	0:07.99	0:12.43 [11]	0.19L			0:35.18 +5
		Robbie Dolan		1000m	Overall	(0:12.43)				
7	1	SNEAK PREVIEW	12	65.9	0:08.42	0:11.76 [14]	0.08L			0:34.27 -6
		Paul Hamblin		400m	Overall	(0:11.76)				
8	11	REJOICED	13	69.7	0:07.63	0:13.08 [3]	0.04L			0:36.49 +3
		Vlad Duric		1200m	Overall	(0:13.08)				
9	3	NEVER NO MORE	5	66.3	0:07.77	0:12.71 [9]	0.01L			0:35.62 +3
		Jake Bayliss		1200m	Overall	(0:12.71)				
10	10	NASHIRA	15	66.6	0:07.64	0:12.99 [4]	0.02L			0:36.02 +6
		Kyle Wilson-Taylor		1200m	Overall	(0:12.99)				

Scratched: Sir Warwick (#13)

Report Created: Sat 27 April 2024 14:22 GMT+10 (Note: Timing is based on position data)

Page 3/18

[] Ranking at each section and finish
 -:-:- No data available at this section
 NA No data available

SCN Saddle cloth number
 DNF Did not finish
 DNT Did not track

data processed by  **TRIPLES DATA**



Eagle Farm QLD Professional

Race 5: TOM TRESTON BENCHMARK 90 Handicap - 1300m

27 April 2024 - 13:59



BRISBANE
RACING CLUB

Track Rating: Soft 5, Weather: Fine, Rail Position: +3m

Section				200m				Last 600m	
Field Times				0:12.36 (0:12.36)				0:35.71	
Rank	TAB	Horse/Jockey	Barrier	Top Speed [km/h]	Fastest Section	Margin			Distance Travelled [m]
11	14	TARA JASMINE Jim Byrne	1	65.6 1000m	0:07.89 Overall	0:12.65 [10] (0:12.65)	0.04L		0:35.37 -4
12	2	IRISH PLAYBOY Boris Thornton	10	64.9 400m	0:08.05 Overall	0:12.64 [12] (0:12.64)	0.4L		0:35.46 +1
13	5	MAGIC CHARLEE Bailey Wheeler	2	65.6 1000m	0:08.04 Overall	0:13.08 [13] (0:13.08)	0.47L		0:36.15 +2
14	4	SWISS EXILE Ryan Maloney	11	68.6 1200m	0:07.67 Overall	0:13.67 [8] (0:13.67)	0.02L		0:37.02 +6

Scratched: Sir Warwick (#13)



Horse/Jockey Name	Ovidius
Final Rank	1
Fastest Section Time (Section)	0:07.67 (Overall)
Top Speed [km/h] (Section)	67.4 (1200m)
Race State	Finished

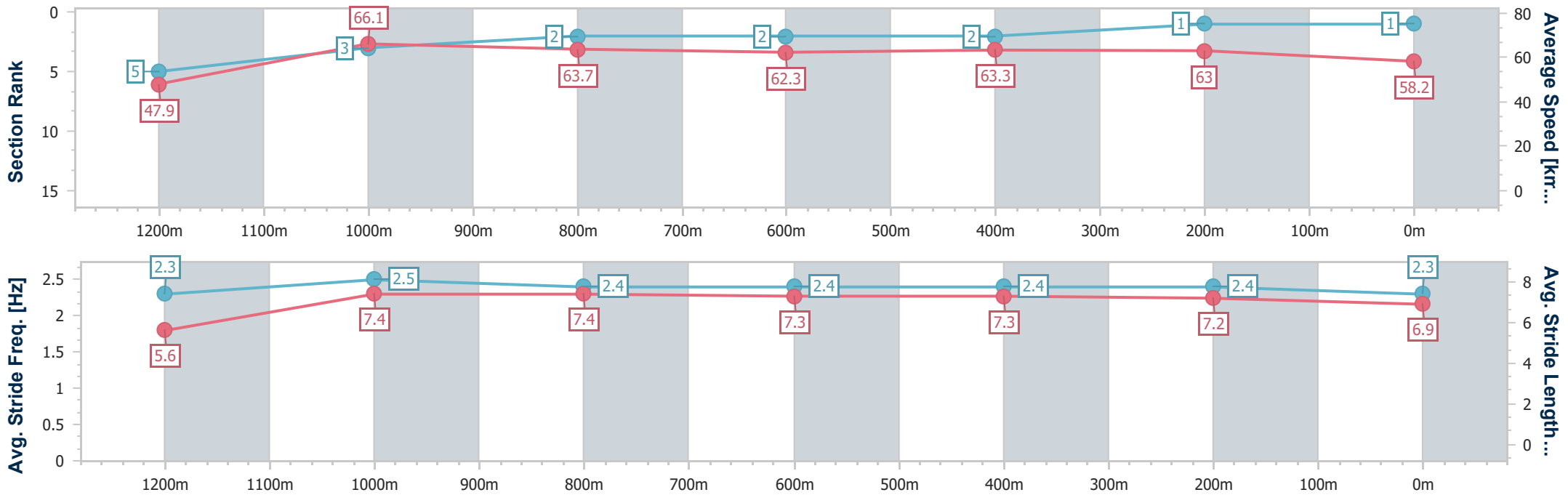


Eagle Farm QLD Professional
 Race 5: TOM TRESTON BENCHMARK 90 Handicap - 1300m
 27 April 2024 - 13:59
 Track Rating: Soft 5, Weather: Fine, Rail Position: +3m



BRISBANE
 RACING CLUB

Section	Overall	1200m	1000m	800m	600m	400m	200m
Section Times	1:16.92 [1] (0:07.67)	1:09.25 [5] (0:10.90)	0:58.35 [3] (0:11.29)	0:47.06 [2] (0:11.72)	0:35.34 [2] (0:11.54)	0:23.80 [2] (0:11.44)	0:12.36 [1] (0:12.36)
Average Speed [km/h]	47.9	66.1	63.7	62.3	63.3	63.0	58.2
Top Speed [km/h]	64.0	67.4	65.9	64.3	65.3	65.4	61.8
Avg. Dist. to Rail [m]	14.0	1.9	0.7	3.4	2.4	0.5	1.0
Avg. Stride Freq. [Hz]	2.3	2.5	2.4	2.4	2.4	2.4	2.3
Avg. Stride Length [m]	5.6	7.4	7.4	7.3	7.3	7.2	6.9



- [] Ranking at each section and finish
- .-.- No data available at this section
- NA No data available



Horse/Jockey Name	Ned's Gully
Final Rank	2
Fastest Section Time (Section)	0:07.59 (Overall)
Top Speed [km/h] (Section)	66.9 (1200m)
Race State	Finished

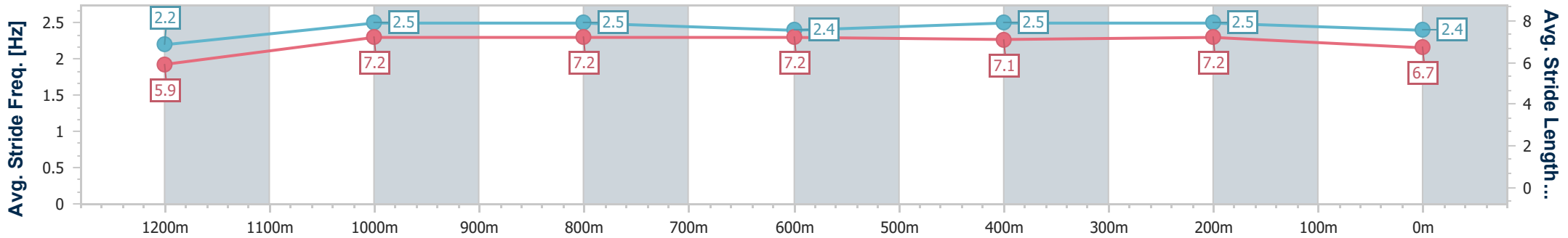
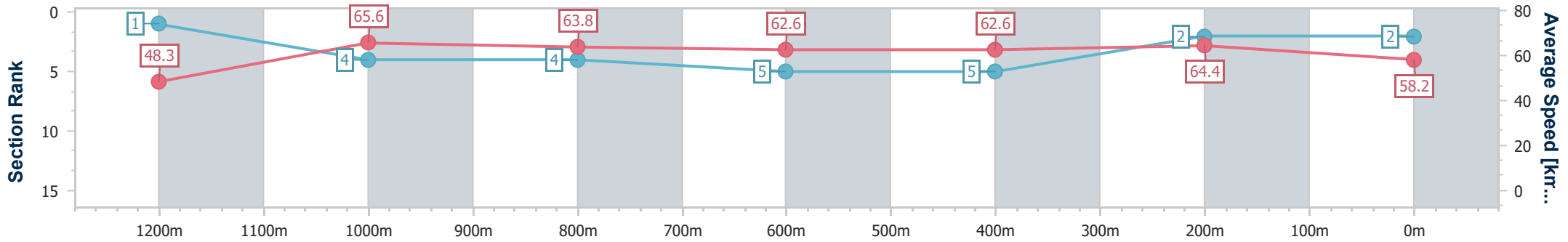


Eagle Farm QLD Professional
 Race 5: TOM TRESTON BENCHMARK 90 Handicap - 1300m
 27 April 2024 - 13:59
 Track Rating: Soft 5, Weather: Fine, Rail Position: +3m



BRISBANE
 RACING CLUB

Section	Overall	1200m	1000m	800m	600m	400m	200m
Section Times	1:16.96 [2] (0:07.59)	1:09.37 [1] (0:11.01)	0:58.36 [4] (0:11.39)	0:46.97 [4] (0:11.73)	0:35.24 [5] (0:11.65)	0:23.59 [5] (0:11.22)	0:12.37 [2] (0:12.37)
Average Speed [km/h]	48.3	65.6	63.8	62.6	62.6	64.4	58.2
Top Speed [km/h]	64.6	66.9	64.4	64.8	64.5	66.0	62.7
Avg. Dist. to Rail [m]	15.0	3.0	1.9	4.0	3.5	2.5	0.6
Avg. Stride Freq. [Hz]	2.2	2.5	2.5	2.4	2.5	2.5	2.4
Avg. Stride Length [m]	5.9	7.2	7.2	7.2	7.1	7.2	6.7



- [] Ranking at each section and finish
- .-.- No data available at this section
- NA No data available



Horse/Jockey Name	Sunfall
Final Rank	3
Fastest Section Time (Section)	0:07.66 (Overall)
Top Speed [km/h] (Section)	65.4 (1000m)
Race State	Finished

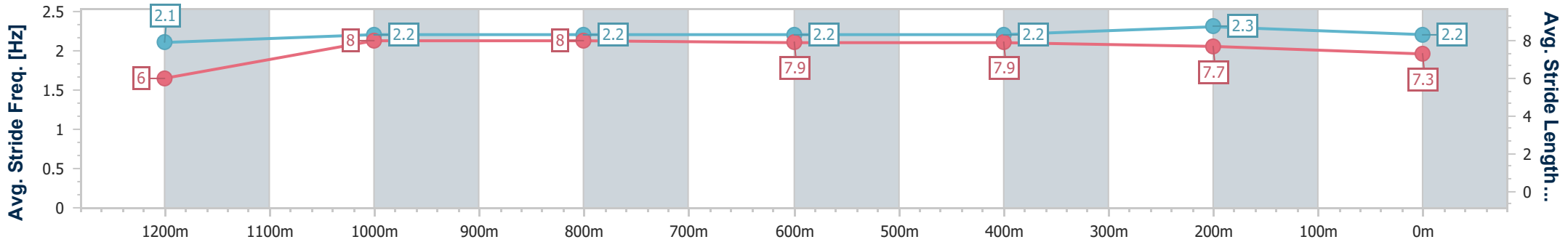
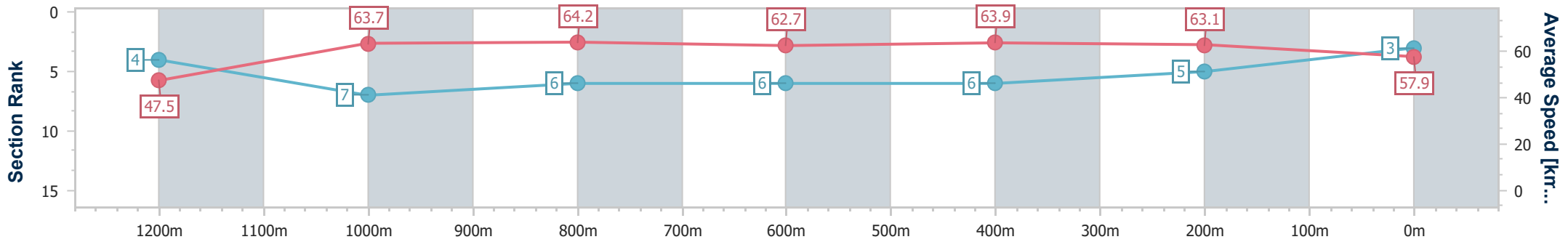


Eagle Farm QLD Professional
 Race 5: TOM TRESTON BENCHMARK 90 Handicap - 1300m
 27 April 2024 - 13:59
 Track Rating: Soft 5, Weather: Fine, Rail Position: +3m



BRISBANE
RACING CLUB

Section	Overall	1200m	1000m	800m	600m	400m	200m
Section Times	1:17.21 [3] (0:07.66)	1:09.55 [4] (0:11.32)	0:58.23 [7] (0:11.30)	0:46.93 [6] (0:11.66)	0:35.27 [6] (0:11.45)	0:23.82 [6] (0:11.40)	0:12.42 [5] (0:12.42)
Average Speed [km/h]	47.5	63.7	64.2	62.7	63.9	63.1	57.9
Top Speed [km/h]	61.9	65.0	65.4	63.6	64.8	64.9	61.5
Avg. Dist. to Rail [m]	10.9	2.4	1.4	2.9	2.9	3.8	3.2
Avg. Stride Freq. [Hz]	2.1	2.2	2.2	2.2	2.2	2.3	2.2
Avg. Stride Length [m]	6.0	8.0	8.0	7.9	7.9	7.7	7.3



- [] Ranking at each section and finish
- .-.- No data available at this section
- NA No data available



Horse/Jockey Name	Hollywood North
Final Rank	4
Fastest Section Time (Section)	0:07.85 (Overall)
Top Speed [km/h] (Section)	65.5 (600m)
Race State	Finished

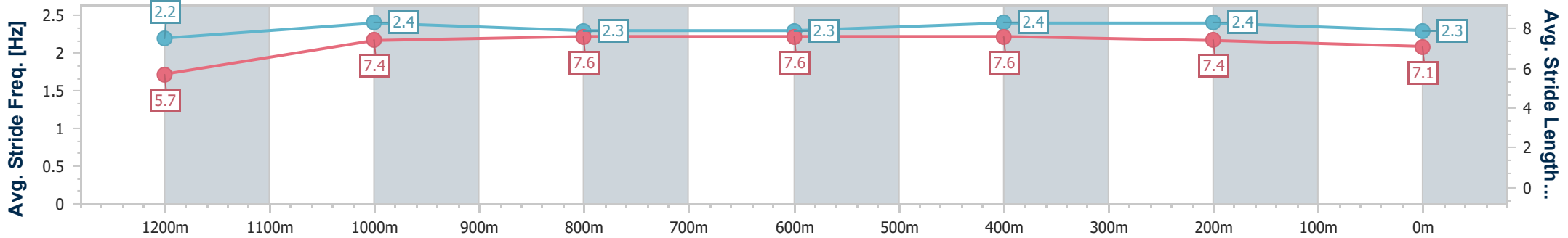
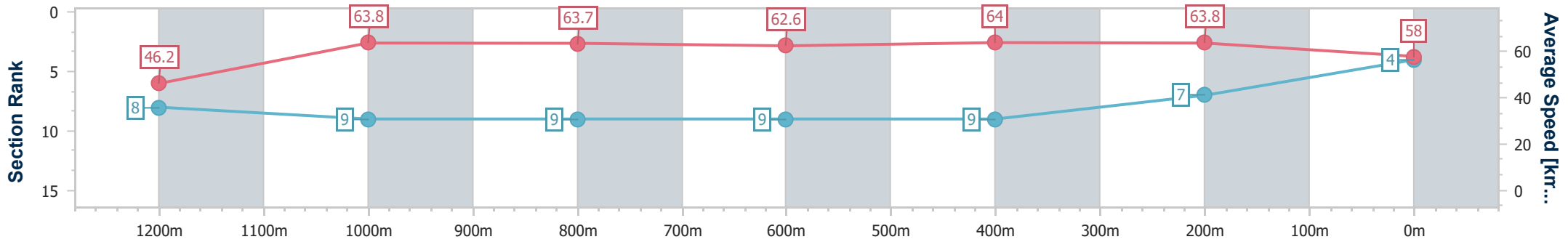


Eagle Farm QLD Professional
 Race 5: TOM TRESTON BENCHMARK 90 Handicap - 1300m
 27 April 2024 - 13:59
 Track Rating: Soft 5, Weather: Fine, Rail Position: +3m



BRISBANE
 RACING CLUB

Section	Overall	1200m	1000m	800m	600m	400m	200m
Section Times	1:17.39 [4] (0:07.85)	1:09.54 [8] (0:11.30)	0:58.24 [9] (0:11.44)	0:46.80 [9] (0:11.69)	0:35.11 [9] (0:11.41)	0:23.70 [9] (0:11.27)	0:12.43 [7]
Average Speed [km/h]	46.2	63.8	63.7	62.6	64.0	63.8	58.0
Top Speed [km/h]	60.6	65.4	64.8	63.4	65.5	65.2	61.3
Avg. Dist. to Rail [m]	11.2	2.4	1.8	3.2	3.2	5.5	6.7
Avg. Stride Freq. [Hz]	2.2	2.4	2.3	2.3	2.4	2.4	2.3
Avg. Stride Length [m]	5.7	7.4	7.6	7.6	7.6	7.4	7.1



- [] Ranking at each section and finish
- .-.- No data available at this section
- NA No data available



Horse/Jockey Name	Bettcha The Crown
Final Rank	5
Fastest Section Time (Section)	0:08.03 (Overall)
Top Speed [km/h] (Section)	66.4 (1200m)
Race State	Finished

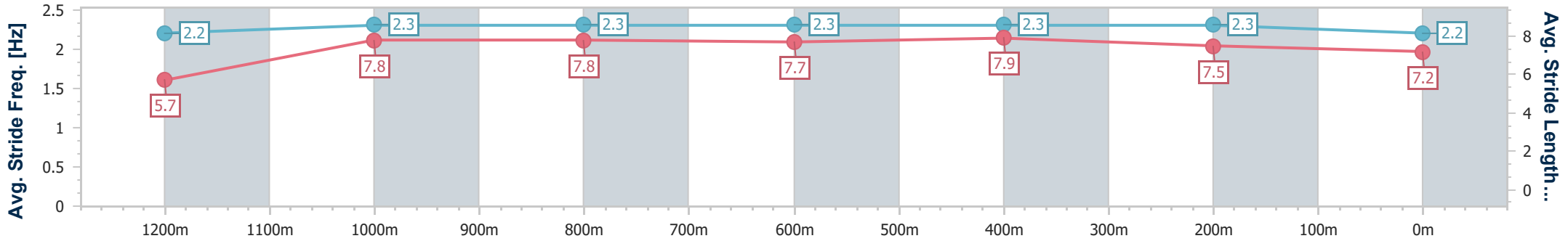
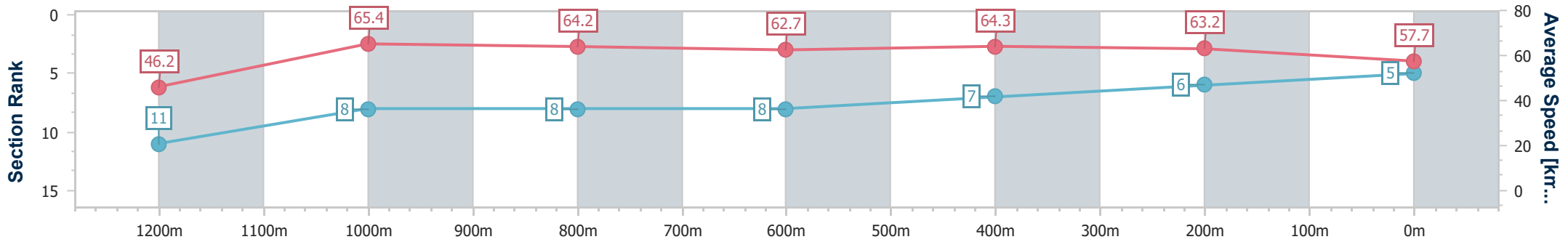


Eagle Farm QLD Professional
 Race 5: TOM TRESTON BENCHMARK 90 Handicap - 1300m
 27 April 2024 - 13:59
 Track Rating: Soft 5, Weather: Fine, Rail Position: +3m



BRISBANE
 RACING CLUB

Section	Overall	1200m	1000m	800m	600m	400m	200m
Section Times	1:17.39 [5] (0:08.03)	1:09.36 [11] (0:11.06)	0:58.30 [8] (0:11.37)	0:46.93 [8] (0:11.68)	0:35.25 [8] (0:11.36)	0:23.89 [7] (0:11.40)	0:12.49 [6] (0:12.49)
Average Speed [km/h]	46.2	65.4	64.2	62.7	64.3	63.2	57.7
Top Speed [km/h]	61.7	66.4	65.4	64.0	64.9	65.2	61.6
Avg. Dist. to Rail [m]	19.6	6.9	3.2	3.8	3.2	6.7	6.1
Avg. Stride Freq. [Hz]	2.2	2.3	2.3	2.3	2.3	2.3	2.2
Avg. Stride Length [m]	5.7	7.8	7.8	7.7	7.9	7.5	7.2



- [] Ranking at each section and finish
- .-.- No data available at this section
- NA No data available



Horse/Jockey Name	Our Magnus
Final Rank	6
Fastest Section Time (Section)	0:07.99 (Overall)
Top Speed [km/h] (Section)	65.4 (1000m)
Race State	Finished

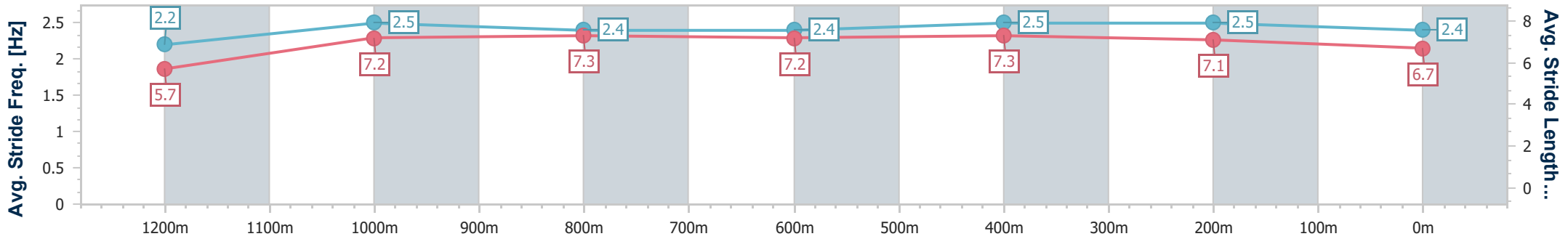
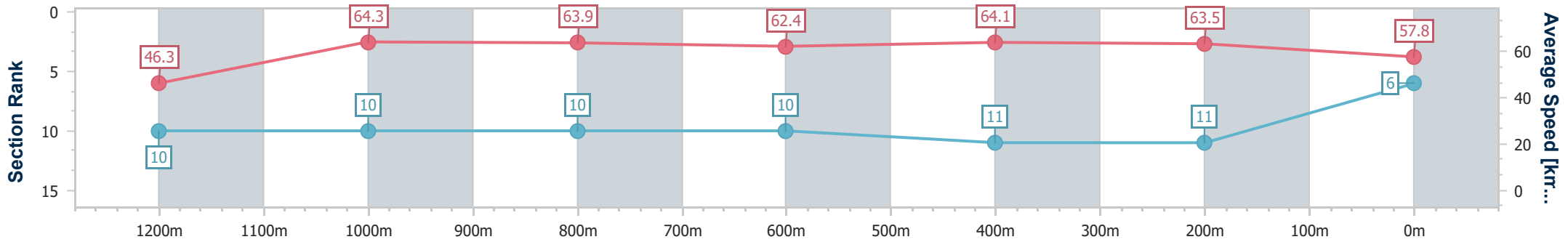


Eagle Farm QLD Professional
 Race 5: TOM TRESTON BENCHMARK 90 Handicap - 1300m
 27 April 2024 - 13:59
 Track Rating: Soft 5, Weather: Fine, Rail Position: +3m



BRISBANE
 RACING CLUB

Section	Overall	1200m	1000m	800m	600m	400m	200m
Section Times	1:17.58 [6] (0:07.99)	1:09.59 [10] (0:11.21)	0:58.38 [10] (0:11.46)	0:46.92 [10] (0:11.74)	0:35.18 [10] (0:11.41)	0:23.77 [11] (0:11.34)	0:12.43 [11] (0:12.43)
Average Speed [km/h]	46.3	64.3	63.9	62.4	64.1	63.5	57.8
Top Speed [km/h]	61.4	65.4	65.4	64.3	65.3	65.3	60.9
Avg. Dist. to Rail [m]	15.6	4.8	3.0	3.9	3.2	7.1	9.2
Avg. Stride Freq. [Hz]	2.2	2.5	2.4	2.4	2.5	2.5	2.4
Avg. Stride Length [m]	5.7	7.2	7.3	7.2	7.3	7.1	6.7



- [] Ranking at each section and finish
- .-.- No data available at this section
- NA No data available



Horse/Jockey Name	Sneak Preview
Final Rank	7
Fastest Section Time (Section)	0:08.42 (Overall)
Top Speed [km/h] (Section)	65.9 (400m)
Race State	Finished

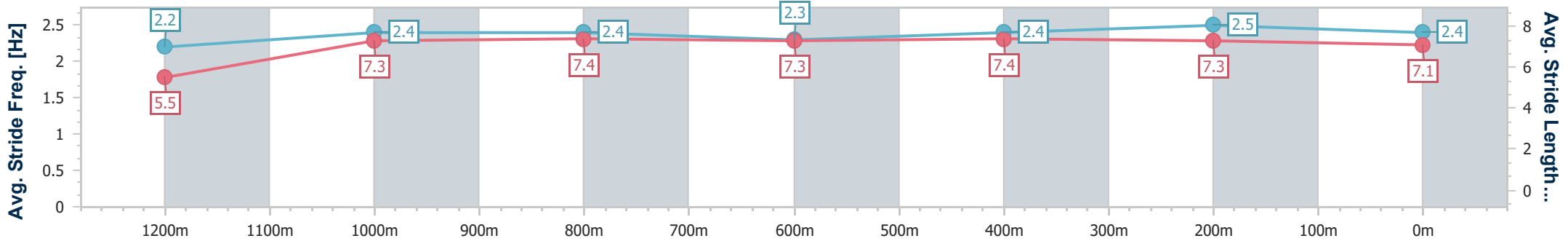
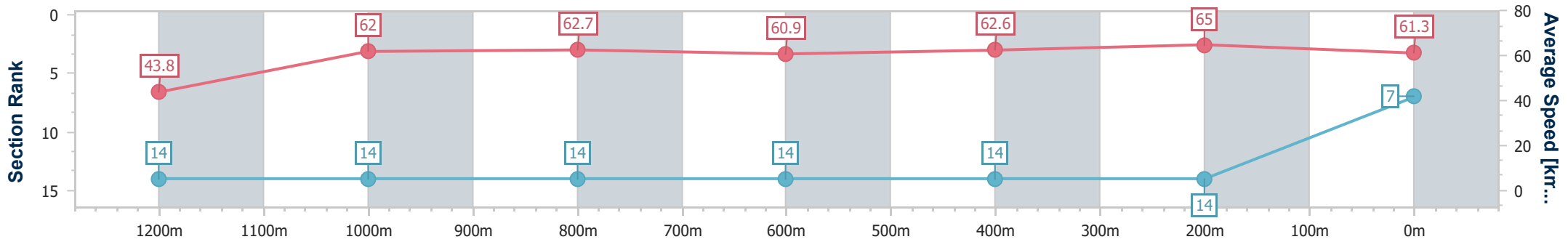


Eagle Farm QLD Professional
 Race 5: TOM TRESTON BENCHMARK 90 Handicap - 1300m
 27 April 2024 - 13:59
 Track Rating: Soft 5, Weather: Fine, Rail Position: +3m



BRISBANE
 RACING CLUB

Section	Overall	1200m	1000m	800m	600m	400m	200m
Section Times	1:17.66 [7] (0:08.42)	1:09.24 [14] (0:11.63)	0:57.61 [14] (0:11.55)	0:46.06 [14] (0:11.79)	0:34.27 [14] (0:11.45)	0:22.82 [14] (0:11.06)	0:11.76 [14] (0:11.76)
Average Speed [km/h]	43.8	62.0	62.7	60.9	62.6	65.0	61.3
Top Speed [km/h]	58.3	64.4	64.0	62.7	64.1	65.9	65.4
Avg. Dist. to Rail [m]	16.9	3.3	0.6	0.5	1.2	0.7	0.6
Avg. Stride Freq. [Hz]	2.2	2.4	2.4	2.3	2.4	2.5	2.4
Avg. Stride Length [m]	5.5	7.3	7.4	7.3	7.4	7.3	7.1



- [] Ranking at each section and finish
- .-.- No data available at this section
- NA No data available



Horse/Jockey Name	Rejoiced
Final Rank	8
Fastest Section Time (Section)	0:07.63 (Overall)
Top Speed [km/h] (Section)	69.7 (1200m)
Race State	Finished

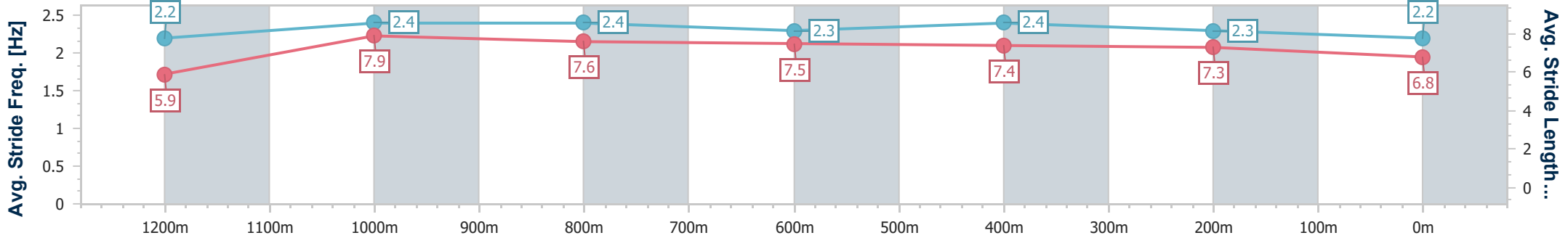
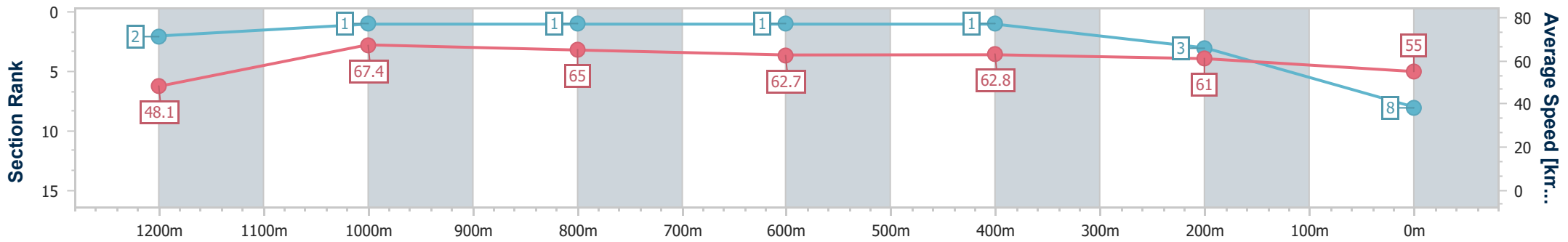


Eagle Farm QLD Professional
 Race 5: TOM TRESTON BENCHMARK 90 Handicap - 1300m
 27 April 2024 - 13:59
 Track Rating: Soft 5, Weather: Fine, Rail Position: +3m



BRISBANE
 RACING CLUB

Section	Overall	1200m	1000m	800m	600m	400m	200m
Section Times	1:17.70 [8] (0:07.63)	1:10.07 [2] (0:10.74)	0:59.33 [1] (0:11.22)	0:48.11 [1] (0:11.62)	0:36.49 [1] (0:11.62)	0:24.87 [1] (0:11.79)	0:13.08 [3] (0:13.08)
Average Speed [km/h]	48.1	67.4	65.0	62.7	62.8	61.0	55.0
Top Speed [km/h]	64.0	69.7	66.5	64.7	63.8	62.2	58.6
Avg. Dist. to Rail [m]	18.7	7.9	2.8	3.0	2.2	2.3	2.5
Avg. Stride Freq. [Hz]	2.2	2.4	2.4	2.3	2.4	2.3	2.2
Avg. Stride Length [m]	5.9	7.9	7.6	7.5	7.4	7.3	6.8



- [] Ranking at each section and finish
- .-.- No data available at this section
- NA No data available



Horse/Jockey Name	Never No More
Final Rank	9
Fastest Section Time (Section)	0:07.77 (Overall)
Top Speed [km/h] (Section)	66.3 (1200m)
Race State	Finished

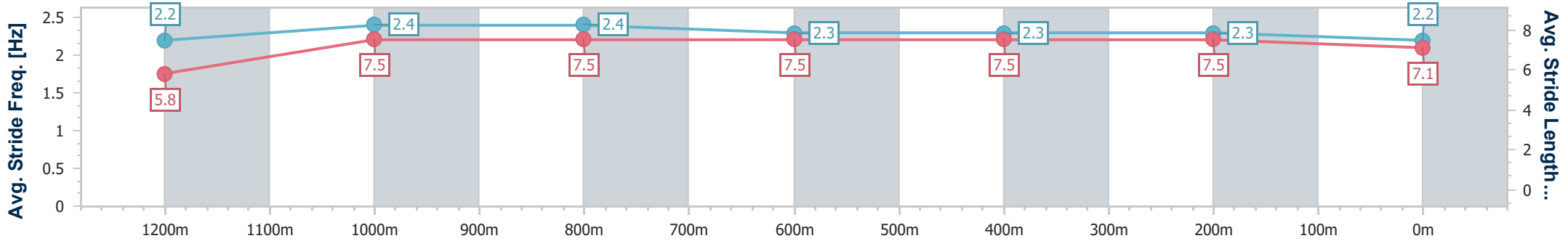
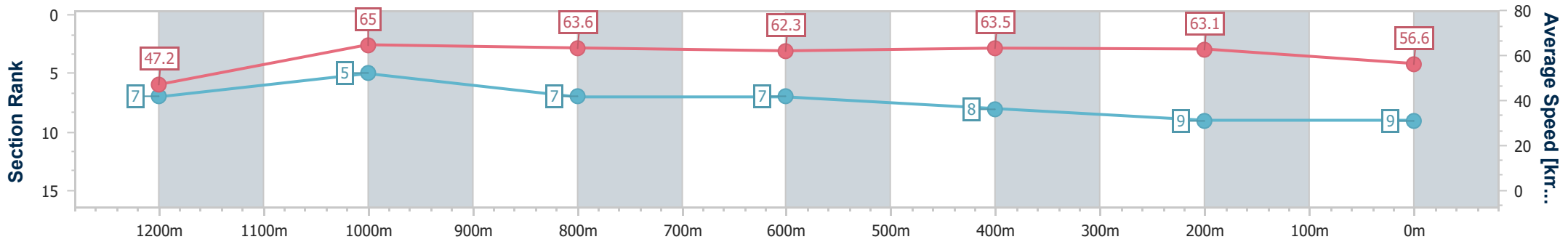


Eagle Farm QLD Professional
 Race 5: TOM TRESTON BENCHMARK 90 Handicap - 1300m
 27 April 2024 - 13:59
 Track Rating: Soft 5, Weather: Fine, Rail Position: +3m



BRISBANE
 RACING CLUB

Section	Overall	1200m	1000m	800m	600m	400m	200m
Section Times	1:17.71 [9] (0:07.77)	1:09.94 [7] (0:11.08)	0:58.86 [5] (0:11.52)	0:47.34 [7] (0:11.72)	0:35.62 [7] (0:11.50)	0:24.12 [8] (0:11.41)	0:12.71 [9] (0:12.71)
Average Speed [km/h]	47.2	65.0	63.6	62.3	63.5	63.1	56.6
Top Speed [km/h]	62.5	66.3	65.6	63.8	65.2	64.8	60.8
Avg. Dist. to Rail [m]	13.6	4.0	3.1	3.4	2.8	4.1	4.9
Avg. Stride Freq. [Hz]	2.2	2.4	2.4	2.3	2.3	2.3	2.2
Avg. Stride Length [m]	5.8	7.5	7.5	7.5	7.5	7.5	7.1



- [] Ranking at each section and finish
- .-.- No data available at this section
- NA No data available



Horse/Jockey Name	Nashira
Final Rank	10
Fastest Section Time (Section)	0:07.64 (Overall)
Top Speed [km/h] (Section)	66.6 (1200m)
Race State	Finished

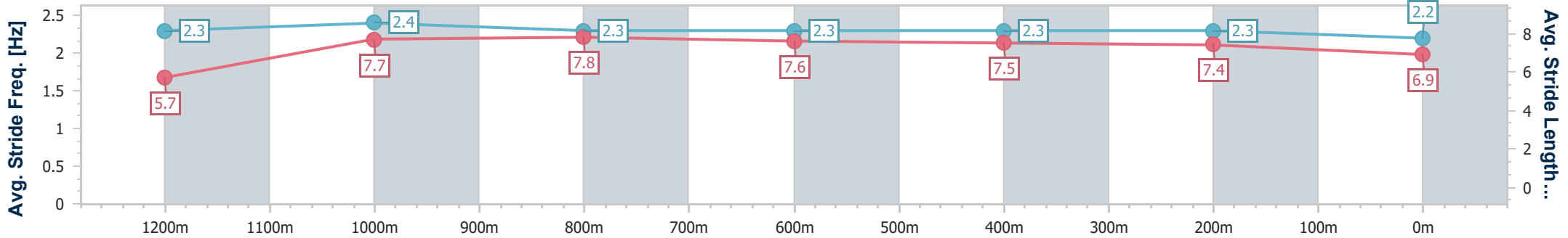
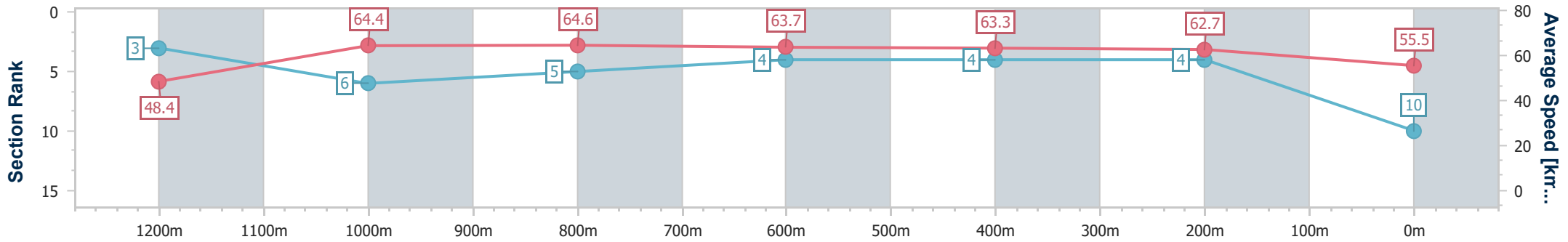


Eagle Farm QLD Professional
 Race 5: TOM TRESTON BENCHMARK 90 Handicap - 1300m
 27 April 2024 - 13:59
 Track Rating: Soft 5, Weather: Fine, Rail Position: +3m



BRISBANE
RACING CLUB

Section	Overall	1200m	1000m	800m	600m	400m	200m
Section Times	1:17.73 [10] (0:07.64)	1:10.09 [3] (0:11.22)	0:58.87 [6] (0:11.34)	0:47.53 [5] (0:11.51)	0:36.02 [4] (0:11.57)	0:24.45 [4] (0:11.46)	0:12.99 [4] (0:12.99)
Average Speed [km/h]	48.4	64.4	64.6	63.7	63.3	62.7	55.5
Top Speed [km/h]	61.5	66.6	65.2	65.0	64.5	63.8	61.0
Avg. Dist. to Rail [m]	21.0	8.2	3.2	3.8	3.7	4.4	4.0
Avg. Stride Freq. [Hz]	2.3	2.4	2.3	2.3	2.3	2.3	2.2
Avg. Stride Length [m]	5.7	7.7	7.8	7.6	7.5	7.4	6.9



- [] Ranking at each section and finish
- .-.- No data available at this section
- NA No data available



Horse/Jockey Name	Tara Jasmine
Final Rank	11
Fastest Section Time (Section)	0:07.89 (Overall)
Top Speed [km/h] (Section)	65.6 (1000m)
Race State	Finished

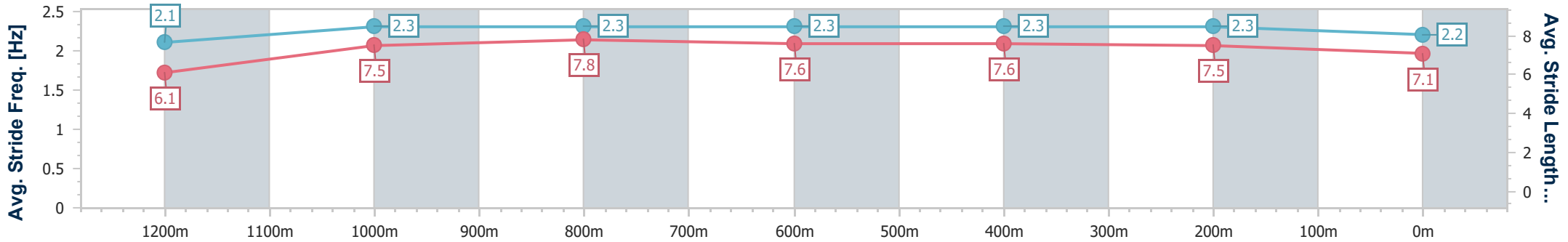
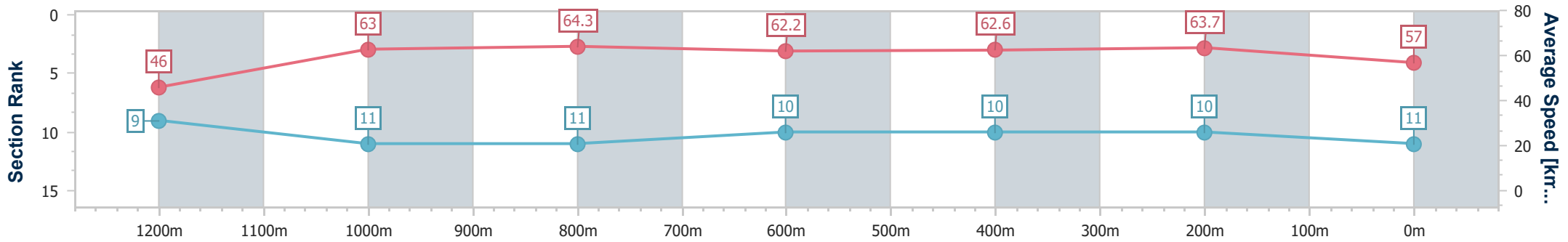


Eagle Farm QLD Professional
 Race 5: TOM TRESTON BENCHMARK 90 Handicap - 1300m
 27 April 2024 - 13:59
 Track Rating: Soft 5, Weather: Fine, Rail Position: +3m



BRISBANE
 RACING CLUB

Section	Overall	1200m	1000m	800m	600m	400m	200m
Section Times	1:17.77 [11] (0:07.89)	1:09.88 [9] (0:11.44)	0:58.44 [11] (0:11.34)	0:47.10 [11] (0:11.73)	0:35.37 [10] (0:11.39)	0:23.98 [10] (0:11.33)	0:12.65 [10] (0:12.65)
Average Speed [km/h]	46.0	63.0	64.3	62.2	62.6	63.7	57.0
Top Speed [km/h]	61.4	64.2	65.6	63.8	65.0	65.2	60.6
Avg. Dist. to Rail [m]	9.0	2.0	2.1	2.5	1.3	0.3	1.2
Avg. Stride Freq. [Hz]	2.1	2.3	2.3	2.3	2.3	2.3	2.2
Avg. Stride Length [m]	6.1	7.5	7.8	7.6	7.6	7.5	7.1



- [] Ranking at each section and finish
- .-.- No data available at this section
- NA No data available



Horse/Jockey Name	Irish Playboy
Final Rank	12
Fastest Section Time (Section)	0:08.05 (Overall)
Top Speed [km/h] (Section)	64.9 (400m)
Race State	Finished

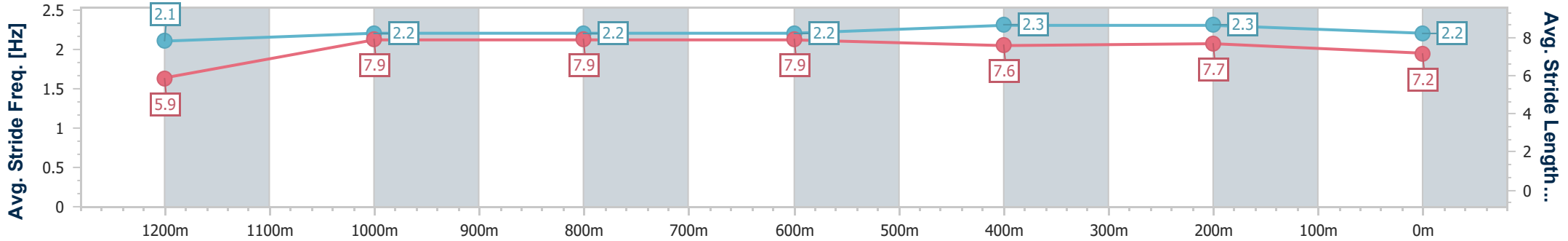
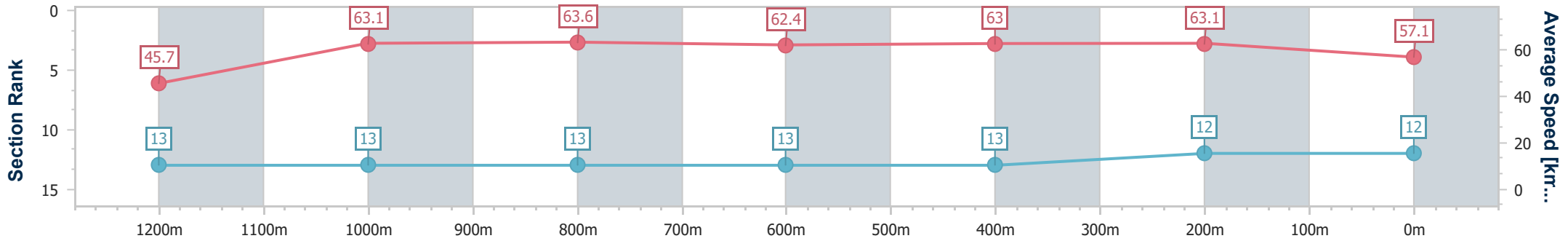


Eagle Farm QLD Professional
 Race 5: TOM TRESTON BENCHMARK 90 Handicap - 1300m
 27 April 2024 - 13:59
 Track Rating: Soft 5, Weather: Fine, Rail Position: +3m



BRISBANE
 RACING CLUB

Section	Overall	1200m	1000m	800m	600m	400m	200m
Section Times	1:18.17 [12] (0:08.05)	1:10.12 [13] (0:11.48)	0:58.64 [13] (0:11.49)	0:47.15 [13] (0:11.69)	0:35.46 [13] (0:11.42)	0:24.04 [13] (0:11.40)	0:12.64 [12] (0:12.64)
Average Speed [km/h]	45.7	63.1	63.6	62.4	63.0	63.1	57.1
Top Speed [km/h]	59.3	64.0	64.6	63.1	64.5	64.9	60.5
Avg. Dist. to Rail [m]	16.6	5.2	3.4	2.6	0.5	0.4	1.0
Avg. Stride Freq. [Hz]	2.1	2.2	2.2	2.2	2.3	2.3	2.2
Avg. Stride Length [m]	5.9	7.9	7.9	7.9	7.6	7.7	7.2



- [] Ranking at each section and finish
- .-.- No data available at this section
- NA No data available



Horse/Jockey Name	Magic Charlee
Final Rank	13
Fastest Section Time (Section)	0:08.04 (Overall)
Top Speed [km/h] (Section)	65.6 (1000m)
Race State	Finished

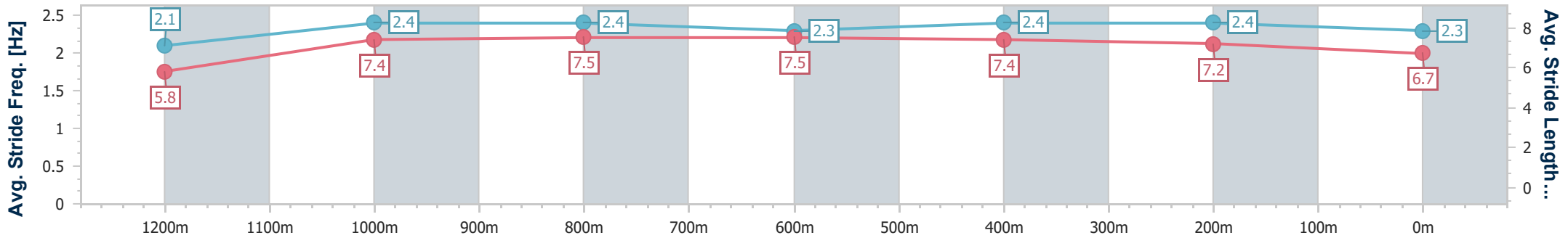
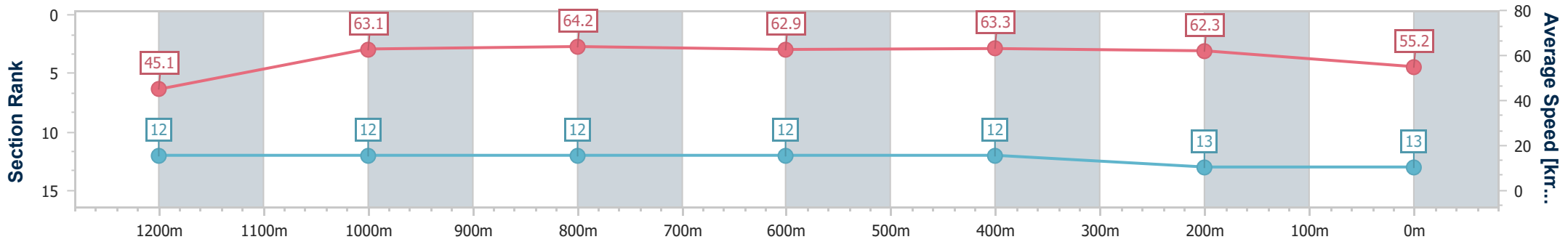


Eagle Farm QLD Professional
 Race 5: TOM TRESTON BENCHMARK 90 Handicap - 1300m
 27 April 2024 - 13:59
 Track Rating: Soft 5, Weather: Fine, Rail Position: +3m



BRISBANE
 RACING CLUB

Section	Overall	1200m	1000m	800m	600m	400m	200m
Section Times	1:18.64 [13] (0:08.04)	1:10.60 [12] (0:11.44)	0:59.16 [12] (0:11.36)	0:47.80 [12] (0:11.65)	0:36.15 [12] (0:11.52)	0:24.63 [12] (0:11.55)	0:13.08 [13] (0:13.08)
Average Speed [km/h]	45.1	63.1	64.2	62.9	63.3	62.3	55.2
Top Speed [km/h]	59.8	64.9	65.6	64.8	65.2	64.4	60.2
Avg. Dist. to Rail [m]	10.0	2.8	2.8	3.7	2.7	5.2	5.9
Avg. Stride Freq. [Hz]	2.1	2.4	2.4	2.3	2.4	2.4	2.3
Avg. Stride Length [m]	5.8	7.4	7.5	7.5	7.4	7.2	6.7



- [] Ranking at each section and finish
- .-.- No data available at this section
- NA No data available



Horse/Jockey Name	Swiss Exile
Final Rank	14
Fastest Section Time (Section)	0:07.67 (Overall)
Top Speed [km/h] (Section)	68.6 (1200m)
Race State	Finished

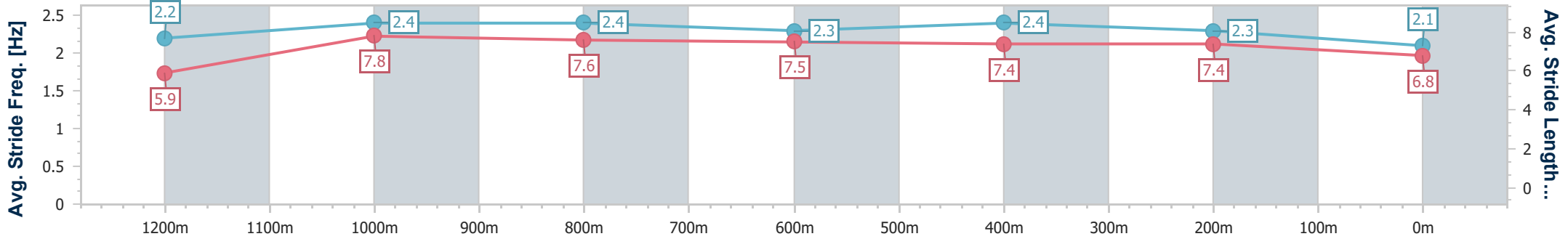
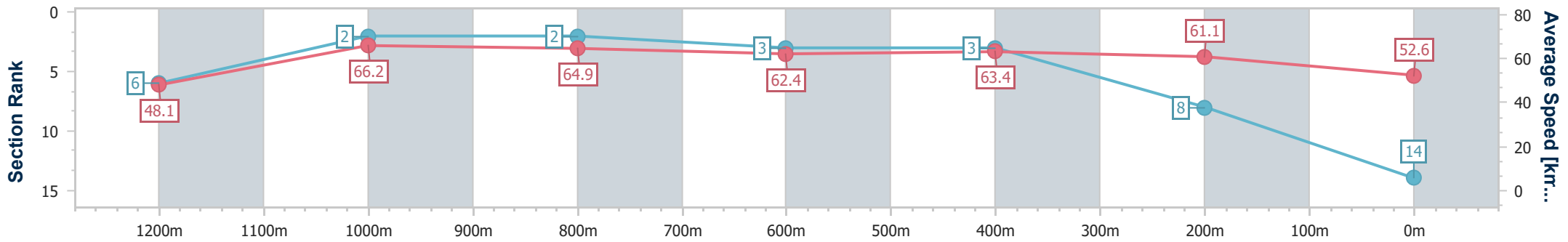


Eagle Farm QLD Professional
 Race 5: TOM TRESTON BENCHMARK 90 Handicap - 1300m
 27 April 2024 - 13:59
 Track Rating: Soft 5, Weather: Fine, Rail Position: +3m



BRISBANE
 RACING CLUB

Section	Overall	1200m	1000m	800m	600m	400m	200m
Section Times	1:18.66 [14] (0:07.67)	1:10.99 [6] (0:10.89)	1:00.10 [2] (0:11.30)	0:48.80 [2] (0:11.78)	0:37.02 [3] (0:11.59)	0:25.43 [3] (0:11.76)	0:13.67 [8] (0:13.67)
Average Speed [km/h]	48.1	66.2	64.9	62.4	63.4	61.1	52.6
Top Speed [km/h]	62.1	68.6	66.7	63.9	65.1	64.2	58.1
Avg. Dist. to Rail [m]	17.1	4.7	3.5	5.1	3.4	3.4	2.2
Avg. Stride Freq. [Hz]	2.2	2.4	2.4	2.3	2.4	2.3	2.1
Avg. Stride Length [m]	5.9	7.8	7.6	7.5	7.4	7.4	6.8



- [] Ranking at each section and finish
- .-.- No data available at this section
- NA No data available



Eagle Farm QLD Professional

Race 6: LADBROKES MICK DITTMAN PLATE - 1000m

27 April 2024 - 14:34



BRISBANE
RACING CLUB

Track Rating: Soft 5, Weather: Fine, Rail Position: +3m

Section		Overall									Last 600m	
Field Times		0:57.74 (0:13.02)									0:34.19	
		800m			600m		400m		200m			
		0:44.72 (0:10.53)			0:34.19 (0:11.04)		0:23.15 (0:11.05)		0:12.10 (0:12.10)			
Rank	TAB Horse/Jockey	Barrier	Top Speed [km/h]	Fastest Section						Margin	Distance Travelled [m]	
1	9 TIGER SHARK Bailey Wheeler	7	69.6	0:10.71	0:57.74 [1]	0:44.65 [2]	0:33.94 [2]	0:22.93 [2]	0:12.07 [2]	0:57.74	0:33.94	
			Overall	800m	(0:13.09)	(0:10.71)	(0:11.01)	(0:10.86)	(0:12.07)			
2	11 HIP HIP HURRAH Kyle Wilson-Taylor	11	70.9	0:10.41	0:57.81 [2]	0:43.69 [12]	0:33.28 [9]	0:22.54 [8]	0:11.65 [7]	0.07L	0:33.28 -3	
			800m	800m	(0:14.12)	(0:10.41)	(0:10.74)	(0:10.89)	(0:11.65)			
3	8 PARTY FOR TWO Nikita Beriman	12	71.9	0:10.53	0:57.82 [3]	0:44.80 [1]	0:34.27 [1]	0:23.23 [1]	0:12.18 [1]	0.01L	0:34.27 -1	
			800m	800m	(0:13.02)	(0:10.53)	(0:11.04)	(0:11.05)	(0:12.18)			
4	2 CHAKRA BOY Cejay Graham	1	69.5	0:10.64	0:57.86 [4]	0:44.68 [3]	0:34.04 [3]	0:22.99 [3]	0:12.00 [3]	0.04L	0:34.04 -4	
			Overall	800m	(0:13.18)	(0:10.64)	(0:11.05)	(0:10.99)	(0:12.00)			
5	6 ABOUNDING Martin Harley	10	70.6	0:10.57	0:57.97 [5]	0:44.44 [7]	0:33.87 [5]	0:22.84 [4]	0:11.96 [4]	0.11L	0:33.87 +2	
			800m	800m	(0:13.53)	(0:10.57)	(0:11.03)	(0:10.88)	(0:11.96)			
6	1 CIFRADO Michael Rodd	6	69.1	0:10.76	0:58.03 [6]	0:44.51 [6]	0:33.74 [8]	0:22.55 [9]	0:11.79 [8]	0.06L	0:33.74 +2	
			800m	400m	(0:13.52)	(0:10.77)	(0:11.19)	(0:10.76)	(0:11.79)			
7	3 TELLEZ Jake Bayliss	2	69.2	0:10.57	0:58.27 [7]	0:44.70 [8]	0:34.13 [6]	0:23.05 [6]	0:12.21 [6]	0.24L	0:34.13 -2	
			800m	800m	(0:13.57)	(0:10.57)	(0:11.08)	(0:10.84)	(0:12.21)			
8	5 ENCUBIERTO Jim Byrne	3	68.8	0:10.85	0:58.45 [8]	0:44.75 [9]	0:33.90 [10]	0:22.88 [10]	0:11.93 [10]	0.18L	0:33.90 +4	
			800m	800m	(0:13.70)	(0:10.85)	(0:11.02)	(0:10.95)	(0:11.93)			
9	7 SKIRT THE LAW Vlad Duric	9	71.1	0:10.73	0:58.70 [9]	0:45.40 [5]	0:34.67 [4]	0:23.57 [5]	0:12.67 [5]	0.25L	0:34.67 +5	
			Overall	800m	(0:13.30)	(0:10.73)	(0:11.10)	(0:10.90)	(0:12.67)			
10	10 MALABOOM James Orman	4	69.6	0:10.89	0:58.88 [10]	0:45.61 [4]	0:34.72 [7]	0:23.63 [7]	0:12.63 [9]	0.18L	0:34.72 +0	
			800m	800m	(0:13.27)	(0:10.89)	(0:11.09)	(0:11.00)	(0:12.63)			

Scratched: King Yoshi (#13)

Report Created: Sat 27 April 2024 14:44 GMT+10 (Note: Timing is based on position data)

Page 1/14

[] Ranking at each section and finish
 -:-:- No data available at this section
 NA No data available

SCN Saddle cloth number
 DNF Did not finish
 DNT Did not track

data processed by TRIPLESDATA



Eagle Farm QLD Professional

Race 6: LADBROKES MICK DITTMAN PLATE - 1000m

27 April 2024 - 14:34



BRISBANE
RACING CLUB

Track Rating: Soft 5, Weather: Fine, Rail Position: +3m

Section		Overall	800m	600m	400m	200m	Last 600m					
Field Times		0:57.74 (0:13.02)	0:44.72 (0:10.53)	0:34.19 (0:11.04)	0:23.15 (0:11.05)	0:12.10 (0:12.10)	0:34.19					
Rank	TAB Horse/Jockey	Barrier	Top Speed [km/h]	Fastest Section	Margin					Distance Travelled [m]		
11	12 RUBAAHY Samantha Collett	5	68.0 800m	0:10.98 400m	0:58.95 [11] (0:13.89)	0:45.06 [10] (0:10.99)	0:34.07 [12] (0:11.00)	0:23.07 [12] (0:10.98)	0:12.09 [12] (0:12.09)	0.07L	0:34.07	+0
12	4 IT'S RAINING AGAIN Damien Thornton	8	69.8 800m	0:10.68 800m	0:59.38 [12] (0:13.90)	0:45.48 [11] (0:10.68)	0:34.80 [11] (0:11.09)	0:23.71 [11] (0:11.12)	0:12.59 [11] (0:12.59)	0.43L	0:34.80	+5

Scratched: King Yoshi (#13)

[] Ranking at each section and finish
 -:-:-:- No data available at this section
 NA No data available

SCN Saddle cloth number
 DNF Did not finish
 DNT Did not track



Horse/Jockey Name	Tiger Shark
Final Rank	1
Fastest Section Time (Section)	0:10.71 (800m)
Top Speed [km/h] (Section)	69.6 (Overall)
Race State	Finished

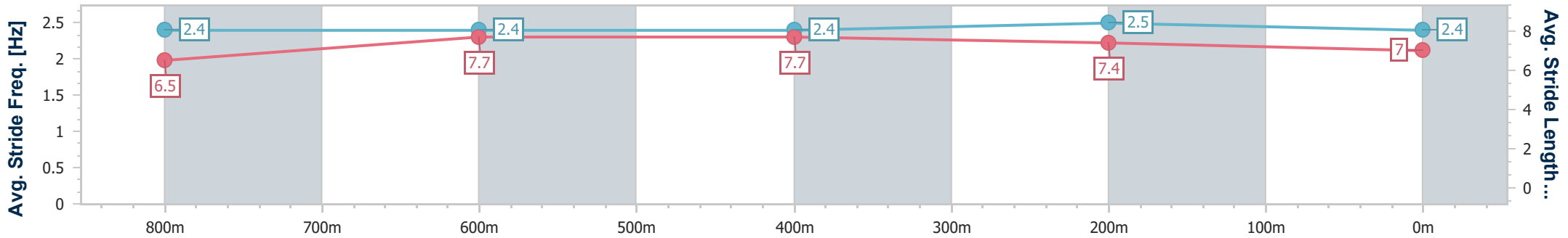
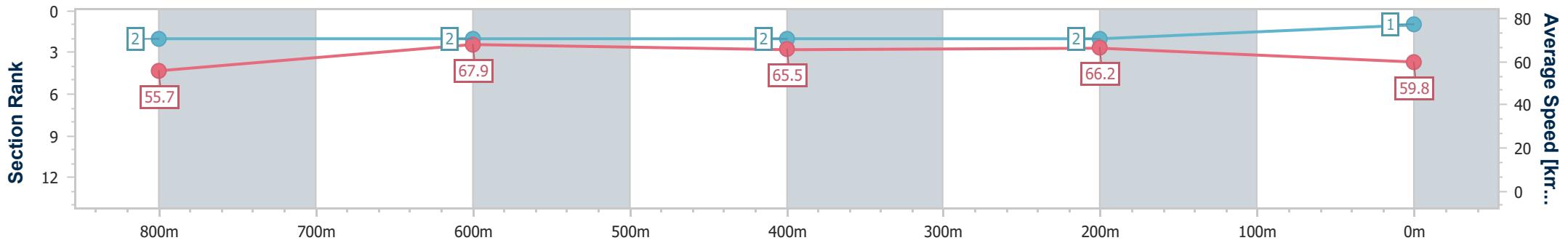


Eagle Farm QLD Professional
 Race 6: LADBROKES MICK DITTMAN PLATE - 1000m
 27 April 2024 - 14:34
 Track Rating: Soft 5, Weather: Fine, Rail Position: +3m



BRISBANE
RACING CLUB

Section	Overall	800m	600m	400m	200m
Section Times	0:57.74 [1] (0:13.09)	0:44.65 [2] (0:10.71)	0:33.94 [2] (0:11.01)	0:22.93 [2] (0:10.86)	0:12.07 [2] (0:12.07)
Average Speed [km/h]	55.7	67.9	65.5	66.2	59.8
Top Speed [km/h]	69.6	69.1	67.6	67.7	63.8
Avg. Dist. to Rail [m]	7.4	2.5	0.6	3.5	5.3
Avg. Stride Freq. [Hz]	2.4	2.4	2.4	2.5	2.4
Avg. Stride Length [m]	6.5	7.7	7.7	7.4	7.0



- [] Ranking at each section and finish
- .-.- No data available at this section
- NA No data available



Horse/Jockey Name	Hip Hip Hurrah
Final Rank	2
Fastest Section Time (Section)	0:10.41 (800m)
Top Speed [km/h] (Section)	70.9 (800m)
Race State	Finished

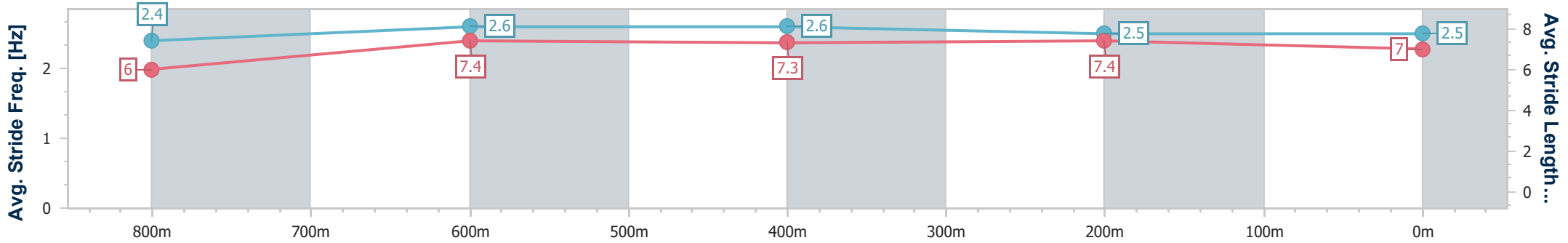
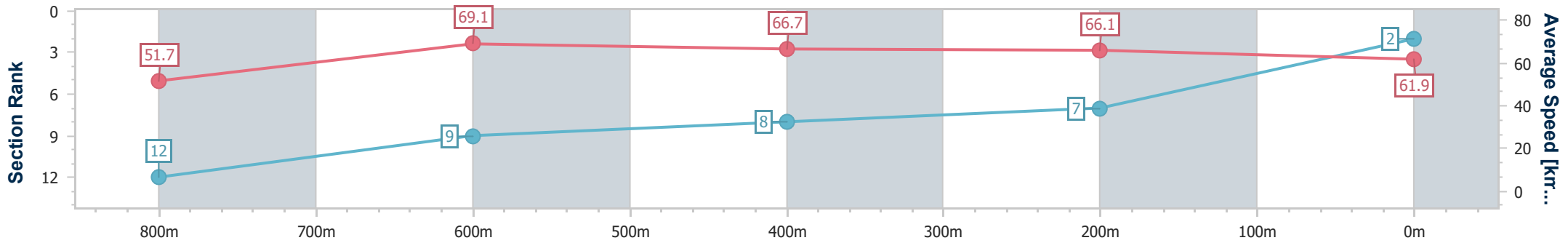


Eagle Farm QLD Professional
 Race 6: LADBROKES MICK DITTMAN PLATE - 1000m
 27 April 2024 - 14:34
 Track Rating: Soft 5, Weather: Fine, Rail Position: +3m



BRISBANE
RACING CLUB

Section	Overall	800m	600m	400m	200m
Section Times	0:57.81 [2] (0:14.12)	0:43.69 [12] (0:10.41)	0:33.28 [9] (0:10.74)	0:22.54 [8] (0:10.89)	0:11.65 [7] (0:11.65)
Average Speed [km/h]	51.7	69.1	66.7	66.1	61.9
Top Speed [km/h]	69.4	70.9	68.8	67.0	66.0
Avg. Dist. to Rail [m]	9.6	0.3	0.7	1.6	0.7
Avg. Stride Freq. [Hz]	2.4	2.6	2.6	2.5	2.5
Avg. Stride Length [m]	6.0	7.4	7.3	7.4	7.0



- [] Ranking at each section and finish
- .-.- No data available at this section
- NA No data available



Horse/Jockey Name	Party For Two
Final Rank	3
Fastest Section Time (Section)	0:10.53 (800m)
Top Speed [km/h] (Section)	71.9 (800m)
Race State	Finished

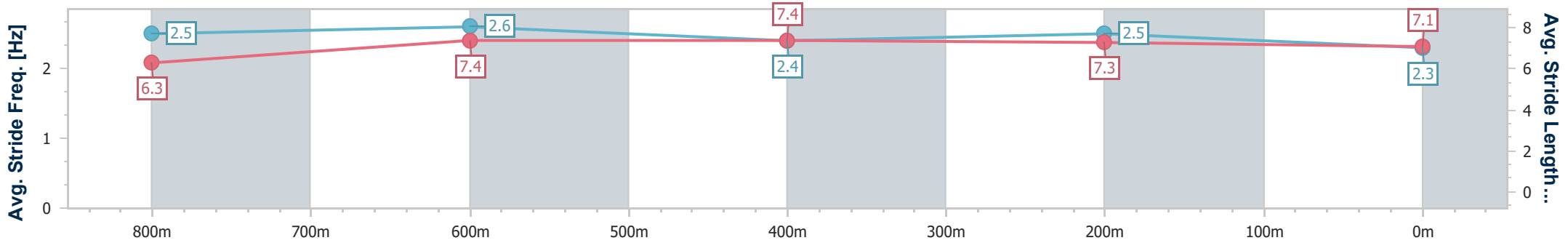
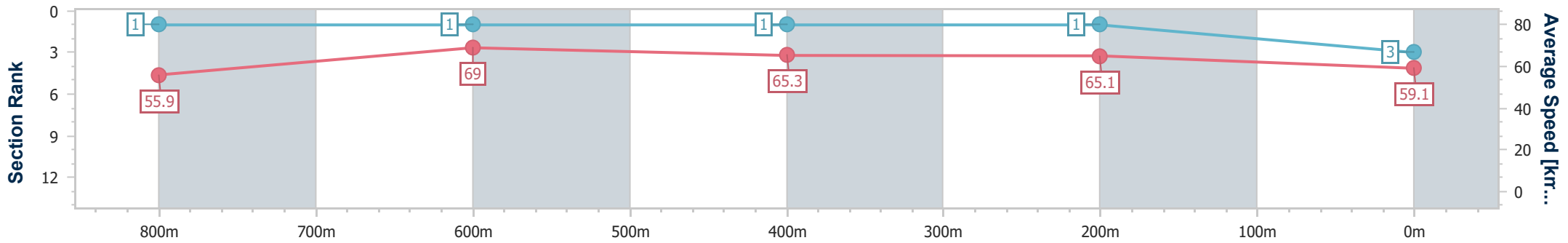


Eagle Farm QLD Professional
 Race 6: LADBROKES MICK DITTMAN PLATE - 1000m
 27 April 2024 - 14:34
 Track Rating: Soft 5, Weather: Fine, Rail Position: +3m



BRISBANE
RACING CLUB

Section	Overall	800m	600m	400m	200m
Section Times	0:57.82 [3] (0:13.02)	0:44.80 [1] (0:10.53)	0:34.27 [1] (0:11.04)	0:23.23 [1] (0:11.05)	0:12.18 [1] (0:12.18)
Average Speed [km/h]	55.9	69.0	65.3	65.1	59.1
Top Speed [km/h]	71.0	71.9	67.1	66.6	63.1
Avg. Dist. to Rail [m]	10.0	2.4	0.8	1.6	4.1
Avg. Stride Freq. [Hz]	2.5	2.6	2.4	2.5	2.3
Avg. Stride Length [m]	6.3	7.4	7.4	7.3	7.1



- [] Ranking at each section and finish
- .-.- No data available at this section
- NA No data available



Horse/Jockey Name	Chakra Boy
Final Rank	4
Fastest Section Time (Section)	0:10.64 (800m)
Top Speed [km/h] (Section)	69.5 (Overall)
Race State	Finished

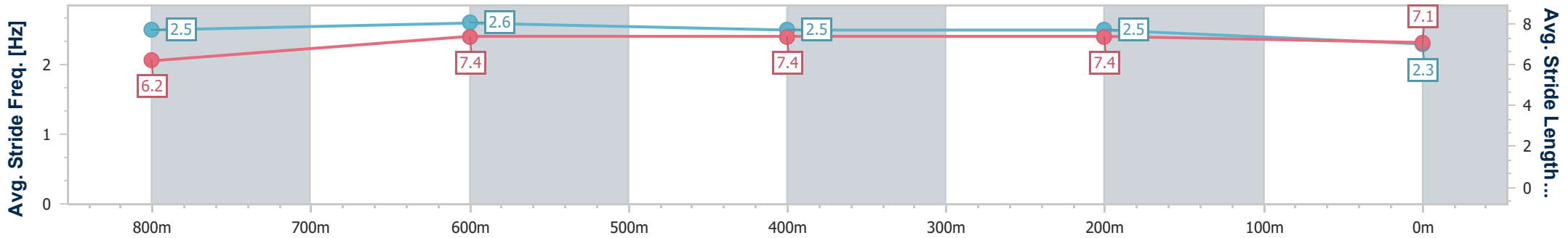
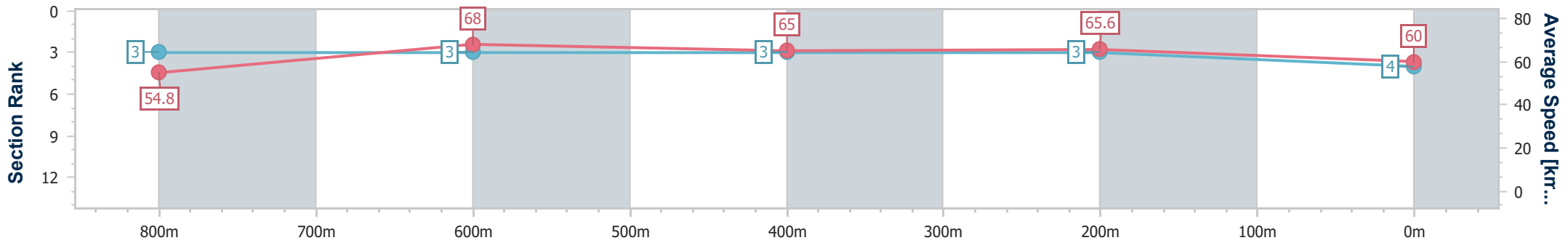


Eagle Farm QLD Professional
 Race 6: LADBROKES MICK DITTMAN PLATE - 1000m
 27 April 2024 - 14:34
 Track Rating: Soft 5, Weather: Fine, Rail Position: +3m



BRISBANE
 RACING CLUB

Section	Overall	800m	600m	400m	200m
Section Times	0:57.86 [4] (0:13.18)	0:44.68 [3] (0:10.64)	0:34.04 [3] (0:11.05)	0:22.99 [3] (0:10.99)	0:12.00 [3] (0:12.00)
Average Speed [km/h]	54.8	68.0	65.0	65.6	60.0
Top Speed [km/h]	69.5	69.2	65.9	66.3	63.6
Avg. Dist. to Rail [m]	2.9	0.8	0.6	1.1	2.3
Avg. Stride Freq. [Hz]	2.5	2.6	2.5	2.5	2.3
Avg. Stride Length [m]	6.2	7.4	7.4	7.4	7.1



- [] Ranking at each section and finish
- .-.- No data available at this section
- NA No data available



Horse/Jockey Name	Abounding
Final Rank	5
Fastest Section Time (Section)	0:10.57 (800m)
Top Speed [km/h] (Section)	70.6 (800m)
Race State	Finished

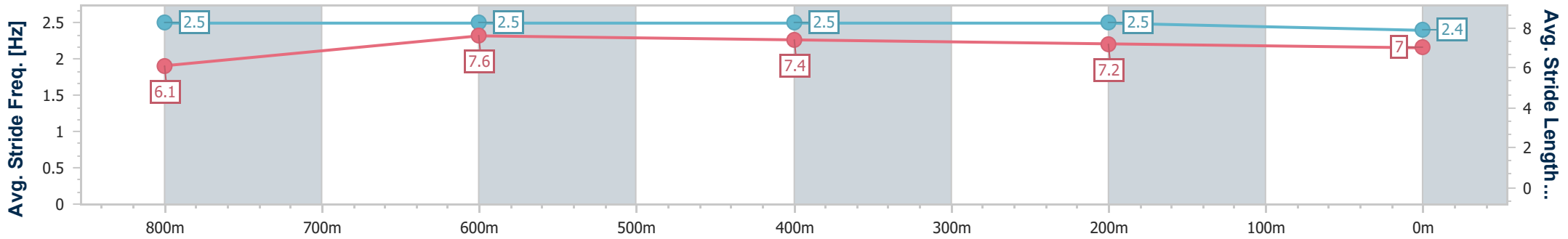
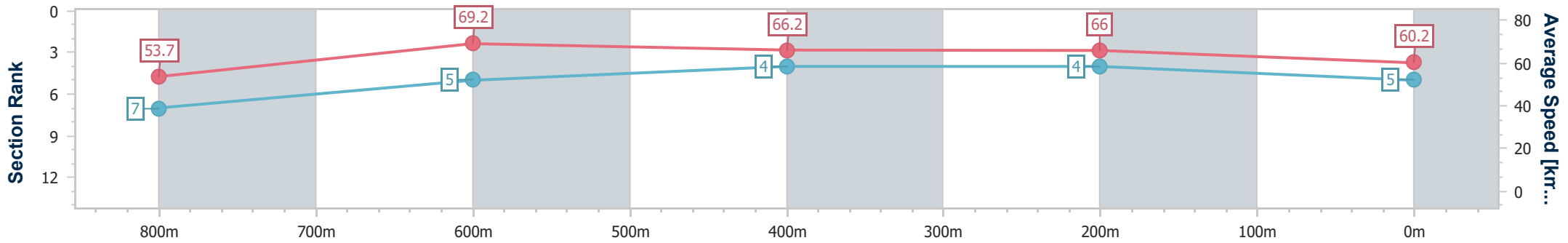


Eagle Farm QLD Professional
 Race 6: LADBROKES MICK DITTMAN PLATE - 1000m
 27 April 2024 - 14:34
 Track Rating: Soft 5, Weather: Fine, Rail Position: +3m



BRISBANE
RACING CLUB

Section	Overall	800m	600m	400m	200m
Section Times	0:57.97 [5] (0:13.53)	0:44.44 [7] (0:10.57)	0:33.87 [5] (0:11.03)	0:22.84 [4] (0:10.88)	0:11.96 [4] (0:11.96)
Average Speed [km/h]	53.7	69.2	66.2	66.0	60.2
Top Speed [km/h]	69.3	70.6	67.9	67.7	63.4
Avg. Dist. to Rail [m]	9.3	3.1	2.4	5.9	7.2
Avg. Stride Freq. [Hz]	2.5	2.5	2.5	2.5	2.4
Avg. Stride Length [m]	6.1	7.6	7.4	7.2	7.0



- [] Ranking at each section and finish
- .-.- No data available at this section
- NA No data available



Horse/Jockey Name	Cifrado
Final Rank	6
Fastest Section Time (Section)	0:10.76 (400m)
Top Speed [km/h] (Section)	69.1 (800m)
Race State	Finished

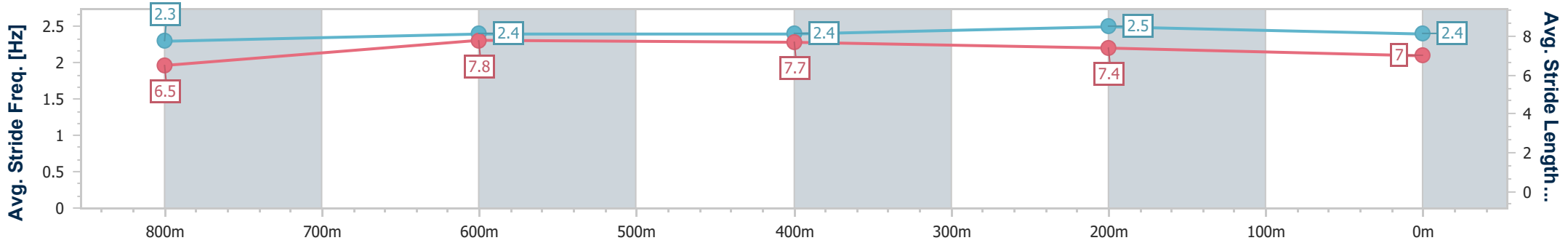
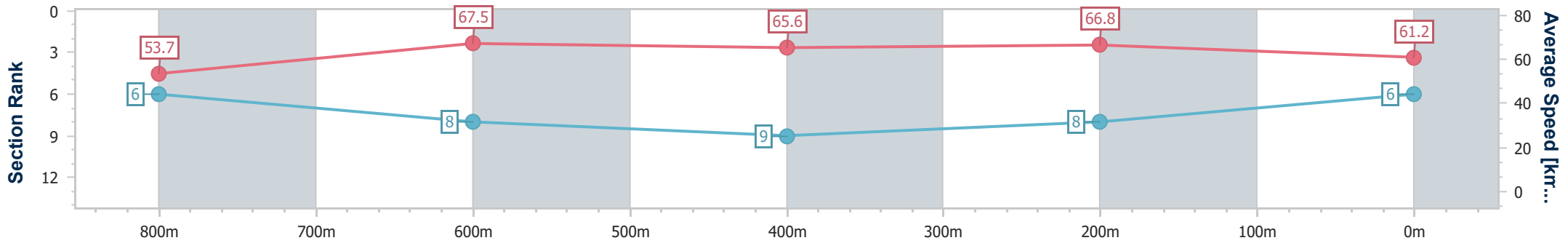


Eagle Farm QLD Professional
 Race 6: LADBROKES MICK DITTMAN PLATE - 1000m
 27 April 2024 - 14:34
 Track Rating: Soft 5, Weather: Fine, Rail Position: +3m



BRISBANE
 RACING CLUB

Section	Overall	800m	600m	400m	200m
Section Times	0:58.03 [6] (0:13.52)	0:44.51 [6] (0:10.77)	0:33.74 [8] (0:11.19)	0:22.55 [9] (0:10.76)	0:11.79 [8] (0:11.79)
Average Speed [km/h]	53.7	67.5	65.6	66.8	61.2
Top Speed [km/h]	67.7	69.1	67.1	67.3	64.6
Avg. Dist. to Rail [m]	6.3	2.2	3.4	8.0	10.2
Avg. Stride Freq. [Hz]	2.3	2.4	2.4	2.5	2.4
Avg. Stride Length [m]	6.5	7.8	7.7	7.4	7.0



- [] Ranking at each section and finish
- .-.- No data available at this section
- NA No data available



Horse/Jockey Name	Tellez
Final Rank	7
Fastest Section Time (Section)	0:10.57 (800m)
Top Speed [km/h] (Section)	69.2 (800m)
Race State	Finished

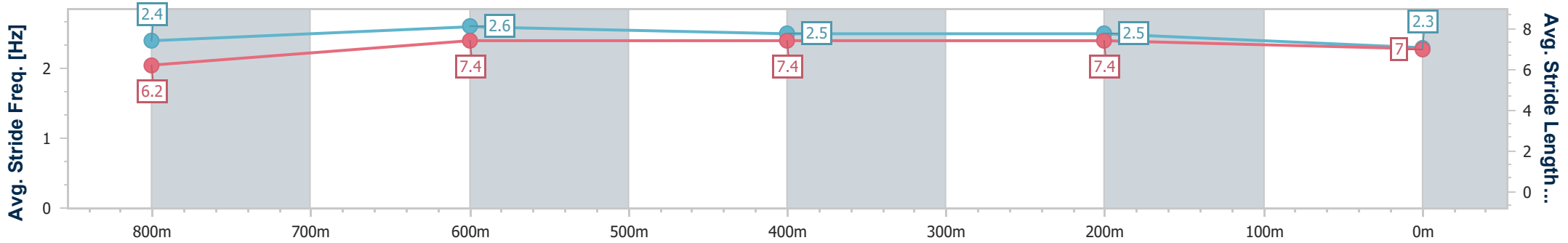
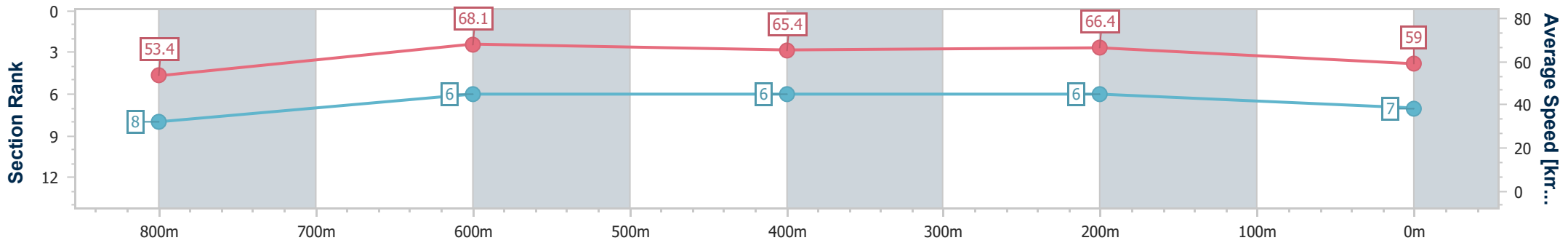


Eagle Farm QLD Professional
 Race 6: LADBROKES MICK DITTMAN PLATE - 1000m
 27 April 2024 - 14:34
 Track Rating: Soft 5, Weather: Fine, Rail Position: +3m



BRISBANE
RACING CLUB

Section	Overall	800m	600m	400m	200m
Section Times	0:58.27 [7] (0:13.57)	0:44.70 [8] (0:10.57)	0:34.13 [6] (0:11.08)	0:23.05 [6] (0:10.84)	0:12.21 [6] (0:12.21)
Average Speed [km/h]	53.4	68.1	65.4	66.4	59.0
Top Speed [km/h]	68.4	69.2	66.6	67.8	63.1
Avg. Dist. to Rail [m]	3.9	1.0	0.9	3.2	4.4
Avg. Stride Freq. [Hz]	2.4	2.6	2.5	2.5	2.3
Avg. Stride Length [m]	6.2	7.4	7.4	7.4	7.0



- [] Ranking at each section and finish
- .-.- No data available at this section
- NA No data available



Horse/Jockey Name	Encubierto
Final Rank	8
Fastest Section Time (Section)	0:10.85 (800m)
Top Speed [km/h] (Section)	68.8 (800m)
Race State	Finished

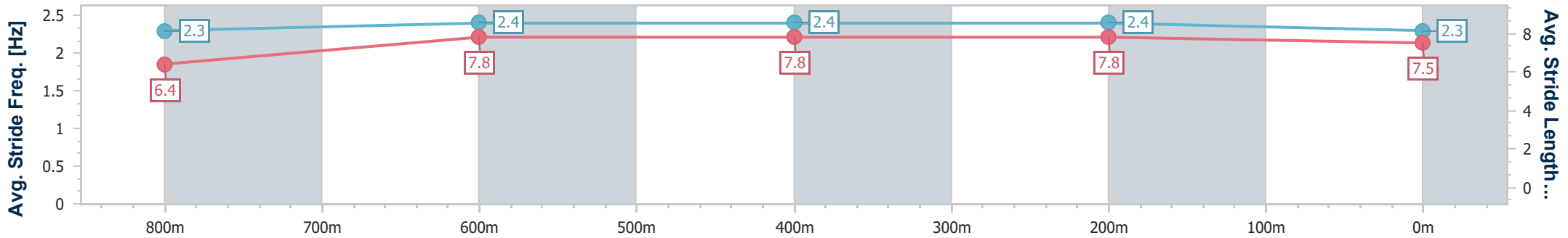
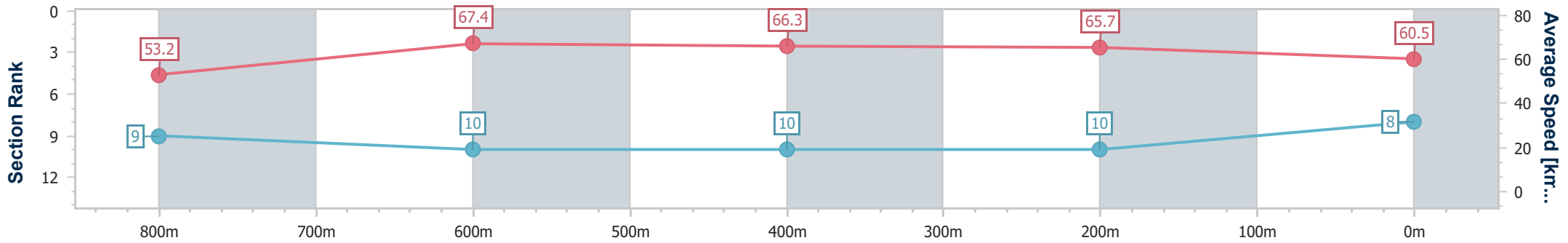


Eagle Farm QLD Professional
 Race 6: LADBROKES MICK DITTMAN PLATE - 1000m
 27 April 2024 - 14:34
 Track Rating: Soft 5, Weather: Fine, Rail Position: +3m



BRISBANE
RACING CLUB

Section	Overall	800m	600m	400m	200m
Section Times	0:58.45 [8] (0:13.70)	0:44.75 [9] (0:10.85)	0:33.90 [10] (0:11.02)	0:22.88 [10] (0:10.95)	0:11.93 [10] (0:11.93)
Average Speed [km/h]	53.2	67.4	66.3	65.7	60.5
Top Speed [km/h]	68.6	68.8	66.9	66.9	63.8
Avg. Dist. to Rail [m]	5.4	4.0	3.1	7.0	8.8
Avg. Stride Freq. [Hz]	2.3	2.4	2.4	2.4	2.3
Avg. Stride Length [m]	6.4	7.8	7.8	7.8	7.5



- [] Ranking at each section and finish
- .-.- No data available at this section
- NA No data available



Horse/Jockey Name	Skirt The Law
Final Rank	9
Fastest Section Time (Section)	0:10.73 (800m)
Top Speed [km/h] (Section)	71.1 (Overall)
Race State	Finished

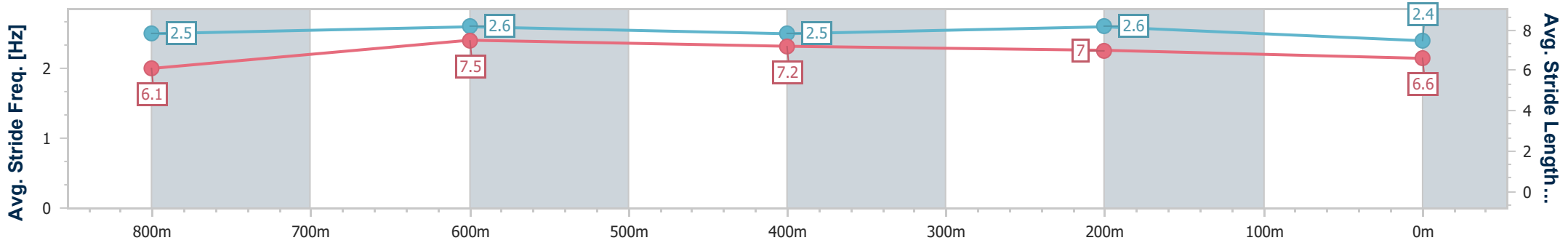
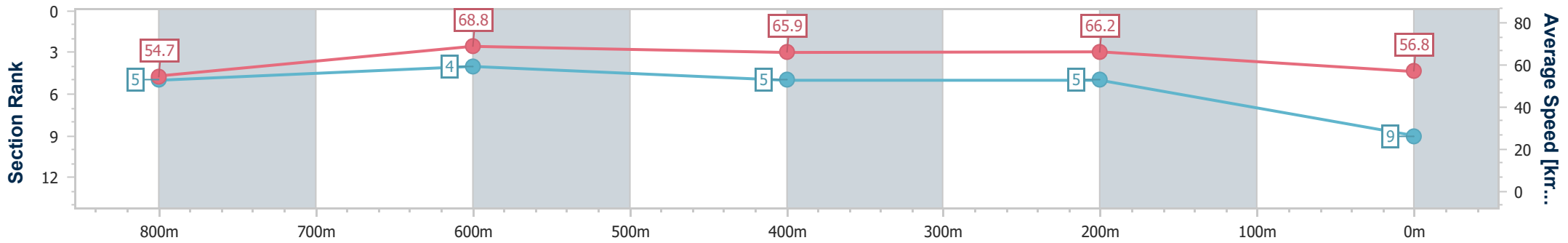


Eagle Farm QLD Professional
 Race 6: LADBROKES MICK DITTMAN PLATE - 1000m
 27 April 2024 - 14:34
 Track Rating: Soft 5, Weather: Fine, Rail Position: +3m



BRISBANE
RACING CLUB

Section	Overall	800m	600m	400m	200m
Section Times	0:58.70 [9] (0:13.30)	0:45.40 [5] (0:10.73)	0:34.67 [4] (0:11.10)	0:23.57 [5] (0:10.90)	0:12.67 [5] (0:12.67)
Average Speed [km/h]	54.7	68.8	65.9	66.2	56.8
Top Speed [km/h]	71.1	70.3	66.8	68.1	63.8
Avg. Dist. to Rail [m]	9.0	5.4	2.6	5.2	6.3
Avg. Stride Freq. [Hz]	2.5	2.6	2.5	2.6	2.4
Avg. Stride Length [m]	6.1	7.5	7.2	7.0	6.6



- [] Ranking at each section and finish
- .-.- No data available at this section
- NA No data available



Horse/Jockey Name	Malaboom
Final Rank	10
Fastest Section Time (Section)	0:10.89 (800m)
Top Speed [km/h] (Section)	69.6 (800m)
Race State	Finished

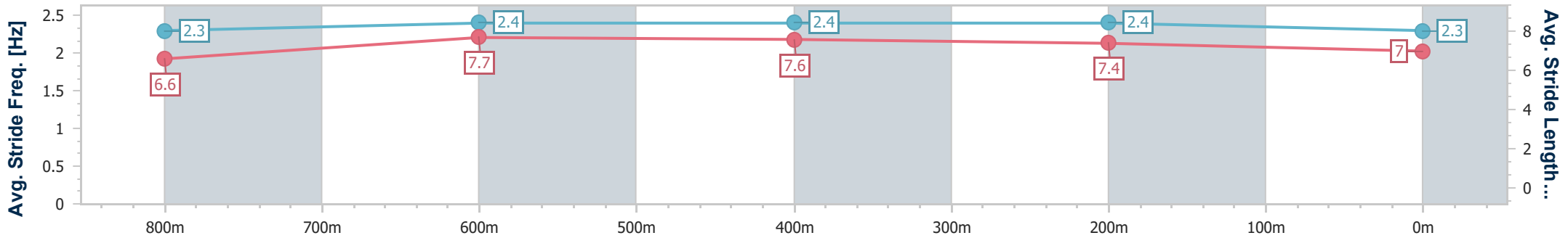
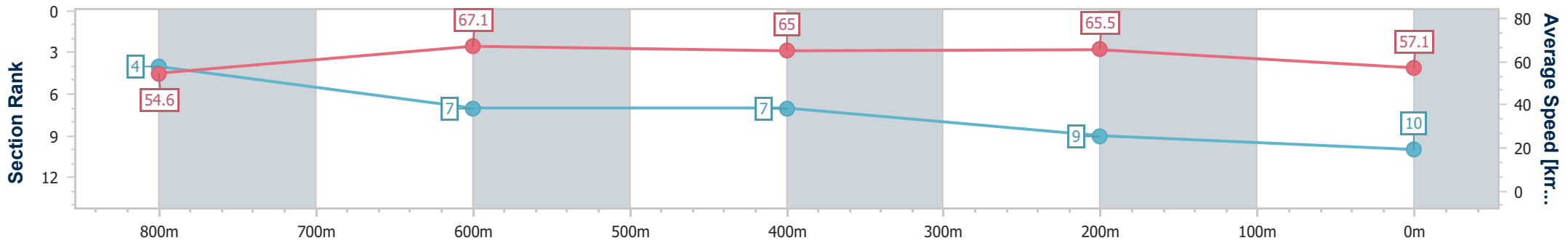


Eagle Farm QLD Professional
 Race 6: LADBROKES MICK DITTMAN PLATE - 1000m
 27 April 2024 - 14:34
 Track Rating: Soft 5, Weather: Fine, Rail Position: +3m



BRISBANE
RACING CLUB

Section	Overall	800m	600m	400m	200m
Section Times	0:58.88 [10] (0:13.27)	0:45.61 [4] (0:10.89)	0:34.72 [7] (0:11.09)	0:23.63 [7] (0:11.00)	0:12.63 [9] (0:12.63)
Average Speed [km/h]	54.6	67.1	65.0	65.5	57.1
Top Speed [km/h]	69.3	69.6	66.8	67.2	62.0
Avg. Dist. to Rail [m]	5.7	2.8	0.6	3.1	4.6
Avg. Stride Freq. [Hz]	2.3	2.4	2.4	2.4	2.3
Avg. Stride Length [m]	6.6	7.7	7.6	7.4	7.0



- [] Ranking at each section and finish
- .-.- No data available at this section
- NA No data available



Horse/Jockey Name	Rubaahy
Final Rank	11
Fastest Section Time (Section)	0:10.98 (400m)
Top Speed [km/h] (Section)	68.0 (800m)
Race State	Finished

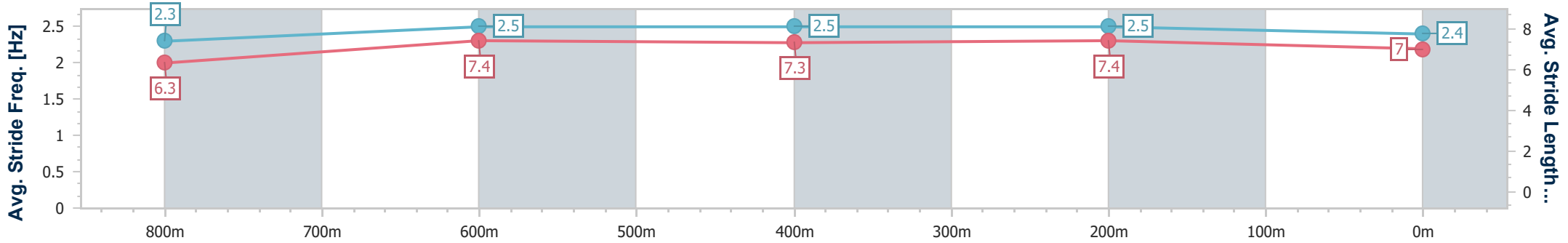
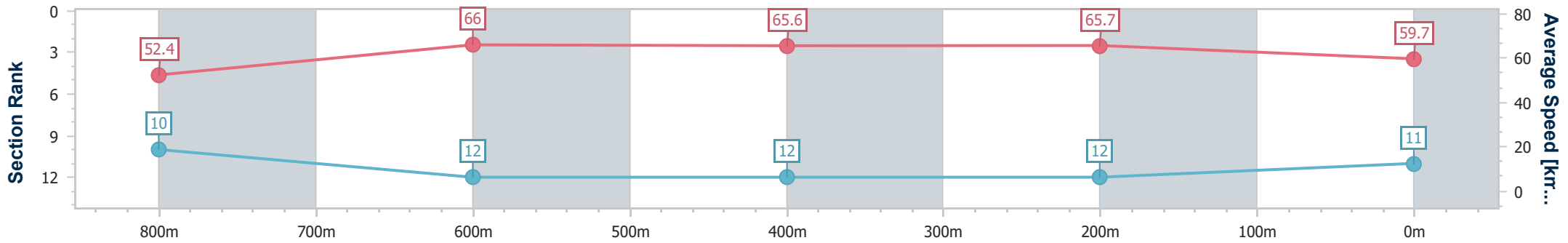


Eagle Farm QLD Professional
 Race 6: LADBROKES MICK DITTMAN PLATE - 1000m
 27 April 2024 - 14:34
 Track Rating: Soft 5, Weather: Fine, Rail Position: +3m



BRISBANE
RACING CLUB

Section	Overall	800m	600m	400m	200m
Section Times	0:58.95 [11] (0:13.89)	0:45.06 [10] (0:10.99)	0:34.07 [12] (0:11.00)	0:23.07 [12] (0:10.98)	0:12.09 [12] (0:12.09)
Average Speed [km/h]	52.4	66.0	65.6	65.7	59.7
Top Speed [km/h]	67.5	68.0	66.7	66.4	62.5
Avg. Dist. to Rail [m]	6.7	2.6	0.9	1.0	1.4
Avg. Stride Freq. [Hz]	2.3	2.5	2.5	2.5	2.4
Avg. Stride Length [m]	6.3	7.4	7.3	7.4	7.0



- [] Ranking at each section and finish
- .-.- No data available at this section
- NA No data available



Horse/Jockey Name	It's Raining Again
Final Rank	12
Fastest Section Time (Section)	0:10.68 (800m)
Top Speed [km/h] (Section)	69.8 (800m)
Race State	Finished

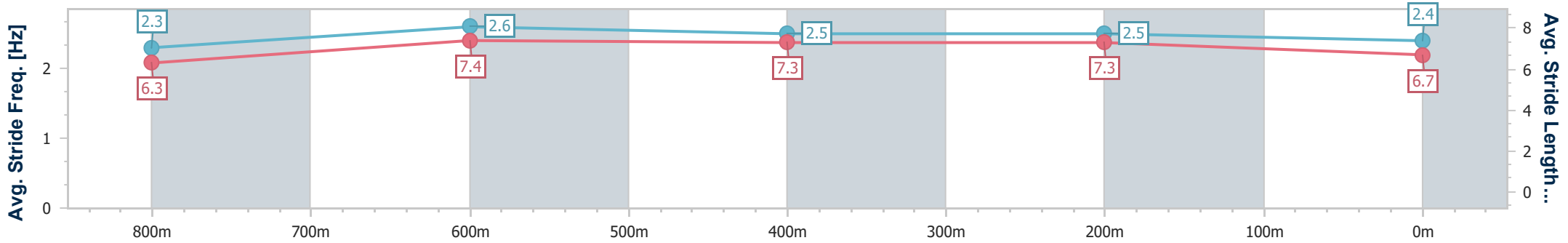
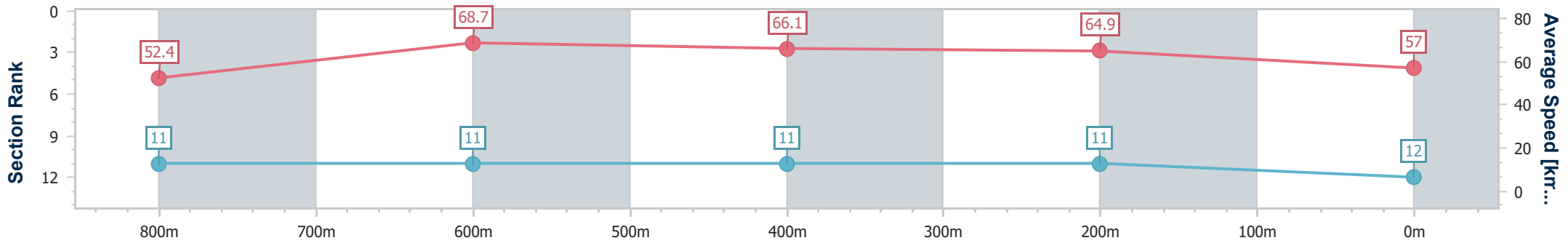


Eagle Farm QLD Professional
 Race 6: LADBROKES MICK DITTMAN PLATE - 1000m
 27 April 2024 - 14:34
 Track Rating: Soft 5, Weather: Fine, Rail Position: +3m



BRISBANE
 RACING CLUB

Section	Overall	800m	600m	400m	200m
Section Times	0:59.38 [12] (0:13.90)	0:45.48 [11] (0:10.68)	0:34.80 [11] (0:11.09)	0:23.71 [11] (0:11.12)	0:12.59 [11] (0:12.59)
Average Speed [km/h]	52.4	68.7	66.1	64.9	57.0
Top Speed [km/h]	68.5	69.8	67.6	67.6	62.1
Avg. Dist. to Rail [m]	7.9	3.7	4.3	5.4	4.6
Avg. Stride Freq. [Hz]	2.3	2.6	2.5	2.5	2.4
Avg. Stride Length [m]	6.3	7.4	7.3	7.3	6.7



- [] Ranking at each section and finish
- .-.- No data available at this section
- NA No data available



Eagle Farm QLD Professional

Race 7: XXXX BENCHMARK 85 Handicap - 1000m

27 April 2024 - 15:09



BRISBANE
RACING CLUB

Track Rating: Soft 5, Weather: Fine, Rail Position: +3m

Section										Last 600m	
Field Times		Overall	800m	600m	400m	200m					
		0:58.04 (0:12.88)	0:45.16 (0:10.67)	0:34.49 (0:10.89)	0:23.60 (0:11.28)	0:12.32 (0:12.32)					
Rank	TAB Horse/Jockey	Barrier	Top Speed [km/h]	Fastest Section						Margin	Distance Travelled [m]
1	12 SHALAA'S MOMENT Nikita Beriman	13	69.1	0:10.72	0:58.04 [1] (0:13.62)	0:44.42 [11] (0:10.72)	0:33.70 [10] (0:10.92)	0:22.78 [10] (0:10.89)	0:11.89 [7] (0:11.89)	0:58.04	0:33.70
2	2 OSAMU Tahlia Fenlon	10	70.9	0:10.67	0:58.20 [2] (0:12.88)	0:45.32 [1] (0:10.67)	0:34.65 [1] (0:10.89)	0:23.76 [1] (0:11.28)	0:12.48 [1] (0:12.48)	0.16L	0:34.65 -2
3	9 BLUE SPINEL Angela Jones	3	72.5	0:10.75	0:58.25 [3] (0:13.53)	0:44.72 [9] (0:10.92)	0:33.80 [11] (0:10.88)	0:22.92 [11] (0:10.75)	0:12.17 [5] (0:12.17)	0.05L	0:33.80 -6
4	3 HARDWARE LANE Justin Huxtable	6	68.9	0:10.61	0:58.26 [4] (0:13.54)	0:44.72 [10] (0:10.61)	0:34.11 [8] (0:10.95)	0:23.16 [6] (0:11.04)	0:12.12 [6] (0:12.12)	0.01L	0:34.11 -2
5	1 GO WANDJI Jake Molloy	18	69.0	0:10.69	0:58.39 [5] (0:13.89)	0:44.50 [12] (0:10.69)	0:33.81 [12] (0:10.85)	0:22.96 [12] (0:11.04)	0:11.92 [9] (0:11.92)	0.13L	0:33.81 -1
6	6 BRING ME KASH Dale Smith	4	69.1	0:10.60	0:58.62 [6] (0:13.23)	0:45.39 [4] (0:10.60)	0:34.79 [4] (0:10.98)	0:23.81 [4] (0:11.15)	0:12.66 [3] (0:12.66)	0.23L	0:34.79 -4
7	15 BEZIQUE Vlad Duric	7	69.8	0:10.68	0:58.76 [7] (0:13.25)	0:45.51 [5] (0:10.68)	0:34.83 [5] (0:10.94)	0:23.89 [5] (0:11.18)	0:12.71 [4] (0:12.71)	0.14L	0:34.83 +2
8	5 VODKA MARTINI Cejay Graham	9	71.1	0:10.58	0:59.18 [8] (0:13.15)	0:46.03 [2] (0:10.58)	0:35.45 [2] (0:10.98)	0:24.47 [2] (0:11.45)	0:13.02 [8] (0:13.02)	0.42L	0:35.45 +1
9	8 MAXIMUM OUTPUT Bailey Wheeler	8	68.7	0:10.77	0:59.21 [9] (0:13.43)	0:45.78 [8] (0:10.77)	0:35.01 [9] (0:10.99)	0:24.02 [8] (0:11.38)	0:12.64 [10] (0:12.64)	0.03L	0:35.01 +2
10	7 FRILLED James Orman	5	69.1	0:10.68	0:59.52 [10] (0:13.26)	0:46.26 [6] (0:10.68)	0:35.58 [6] (0:11.21)	0:24.37 [7] (0:11.44)	0:12.93 [11] (0:12.93)	0.31L	0:35.58 -3

Scratched: Gemelon Bolt (#14), Queen Assassin (#16), Jemeldi (#17), Flaming Conquest (#10), Immoral (#18), Sir Warwick (#13)

Report Created: Sat 27 April 2024 15:28 GMT+10 (Note: Timing is based on position data)

Page 1/14

[] Ranking at each section and finish
 -:-:- No data available at this section
 NA No data available
 SCN Saddle cloth number
 DNF Did not finish
 DNT Did not track

data processed by TRIPLES DATA



Eagle Farm QLD Professional
Race 7: XXXX BENCHMARK 85 Handicap - 1000m
27 April 2024 - 15:09



Track Rating: Soft 5, Weather: Fine, Rail Position: +3m

Section		Overall	800m	600m	400m	200m	Last 600m					
Field Times		0:58.04 (0:12.88)	0:45.16 (0:10.67)	0:34.49 (0:10.89)	0:23.60 (0:11.28)	0:12.32 (0:12.32)	0:34.49					
Rank	TAB Horse/Jockey	Barrier	Top Speed [km/h]	Fastest Section	Margin					Distance Travelled [m]		
11	11 LIQUOR Damien Thornton	11	71.1	0:10.51	0:59.54 [11] (0:13.22)	0:46.32 [3] (0:10.51)	0:35.81 [3] (0:10.98)	0:24.83 [3] (0:11.23)	0:13.60 [2] (0:13.60)	0.02L	0:35.81	+3
12	4 GREYWORM Kirk Matheson	15	70.5	0:10.77	1:00.42 [12] (0:13.36)	0:47.06 [7] (0:10.77)	0:36.29 [7] (0:11.12)	0:25.17 [9] (0:11.76)	0:13.41 [12] (0:13.41)	0.88L	0:36.29	+6

Scratched: Gemelon Bolt (#14), Queen Assassin (#16), Jemeldi (#17), Flaming Conquest (#10), Immoral (#18), Sir Warwick (#13)

[] Ranking at each section and finish
 -:-:-:- No data available at this section
 NA No data available

SCN Saddle cloth number
 DNF Did not finish
 DNT Did not track



Horse/Jockey Name	Shalaa's Moment
Final Rank	1
Fastest Section Time (Section)	0:10.72 (800m)
Top Speed [km/h] (Section)	69.1 (Overall)
Race State	Finished



Eagle Farm QLD Professional

Race 7: XXXX BENCHMARK 85 Handicap - 1000m

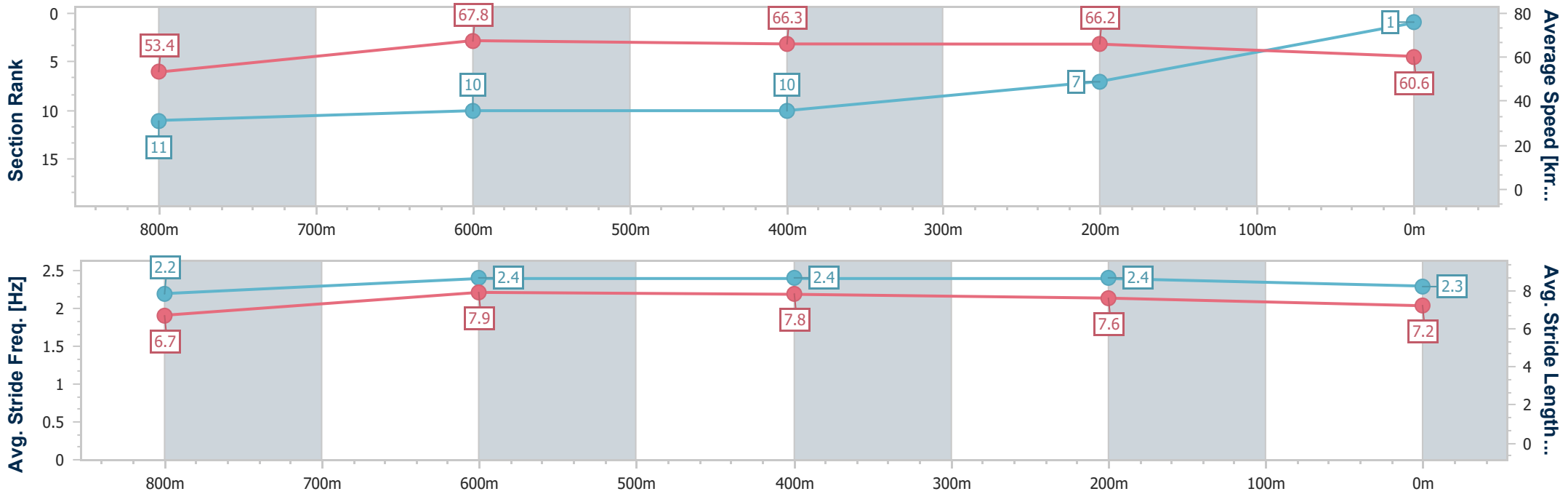
27 April 2024 - 15:09

Track Rating: Soft 5, Weather: Fine, Rail Position: +3m



BRISBANE RACING CLUB

Section	Overall	800m	600m	400m	200m
Section Times	0:58.04 [1] (0:13.62)	0:44.42 [11] (0:10.72)	0:33.70 [10] (0:10.92)	0:22.78 [10] (0:10.89)	0:11.89 [7] (0:11.89)
Average Speed [km/h]	53.4	67.8	66.3	66.2	60.6
Top Speed [km/h]	69.1	69.0	67.5	66.8	64.3
Avg. Dist. to Rail [m]	8.8	2.5	1.3	2.5	1.1
Avg. Stride Freq. [Hz]	2.2	2.4	2.4	2.4	2.3
Avg. Stride Length [m]	6.7	7.9	7.8	7.6	7.2



- [] Ranking at each section and finish
- .-.- No data available at this section
- NA No data available



Horse/Jockey Name	Osamu
Final Rank	2
Fastest Section Time (Section)	0:10.67 (800m)
Top Speed [km/h] (Section)	70.9 (Overall)
Race State	Finished



Eagle Farm QLD Professional

Race 7: XXXX BENCHMARK 85 Handicap - 1000m

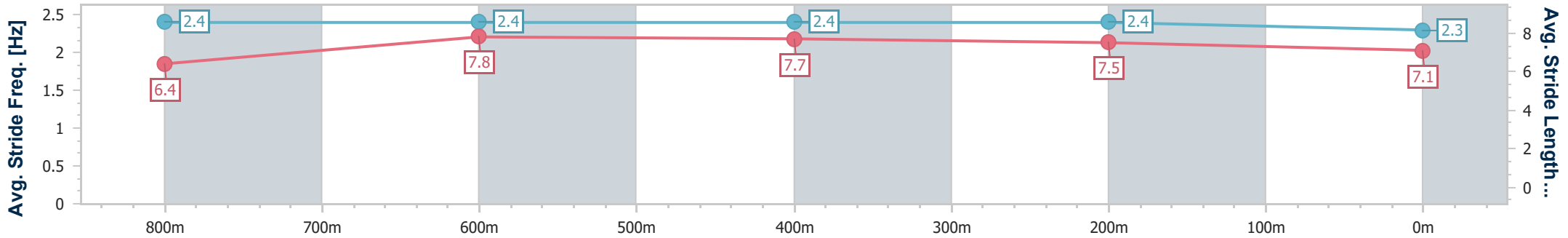
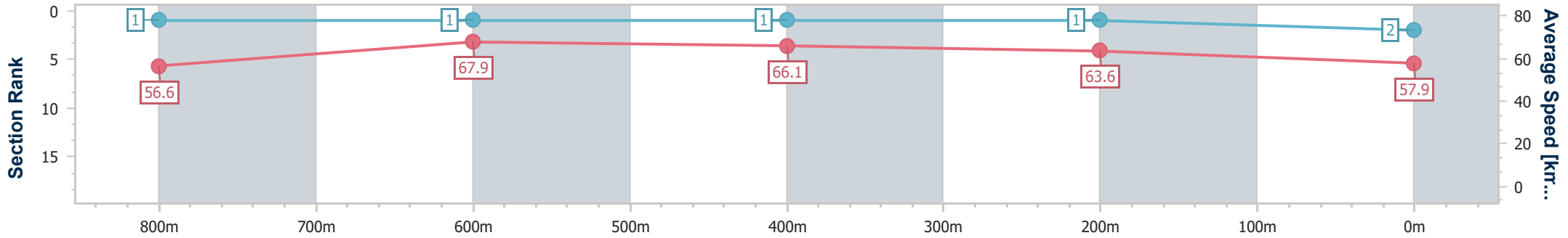
27 April 2024 - 15:09

Track Rating: Soft 5, Weather: Fine, Rail Position: +3m



BRISBANE RACING CLUB

Section	Overall	800m	600m	400m	200m
Section Times	0:58.20 [2] (0:12.88)	0:45.32 [1] (0:10.67)	0:34.65 [1] (0:10.89)	0:23.76 [1] (0:11.28)	0:12.48 [1] (0:12.48)
Average Speed [km/h]	56.6	67.9	66.1	63.6	57.9
Top Speed [km/h]	70.9	70.6	67.4	66.1	61.0
Avg. Dist. to Rail [m]	8.8	1.3	0.9	1.7	1.7
Avg. Stride Freq. [Hz]	2.4	2.4	2.4	2.4	2.3
Avg. Stride Length [m]	6.4	7.8	7.7	7.5	7.1



- [] Ranking at each section and finish
- .-.- No data available at this section
- NA No data available



Horse/Jockey Name	Blue Spinel
Final Rank	3
Fastest Section Time (Section)	0:10.75 (400m)
Top Speed [km/h] (Section)	72.5 (400m)
Race State	Finished



Eagle Farm QLD Professional

Race 7: XXXX BENCHMARK 85 Handicap - 1000m

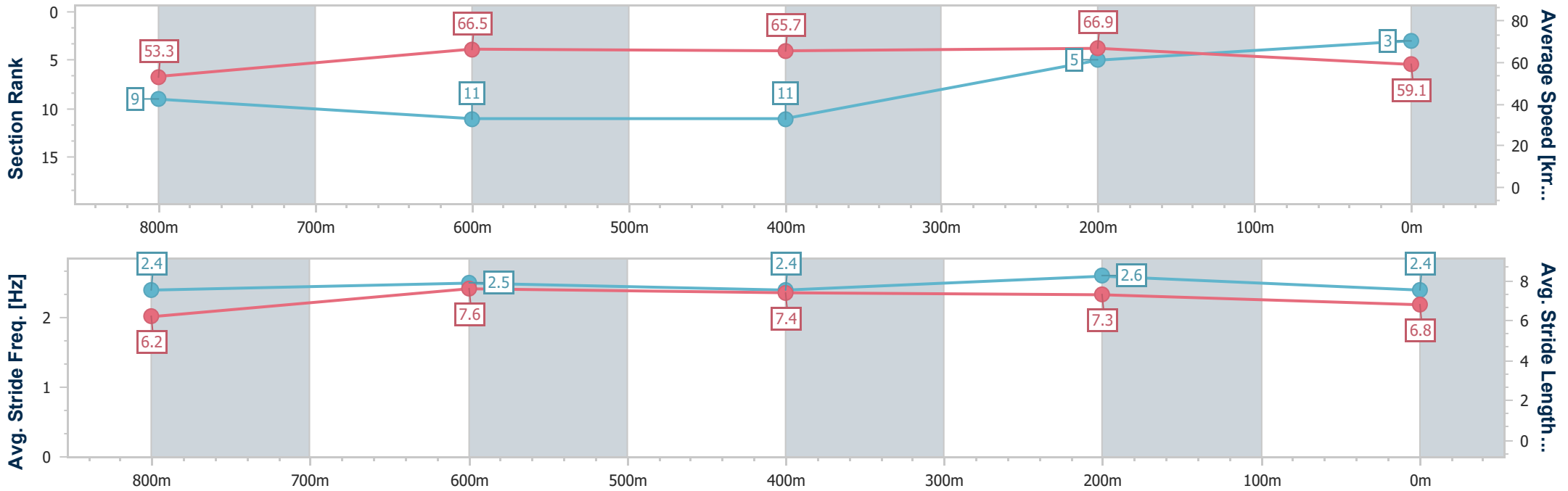
27 April 2024 - 15:09

Track Rating: Soft 5, Weather: Fine, Rail Position: +3m



BRISBANE RACING CLUB

Section	Overall	800m	600m	400m	200m
Section Times	0:58.25 [3] (0:13.53)	0:44.72 [9] (0:10.92)	0:33.80 [11] (0:10.88)	0:22.92 [11] (0:10.75)	0:12.17 [5] (0:12.17)
Average Speed [km/h]	53.3	66.5	65.7	66.9	59.1
Top Speed [km/h]	66.9	68.2	68.4	72.5	64.6
Avg. Dist. to Rail [m]	3.1	1.3	1.4	0.9	3.0
Avg. Stride Freq. [Hz]	2.4	2.5	2.4	2.6	2.4
Avg. Stride Length [m]	6.2	7.6	7.4	7.3	6.8



- [] Ranking at each section and finish
- .-.- No data available at this section
- NA No data available



Horse/Jockey Name	Hardware Lane
Final Rank	4
Fastest Section Time (Section)	0:10.61 (800m)
Top Speed [km/h] (Section)	68.9 (800m)
Race State	Finished



Eagle Farm QLD Professional

Race 7: XXXX BENCHMARK 85 Handicap - 1000m

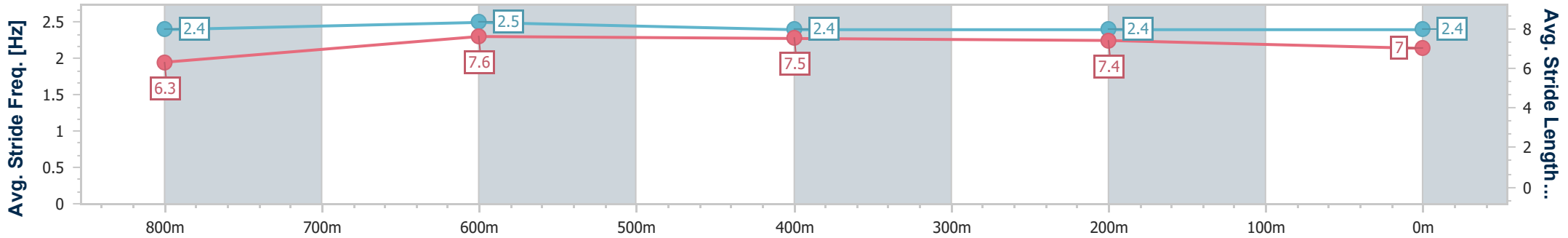
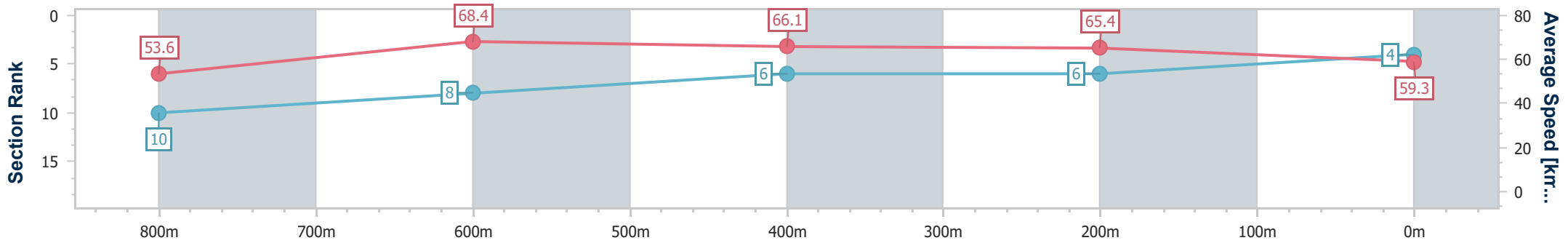
27 April 2024 - 15:09

Track Rating: Soft 5, Weather: Fine, Rail Position: +3m



BRISBANE RACING CLUB

Section	Overall	800m	600m	400m	200m
Section Times	0:58.26 [4] (0:13.54)	0:44.72 [10] (0:10.61)	0:34.11 [8] (0:10.95)	0:23.16 [6] (0:11.04)	0:12.12 [6] (0:12.12)
Average Speed [km/h]	53.6	68.4	66.1	65.4	59.3
Top Speed [km/h]	68.3	68.9	68.2	68.1	64.3
Avg. Dist. to Rail [m]	5.8	0.9	2.1	10.0	11.5
Avg. Stride Freq. [Hz]	2.4	2.5	2.4	2.4	2.4
Avg. Stride Length [m]	6.3	7.6	7.5	7.4	7.0



- [] Ranking at each section and finish
- .-.- No data available at this section
- NA No data available



Horse/Jockey Name	Go Wandji
Final Rank	5
Fastest Section Time (Section)	0:10.69 (800m)
Top Speed [km/h] (Section)	69.0 (800m)
Race State	Finished

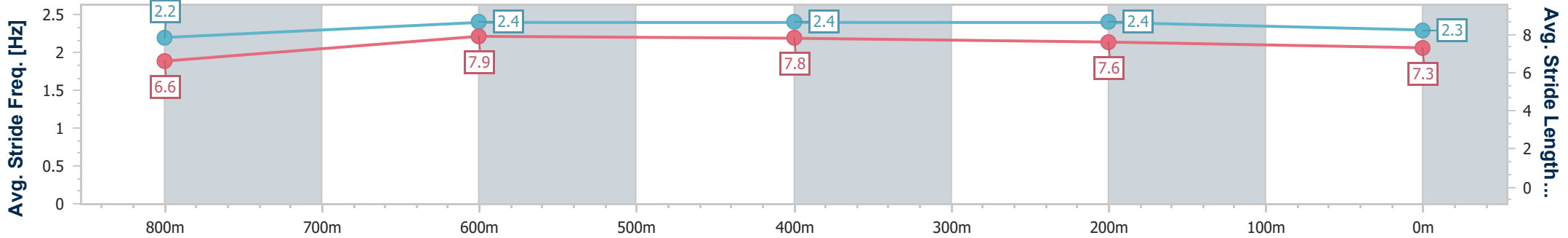
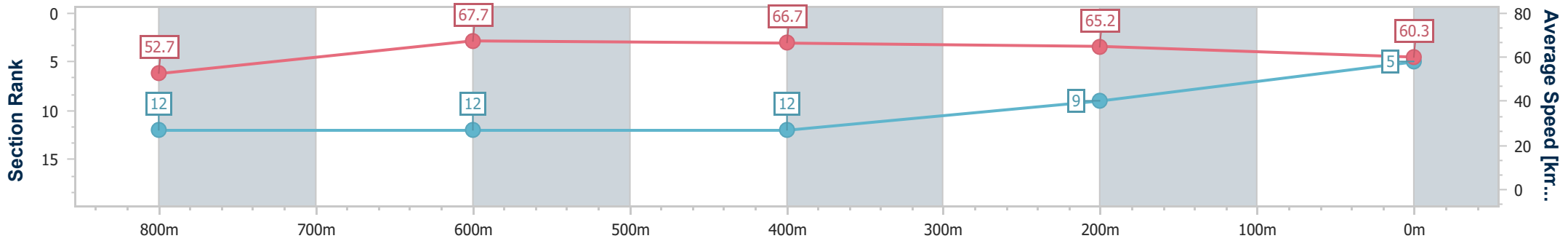


Eagle Farm QLD Professional
 Race 7: XXXX BENCHMARK 85 Handicap - 1000m
 27 April 2024 - 15:09
 Track Rating: Soft 5, Weather: Fine, Rail Position: +3m



BRISBANE
RACING CLUB

Section	Overall	800m	600m	400m	200m
Section Times	0:58.39 [5] (0:13.89)	0:44.50 [12] (0:10.69)	0:33.81 [12] (0:10.85)	0:22.96 [12] (0:11.04)	0:11.92 [9] (0:11.92)
Average Speed [km/h]	52.7	67.7	66.7	65.2	60.3
Top Speed [km/h]	68.6	69.0	67.2	65.8	64.2
Avg. Dist. to Rail [m]	10.7	1.7	0.4	2.1	1.5
Avg. Stride Freq. [Hz]	2.2	2.4	2.4	2.4	2.3
Avg. Stride Length [m]	6.6	7.9	7.8	7.6	7.3



- [] Ranking at each section and finish
- .-.- No data available at this section
- NA No data available



Horse/Jockey Name	Bring Me Kash
Final Rank	6
Fastest Section Time (Section)	0:10.60 (800m)
Top Speed [km/h] (Section)	69.1 (800m)
Race State	Finished

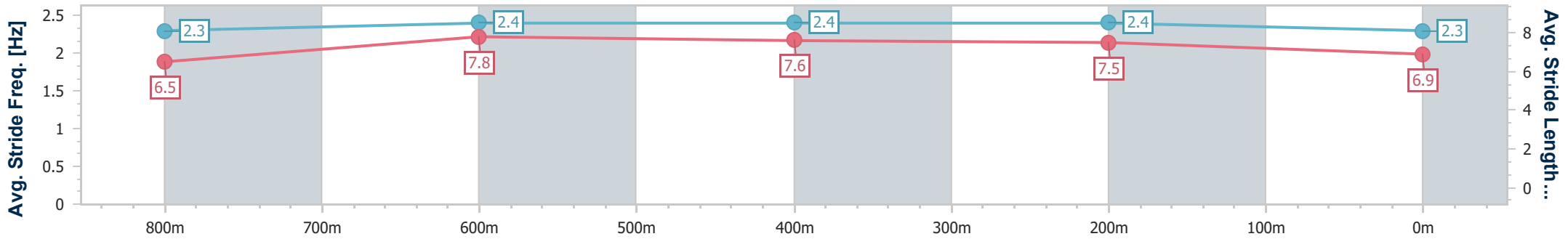
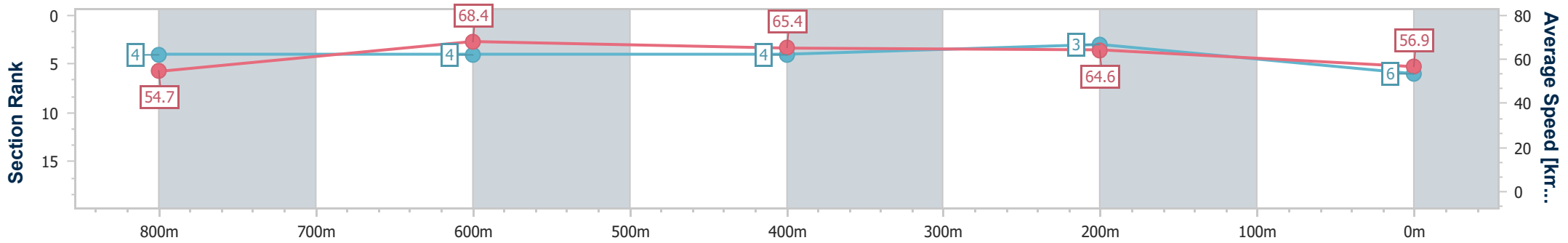


Eagle Farm QLD Professional
 Race 7: XXXX BENCHMARK 85 Handicap - 1000m
 27 April 2024 - 15:09
 Track Rating: Soft 5, Weather: Fine, Rail Position: +3m



BRISBANE
RACING CLUB

Section	Overall	800m	600m	400m	200m
Section Times	0:58.62 [6] (0:13.23)	0:45.39 [4] (0:10.60)	0:34.79 [4] (0:10.98)	0:23.81 [4] (0:11.15)	0:12.66 [3] (0:12.66)
Average Speed [km/h]	54.7	68.4	65.4	64.6	56.9
Top Speed [km/h]	68.5	69.1	66.4	66.5	61.9
Avg. Dist. to Rail [m]	5.1	1.1	0.6	3.1	3.5
Avg. Stride Freq. [Hz]	2.3	2.4	2.4	2.4	2.3
Avg. Stride Length [m]	6.5	7.8	7.6	7.5	6.9



- [] Ranking at each section and finish
- .-.- No data available at this section
- NA No data available



Horse/Jockey Name	Bezique
Final Rank	7
Fastest Section Time (Section)	0:10.68 (800m)
Top Speed [km/h] (Section)	69.8 (800m)
Race State	Finished

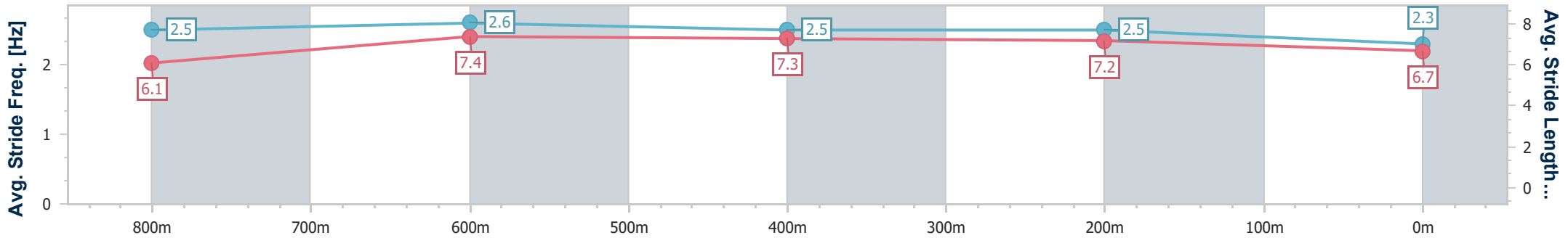
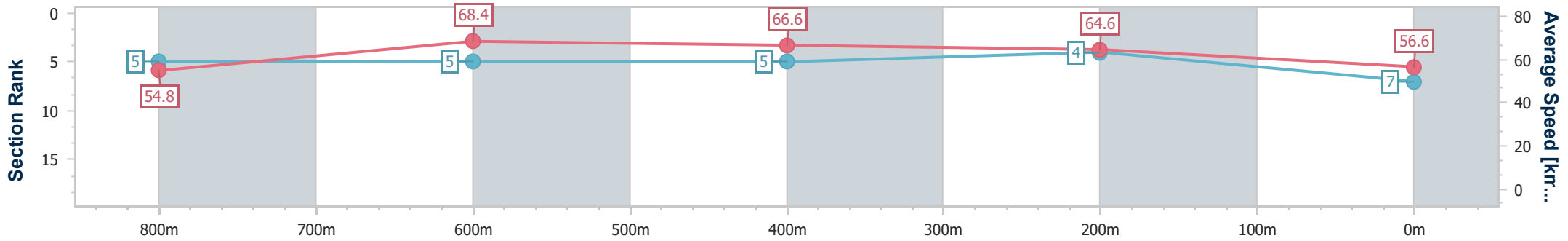


Eagle Farm QLD Professional
 Race 7: XXXX BENCHMARK 85 Handicap - 1000m
 27 April 2024 - 15:09
 Track Rating: Soft 5, Weather: Fine, Rail Position: +3m



BRISBANE
RACING CLUB

Section	Overall	800m	600m	400m	200m
Section Times	0:58.76 [7] (0:13.25)	0:45.51 [5] (0:10.68)	0:34.83 [5] (0:10.94)	0:23.89 [5] (0:11.18)	0:12.71 [4] (0:12.71)
Average Speed [km/h]	54.8	68.4	66.6	64.6	56.6
Top Speed [km/h]	69.4	69.8	68.5	66.8	61.2
Avg. Dist. to Rail [m]	6.2	3.1	3.0	8.3	8.3
Avg. Stride Freq. [Hz]	2.5	2.6	2.5	2.5	2.3
Avg. Stride Length [m]	6.1	7.4	7.3	7.2	6.7



- [] Ranking at each section and finish
- .-.- No data available at this section
- NA No data available



Horse/Jockey Name	Vodka Martini
Final Rank	8
Fastest Section Time (Section)	0:10.58 (800m)
Top Speed [km/h] (Section)	71.1 (800m)
Race State	Finished

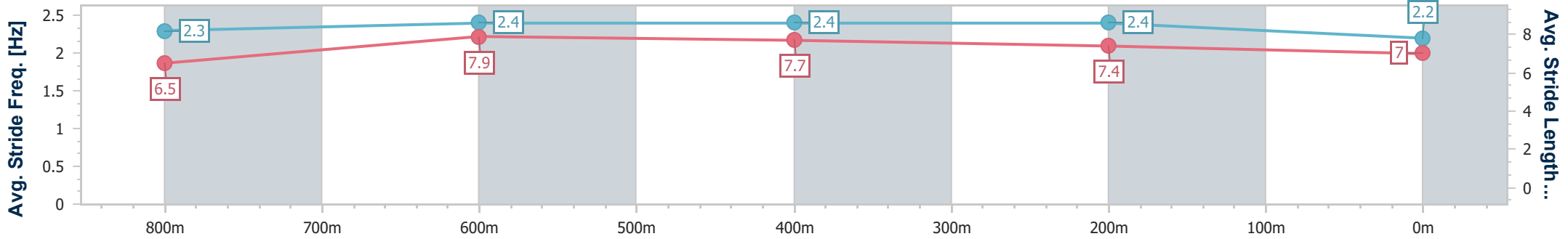
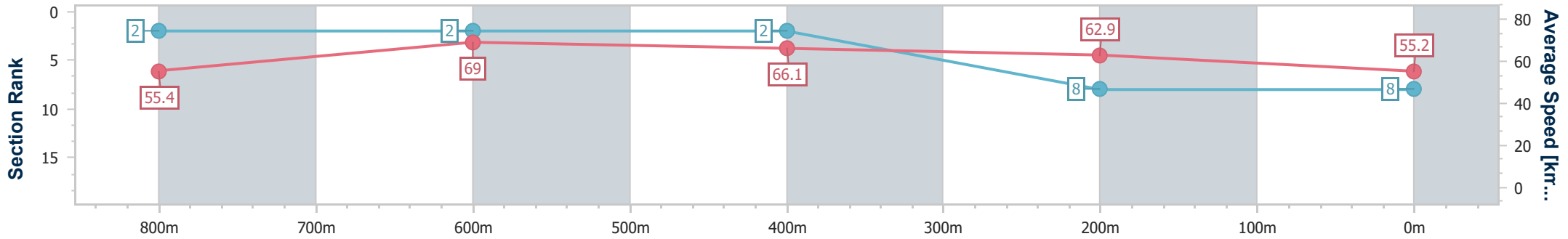


Eagle Farm QLD Professional
 Race 7: XXXX BENCHMARK 85 Handicap - 1000m
 27 April 2024 - 15:09
 Track Rating: Soft 5, Weather: Fine, Rail Position: +3m



BRISBANE
RACING CLUB

Section	Overall	800m	600m	400m	200m
Section Times	0:59.18 [8] (0:13.15)	0:46.03 [2] (0:10.58)	0:35.45 [2] (0:10.98)	0:24.47 [2] (0:11.45)	0:13.02 [8] (0:13.02)
Average Speed [km/h]	55.4	69.0	66.1	62.9	55.2
Top Speed [km/h]	69.3	71.1	67.2	66.0	59.4
Avg. Dist. to Rail [m]	8.5	3.0	1.7	5.2	3.6
Avg. Stride Freq. [Hz]	2.3	2.4	2.4	2.4	2.2
Avg. Stride Length [m]	6.5	7.9	7.7	7.4	7.0



- [] Ranking at each section and finish
- .-.- No data available at this section
- NA No data available



Horse/Jockey Name	Maximum Output
Final Rank	9
Fastest Section Time (Section)	0:10.77 (800m)
Top Speed [km/h] (Section)	68.7 (800m)
Race State	Finished



Eagle Farm QLD Professional

Race 7: XXXX BENCHMARK 85 Handicap - 1000m

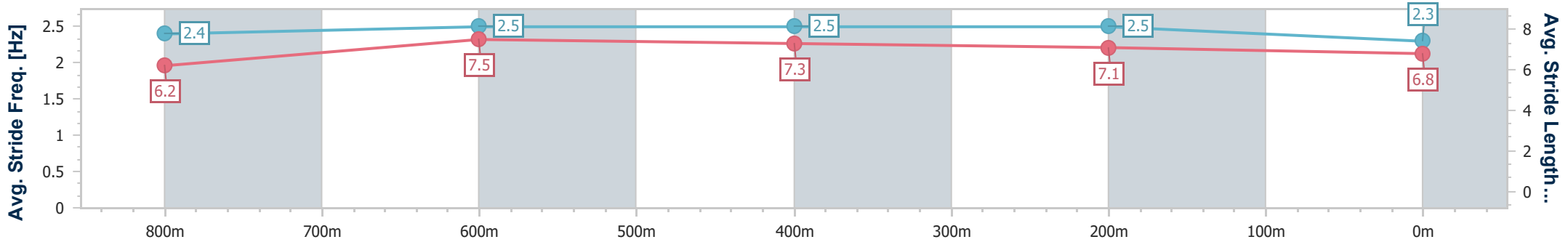
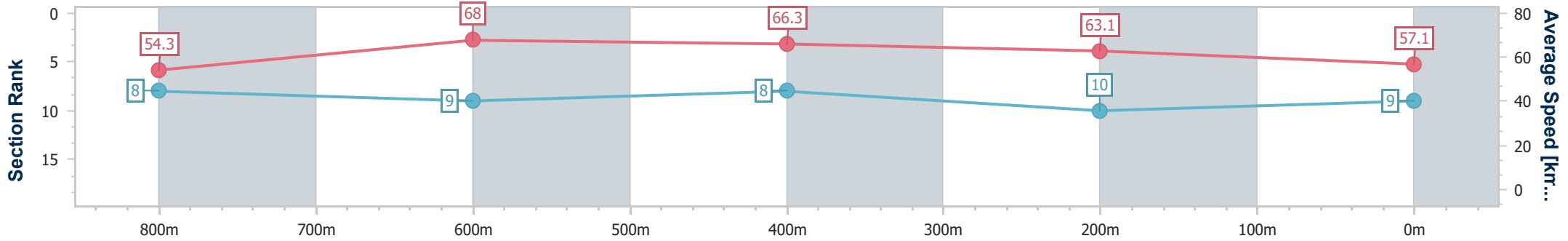
27 April 2024 - 15:09

Track Rating: Soft 5, Weather: Fine, Rail Position: +3m



BRISBANE RACING CLUB

Section	Overall	800m	600m	400m	200m
Section Times	0:59.21 [9] (0:13.43)	0:45.78 [8] (0:10.77)	0:35.01 [9] (0:10.99)	0:24.02 [8] (0:11.38)	0:12.64 [10] (0:12.64)
Average Speed [km/h]	54.3	68.0	66.3	63.1	57.1
Top Speed [km/h]	68.5	68.7	67.2	66.9	60.8
Avg. Dist. to Rail [m]	7.3	3.8	2.2	7.7	6.3
Avg. Stride Freq. [Hz]	2.4	2.5	2.5	2.5	2.3
Avg. Stride Length [m]	6.2	7.5	7.3	7.1	6.8



- [] Ranking at each section and finish
- .-.- No data available at this section
- NA No data available



Horse/Jockey Name	Frilled
Final Rank	10
Fastest Section Time (Section)	0:10.68 (800m)
Top Speed [km/h] (Section)	69.1 (800m)
Race State	Finished

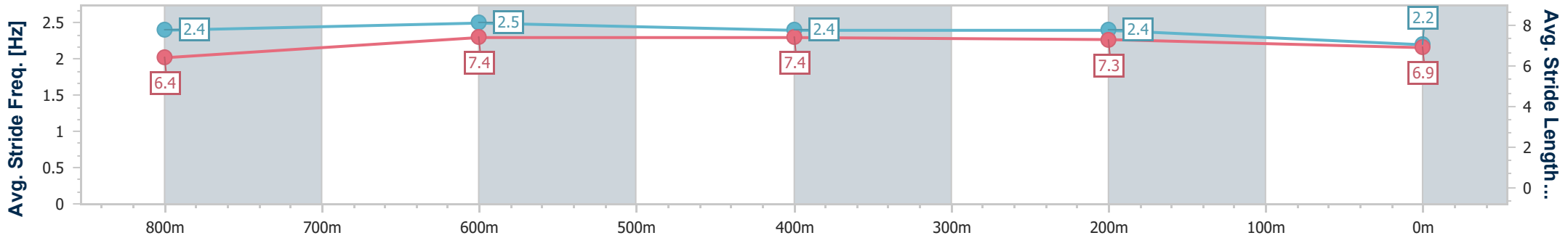
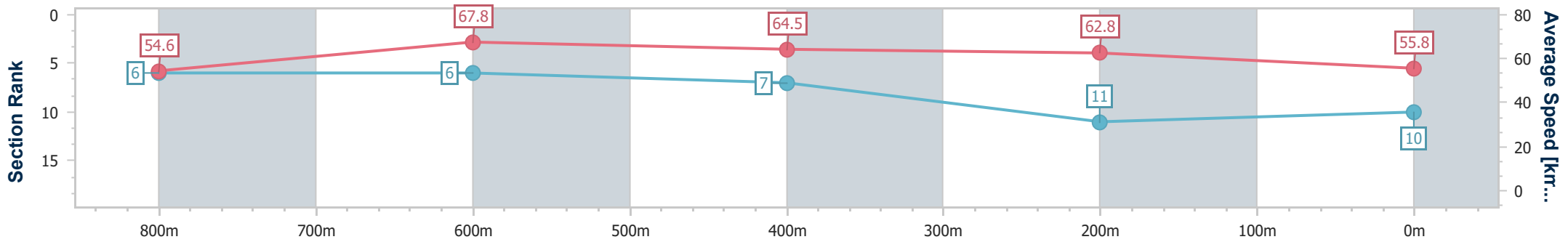


Eagle Farm QLD Professional
 Race 7: XXXX BENCHMARK 85 Handicap - 1000m
 27 April 2024 - 15:09
 Track Rating: Soft 5, Weather: Fine, Rail Position: +3m



BRISBANE
RACING CLUB

Section	Overall	800m	600m	400m	200m
Section Times	0:59.52 [10] (0:13.26)	0:46.26 [6] (0:10.68)	0:35.58 [6] (0:11.21)	0:24.37 [7] (0:11.44)	0:12.93 [11] (0:12.93)
Average Speed [km/h]	54.6	67.8	64.5	62.8	55.8
Top Speed [km/h]	69.0	69.1	66.8	64.3	60.6
Avg. Dist. to Rail [m]	4.5	1.5	0.9	4.3	2.9
Avg. Stride Freq. [Hz]	2.4	2.5	2.4	2.4	2.2
Avg. Stride Length [m]	6.4	7.4	7.4	7.3	6.9



- [] Ranking at each section and finish
- .-.- No data available at this section
- NA No data available



Horse/Jockey Name	Liquor
Final Rank	11
Fastest Section Time (Section)	0:10.51 (800m)
Top Speed [km/h] (Section)	71.1 (Overall)
Race State	Finished



Eagle Farm QLD Professional

Race 7: XXXX BENCHMARK 85 Handicap - 1000m

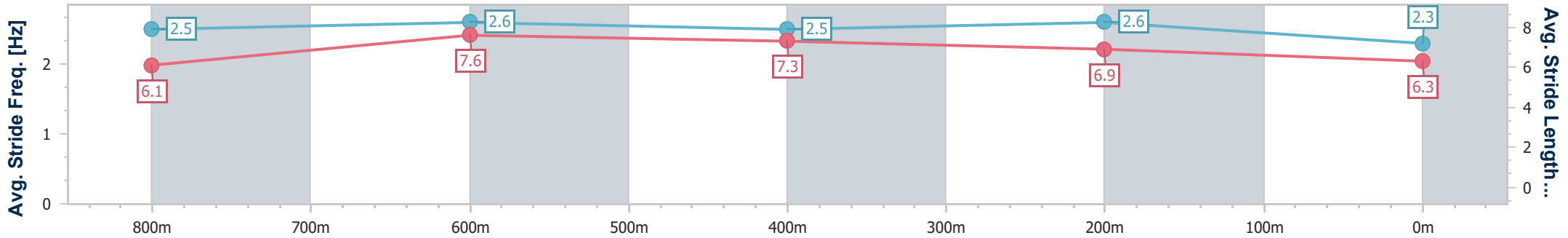
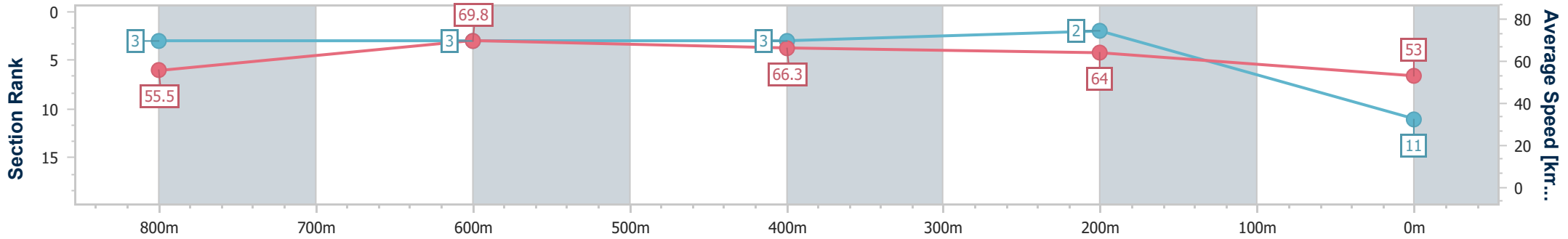
27 April 2024 - 15:09

Track Rating: Soft 5, Weather: Fine, Rail Position: +3m



BRISBANE RACING CLUB

Section	Overall	800m	600m	400m	200m
Section Times	0:59.54 [11] (0:13.22)	0:46.32 [3] (0:10.51)	0:35.81 [3] (0:10.98)	0:24.83 [3] (0:11.23)	0:13.60 [2] (0:13.60)
Average Speed [km/h]	55.5	69.8	66.3	64.0	53.0
Top Speed [km/h]	71.1	70.9	67.6	66.7	60.7
Avg. Dist. to Rail [m]	10.5	4.3	2.0	5.9	4.5
Avg. Stride Freq. [Hz]	2.5	2.6	2.5	2.6	2.3
Avg. Stride Length [m]	6.1	7.6	7.3	6.9	6.3



- [] Ranking at each section and finish
- .-.- No data available at this section
- NA No data available



Horse/Jockey Name	Greyworm
Final Rank	12
Fastest Section Time (Section)	0:10.77 (800m)
Top Speed [km/h] (Section)	70.5 (Overall)
Race State	Finished



Eagle Farm QLD Professional

Race 7: XXXX BENCHMARK 85 Handicap - 1000m

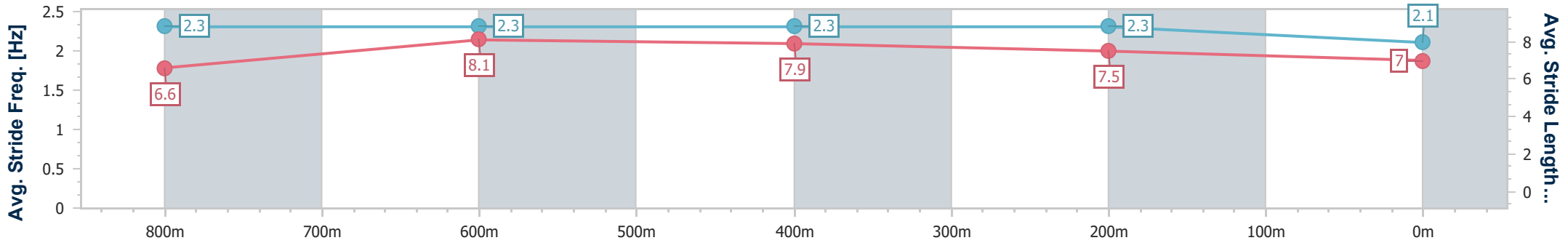
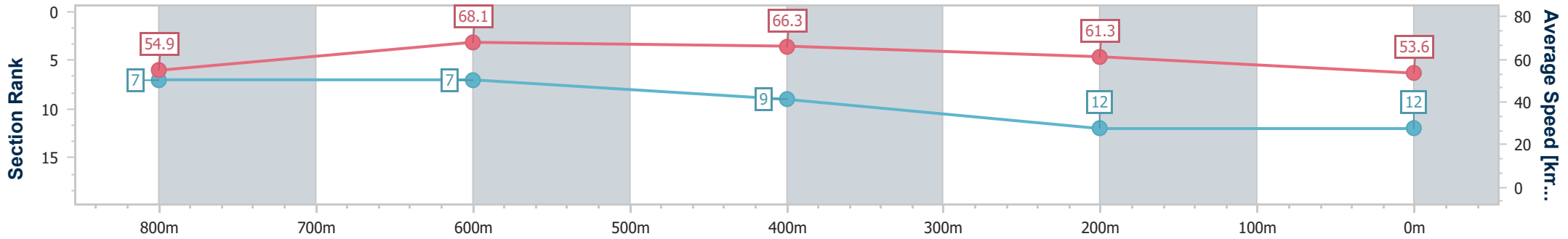
27 April 2024 - 15:09

Track Rating: Soft 5, Weather: Fine, Rail Position: +3m



BRISBANE RACING CLUB

Section	Overall	800m	600m	400m	200m
Section Times	1:00.42 [12] (0:13.36)	0:47.06 [7] (0:10.77)	0:36.29 [7] (0:11.12)	0:25.17 [9] (0:11.76)	0:13.41 [12] (0:13.41)
Average Speed [km/h]	54.9	68.1	66.3	61.3	53.6
Top Speed [km/h]	70.5	70.3	67.3	64.8	58.0
Avg. Dist. to Rail [m]	11.6	4.1	4.7	9.0	5.8
Avg. Stride Freq. [Hz]	2.3	2.3	2.3	2.3	2.1
Avg. Stride Length [m]	6.6	8.1	7.9	7.5	7.0



- [] Ranking at each section and finish
- .-.- No data available at this section
- NA No data available



Eagle Farm QLD Professional

Race 8: MORETON HIRE BRISBANE MILE QUALITY Handicap - 1600m

27 April 2024 - 15:48



BRISBANE
RACING CLUB

Track Rating: Soft 5, Weather: Fine, Rail Position: +3m

Section	Field Times	Overall	1400m	1200m	1000m	800m	600m	400m	Last 600m				
		1:35.92 (0:13.66)	1:22.26 (0:10.97)	1:11.29 (0:11.38)	0:59.91 (0:12.16)	0:47.75 (0:12.14)	0:35.61 (0:11.90)	0:23.71 (0:11.83)	0:35.61				
Rank	TAB Horse/Jockey	Barrier	Top Speed [km/h]	Fastest Section					Distance Travelled [m]				
1	2 MIGHTY ULYSSES Ryan Maloney	13	65.6 400m	0:11.20 400m	1:35.92 [1] (0:14.61)	1:21.31 [11] (0:11.51)	1:09.80 [11] (0:11.68)	0:58.12 [10] (0:12.00)	0:46.12 [10] (0:11.59)	0:34.53 [10] (0:11.45)	0:23.08 [8] (0:11.20)	0:34.53	
2	1 JIMI HENDRIX Damien Thornton	6	64.4 1400m	0:11.40 1400m	1:36.20 [2] (0:14.01)	1:22.19 [6] (0:11.40)	1:10.79 [6] (0:11.77)	0:59.02 [5] (0:11.97)	0:47.05 [6] (0:11.80)	0:35.25 [5] (0:11.63)	0:23.62 [5] (0:11.47)	0:35.25	-1
3	5 JIMMYSSTAR Robbie Dolan	7	66.5 600m	0:11.42 1400m	1:36.41 [3] (0:14.34)	1:22.07 [9] (0:11.42)	1:10.65 [8] (0:11.76)	0:58.89 [8] (0:12.11)	0:46.78 [9] (0:11.68)	0:35.10 [9] (0:11.47)	0:23.63 [7] (0:11.44)	0:35.10	+11
4	10 WAPITI Mark Du Plessis	12	63.8 1400m	0:11.43 1400m	1:36.62 [4] (0:13.87)	1:22.75 [5] (0:11.43)	1:11.32 [5] (0:11.89)	0:59.43 [6] (0:11.94)	0:47.49 [5] (0:11.85)	0:35.64 [6] (0:11.69)	0:23.95 [6] (0:11.58)	0:35.64	+4
5	6 DUNE FORTY FIVE Bailey Wheeler	10	65.2 1400m	0:11.44 1400m	1:36.74 [5] (0:14.08)	1:22.66 [7] (0:11.44)	1:11.22 [7] (0:11.85)	0:59.37 [7] (0:12.00)	0:47.37 [7] (0:11.80)	0:35.57 [7] (0:11.74)	0:23.83 [10] (0:11.53)	0:35.57	+5
6	4 WILLIAMSBURG James Orman	9	65.8 600m	0:11.38 400m	1:36.91 [6] (0:14.46)	1:22.45 [10] (0:11.64)	1:10.81 [10] (0:11.81)	0:59.00 [11] (0:12.01)	0:46.99 [11] (0:11.67)	0:35.32 [11] (0:11.53)	0:23.79 [11] (0:11.38)	0:35.32	+4
7	3 OSCAR ZULU Jim Byrne	11	66.7 1400m	0:11.01 1400m	1:36.92 [7] (0:13.77)	1:23.15 [3] (0:11.01)	1:12.14 [2] (0:11.62)	1:00.52 [2] (0:11.93)	0:48.59 [2] (0:12.04)	0:36.55 [2] (0:11.84)	0:24.71 [1] (0:11.95)	0:36.55	+0
8	13 OSTERMEIER Cejay Graham	14	64.9 400m	0:11.32 400m	1:36.92 [8] (0:14.73)	1:22.19 [12] (0:11.73)	1:10.46 [12] (0:11.77)	0:58.69 [12] (0:12.05)	0:46.64 [12] (0:11.55)	0:35.09 [12] (0:11.66)	0:23.43 [12] (0:11.32)	0:35.09	+6
9	7 LONDON BANKER Jake Bayliss	2	63.6 600m	0:11.57 1400m	1:37.00 [9] (0:14.30)	1:22.70 [8] (0:11.57)	1:11.13 [9] (0:11.72)	0:59.41 [9] (0:11.97)	0:47.44 [8] (0:11.68)	0:35.76 [8] (0:11.64)	0:24.12 [9] (0:11.68)	0:35.76	-1
10	9 OCEAN TREATY Nikita Beriman	8	66.8 1400m	0:11.11 1400m	1:37.30 [10] (0:13.68)	1:23.62 [2] (0:11.11)	1:12.51 [3] (0:11.84)	1:00.67 [3] (0:11.93)	0:48.74 [3] (0:12.02)	0:36.72 [3] (0:11.95)	0:24.77 [4] (0:11.84)	0:36.72	+5

Scratched: Gringotts (#11), Overriding (#8)

[] Ranking at each section and finish
 -:-:- No data available at this section
 NA No data available

SCN Saddle cloth number
 DNF Did not finish
 DNT Did not track



Eagle Farm QLD Professional

Race 8: MORETON HIRE BRISBANE MILE QUALITY Handicap - 1600m

27 April 2024 - 15:48



BRISBANE
RACING CLUB

Track Rating: Soft 5, Weather: Fine, Rail Position: +3m

Section		Overall	1400m	1200m	1000m	800m	600m	400m	Last 600m
Field Times		1:35.92 (0:13.66)	1:22.26 (0:10.97)	1:11.29 (0:11.38)	0:59.91 (0:12.16)	0:47.75 (0:12.14)	0:35.61 (0:11.90)	0:23.71 (0:11.83)	0:35.61

Rank	TAB	Horse/Jockey	Barrier	Top Speed [km/h]	Fastest Section	Overall	1400m	1200m	1000m	800m	600m	400m	Last 600m	Distance Travelled [m]
11	14	RUSSIAN WARRIOR Anthony Allen	5	64.9 1400m	0:11.34 1400m	1:37.38 [11] (0:13.77)	1:23.61 [4] (0:11.34)	1:12.27 [4] (0:11.85)	1:00.42 [4] (0:11.93)	0:48.49 [4] (0:11.98)	0:36.51 [4] (0:11.59)	0:24.92 [3] (0:11.91)	0:36.51	+0
12	12	AVENUE OF STARS Angela Jones	3	66.7 1400m	0:10.97 1400m	1:38.21 [12] (0:13.66)	1:24.55 [1] (0:10.97)	1:13.58 [1] (0:11.38)	1:02.20 [1] (0:12.16)	0:50.04 [1] (0:12.14)	0:37.90 [1] (0:11.92)	0:25.98 [2] (0:12.24)	0:37.90	+1

Scratched: Gringotts (#11), Overriding (#8)

[] Ranking at each section and finish
 -:-:-:- No data available at this section
 NA No data available

SCN Saddle cloth number
 DNF Did not finish
 DNT Did not track



Eagle Farm QLD Professional

Race 8: MORETON HIRE BRISBANE MILE QUALITY Handicap - 1600m

27 April 2024 - 15:48



BRISBANE
RACING CLUB

Track Rating: Soft 5, Weather: Fine, Rail Position: +3m

Section				200m				Last 600m	
Field Times				0:11.88 (0:11.88)				0:35.61	
Rank	TAB	Horse/Jockey	Barrier	Top Speed [km/h]	Fastest Section	Margin			Distance Travelled [m]
1	2	MIGHTY ULYSSES Ryan Maloney	13	65.6 400m	0:11.20 400m	0:11.88 [1] (0:11.88)	1:35.92		0:34.53
2	1	JIMI HENDRIX Damien Thornton	6	64.4 1400m	0:11.40 1400m	0:12.15 [2] (0:12.15)	0.28L		0:35.25 -1
3	5	JIMMYSSTAR Robbie Dolan	7	66.5 600m	0:11.42 1400m	0:12.19 [4] (0:12.19)	0.21L		0:35.10 +11
4	10	WAPITI Mark Du Plessis	12	63.8 1400m	0:11.43 1400m	0:12.37 [5] (0:12.37)	0.21L		0:35.64 +4
5	6	DUNE FORTY FIVE Bailey Wheeler	10	65.2 1400m	0:11.44 1400m	0:12.30 [8] (0:12.30)	0.12L		0:35.57 +5
6	4	WILLIAMSBURG James Orman	9	65.8 600m	0:11.38 400m	0:12.41 [10] (0:12.41)	0.17L		0:35.32 +4
7	3	OSCAR ZULU Jim Byrne	11	66.7 1400m	0:11.01 1400m	0:12.76 [3] (0:12.76)	0.01L		0:36.55 +0
8	13	OSTERMEIER Cejay Graham	14	64.9 400m	0:11.32 400m	0:12.11 [12] (0:12.11)	0L		0:35.09 +6
9	7	LONDON BANKER Jake Bayliss	2	63.6 600m	0:11.57 1400m	0:12.44 [11] (0:12.44)	0.08L		0:35.76 -1
10	9	OCEAN TREATY Nikita Beriman	8	66.8 1400m	0:11.11 1400m	0:12.93 [7] (0:12.93)	0.3L		0:36.72 +5

Scratched: Gringotts (#11), Overriding (#8)

Report Created: Sat 27 April 2024 16:03 GMT+10 (Note: Timing is based on position data)

Page 3/16

[] Ranking at each section and finish
 -:-:- No data available at this section
 NA No data available

SCN Saddle cloth number
 DNF Did not finish
 DNT Did not track

data processed by  **TRIPLES DATA**



Eagle Farm QLD Professional

Race 8: MORETON HIRE BRISBANE MILE QUALITY Handicap - 1600m

27 April 2024 - 15:48



BRISBANE
RACING CLUB

Track Rating: Soft 5, Weather: Fine, Rail Position: +3m

Section				200m				Last 600m	
Field Times				0:11.88 (0:11.88)				0:35.61	
Rank	TAB Horse/Jockey	Barrier	Top Speed [km/h]	Fastest Section	Margin				Distance Travelled [m]
11	14 RUSSIAN WARRIOR Anthony Allen	5	64.9 1400m	0:11.34 1400m	0:13.01 [6] (0:13.01)	0.08L		0:36.51	+0
12	12 AVENUE OF STARS Angela Jones	3	66.7 1400m	0:10.97 1400m	0:13.74 [9] (0:13.74)	0.83L		0:37.90	+1

Scratched: Gringotts (#11), Overriding (#8)

[] Ranking at each section and finish
 -:-:-:- No data available at this section
 NA No data available

SCN Saddle cloth number
 DNF Did not finish
 DNT Did not track



Horse/Jockey Name	Mighty Ulysses
Final Rank	1
Fastest Section Time (Section)	0:11.20 (400m)
Top Speed [km/h] (Section)	65.6 (400m)
Race State	Finished



Eagle Farm QLD Professional
Race 8: MORETON HIRE BRISBANE MILE QUALITY Handicap - 1600m

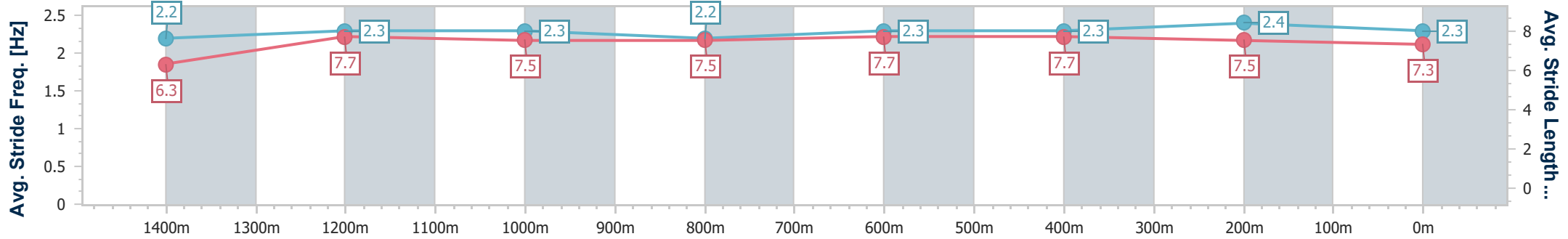
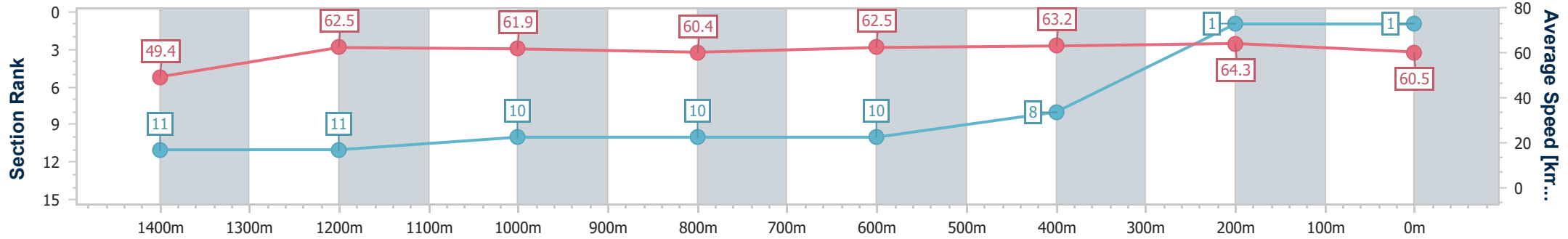
27 April 2024 - 15:48

Track Rating: Soft 5, Weather: Fine, Rail Position: +3m



BRISBANE RACING CLUB

Section	Overall	1400m	1200m	1000m	800m	600m	400m	200m
Section Times	1:35.92 [1] (0:14.61)	1:21.31 [11] (0:11.51)	1:09.80 [11] (0:11.68)	0:58.12 [10] (0:12.00)	0:46.12 [10] (0:11.59)	0:34.53 [10] (0:11.45)	0:23.08 [8] (0:11.20)	0:11.88 [1] (0:11.88)
Average Speed [km/h]	49.4	62.5	61.9	60.4	62.5	63.2	64.3	60.5
Top Speed [km/h]	62.7	63.1	63.3	62.2	62.9	64.9	65.6	63.5
Avg. Dist. to Rail [m]	9.4	1.5	1.4	1.4	1.0	1.2	3.3	1.3
Avg. Stride Freq. [Hz]	2.2	2.3	2.3	2.2	2.3	2.3	2.4	2.3
Avg. Stride Length [m]	6.3	7.7	7.5	7.5	7.7	7.7	7.5	7.3



- [] Ranking at each section and finish
- .-.- No data available at this section
- NA No data available



Horse/Jockey Name	Jimi Hendrix
Final Rank	2
Fastest Section Time (Section)	0:11.40 (1400m)
Top Speed [km/h] (Section)	64.4 (1400m)
Race State	Finished



Eagle Farm QLD Professional
Race 8: MORETON HIRE BRISBANE MILE QUALITY Handicap - 1600m

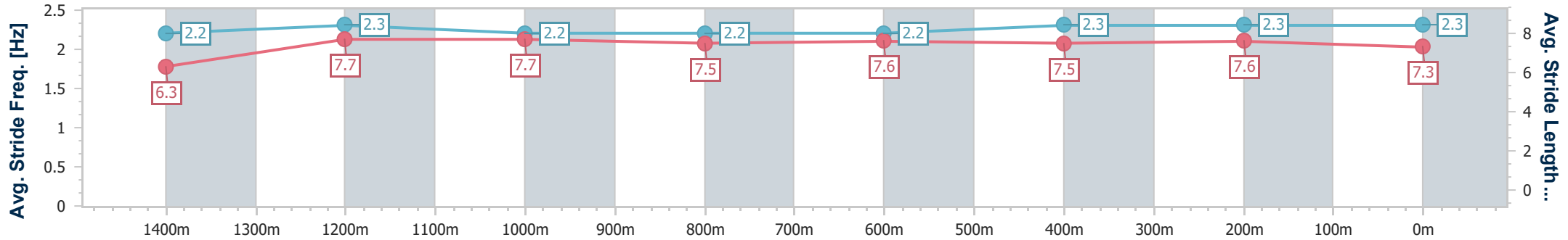
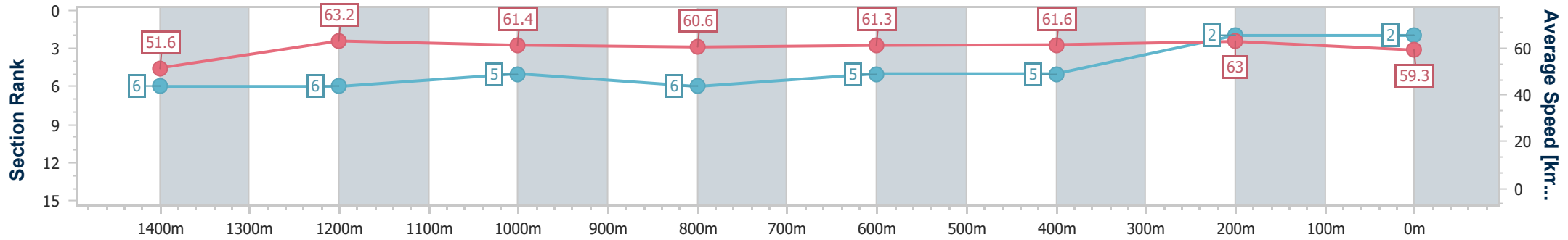
27 April 2024 - 15:48

Track Rating: Soft 5, Weather: Fine, Rail Position: +3m



BRISBANE RACING CLUB

Section	Overall	1400m	1200m	1000m	800m	600m	400m	200m
Section Times	1:36.20 [2] (0:14.01)	1:22.19 [6] (0:11.40)	1:10.79 [6] (0:11.77)	0:59.02 [5] (0:11.97)	0:47.05 [6] (0:11.80)	0:35.25 [5] (0:11.63)	0:23.62 [5] (0:11.47)	0:12.15 [2] (0:12.15)
Average Speed [km/h]	51.6	63.2	61.4	60.6	61.3	61.6	63.0	59.3
Top Speed [km/h]	63.7	64.4	62.7	61.9	62.3	63.3	63.9	61.7
Avg. Dist. to Rail [m]	5.9	2.1	2.0	1.8	0.5	0.7	2.9	2.3
Avg. Stride Freq. [Hz]	2.2	2.3	2.2	2.2	2.2	2.3	2.3	2.3
Avg. Stride Length [m]	6.3	7.7	7.7	7.5	7.6	7.5	7.6	7.3



- [] Ranking at each section and finish
- .-.- No data available at this section
- NA No data available



Horse/Jockey Name	Jimmysstar
Final Rank	3
Fastest Section Time (Section)	0:11.42 (1400m)
Top Speed [km/h] (Section)	66.5 (600m)
Race State	Finished



Eagle Farm QLD Professional
Race 8: MORETON HIRE BRISBANE MILE QUALITY Handicap - 1600m

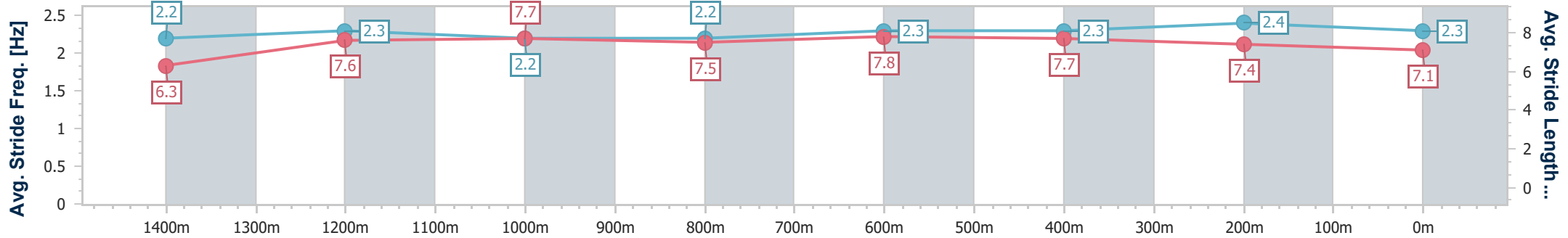
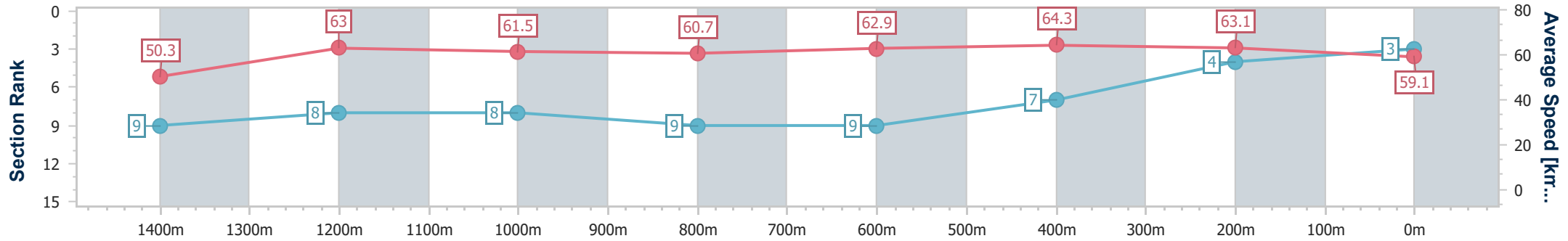
27 April 2024 - 15:48

Track Rating: Soft 5, Weather: Fine, Rail Position: +3m



BRISBANE RACING CLUB

Section	Overall	1400m	1200m	1000m	800m	600m	400m	200m
Section Times	1:36.41 [3] (0:14.34)	1:22.07 [9] (0:11.42)	1:10.65 [8] (0:11.76)	0:58.89 [8] (0:12.11)	0:46.78 [9] (0:11.68)	0:35.10 [9] (0:11.47)	0:23.63 [7] (0:11.44)	0:12.19 [4] (0:12.19)
Average Speed [km/h]	50.3	63.0	61.5	60.7	62.9	64.3	63.1	59.1
Top Speed [km/h]	63.5	64.1	63.4	61.8	63.7	66.5	64.1	62.4
Avg. Dist. to Rail [m]	5.2	2.0	2.9	4.5	4.3	5.5	10.7	8.6
Avg. Stride Freq. [Hz]	2.2	2.3	2.2	2.2	2.3	2.3	2.4	2.3
Avg. Stride Length [m]	6.3	7.6	7.7	7.5	7.8	7.7	7.4	7.1



- [] Ranking at each section and finish
- .-.- No data available at this section
- NA No data available



Horse/Jockey Name	Wapiti
Final Rank	4
Fastest Section Time (Section)	0:11.43 (1400m)
Top Speed [km/h] (Section)	63.8 (1400m)
Race State	Finished



Eagle Farm QLD Professional
Race 8: MORETON HIRE BRISBANE MILE QUALITY Handicap - 1600m

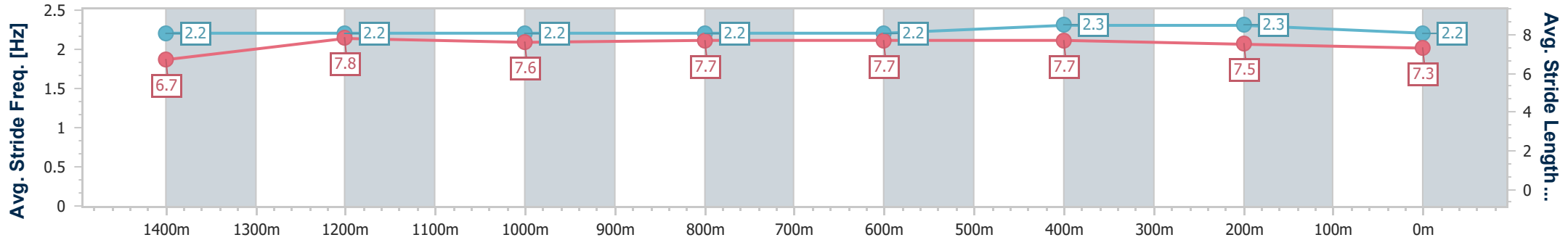
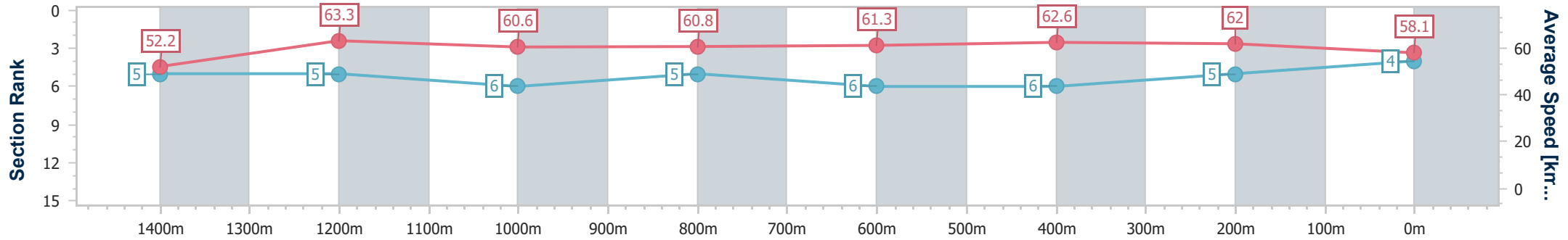


27 April 2024 - 15:48

BRISBANE RACING CLUB

Track Rating: Soft 5, Weather: Fine, Rail Position: +3m

Section	Overall	1400m	1200m	1000m	800m	600m	400m	200m
Section Times	1:36.62 [4] (0:13.87)	1:22.75 [5] (0:11.43)	1:11.32 [5] (0:11.89)	0:59.43 [6] (0:11.94)	0:47.49 [5] (0:11.85)	0:35.64 [6] (0:11.69)	0:23.95 [6] (0:11.58)	0:12.37 [5] (0:12.37)
Average Speed [km/h]	52.2	63.3	60.6	60.8	61.3	62.6	62.0	58.1
Top Speed [km/h]	63.4	63.8	62.2	61.8	62.2	63.0	63.6	61.3
Avg. Dist. to Rail [m]	10.4	3.2	2.9	2.0	1.8	2.9	6.8	6.3
Avg. Stride Freq. [Hz]	2.2	2.2	2.2	2.2	2.2	2.3	2.3	2.2
Avg. Stride Length [m]	6.7	7.8	7.6	7.7	7.7	7.7	7.5	7.3



- [] Ranking at each section and finish
- .-.- No data available at this section
- NA No data available



Horse/Jockey Name	Dune Forty Five
Final Rank	5
Fastest Section Time (Section)	0:11.44 (1400m)
Top Speed [km/h] (Section)	65.2 (1400m)
Race State	Finished



Eagle Farm QLD Professional
Race 8: MORETON HIRE BRISBANE MILE QUALITY Handicap - 1600m

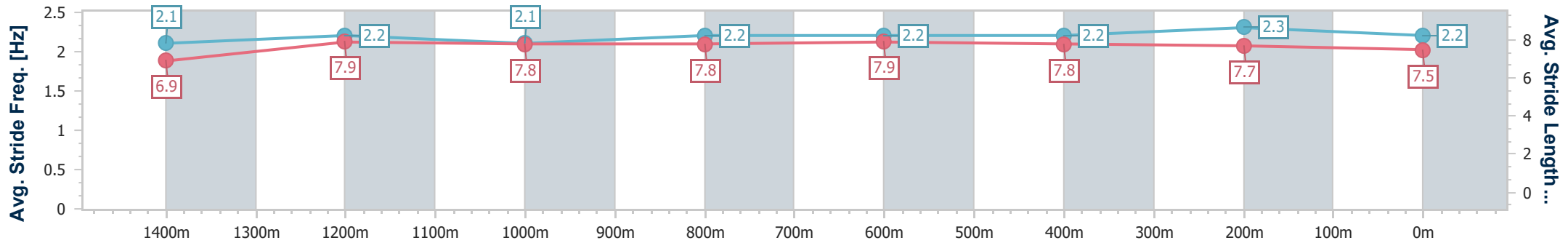
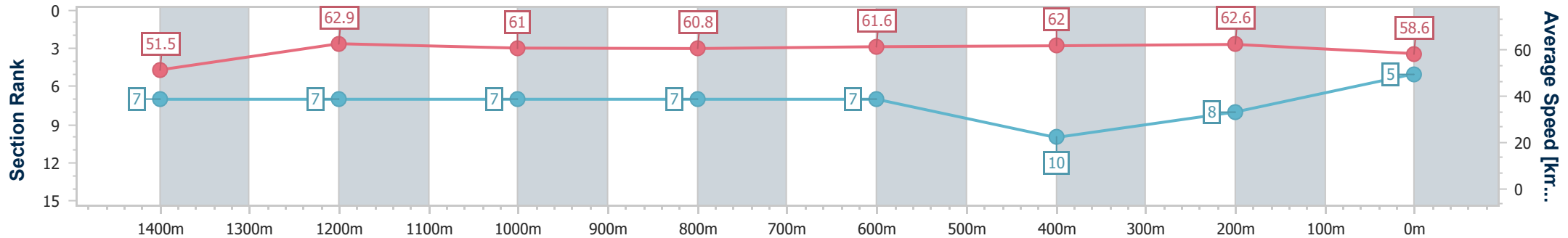
27 April 2024 - 15:48

Track Rating: Soft 5, Weather: Fine, Rail Position: +3m



BRISBANE RACING CLUB

Section	Overall	1400m	1200m	1000m	800m	600m	400m	200m
Section Times	1:36.74 [5] (0:14.08)	1:22.66 [7] (0:11.44)	1:11.22 [7] (0:11.85)	0:59.37 [7] (0:12.00)	0:47.37 [7] (0:11.80)	0:35.57 [7] (0:11.74)	0:23.83 [10] (0:11.53)	0:12.30 [8] (0:12.30)
Average Speed [km/h]	51.5	62.9	61.0	60.8	61.6	62.0	62.6	58.6
Top Speed [km/h]	65.0	65.2	62.5	62.5	62.2	62.7	64.2	60.6
Avg. Dist. to Rail [m]	8.3	2.1	2.7	2.9	1.9	2.2	9.1	10.1
Avg. Stride Freq. [Hz]	2.1	2.2	2.1	2.2	2.2	2.2	2.3	2.2
Avg. Stride Length [m]	6.9	7.9	7.8	7.8	7.9	7.8	7.7	7.5



- [] Ranking at each section and finish
- .-.- No data available at this section
- NA No data available



Horse/Jockey Name	Williamsburg
Final Rank	6
Fastest Section Time (Section)	0:11.38 (400m)
Top Speed [km/h] (Section)	65.8 (600m)
Race State	Finished



Eagle Farm QLD Professional
Race 8: MORETON HIRE BRISBANE MILE QUALITY Handicap - 1600m

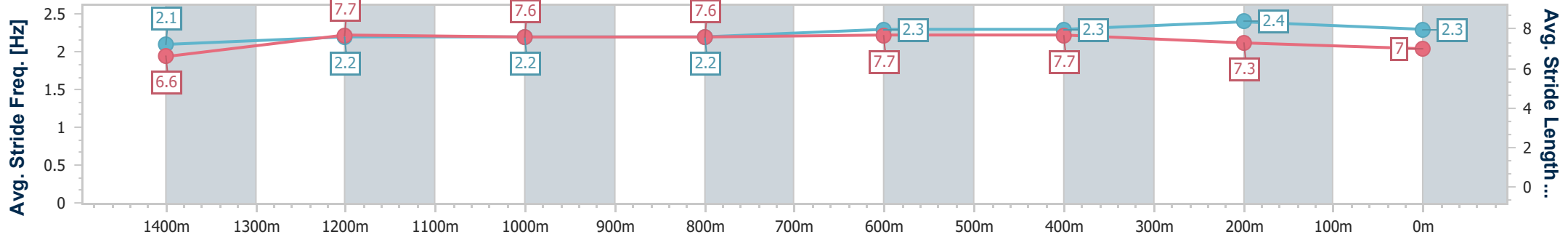
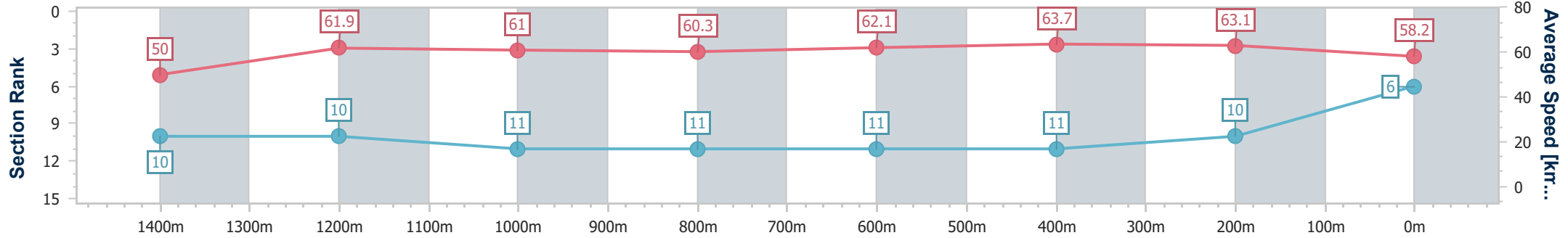
27 April 2024 - 15:48

Track Rating: Soft 5, Weather: Fine, Rail Position: +3m



BRISBANE RACING CLUB

Section	Overall	1400m	1200m	1000m	800m	600m	400m	200m
Section Times	1:36.91 [6] (0:14.46)	1:22.45 [10] (0:11.64)	1:10.81 [10] (0:11.81)	0:59.00 [11] (0:12.01)	0:46.99 [11] (0:11.67)	0:35.32 [11] (0:11.53)	0:23.79 [11] (0:11.38)	0:12.41 [10] (0:12.41)
Average Speed [km/h]	50.0	61.9	61.0	60.3	62.1	63.7	63.1	58.2
Top Speed [km/h]	61.2	62.6	62.9	62.2	63.1	65.8	65.8	61.3
Avg. Dist. to Rail [m]	6.6	1.7	1.0	1.3	1.7	3.9	11.9	11.6
Avg. Stride Freq. [Hz]	2.1	2.2	2.2	2.2	2.3	2.3	2.4	2.3
Avg. Stride Length [m]	6.6	7.7	7.6	7.6	7.7	7.7	7.3	7.0



- [] Ranking at each section and finish
- .-.- No data available at this section
- NA No data available



Horse/Jockey Name	Oscar Zulu
Final Rank	7
Fastest Section Time (Section)	0:11.01 (1400m)
Top Speed [km/h] (Section)	66.7 (1400m)
Race State	Finished



Eagle Farm QLD Professional
Race 8: MORETON HIRE BRISBANE MILE QUALITY Handicap - 1600m

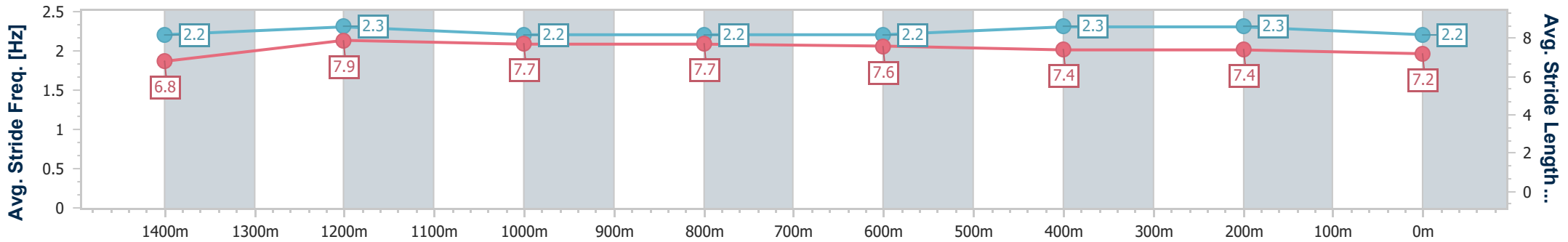
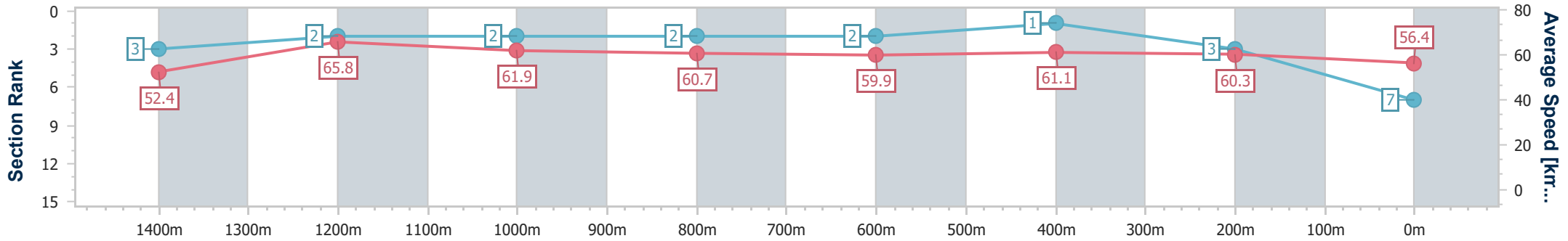
27 April 2024 - 15:48

Track Rating: Soft 5, Weather: Fine, Rail Position: +3m



BRISBANE RACING CLUB

Section	Overall	1400m	1200m	1000m	800m	600m	400m	200m
Section Times	1:36.92 [7] (0:13.77)	1:23.15 [3] (0:11.01)	1:12.14 [2] (0:11.62)	1:00.52 [2] (0:11.93)	0:48.59 [2] (0:12.04)	0:36.55 [2] (0:11.84)	0:24.71 [1] (0:11.95)	0:12.76 [3] (0:12.76)
Average Speed [km/h]	52.4	65.8	61.9	60.7	59.9	61.1	60.3	56.4
Top Speed [km/h]	65.0	66.7	64.8	61.4	60.5	61.9	62.1	58.6
Avg. Dist. to Rail [m]	9.4	3.6	2.5	1.1	0.3	0.9	5.1	4.5
Avg. Stride Freq. [Hz]	2.2	2.3	2.2	2.2	2.2	2.3	2.3	2.2
Avg. Stride Length [m]	6.8	7.9	7.7	7.7	7.6	7.4	7.4	7.2



- [] Ranking at each section and finish
- .-.- No data available at this section
- NA No data available



Horse/Jockey Name	Ostermeier
Final Rank	8
Fastest Section Time (Section)	0:11.32 (400m)
Top Speed [km/h] (Section)	64.9 (400m)
Race State	Finished



Eagle Farm QLD Professional
Race 8: MORETON HIRE BRISBANE MILE QUALITY Handicap - 1600m

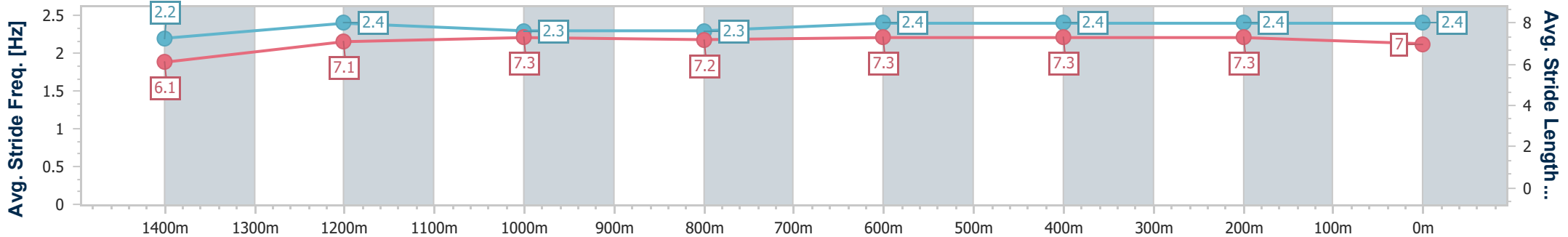
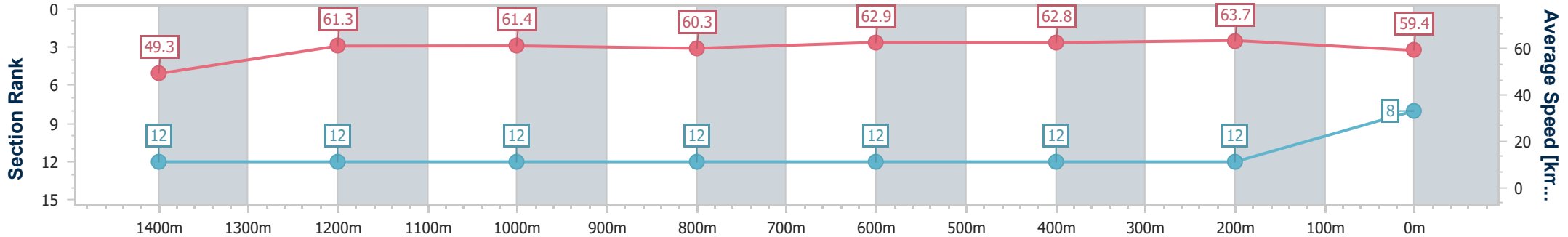
27 April 2024 - 15:48

Track Rating: Soft 5, Weather: Fine, Rail Position: +3m



BRISBANE RACING CLUB

Section	Overall	1400m	1200m	1000m	800m	600m	400m	200m
Section Times	1:36.92 [8] (0:14.73)	1:22.19 [12] (0:11.73)	1:10.46 [12] (0:11.77)	0:58.69 [12] (0:12.05)	0:46.64 [12] (0:11.55)	0:35.09 [12] (0:11.66)	0:23.43 [12] (0:11.32)	0:12.11 [12] (0:12.11)
Average Speed [km/h]	49.3	61.3	61.4	60.3	62.9	62.8	63.7	59.4
Top Speed [km/h]	60.5	62.1	62.6	62.7	64.0	64.3	64.9	61.3
Avg. Dist. to Rail [m]	11.6	3.1	2.9	1.9	1.8	3.7	10.9	11.3
Avg. Stride Freq. [Hz]	2.2	2.4	2.3	2.3	2.4	2.4	2.4	2.4
Avg. Stride Length [m]	6.1	7.1	7.3	7.2	7.3	7.3	7.3	7.0



- [] Ranking at each section and finish
- .-.- No data available at this section
- NA No data available



Horse/Jockey Name	London Banker
Final Rank	9
Fastest Section Time (Section)	0:11.57 (1400m)
Top Speed [km/h] (Section)	63.6 (600m)
Race State	Finished



Eagle Farm QLD Professional
Race 8: MORETON HIRE BRISBANE MILE QUALITY Handicap - 1600m

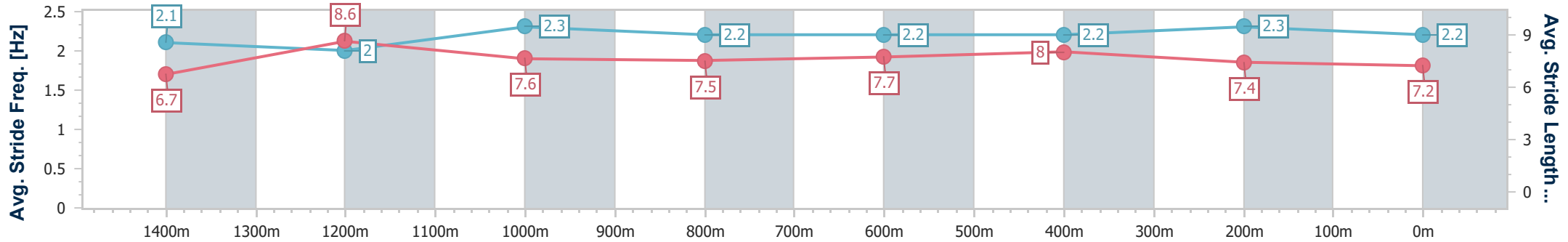
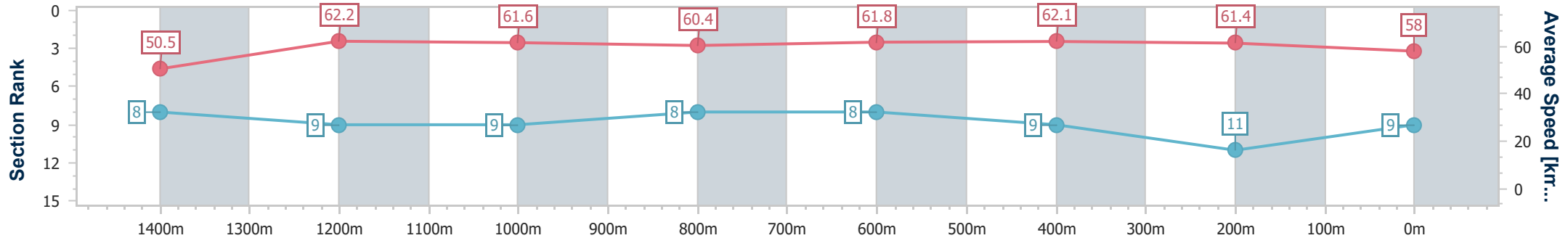
27 April 2024 - 15:48

Track Rating: Soft 5, Weather: Fine, Rail Position: +3m



BRISBANE RACING CLUB

Section	Overall	1400m	1200m	1000m	800m	600m	400m	200m
Section Times	1:37.00 [9] (0:14.30)	1:22.70 [8] (0:11.57)	1:11.13 [9] (0:11.72)	0:59.41 [9] (0:11.97)	0:47.44 [8] (0:11.68)	0:35.76 [8] (0:11.64)	0:24.12 [9] (0:11.68)	0:12.44 [11] (0:12.44)
Average Speed [km/h]	50.5	62.2	61.6	60.4	61.8	62.1	61.4	58.0
Top Speed [km/h]	62.4	63.2	62.7	62.0	63.0	63.6	62.5	60.9
Avg. Dist. to Rail [m]	3.1	1.6	1.6	1.1	0.3	0.9	3.8	3.4
Avg. Stride Freq. [Hz]	2.1	2.0	2.3	2.2	2.2	2.2	2.3	2.2
Avg. Stride Length [m]	6.7	8.6	7.6	7.5	7.7	8.0	7.4	7.2



- [] Ranking at each section and finish
- .-.- No data available at this section
- NA No data available



Horse/Jockey Name	Ocean Treaty
Final Rank	10
Fastest Section Time (Section)	0:11.11 (1400m)
Top Speed [km/h] (Section)	66.8 (1400m)
Race State	Finished



Eagle Farm QLD Professional
Race 8: MORETON HIRE BRISBANE MILE QUALITY Handicap - 1600m

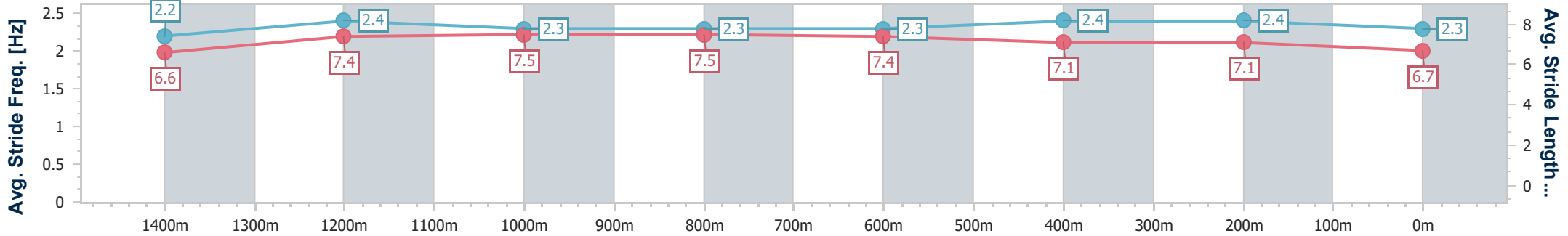
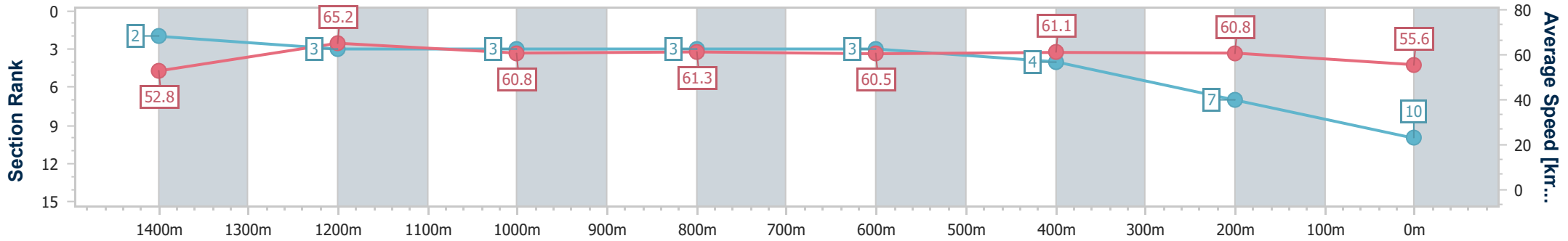


27 April 2024 - 15:48

BRISBANE RACING CLUB

Track Rating: Soft 5, Weather: Fine, Rail Position: +3m

Section	Overall	1400m	1200m	1000m	800m	600m	400m	200m
Section Times	1:37.30 [10] (0:13.68)	1:23.62 [2] (0:11.11)	1:12.51 [3] (0:11.84)	1:00.67 [3] (0:11.93)	0:48.74 [3] (0:12.02)	0:36.72 [3] (0:11.95)	0:24.77 [4] (0:11.84)	0:12.93 [7] (0:12.93)
Average Speed [km/h]	52.8	65.2	60.8	61.3	60.5	61.1	60.8	55.6
Top Speed [km/h]	64.7	66.8	62.1	62.1	61.2	62.7	61.9	59.2
Avg. Dist. to Rail [m]	6.8	3.2	3.7	3.3	2.0	3.0	6.0	4.3
Avg. Stride Freq. [Hz]	2.2	2.4	2.3	2.3	2.3	2.4	2.4	2.3
Avg. Stride Length [m]	6.6	7.4	7.5	7.5	7.4	7.1	7.1	6.7



- [] Ranking at each section and finish
- .-.- No data available at this section
- NA No data available



Horse/Jockey Name	Russian Warrior
Final Rank	11
Fastest Section Time (Section)	0:11.34 (1400m)
Top Speed [km/h] (Section)	64.9 (1400m)
Race State	Finished



Eagle Farm QLD Professional
Race 8: MORETON HIRE BRISBANE MILE QUALITY Handicap - 1600m

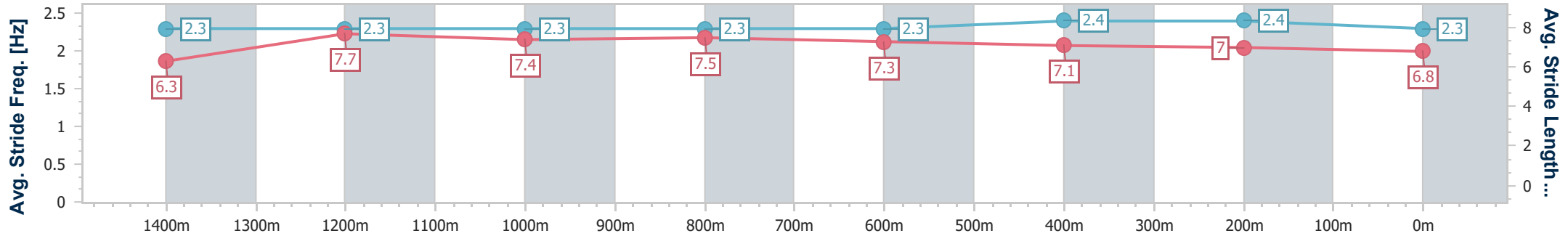
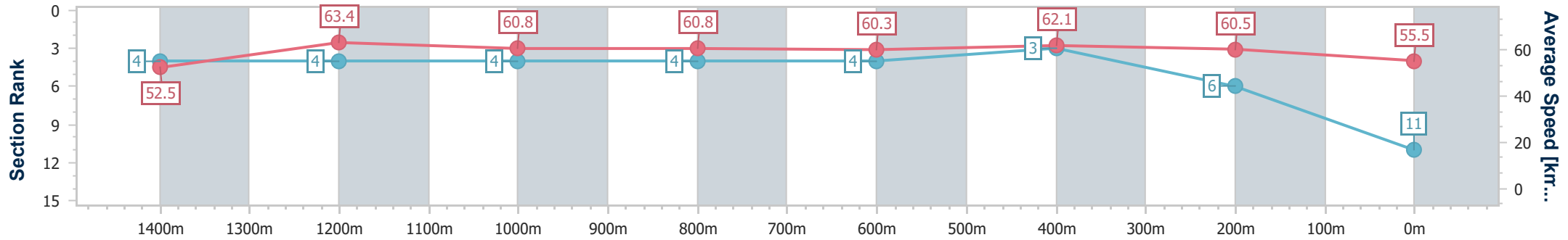
27 April 2024 - 15:48

Track Rating: Soft 5, Weather: Fine, Rail Position: +3m



BRISBANE RACING CLUB

Section	Overall	1400m	1200m	1000m	800m	600m	400m	200m
Section Times	1:37.38 [11] (0:13.77)	1:23.61 [4] (0:11.34)	1:12.27 [4] (0:11.85)	1:00.42 [4] (0:11.93)	0:48.49 [4] (0:11.98)	0:36.51 [4] (0:11.59)	0:24.92 [3] (0:11.91)	0:13.01 [6] (0:13.01)
Average Speed [km/h]	52.5	63.4	60.8	60.8	60.3	62.1	60.5	55.5
Top Speed [km/h]	64.7	64.9	62.3	61.7	61.6	63.8	62.4	59.4
Avg. Dist. to Rail [m]	4.2	0.6	1.5	1.4	0.5	0.9	6.1	6.5
Avg. Stride Freq. [Hz]	2.3	2.3	2.3	2.3	2.3	2.4	2.4	2.3
Avg. Stride Length [m]	6.3	7.7	7.4	7.5	7.3	7.1	7.0	6.8



- [] Ranking at each section and finish
- .-.- No data available at this section
- NA No data available



Horse/Jockey Name	Avenue Of Stars
Final Rank	12
Fastest Section Time (Section)	0:10.97 (1400m)
Top Speed [km/h] (Section)	66.7 (1400m)
Race State	Finished



Eagle Farm QLD Professional
Race 8: MORETON HIRE BRISBANE MILE QUALITY Handicap - 1600m

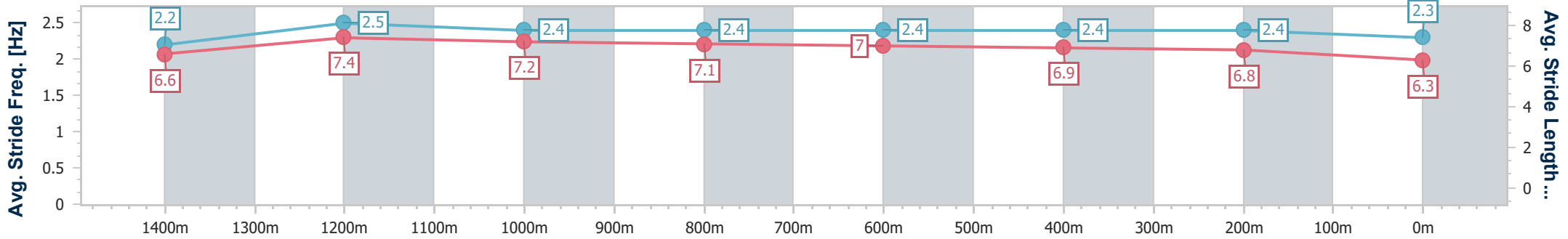
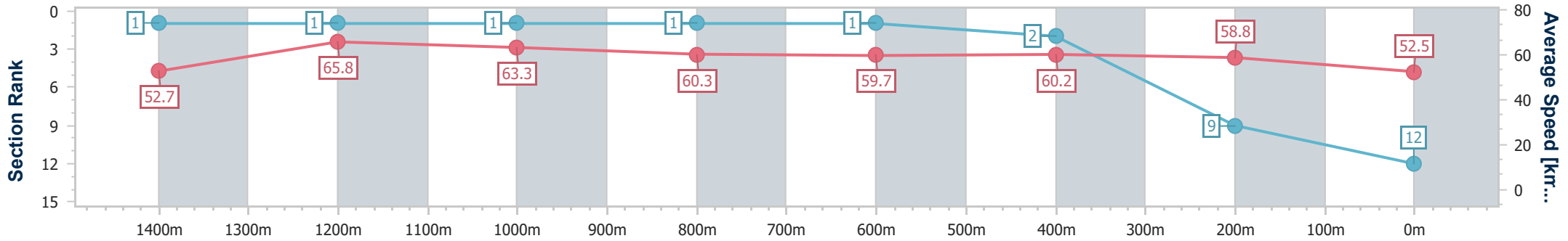


27 April 2024 - 15:48

BRISBANE RACING CLUB

Track Rating: Soft 5, Weather: Fine, Rail Position: +3m

Section	Overall	1400m	1200m	1000m	800m	600m	400m	200m
Section Times	1:38.21 [12] (0:13.66)	1:24.55 [1] (0:10.97)	1:13.58 [1] (0:11.38)	1:02.20 [1] (0:12.16)	0:50.04 [1] (0:12.14)	0:37.90 [1] (0:11.92)	0:25.98 [2] (0:12.24)	0:13.74 [9] (0:13.74)
Average Speed [km/h]	52.7	65.8	63.3	60.3	59.7	60.2	58.8	52.5
Top Speed [km/h]	66.7	66.7	66.2	61.1	60.7	61.3	60.9	56.9
Avg. Dist. to Rail [m]	3.9	1.8	2.3	3.3	1.5	0.6	0.9	0.4
Avg. Stride Freq. [Hz]	2.2	2.5	2.4	2.4	2.4	2.4	2.4	2.3
Avg. Stride Length [m]	6.6	7.4	7.2	7.1	7.0	6.9	6.8	6.3



- [] Ranking at each section and finish
- .-.- No data available at this section
- NA No data available



Eagle Farm QLD Professional

Race 9: AQUIS STALLIONS PRINCESS STAKES - 1600m

27 April 2024 - 16:24



BRISBANE
RACING CLUB

Track Rating: Soft 5, Weather: Fine, Rail Position: +3m

Section		Overall	1400m	1200m	1000m	800m	600m	400m	Last 600m				
Field Times		1:37.34 (0:13.67)	1:23.67 (0:11.04)	1:12.63 (0:11.45)	1:01.18 (0:12.28)	0:48.90 (0:12.53)	0:36.37 (0:12.34)	0:24.03 (0:11.66)	0:36.37				
Rank	TAB Horse/Jockey	Barrier	Top Speed [km/h]	Fastest Section	Distance Travelled [m]								
1	9 WAIKATO GIRL Vlad Duric	5	67.0 Overall	0:11.12 1400m	1:37.34 [1] (0:14.02)	1:23.32 [10] (0:11.12)	1:12.20 [8] (0:11.62)	1:00.58 [8] (0:12.35)	0:48.23 [7] (0:12.45)	0:35.78 [7] (0:12.15)	0:23.63 [7] (0:11.48)	0:35.78	
2	1 AMAZONIAN LASS Ryan Maloney	8	66.6 1400m	0:11.03 1400m	1:37.36 [2] (0:13.69)	1:23.67 [3] (0:11.03)	1:12.64 [2] (0:11.60)	1:01.04 [2] (0:12.22)	0:48.82 [2] (0:12.49)	0:36.33 [2] (0:12.30)	0:24.03 [2] (0:11.64)	0:36.33	+1
3	11 FIRESTORM Mark Du Plessis	13	65.8 1400m	0:11.19 1400m	1:37.41 [3] (0:14.16)	1:23.25 [11] (0:11.19)	1:12.06 [10] (0:11.61)	1:00.45 [10] (0:12.52)	0:47.93 [11] (0:12.40)	0:35.53 [10] (0:12.01)	0:23.52 [10] (0:11.55)	0:35.53	+0
4	5 PIER PRESSURE Andrew Mallyon	4	66.2 1400m	0:11.20 1400m	1:37.48 [4] (0:13.69)	1:23.79 [2] (0:11.20)	1:12.59 [4] (0:11.68)	1:00.91 [5] (0:12.21)	0:48.70 [4] (0:12.51)	0:36.19 [4] (0:12.11)	0:24.08 [3] (0:11.70)	0:36.19	+1
5	2 EXOTIQUE MISS Robbie Dolan	23	65.8 1400m	0:11.15 1400m	1:37.50 [5] (0:13.95)	1:23.55 [8] (0:11.15)	1:12.40 [7] (0:11.57)	1:00.83 [6] (0:12.34)	0:48.49 [6] (0:12.47)	0:36.02 [6] (0:12.07)	0:23.95 [4] (0:11.50)	0:36.02	+7
6	3 MISS JOELENE James Orman	15	65.0 1400m	0:11.32 400m	1:37.53 [6] (0:14.28)	1:23.25 [13] (0:11.36)	1:11.89 [13] (0:11.63)	1:00.26 [13] (0:12.48)	0:47.78 [14] (0:12.39)	0:35.39 [13] (0:11.86)	0:23.53 [12] (0:11.32)	0:35.39	+1
7	7 MARE OF MT BULLER Damien Thornton	18	66.3 1400m	0:11.33 400m	1:37.60 [7] (0:14.61)	1:22.99 [17] (0:11.43)	1:11.56 [17] (0:11.53)	1:00.03 [17] (0:12.41)	0:47.62 [15] (0:12.51)	0:35.11 [17] (0:11.65)	0:23.46 [14] (0:11.33)	0:35.11	+6
8	13 TORABELLA Angela Jones	11	67.3 1400m	0:11.04 1400m	1:37.87 [8] (0:13.67)	1:24.20 [1] (0:11.04)	1:13.16 [1] (0:11.45)	1:01.71 [1] (0:12.28)	0:49.43 [1] (0:12.53)	0:36.90 [1] (0:12.34)	0:24.56 [1] (0:11.78)	0:36.90	-4
9	15 KENYADA Jake Bayliss	14	65.4 600m	0:11.41 1400m	1:37.93 [9] (0:14.47)	1:23.46 [16] (0:11.41)	1:12.05 [16] (0:11.64)	1:00.41 [16] (0:12.52)	0:47.89 [17] (0:12.42)	0:35.47 [16] (0:11.76)	0:23.71 [17] (0:11.44)	0:35.47	+5
10	4 RED DEFCON Cejay Graham	21	65.5 Overall	0:11.33 1400m	1:37.97 [10] (0:14.41)	1:23.56 [15] (0:11.33)	1:12.23 [14] (0:11.70)	1:00.53 [15] (0:12.56)	0:47.97 [16] (0:12.40)	0:35.57 [15] (0:11.73)	0:23.84 [13] (0:11.49)	0:35.57	-1

Scratched: Grey Ice (#19), Extraordinaire (#23), Little Jeanie (#10), Jealous (#21), Cartwheels (#22)

[] Ranking at each section and finish
 -:-:- No data available at this section
 NA No data available

SCN Saddle cloth number
 DNF Did not finish
 DNT Did not track



Eagle Farm QLD Professional

Race 9: AQUIS STALLIONS PRINCESS STAKES - 1600m

27 April 2024 - 16:24



BRISBANE
RACING CLUB

Track Rating: Soft 5, Weather: Fine, Rail Position: +3m

Section		Overall	1400m	1200m	1000m	800m	600m	400m	Last 600m				
Field Times		1:37.34 (0:13.67)	1:23.67 (0:11.04)	1:12.63 (0:11.45)	1:01.18 (0:12.28)	0:48.90 (0:12.53)	0:36.37 (0:12.34)	0:24.03 (0:11.66)	0:36.37				
Rank	TAB Horse/Jockey	Barrier	Top Speed [km/h]	Fastest Section	Distance Travelled [m]								
11	12 WONDERLAND STAR Michael Rodd	3	64.9 Overall	0:11.32 1400m	1:38.25 [11] (0:14.17)	1:24.08 [12] (0:11.32)	1:12.76 [12] (0:11.64)	1:01.12 [12] (0:12.59)	0:48.53 [13] (0:12.44)	0:36.09 [14] (0:11.99)	0:24.10 [15] (0:11.69)	0:36.09	-4
12	16 AERIAL DANCER Boris Thornton	2	64.9 1400m	0:11.22 1400m	1:38.26 [12] (0:13.94)	1:24.32 [7] (0:11.22)	1:13.10 [9] (0:11.75)	1:01.35 [9] (0:12.53)	0:48.82 [9] (0:12.49)	0:36.33 [11] (0:12.00)	0:24.33 [11] (0:11.54)	0:36.33	-5
13	8 SHOWDRA Nikita Beriman	7	64.4 1400m	0:11.37 1400m	1:38.54 [13] (0:14.00)	1:24.54 [9] (0:11.37)	1:13.17 [11] (0:11.62)	1:01.55 [11] (0:12.49)	0:49.06 [10] (0:12.37)	0:36.69 [9] (0:12.02)	0:24.67 [9] (0:11.83)	0:36.69	+3
14	18 TYPHOON TIP Anthony Allen	1	65.7 1400m	0:11.25 1400m	1:38.63 [14] (0:13.71)	1:24.92 [4] (0:11.25)	1:13.67 [6] (0:11.59)	1:02.08 [4] (0:12.36)	0:49.72 [5] (0:12.57)	0:37.15 [5] (0:12.25)	0:24.90 [8] (0:11.94)	0:37.15	+0
15	14 MISS CHENERY Jim Byrne	17	64.7 1400m	0:11.45 1400m	1:38.65 [15] (0:14.38)	1:24.27 [14] (0:11.45)	1:12.82 [15] (0:11.46)	1:01.36 [14] (0:12.42)	0:48.94 [12] (0:12.43)	0:36.51 [12] (0:12.03)	0:24.48 [16] (0:11.82)	0:36.51	+6
16	17 AITUTAKI Bailey Wheeler	6	67.1 1400m	0:11.00 1400m	1:38.85 [16] (0:13.76)	1:25.09 [5] (0:11.00)	1:14.09 [3] (0:11.71)	1:02.38 [3] (0:12.29)	0:50.09 [3] (0:12.52)	0:37.57 [3] (0:12.29)	0:25.28 [5] (0:12.04)	0:37.57	-9
17	6 OCEANS OF ENERGY Kyle Wilson-Taylor	10	66.5 1400m	0:11.09 1400m	1:39.29 [17] (0:13.83)	1:25.46 [6] (0:11.09)	1:14.37 [5] (0:11.77)	1:02.60 [7] (0:12.60)	0:50.00 [8] (0:12.36)	0:37.64 [8] (0:12.01)	0:25.63 [6] (0:11.82)	0:37.64	+2
18	20 PLANNED ENCOUNTER Dale Smith	22	65.4 1400m	0:11.37 1400m	1:40.82 [18] (0:14.83)	1:25.99 [18] (0:11.37)	1:14.62 [18] (0:11.61)	1:03.01 [18] (0:12.44)	0:50.57 [18] (0:12.43)	0:38.14 [18] (0:12.33)	0:25.81 [18] (0:12.24)	0:38.14	-2

Scratched: Grey Ice (#19), Extraordinaire (#23), Little Jeanie (#10), Jealous (#21), Cartwheels (#22)

[] Ranking at each section and finish
 -:-:- No data available at this section
 NA No data available

SCN Saddle cloth number
 DNF Did not finish
 DNT Did not track



Eagle Farm QLD Professional

Race 9: AQUIS STALLIONS PRINCESS STAKES - 1600m

27 April 2024 - 16:24



BRISBANE
RACING CLUB

Track Rating: Soft 5, Weather: Fine, Rail Position: +3m

Section				200m				Last 600m	
Field Times				0:12.37 (0:12.37)				0:36.37	
Rank	TAB	Horse/Jockey	Barrier	Top Speed [km/h]	Fastest Section	Margin			Distance Travelled [m]
1	9	WAIKATO GIRL Vlad Duric	5	67.0 Overall	0:11.12 1400m	0:12.15 [5] (0:12.15)	1:37.34		0:35.78
2	1	AMAZONIAN LASS Ryan Maloney	8	66.6 1400m	0:11.03 1400m	0:12.39 [1] (0:12.39)	0.1L		0:36.33 +1
3	11	FIRESTORM Mark Du Plessis	13	65.8 1400m	0:11.19 1400m	0:11.97 [7] (0:11.97)	0.42L		0:35.53 +0
4	5	PIER PRESSURE Andrew Mallyon	4	66.2 1400m	0:11.20 1400m	0:12.38 [4] (0:12.38)	0.81L		0:36.19 +1
5	2	EXOTIQUE MISS Robbie Dolan	23	65.8 1400m	0:11.15 1400m	0:12.45 [2] (0:12.45)	0.92L		0:36.02 +7
6	3	MISS JOELENE James Orman	15	65.0 1400m	0:11.32 400m	0:12.21 [6] (0:12.21)	1.12L		0:35.39 +1
7	7	MARE OF MT BULLER Damien Thornton	18	66.3 1400m	0:11.33 400m	0:12.13 [9] (0:12.13)	1.52L		0:35.11 +6
8	13	TORABELLA Angela Jones	11	67.3 1400m	0:11.04 1400m	0:12.78 [3] (0:12.78)	3.13L		0:36.90 -4
9	15	KENYADA Jake Bayliss	14	65.4 600m	0:11.41 1400m	0:12.27 [13] (0:12.27)	3.46L		0:35.47 +5
10	4	RED DEFCON Cejay Graham	21	65.5 Overall	0:11.33 1400m	0:12.35 [12] (0:12.35)	3.69L		0:35.57 -1

Scratched: Grey Ice (#19), Extraordinaire (#23), Little Jeanie (#10), Jealous (#21), Cartwheels (#22)

Report Created: Sat 27 April 2024 16:43 GMT+10 (Note: Timing is based on position data)

Page 3/22

[] Ranking at each section and finish
 -:-:- No data available at this section
 NA No data available

SCN Saddle cloth number
 DNF Did not finish
 DNT Did not track

data processed by  **TRIPLESDATA**



Eagle Farm QLD Professional

Race 9: AQUIS STALLIONS PRINCESS STAKES - 1600m

27 April 2024 - 16:24



BRISBANE
RACING CLUB

Track Rating: Soft 5, Weather: Fine, Rail Position: +3m

Section				200m				Last 600m		
Field Times				0:12.37				0:36.37		
				(0:12.37)						
Rank	TAB	Horse/Jockey	Barrier	Top Speed [km/h]	Fastest Section	Margin			Distance Travelled [m]	
11	12	WONDERLAND STAR	3	64.9	0:11.32	0:12.41 [16]	5.34L		0:36.09	-4
		Michael Rodd		Overall	1400m	(0:12.41)				
12	16	AERIAL DANCER	2	64.9	0:11.22	0:12.79 [8]	5.41L		0:36.33	-5
		Boris Thornton		1400m	1400m	(0:12.79)				
13	8	SHOWDRA	7	64.4	0:11.37	0:12.84 [15]	7.07L		0:36.69	+3
		Nikita Beriman		1400m	1400m	(0:12.84)				
14	18	TYPHOON TIP	1	65.7	0:11.25	0:12.96 [14]	7.59L		0:37.15	+0
		Anthony Allen		1400m	1400m	(0:12.96)				
15	14	MISS CHENERY	17	64.7	0:11.45	0:12.66 [17]	7.7L		0:36.51	+6
		Jim Byrne		1400m	1400m	(0:12.66)				
16	17	AITUTAKI	6	67.1	0:11.00	0:13.24 [11]	8.88L		0:37.57	-9
		Bailey Wheeler		1400m	1400m	(0:13.24)				
17	6	OCEANS OF ENERGY	10	66.5	0:11.09	0:13.81 [10]	11.49L		0:37.64	+2
		Kyle Wilson-Taylor		1400m	1400m	(0:13.81)				
18	20	PLANNED ENCOUNTER	22	65.4	0:11.37	0:13.57 [18]	20.47L		0:38.14	-2
		Dale Smith		1400m	1400m	(0:13.57)				

Scratched: Grey Ice (#19), Extraordinaire (#23), Little Jeanie (#10), Jealous (#21), Cartwheels (#22)



Horse/Jockey Name	Waikato Girl
Final Rank	1
Fastest Section Time (Section)	0:11.12 (1400m)
Top Speed [km/h] (Section)	67.0 (Overall)
Race State	Finished

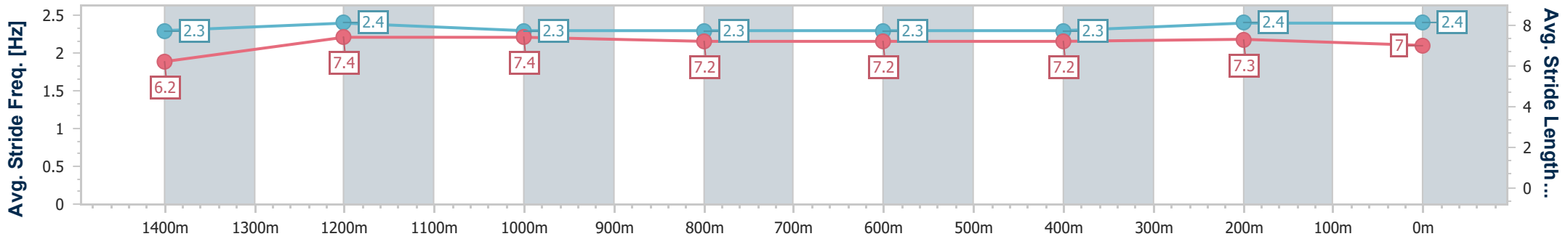
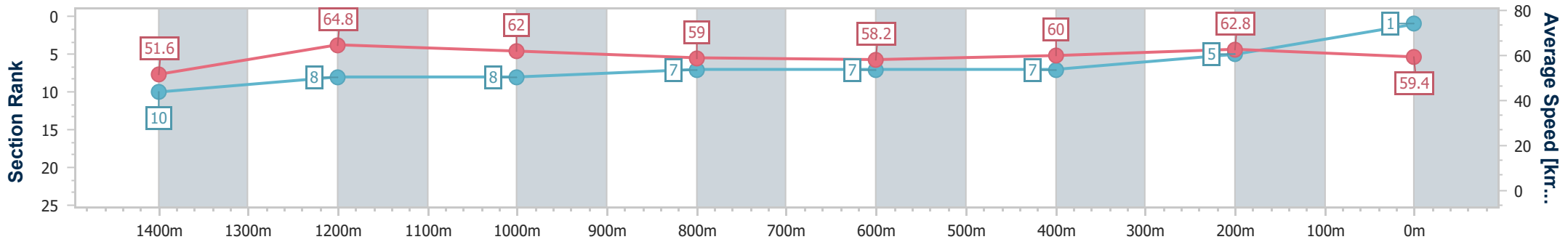


Eagle Farm QLD Professional
 Race 9: AQUIS STALLIONS PRINCESS STAKES - 1600m
 27 April 2024 - 16:24
 Track Rating: Soft 5, Weather: Fine, Rail Position: +3m



BRISBANE
RACING CLUB

Section	Overall	1400m	1200m	1000m	800m	600m	400m	200m
Section Times	1:37.34 [1] (0:14.02)	1:23.32 [10] (0:11.12)	1:12.20 [8] (0:11.62)	1:00.58 [8] (0:12.35)	0:48.23 [7] (0:12.45)	0:35.78 [7] (0:12.15)	0:23.63 [7] (0:11.48)	0:12.15 [5] (0:12.15)
Average Speed [km/h]	51.6	64.8	62.0	59.0	58.2	60.0	62.8	59.4
Top Speed [km/h]	67.0	67.0	63.9	60.6	59.1	62.7	63.4	61.3
Avg. Dist. to Rail [m]	5.2	2.2	3.5	2.2	1.4	2.2	2.4	1.3
Avg. Stride Freq. [Hz]	2.3	2.4	2.3	2.3	2.3	2.3	2.4	2.4
Avg. Stride Length [m]	6.2	7.4	7.4	7.2	7.2	7.2	7.3	7.0



- [] Ranking at each section and finish
- .-.- No data available at this section
- NA No data available



Horse/Jockey Name	Amazonian Lass
Final Rank	2
Fastest Section Time (Section)	0:11.03 (1400m)
Top Speed [km/h] (Section)	66.6 (1400m)
Race State	Finished

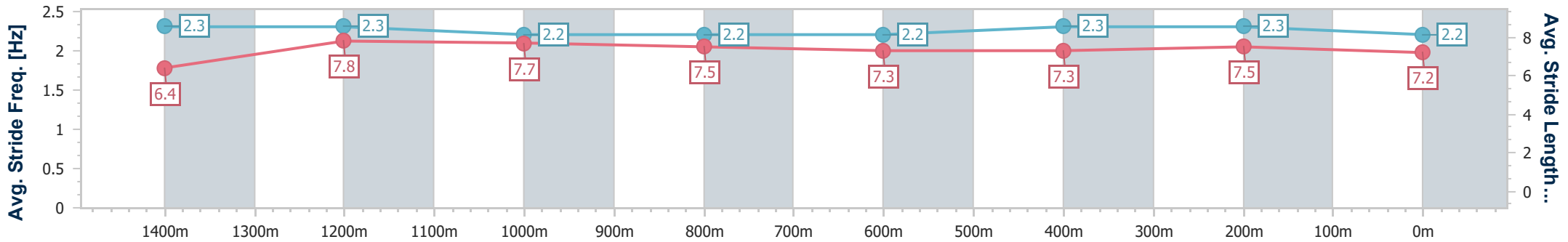
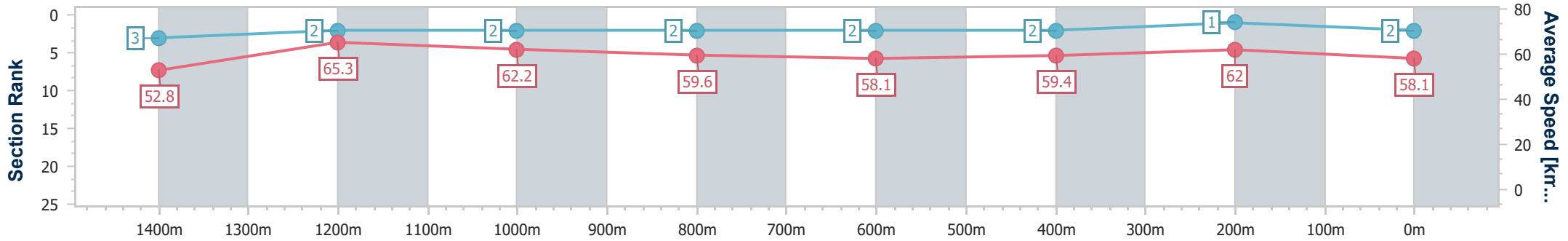


Eagle Farm QLD Professional
 Race 9: AQUIS STALLIONS PRINCESS STAKES - 1600m
 27 April 2024 - 16:24
 Track Rating: Soft 5, Weather: Fine, Rail Position: +3m



BRISBANE
RACING CLUB

Section	Overall	1400m	1200m	1000m	800m	600m	400m	200m
Section Times	1:37.36 [2] (0:13.69)	1:23.67 [3] (0:11.03)	1:12.64 [2] (0:11.60)	1:01.04 [2] (0:12.22)	0:48.82 [2] (0:12.49)	0:36.33 [2] (0:12.30)	0:24.03 [2] (0:11.64)	0:12.39 [1] (0:12.39)
Average Speed [km/h]	52.8	65.3	62.2	59.6	58.1	59.4	62.0	58.1
Top Speed [km/h]	65.9	66.6	64.2	60.3	59.5	62.0	63.1	60.4
Avg. Dist. to Rail [m]	7.7	3.7	2.1	1.8	2.8	2.9	3.8	1.4
Avg. Stride Freq. [Hz]	2.3	2.3	2.2	2.2	2.2	2.3	2.3	2.2
Avg. Stride Length [m]	6.4	7.8	7.7	7.5	7.3	7.3	7.5	7.2



- [] Ranking at each section and finish
- .-.- No data available at this section
- NA No data available



Horse/Jockey Name	Firestorm
Final Rank	3
Fastest Section Time (Section)	0:11.19 (1400m)
Top Speed [km/h] (Section)	65.8 (1400m)
Race State	Finished

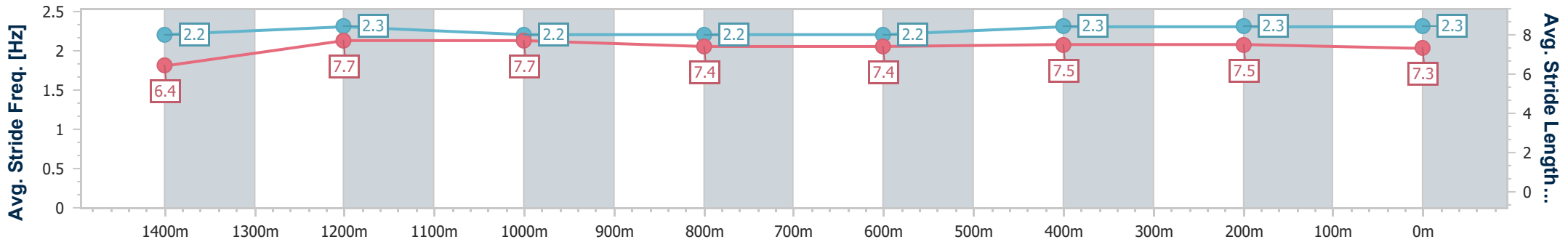
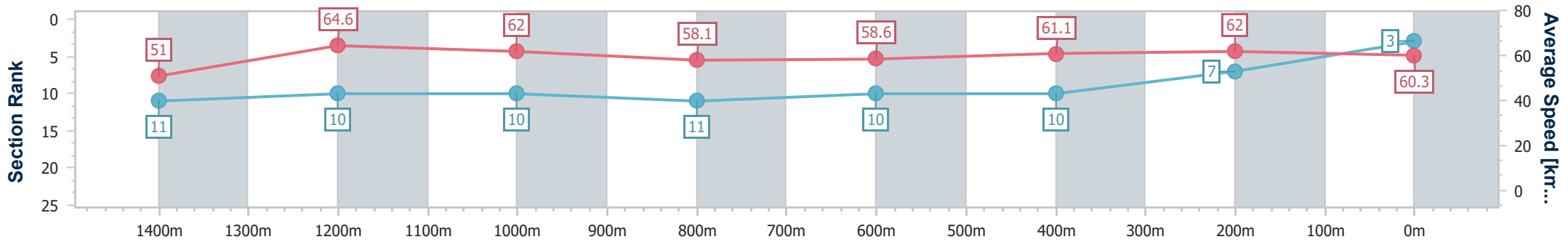


Eagle Farm QLD Professional
 Race 9: AQUIS STALLIONS PRINCESS STAKES - 1600m
 27 April 2024 - 16:24
 Track Rating: Soft 5, Weather: Fine, Rail Position: +3m



BRISBANE
RACING CLUB

Section	Overall	1400m	1200m	1000m	800m	600m	400m	200m
Section Times	1:37.41 [3] (0:14.16)	1:23.25 [11] (0:11.19)	1:12.06 [10] (0:11.61)	1:00.45 [10] (0:12.52)	0:47.93 [11] (0:12.40)	0:35.53 [10] (0:12.01)	0:23.52 [10] (0:11.55)	0:11.97 [7] (0:11.97)
Average Speed [km/h]	51.0	64.6	62.0	58.1	58.6	61.1	62.0	60.3
Top Speed [km/h]	64.9	65.8	63.7	59.3	60.1	62.2	63.6	62.1
Avg. Dist. to Rail [m]	9.6	2.4	2.9	2.1	1.8	3.0	6.0	5.8
Avg. Stride Freq. [Hz]	2.2	2.3	2.2	2.2	2.2	2.3	2.3	2.3
Avg. Stride Length [m]	6.4	7.7	7.7	7.4	7.4	7.5	7.5	7.3



- [] Ranking at each section and finish
- .-.- No data available at this section
- NA No data available



Horse/Jockey Name	Pier Pressure
Final Rank	4
Fastest Section Time (Section)	0:11.20 (1400m)
Top Speed [km/h] (Section)	66.2 (1400m)
Race State	Finished

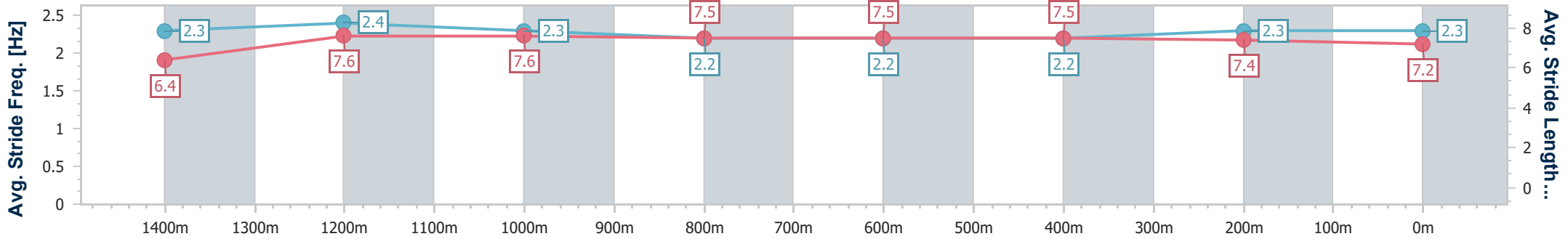
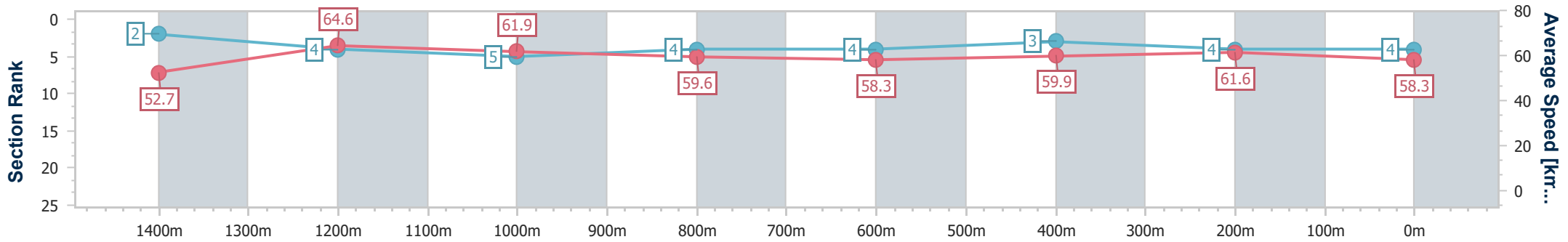


Eagle Farm QLD Professional
 Race 9: AQUIS STALLIONS PRINCESS STAKES - 1600m
 27 April 2024 - 16:24
 Track Rating: Soft 5, Weather: Fine, Rail Position: +3m



BRISBANE
 RACING CLUB

Section	Overall	1400m	1200m	1000m	800m	600m	400m	200m
Section Times	1:37.48 [4] (0:13.69)	1:23.79 [2] (0:11.20)	1:12.59 [4] (0:11.68)	1:00.91 [5] (0:12.21)	0:48.70 [4] (0:12.51)	0:36.19 [4] (0:12.11)	0:24.08 [3] (0:11.70)	0:12.38 [4] (0:12.38)
Average Speed [km/h]	52.7	64.6	61.9	59.6	58.3	59.9	61.6	58.3
Top Speed [km/h]	65.2	66.2	63.2	60.3	59.8	62.0	62.7	61.2
Avg. Dist. to Rail [m]	5.2	5.1	4.3	2.5	2.7	2.2	4.4	3.8
Avg. Stride Freq. [Hz]	2.3	2.4	2.3	2.2	2.2	2.2	2.3	2.3
Avg. Stride Length [m]	6.4	7.6	7.6	7.5	7.5	7.5	7.4	7.2



- [] Ranking at each section and finish
- .-.- No data available at this section
- NA No data available



Horse/Jockey Name	Exotique Miss
Final Rank	5
Fastest Section Time (Section)	0:11.15 (1400m)
Top Speed [km/h] (Section)	65.8 (1400m)
Race State	Finished

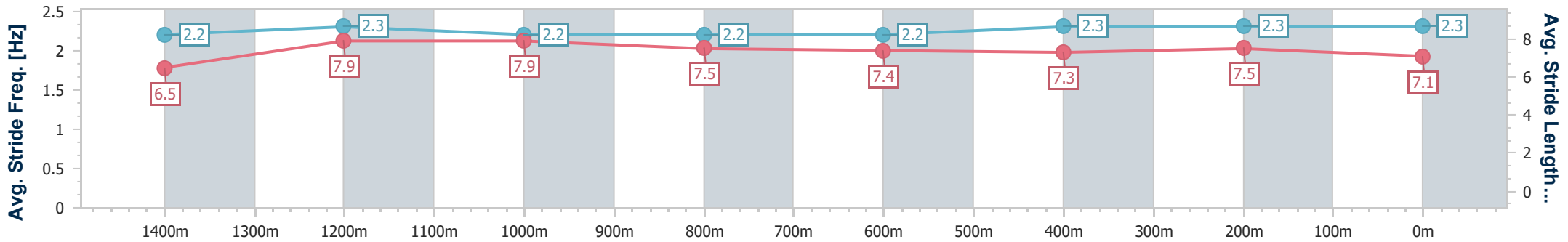
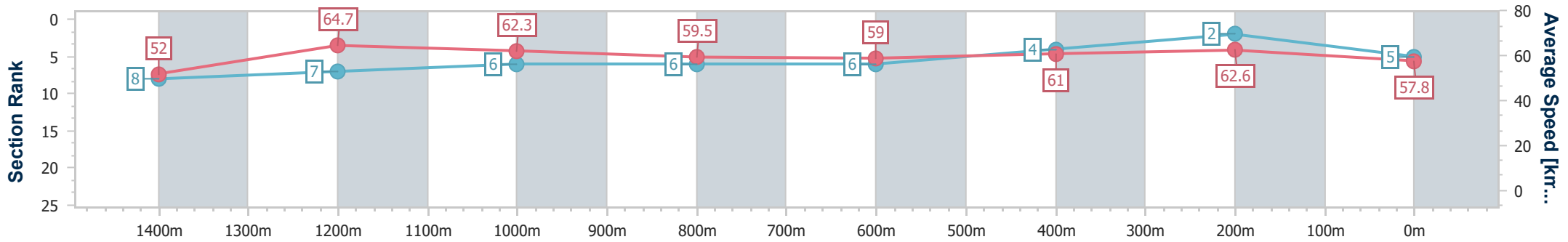


Eagle Farm QLD Professional
 Race 9: AQUIS STALLIONS PRINCESS STAKES - 1600m
 27 April 2024 - 16:24
 Track Rating: Soft 5, Weather: Fine, Rail Position: +3m



BRISBANE
 RACING CLUB

Section	Overall	1400m	1200m	1000m	800m	600m	400m	200m
Section Times	1:37.50 [5] (0:13.95)	1:23.55 [8] (0:11.15)	1:12.40 [7] (0:11.57)	1:00.83 [6] (0:12.34)	0:48.49 [6] (0:12.47)	0:36.02 [6] (0:12.07)	0:23.95 [4] (0:11.50)	0:12.45 [2] (0:12.45)
Average Speed [km/h]	52.0	64.7	62.3	59.5	59.0	61.0	62.6	57.8
Top Speed [km/h]	65.4	65.8	64.7	60.4	60.1	63.3	63.9	61.1
Avg. Dist. to Rail [m]	14.2	4.3	4.0	4.2	4.7	4.9	5.2	3.2
Avg. Stride Freq. [Hz]	2.2	2.3	2.2	2.2	2.2	2.3	2.3	2.3
Avg. Stride Length [m]	6.5	7.9	7.9	7.5	7.4	7.3	7.5	7.1



- [] Ranking at each section and finish
- .-.- No data available at this section
- NA No data available



Horse/Jockey Name	Miss Joelene
Final Rank	6
Fastest Section Time (Section)	0:11.32 (400m)
Top Speed [km/h] (Section)	65.0 (1400m)
Race State	Finished

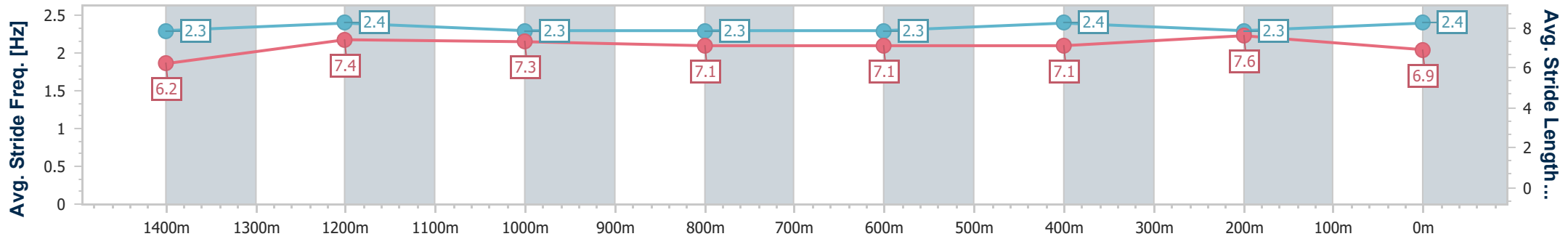
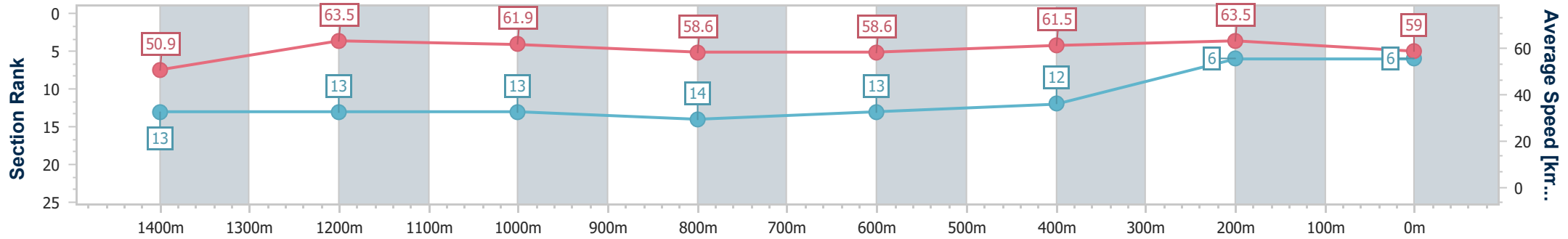


Eagle Farm QLD Professional
 Race 9: AQUIS STALLIONS PRINCESS STAKES - 1600m
 27 April 2024 - 16:24
 Track Rating: Soft 5, Weather: Fine, Rail Position: +3m



BRISBANE
RACING CLUB

Section	Overall	1400m	1200m	1000m	800m	600m	400m	200m
Section Times	1:37.53 [6] (0:14.28)	1:23.25 [13] (0:11.36)	1:11.89 [13] (0:11.63)	1:00.26 [13] (0:12.48)	0:47.78 [14] (0:12.39)	0:35.39 [13] (0:11.86)	0:23.53 [12] (0:11.32)	0:12.21 [6] (0:12.21)
Average Speed [km/h]	50.9	63.5	61.9	58.6	58.6	61.5	63.5	59.0
Top Speed [km/h]	64.6	65.0	63.5	61.2	59.9	63.5	64.9	61.1
Avg. Dist. to Rail [m]	11.9	3.7	3.4	2.7	1.6	3.0	7.1	6.6
Avg. Stride Freq. [Hz]	2.3	2.4	2.3	2.3	2.3	2.4	2.3	2.4
Avg. Stride Length [m]	6.2	7.4	7.3	7.1	7.1	7.1	7.6	6.9



- [] Ranking at each section and finish
- .-.- No data available at this section
- NA No data available



Horse/Jockey Name	Mare Of Mt Buller
Final Rank	7
Fastest Section Time (Section)	0:11.33 (400m)
Top Speed [km/h] (Section)	66.3 (1400m)
Race State	Finished

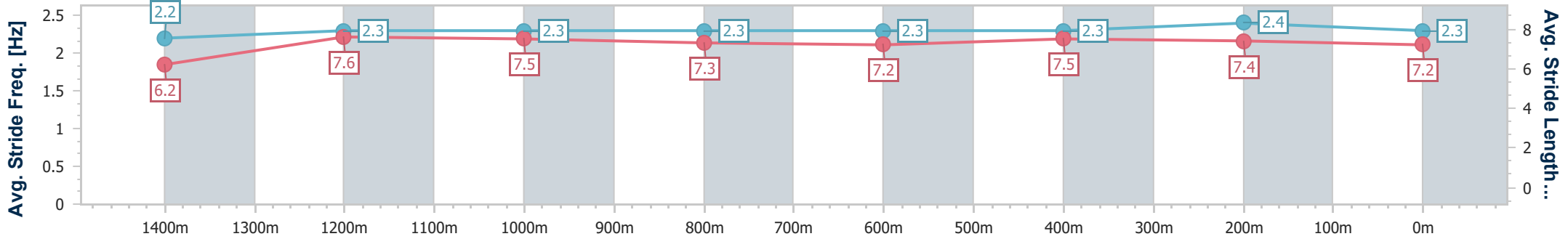
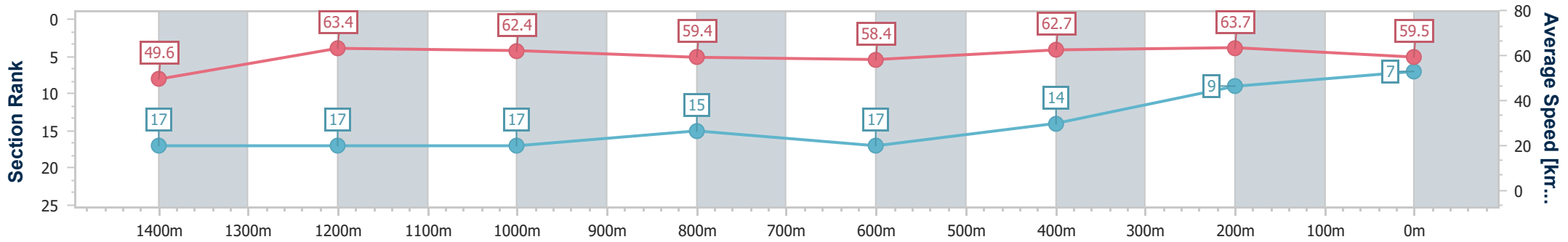


Eagle Farm QLD Professional
 Race 9: AQUIS STALLIONS PRINCESS STAKES - 1600m
 27 April 2024 - 16:24
 Track Rating: Soft 5, Weather: Fine, Rail Position: +3m



BRISBANE
RACING CLUB

Section	Overall	1400m	1200m	1000m	800m	600m	400m	200m
Section Times	1:37.60 [7] (0:14.61)	1:22.99 [17] (0:11.43)	1:11.56 [17] (0:11.53)	1:00.03 [17] (0:12.41)	0:47.62 [15] (0:12.51)	0:35.11 [17] (0:11.65)	0:23.46 [14] (0:11.33)	0:12.13 [9] (0:12.13)
Average Speed [km/h]	49.6	63.4	62.4	59.4	58.4	62.7	63.7	59.5
Top Speed [km/h]	64.4	66.3	63.1	61.9	59.8	64.9	65.3	62.1
Avg. Dist. to Rail [m]	14.2	4.2	4.3	3.9	3.2	3.9	9.6	9.1
Avg. Stride Freq. [Hz]	2.2	2.3	2.3	2.3	2.3	2.3	2.4	2.3
Avg. Stride Length [m]	6.2	7.6	7.5	7.3	7.2	7.5	7.4	7.2



- [] Ranking at each section and finish
- .-.- No data available at this section
- NA No data available



Horse/Jockey Name	Torabella
Final Rank	8
Fastest Section Time (Section)	0:11.04 (1400m)
Top Speed [km/h] (Section)	67.3 (1400m)
Race State	Finished

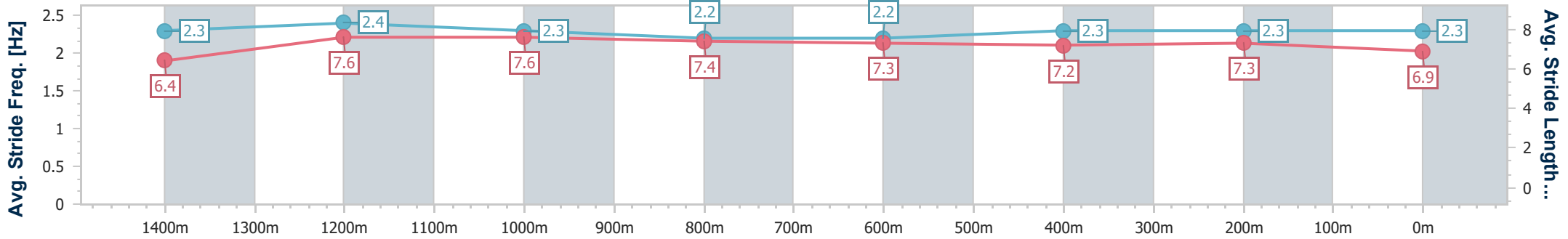
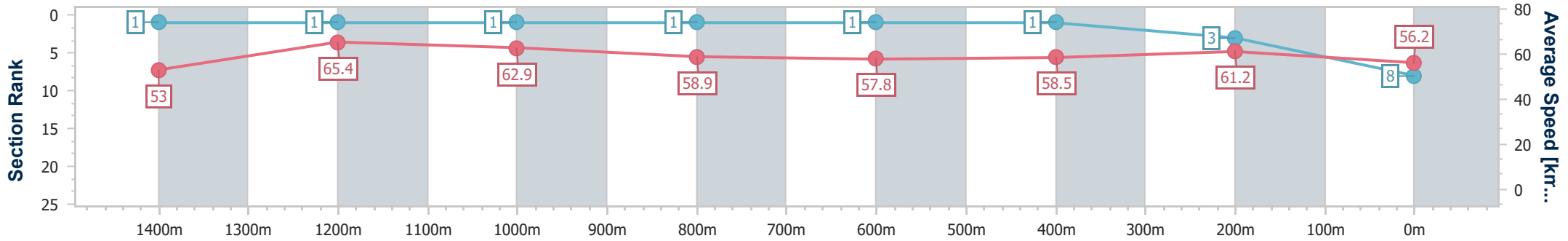


Eagle Farm QLD Professional
 Race 9: AQUIS STALLIONS PRINCESS STAKES - 1600m
 27 April 2024 - 16:24
 Track Rating: Soft 5, Weather: Fine, Rail Position: +3m



BRISBANE
 RACING CLUB

Section	Overall	1400m	1200m	1000m	800m	600m	400m	200m
Section Times	1:37.87 [8] (0:13.67)	1:24.20 [1] (0:11.04)	1:13.16 [1] (0:11.45)	1:01.71 [1] (0:12.28)	0:49.43 [1] (0:12.53)	0:36.90 [1] (0:12.34)	0:24.56 [1] (0:11.78)	0:12.78 [3] (0:12.78)
Average Speed [km/h]	53.0	65.4	62.9	58.9	57.8	58.5	61.2	56.2
Top Speed [km/h]	66.5	67.3	64.8	59.4	58.9	61.7	62.2	59.9
Avg. Dist. to Rail [m]	10.1	5.5	4.3	1.0	0.8	0.9	2.7	3.4
Avg. Stride Freq. [Hz]	2.3	2.4	2.3	2.2	2.2	2.3	2.3	2.3
Avg. Stride Length [m]	6.4	7.6	7.6	7.4	7.3	7.2	7.3	6.9



- [] Ranking at each section and finish
- .-.- No data available at this section
- NA No data available



Horse/Jockey Name	Kenyada
Final Rank	9
Fastest Section Time (Section)	0:11.41 (1400m)
Top Speed [km/h] (Section)	65.4 (600m)
Race State	Finished

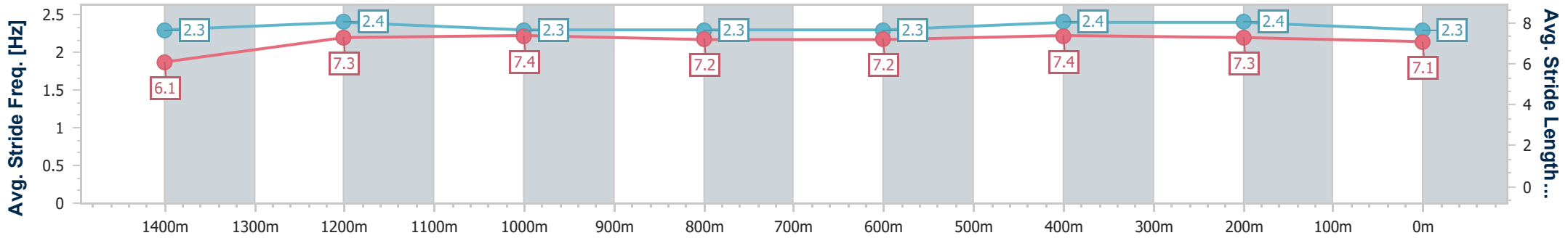
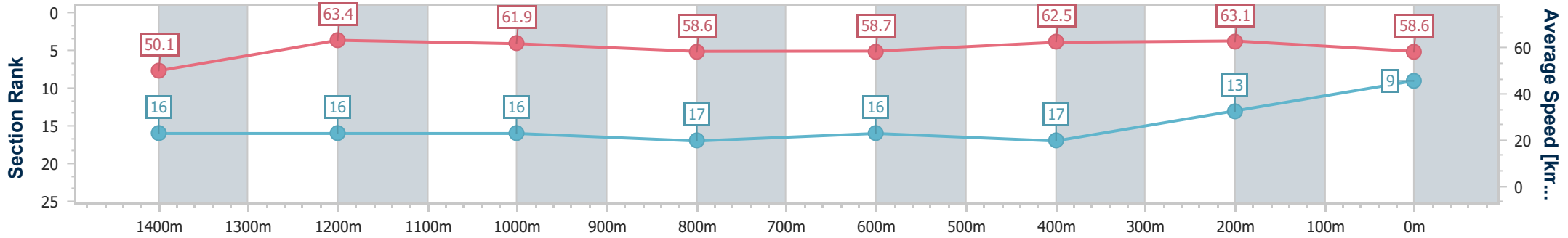


Eagle Farm QLD Professional
 Race 9: AQUIS STALLIONS PRINCESS STAKES - 1600m
 27 April 2024 - 16:24
 Track Rating: Soft 5, Weather: Fine, Rail Position: +3m



BRISBANE
RACING CLUB

Section	Overall	1400m	1200m	1000m	800m	600m	400m	200m
Section Times	1:37.93 [9] (0:14.47)	1:23.46 [16] (0:11.41)	1:12.05 [16] (0:11.64)	1:00.41 [16] (0:12.52)	0:47.89 [17] (0:12.42)	0:35.47 [16] (0:11.76)	0:23.71 [17] (0:11.44)	0:12.27 [13] (0:12.27)
Average Speed [km/h]	50.1	63.4	61.9	58.6	58.7	62.5	63.1	58.6
Top Speed [km/h]	64.2	65.1	63.0	61.0	60.1	65.4	65.3	60.6
Avg. Dist. to Rail [m]	11.3	3.8	4.2	3.8	2.9	4.1	9.7	8.7
Avg. Stride Freq. [Hz]	2.3	2.4	2.3	2.3	2.3	2.4	2.4	2.3
Avg. Stride Length [m]	6.1	7.3	7.4	7.2	7.2	7.4	7.3	7.1



- [] Ranking at each section and finish
- .-.- No data available at this section
- NA No data available



Horse/Jockey Name	Red Defcon
Final Rank	10
Fastest Section Time (Section)	0:11.33 (1400m)
Top Speed [km/h] (Section)	65.5 (Overall)
Race State	Finished

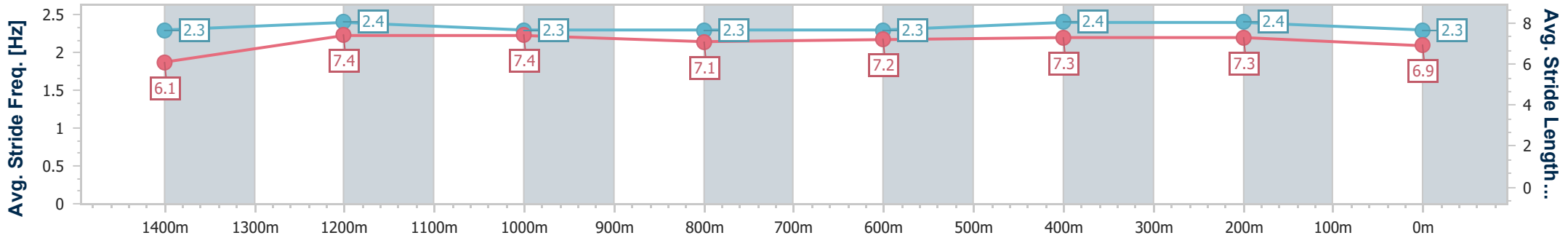
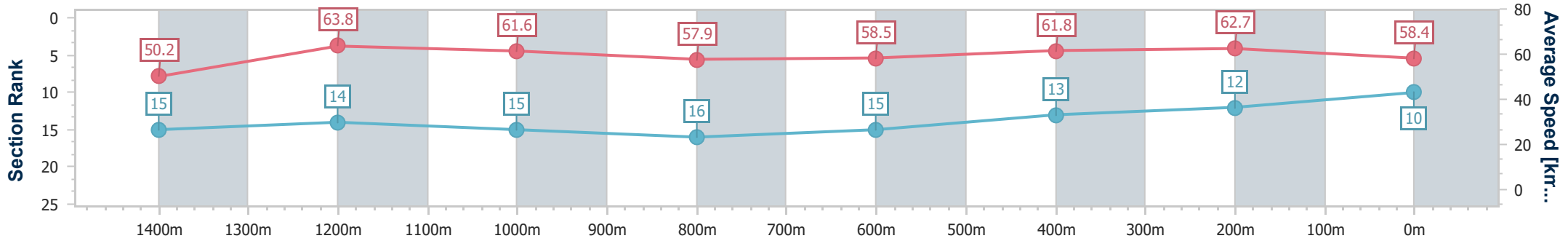


Eagle Farm QLD Professional
 Race 9: AQUIS STALLIONS PRINCESS STAKES - 1600m
 27 April 2024 - 16:24
 Track Rating: Soft 5, Weather: Fine, Rail Position: +3m



BRISBANE
RACING CLUB

Section	Overall	1400m	1200m	1000m	800m	600m	400m	200m
Section Times	1:37.97 [10] (0:14.41)	1:23.56 [15] (0:11.33)	1:12.23 [14] (0:11.70)	1:00.53 [15] (0:12.56)	0:47.97 [16] (0:12.40)	0:35.57 [15] (0:11.73)	0:23.84 [13] (0:11.49)	0:12.35 [12] (0:12.35)
Average Speed [km/h]	50.2	63.8	61.6	57.9	58.5	61.8	62.7	58.4
Top Speed [km/h]	65.5	65.1	63.6	59.9	60.1	64.1	64.8	61.1
Avg. Dist. to Rail [m]	10.8	2.0	2.3	2.1	1.3	2.1	7.2	7.1
Avg. Stride Freq. [Hz]	2.3	2.4	2.3	2.3	2.3	2.4	2.4	2.3
Avg. Stride Length [m]	6.1	7.4	7.4	7.1	7.2	7.3	7.3	6.9



- [] Ranking at each section and finish
- .-.- No data available at this section
- NA No data available



Horse/Jockey Name	Wonderland Star
Final Rank	11
Fastest Section Time (Section)	0:11.32 (1400m)
Top Speed [km/h] (Section)	64.9 (Overall)
Race State	Finished

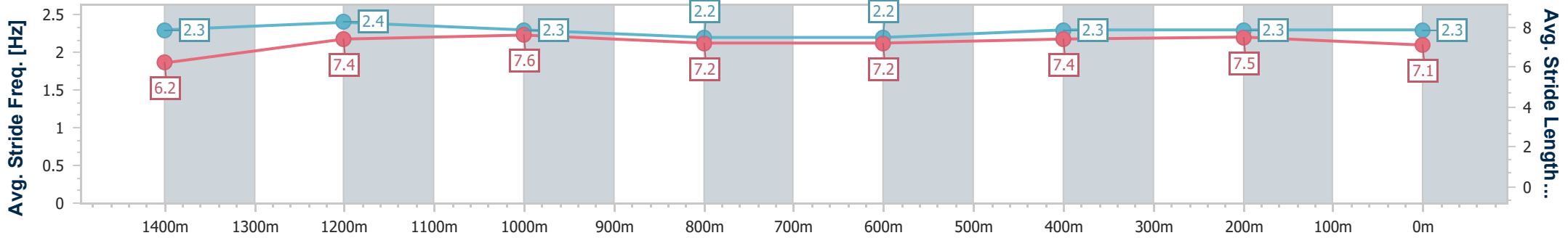
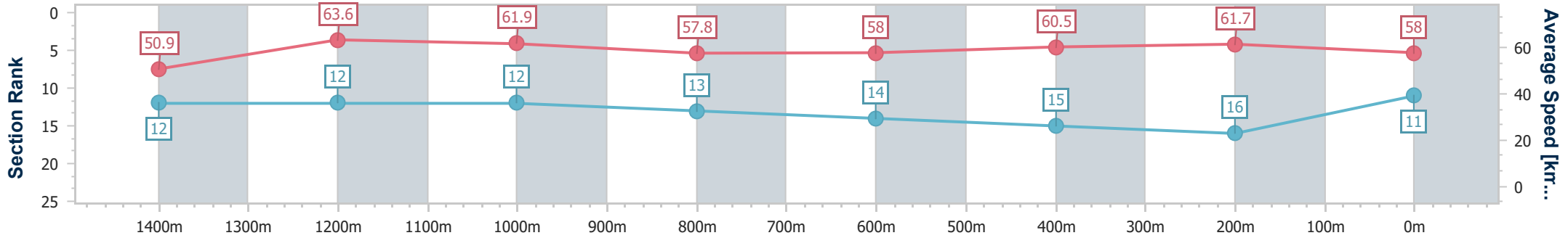


Eagle Farm QLD Professional
 Race 9: AQUIS STALLIONS PRINCESS STAKES - 1600m
 27 April 2024 - 16:24
 Track Rating: Soft 5, Weather: Fine, Rail Position: +3m



BRISBANE
RACING CLUB

Section	Overall	1400m	1200m	1000m	800m	600m	400m	200m
Section Times	1:38.25 [11] (0:14.17)	1:24.08 [12] (0:11.32)	1:12.76 [12] (0:11.64)	1:01.12 [12] (0:12.59)	0:48.53 [13] (0:12.44)	0:36.09 [14] (0:11.99)	0:24.10 [15] (0:11.69)	0:12.41 [16] (0:12.41)
Average Speed [km/h]	50.9	63.6	61.9	57.8	58.0	60.5	61.7	58.0
Top Speed [km/h]	64.9	64.6	63.2	59.9	59.9	62.3	62.5	59.6
Avg. Dist. to Rail [m]	4.7	1.5	2.1	1.5	1.1	1.6	2.7	2.6
Avg. Stride Freq. [Hz]	2.3	2.4	2.3	2.2	2.2	2.3	2.3	2.3
Avg. Stride Length [m]	6.2	7.4	7.6	7.2	7.2	7.4	7.5	7.1



- [] Ranking at each section and finish
- .-.- No data available at this section
- NA No data available



Horse/Jockey Name	Aerial Dancer
Final Rank	12
Fastest Section Time (Section)	0:11.22 (1400m)
Top Speed [km/h] (Section)	64.9 (1400m)
Race State	Finished

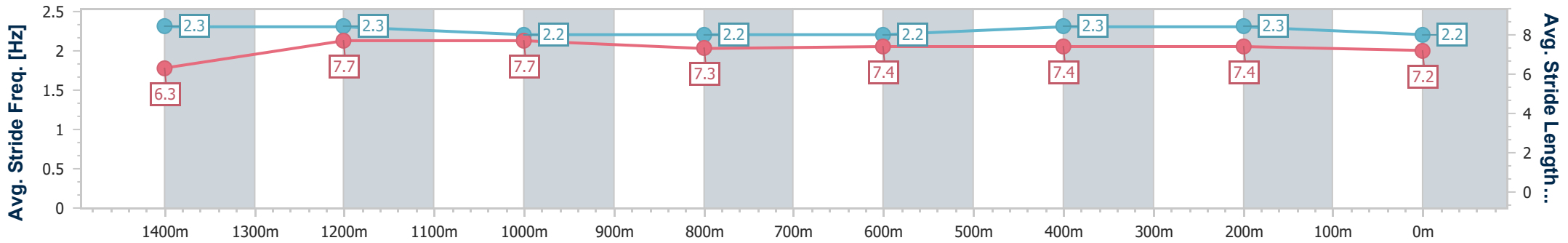
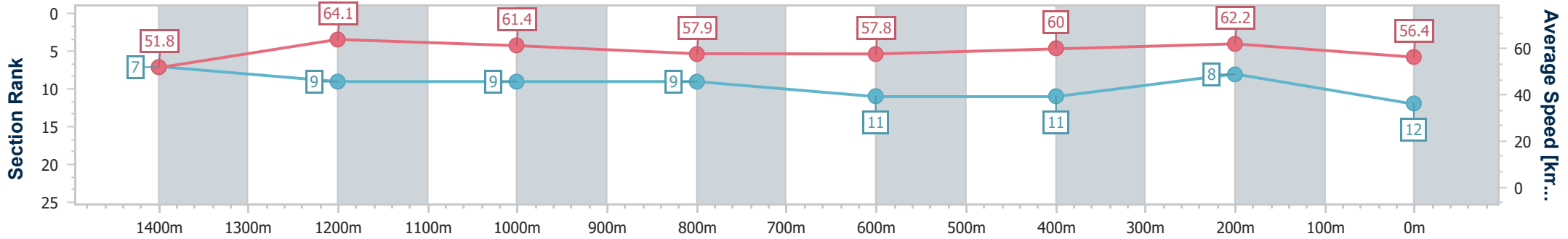


Eagle Farm QLD Professional
 Race 9: AQUIS STALLIONS PRINCESS STAKES - 1600m
 27 April 2024 - 16:24
 Track Rating: Soft 5, Weather: Fine, Rail Position: +3m



BRISBANE
RACING CLUB

Section	Overall	1400m	1200m	1000m	800m	600m	400m	200m
Section Times	1:38.26 [12] (0:13.94)	1:24.32 [7] (0:11.22)	1:13.10 [9] (0:11.75)	1:01.35 [9] (0:12.53)	0:48.82 [9] (0:12.49)	0:36.33 [11] (0:12.00)	0:24.33 [11] (0:11.54)	0:12.79 [8] (0:12.79)
Average Speed [km/h]	51.8	64.1	61.4	57.9	57.8	60.0	62.2	56.4
Top Speed [km/h]	64.6	64.9	63.0	59.9	59.3	61.9	63.6	61.1
Avg. Dist. to Rail [m]	3.9	1.8	2.0	1.2	0.4	0.5	3.6	4.1
Avg. Stride Freq. [Hz]	2.3	2.3	2.2	2.2	2.2	2.3	2.3	2.2
Avg. Stride Length [m]	6.3	7.7	7.7	7.3	7.4	7.4	7.4	7.2



- [] Ranking at each section and finish
- .-.- No data available at this section
- NA No data available



Horse/Jockey Name	Showdra
Final Rank	13
Fastest Section Time (Section)	0:11.37 (1400m)
Top Speed [km/h] (Section)	64.4 (1400m)
Race State	Finished

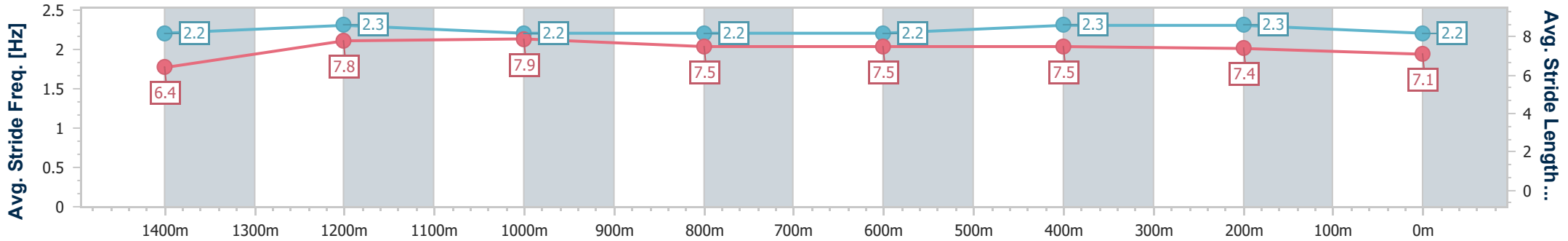
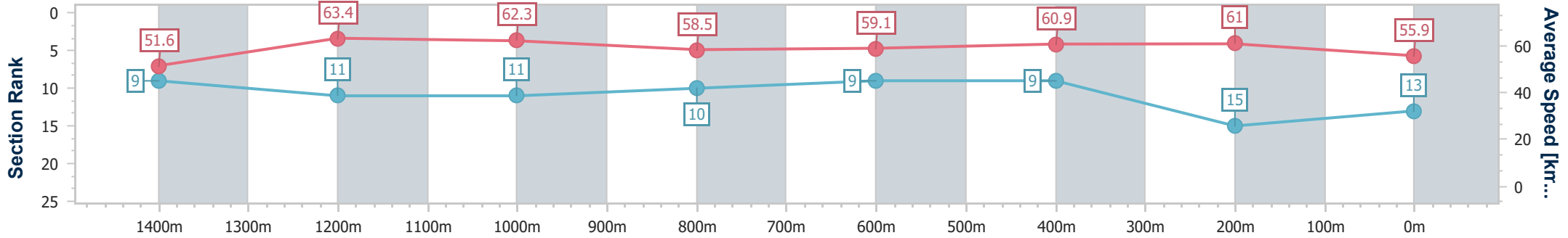


Eagle Farm QLD Professional
 Race 9: AQUIS STALLIONS PRINCESS STAKES - 1600m
 27 April 2024 - 16:24
 Track Rating: Soft 5, Weather: Fine, Rail Position: +3m



BRISBANE
RACING CLUB

Section	Overall	1400m	1200m	1000m	800m	600m	400m	200m
Section Times	1:38.54 [13] (0:14.00)	1:24.54 [9] (0:11.37)	1:13.17 [11] (0:11.62)	1:01.55 [11] (0:12.49)	0:49.06 [10] (0:12.37)	0:36.69 [9] (0:12.02)	0:24.67 [9] (0:11.83)	0:12.84 [15] (0:12.84)
Average Speed [km/h]	51.6	63.4	62.3	58.5	59.1	60.9	61.0	55.9
Top Speed [km/h]	64.2	64.4	63.6	60.2	59.9	62.1	62.5	59.1
Avg. Dist. to Rail [m]	7.9	3.8	4.0	3.5	2.5	3.7	7.3	7.8
Avg. Stride Freq. [Hz]	2.2	2.3	2.2	2.2	2.2	2.3	2.3	2.2
Avg. Stride Length [m]	6.4	7.8	7.9	7.5	7.5	7.5	7.4	7.1



- [] Ranking at each section and finish
- .-.- No data available at this section
- NA No data available



Horse/Jockey Name	Typhoon Tip
Final Rank	14
Fastest Section Time (Section)	0:11.25 (1400m)
Top Speed [km/h] (Section)	65.7 (1400m)
Race State	Finished

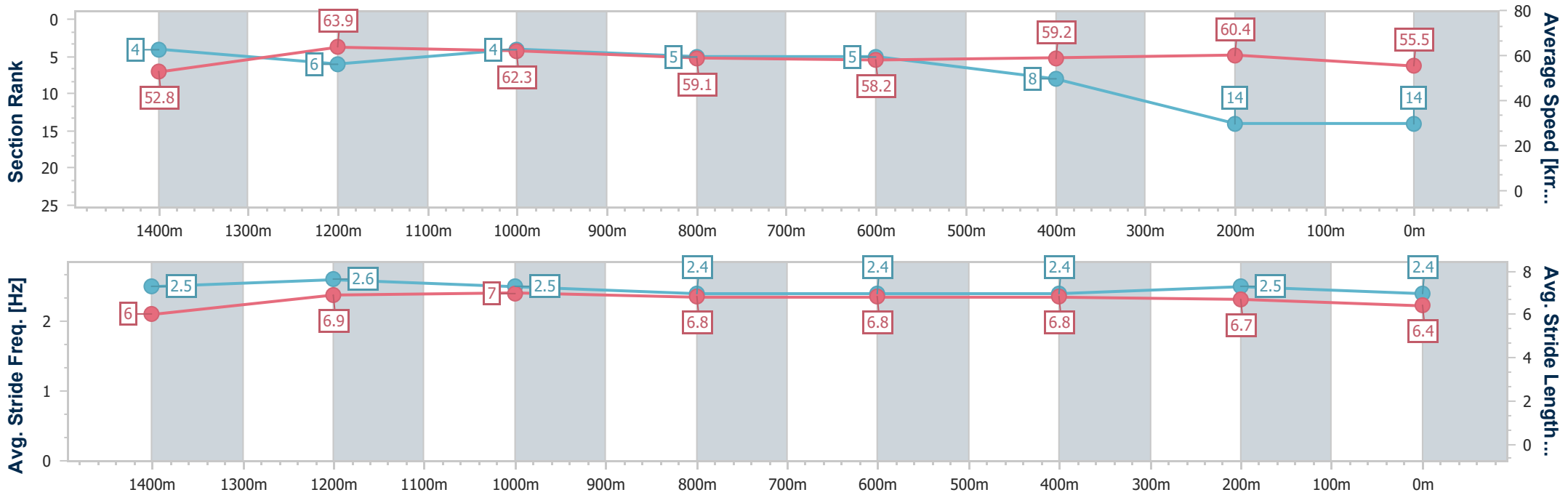


Eagle Farm QLD Professional
 Race 9: AQUIS STALLIONS PRINCESS STAKES - 1600m
 27 April 2024 - 16:24
 Track Rating: Soft 5, Weather: Fine, Rail Position: +3m



BRISBANE
 RACING CLUB

Section	Overall	1400m	1200m	1000m	800m	600m	400m	200m
Section Times	1:38.63 [14] (0:13.71)	1:24.92 [4] (0:11.25)	1:13.67 [6] (0:11.59)	1:02.08 [4] (0:12.36)	0:49.72 [5] (0:12.57)	0:37.15 [5] (0:12.25)	0:24.90 [8] (0:11.94)	0:12.96 [14] (0:12.96)
Average Speed [km/h]	52.8	63.9	62.3	59.1	58.2	59.2	60.4	55.5
Top Speed [km/h]	65.2	65.7	63.5	59.8	59.3	60.6	61.5	58.9
Avg. Dist. to Rail [m]	2.7	2.2	2.7	2.9	2.8	1.3	1.5	2.8
Avg. Stride Freq. [Hz]	2.5	2.6	2.5	2.4	2.4	2.4	2.5	2.4
Avg. Stride Length [m]	6.0	6.9	7.0	6.8	6.8	6.8	6.7	6.4



- [] Ranking at each section and finish
- .-.- No data available at this section
- NA No data available



Horse/Jockey Name	Miss Chenery
Final Rank	15
Fastest Section Time (Section)	0:11.45 (1400m)
Top Speed [km/h] (Section)	64.7 (1400m)
Race State	Finished

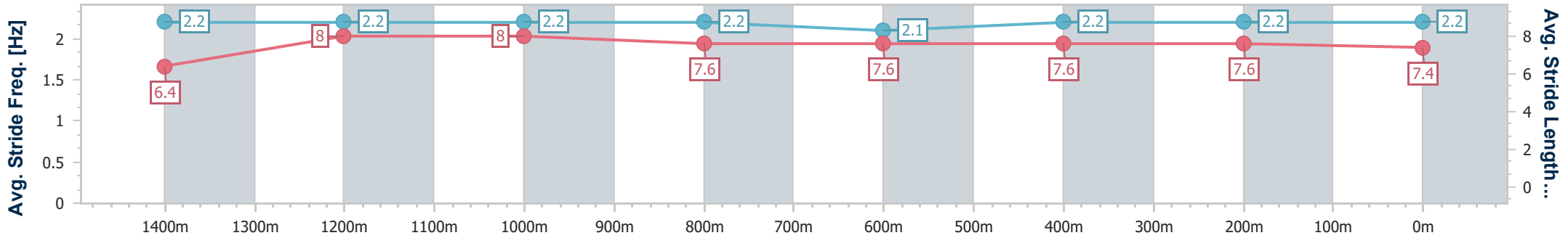
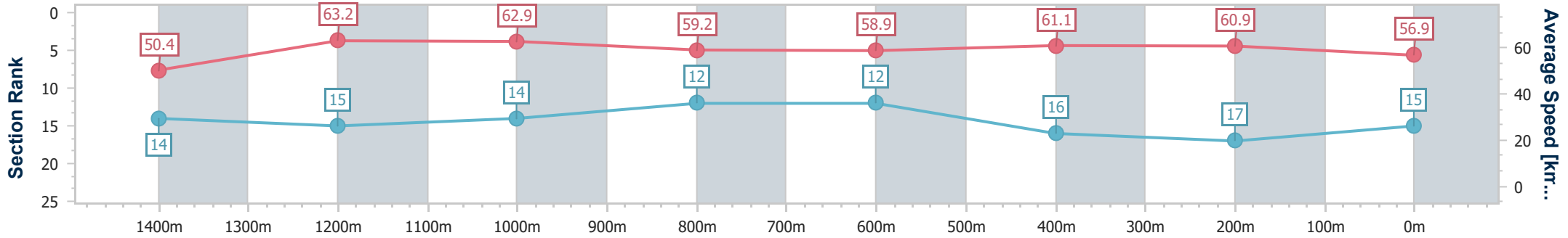


Eagle Farm QLD Professional
 Race 9: AQUIS STALLIONS PRINCESS STAKES - 1600m
 27 April 2024 - 16:24
 Track Rating: Soft 5, Weather: Fine, Rail Position: +3m



BRISBANE
RACING CLUB

Section	Overall	1400m	1200m	1000m	800m	600m	400m	200m
Section Times	1:38.65 [15] (0:14.38)	1:24.27 [14] (0:11.45)	1:12.82 [15] (0:11.46)	1:01.36 [14] (0:12.42)	0:48.94 [12] (0:12.43)	0:36.51 [12] (0:12.03)	0:24.48 [16] (0:11.82)	0:12.66 [17] (0:12.66)
Average Speed [km/h]	50.4	63.2	62.9	59.2	58.9	61.1	60.9	56.9
Top Speed [km/h]	64.3	64.7	63.8	61.4	60.0	62.7	63.2	58.9
Avg. Dist. to Rail [m]	13.0	4.6	4.0	4.2	3.4	5.0	10.3	9.6
Avg. Stride Freq. [Hz]	2.2	2.2	2.2	2.2	2.1	2.2	2.2	2.2
Avg. Stride Length [m]	6.4	8.0	8.0	7.6	7.6	7.6	7.6	7.4



- [] Ranking at each section and finish
- .-.- No data available at this section
- NA No data available



Horse/Jockey Name	Aitutaki
Final Rank	16
Fastest Section Time (Section)	0:11.00 (1400m)
Top Speed [km/h] (Section)	67.1 (1400m)
Race State	Finished

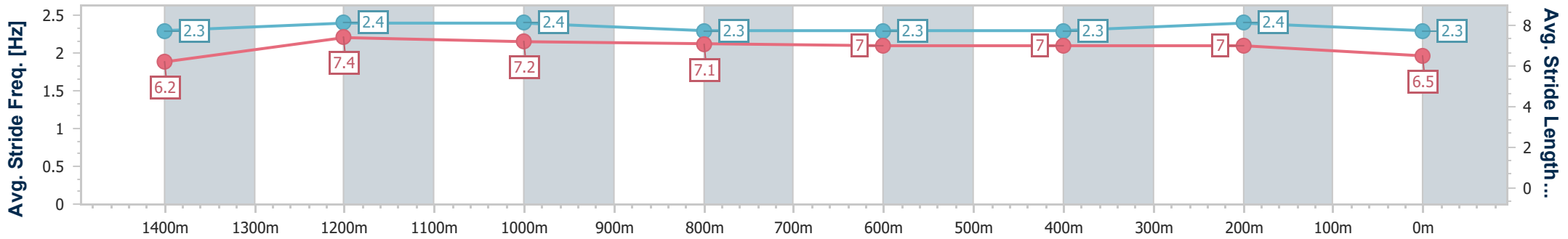
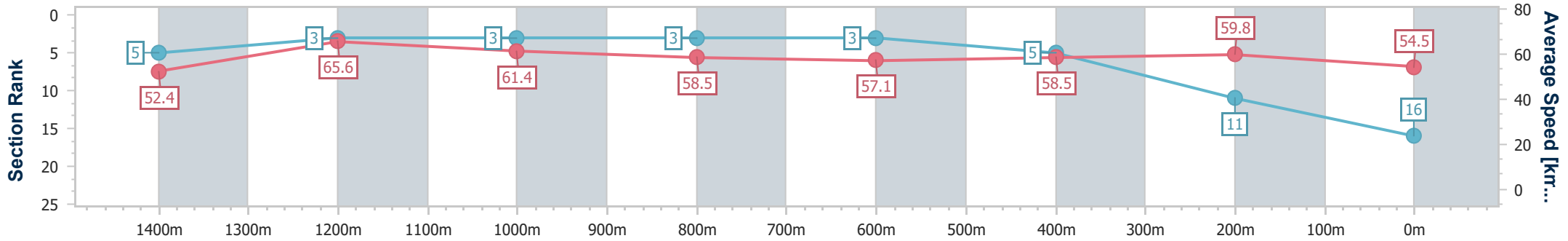


Eagle Farm QLD Professional
 Race 9: AQUIS STALLIONS PRINCESS STAKES - 1600m
 27 April 2024 - 16:24
 Track Rating: Soft 5, Weather: Fine, Rail Position: +3m



BRISBANE
RACING CLUB

Section	Overall	1400m	1200m	1000m	800m	600m	400m	200m
Section Times	1:38.85 [16] (0:13.76)	1:25.09 [5] (0:11.00)	1:14.09 [3] (0:11.71)	1:02.38 [3] (0:12.29)	0:50.09 [3] (0:12.52)	0:37.57 [3] (0:12.29)	0:25.28 [5] (0:12.04)	0:13.24 [11] (0:13.24)
Average Speed [km/h]	52.4	65.6	61.4	58.5	57.1	58.5	59.8	54.5
Top Speed [km/h]	66.4	67.1	63.3	59.1	58.2	61.1	61.0	58.3
Avg. Dist. to Rail [m]	6.5	2.9	1.3	0.9	1.2	0.6	0.6	0.5
Avg. Stride Freq. [Hz]	2.3	2.4	2.4	2.3	2.3	2.3	2.4	2.3
Avg. Stride Length [m]	6.2	7.4	7.2	7.1	7.0	7.0	7.0	6.5



- [] Ranking at each section and finish
- .-.-.- No data available at this section
- NA No data available



Horse/Jockey Name	Oceans Of Energy
Final Rank	17
Fastest Section Time (Section)	0:11.09 (1400m)
Top Speed [km/h] (Section)	66.5 (1400m)
Race State	Finished

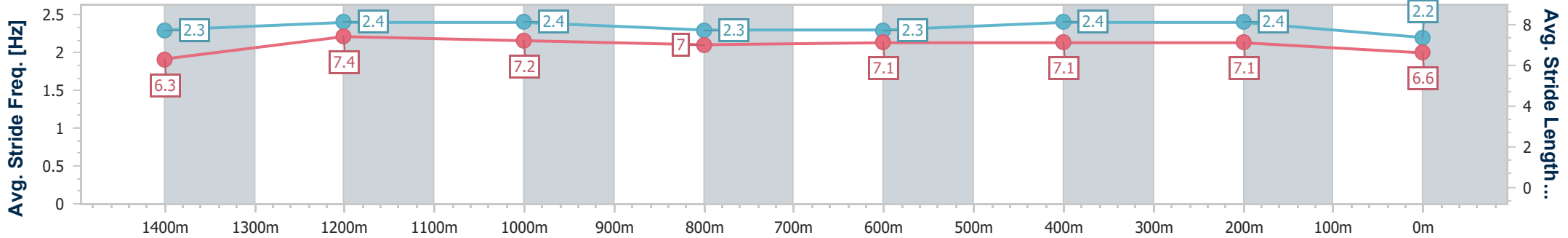
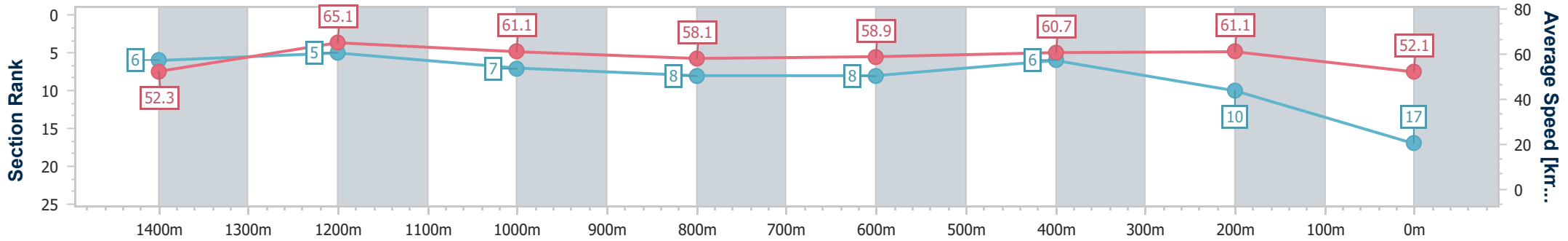


Eagle Farm QLD Professional
 Race 9: AQUIS STALLIONS PRINCESS STAKES - 1600m
 27 April 2024 - 16:24
 Track Rating: Soft 5, Weather: Fine, Rail Position: +3m



BRISBANE
RACING CLUB

Section	Overall	1400m	1200m	1000m	800m	600m	400m	200m
Section Times	1:39.29 [17] (0:13.83)	1:25.46 [6] (0:11.09)	1:14.37 [5] (0:11.77)	1:02.60 [7] (0:12.60)	0:50.00 [8] (0:12.36)	0:37.64 [8] (0:12.01)	0:25.63 [6] (0:11.82)	0:13.81 [10] (0:13.81)
Average Speed [km/h]	52.3	65.1	61.1	58.1	58.9	60.7	61.1	52.1
Top Speed [km/h]	65.0	66.5	63.9	60.2	60.6	63.0	63.1	58.3
Avg. Dist. to Rail [m]	9.5	4.0	3.3	3.1	2.5	3.1	6.3	5.6
Avg. Stride Freq. [Hz]	2.3	2.4	2.4	2.3	2.3	2.4	2.4	2.2
Avg. Stride Length [m]	6.3	7.4	7.2	7.0	7.1	7.1	7.1	6.6



- [] Ranking at each section and finish
- .-.- No data available at this section
- NA No data available



Horse/Jockey Name	Planned Encounter
Final Rank	18
Fastest Section Time (Section)	0:11.37 (1400m)
Top Speed [km/h] (Section)	65.4 (1400m)
Race State	Finished

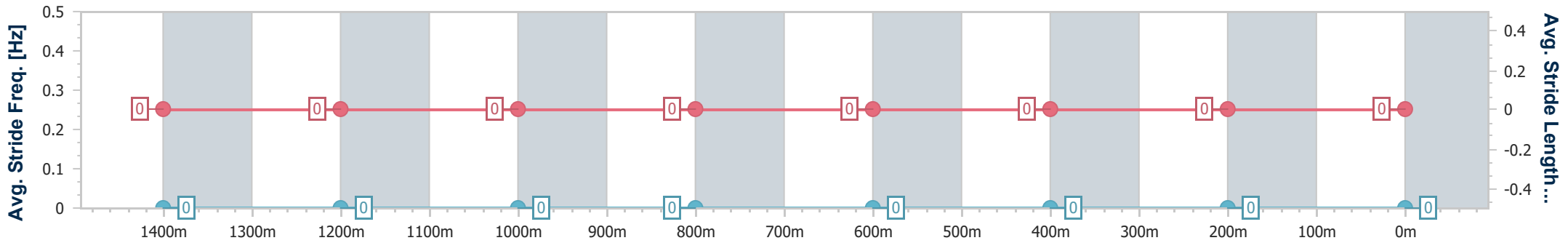
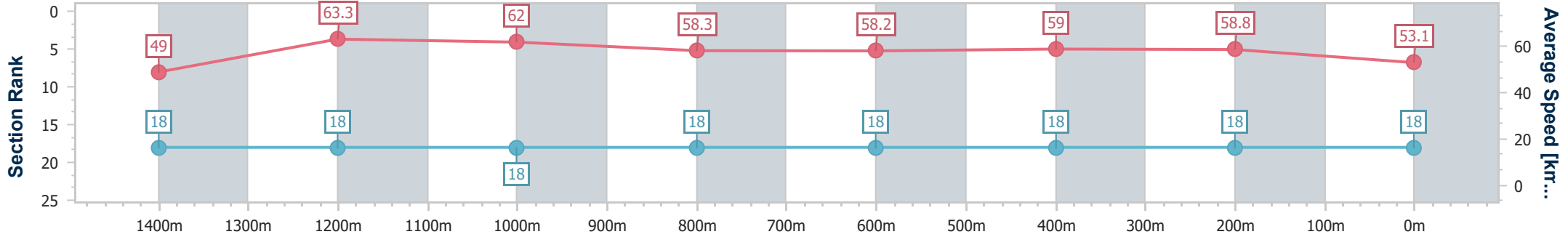


Eagle Farm QLD Professional
 Race 9: AQUIS STALLIONS PRINCESS STAKES - 1600m
 27 April 2024 - 16:24
 Track Rating: Soft 5, Weather: Fine, Rail Position: +3m



BRISBANE
RACING CLUB

Section	Overall	1400m	1200m	1000m	800m	600m	400m	200m
Section Times	1:40.82 [18] (0:14.83)	1:25.99 [18] (0:11.37)	1:14.62 [18] (0:11.61)	1:03.01 [18] (0:12.44)	0:50.57 [18] (0:12.43)	0:38.14 [18] (0:12.33)	0:25.81 [18] (0:12.24)	0:13.57 [18] (0:13.57)
Average Speed [km/h]	49.0	63.3	62.0	58.3	58.2	59.0	58.8	53.1
Top Speed [km/h]	64.5	65.4	64.0	60.9	60.4	60.8	59.9	56.8
Avg. Dist. to Rail [m]	13.4	1.6	1.3	1.2	1.5	2.4	5.8	4.7
Avg. Stride Freq. [Hz]	--	--	--	--	--	--	--	--
Avg. Stride Length [m]	--	--	--	--	--	--	--	--



- [] Ranking at each section and finish
- No data available at this section
- NA No data available