



Eagle Farm QLD Professional
Race 1: STRADBROKE CALCUTTA 13 JUNE BENCHMARK 90 Handicap - 1835m
04 May 2024 - 11:29



BRISBANE
RACING CLUB

Track Rating: GOOD 4, Weather: Overcast, Rail Position: +7m Entire

Section														
Field Times	Overall	1600m	1400m	1200m	1000m	800m	600m	Last 600m						
	1:51.45 (0:16.20)	1:35.25 (0:11.90)	1:23.35 (0:12.21)	1:11.14 (0:12.32)	0:58.82 (0:12.13)	0:46.69 (0:11.72)	0:34.97 (0:11.28)	0:34.97						
Rank	TAB	Horse/Jockey	Barrier	Top Speed [km/h]	Fastest Section	Overall	1600m	1400m	1200m	1000m	800m	600m	Last 600m	Distance Travelled [m]
1	3	WAPITI Nikita Beriman	10	66.0 600m	0:11.23 600m	1:51.45 [1] (0:16.49)	1:34.96 [4] (0:11.99)	1:22.97 [4] (0:12.17)	1:10.80 [4] (0:12.38)	0:58.42 [4] (0:11.98)	0:46.44 [4] (0:11.58)	0:34.86 [3] (0:11.23)	0:34.86	
2	2	YOUTH SPIRIT Adam Hyeronimus	1	65.4 600m	0:11.28 600m	1:51.45 [2] (0:16.20)	1:35.25 [1] (0:11.90)	1:23.35 [1] (0:12.21)	1:11.14 [1] (0:12.32)	0:58.82 [1] (0:12.13)	0:46.69 [1] (0:11.72)	0:34.97 [1] (0:11.28)	0:34.97	-8
3	7	HOLSTEIN Robbie Dolan	6	65.9 600m	0:11.28 600m	1:51.50 [3] (0:16.28)	1:35.22 [2] (0:11.93)	1:23.29 [2] (0:12.15)	1:11.14 [2] (0:12.33)	0:58.81 [2] (0:12.13)	0:46.68 [2] (0:11.70)	0:34.98 [2] (0:11.28)	0:34.98	-8
4	6	OSTERMEIER Cejay Graham	5	66.5 400m	0:11.17 600m	1:51.56 [4] (0:16.81)	1:34.75 [6] (0:12.04)	1:22.71 [6] (0:12.03)	1:10.68 [5] (0:12.32)	0:58.36 [6] (0:12.03)	0:46.33 [5] (0:11.53)	0:34.80 [5] (0:11.17)	0:34.80	-2
5	4	FIFTH POSITION Vlad Duric	4	64.4 400m	0:11.29 600m	1:51.88 [5] (0:16.42)	1:35.46 [3] (0:12.03)	1:23.43 [3] (0:12.18)	1:11.25 [3] (0:12.27)	0:58.98 [3] (0:12.07)	0:46.91 [3] (0:11.75)	0:35.16 [4] (0:11.29)	0:35.16	-11
6	10	BASARWA Kyle Wilson-Taylor	11	65.9 400m	0:11.11 600m	1:52.08 [6] (0:16.92)	1:35.16 [7] (0:12.26)	1:22.90 [9] (0:12.43)	1:10.47 [10] (0:12.42)	0:58.05 [10] (0:12.06)	0:45.99 [10] (0:11.39)	0:34.60 [9] (0:11.11)	0:34.60	-2
7	8	LATELY Bailey Wheeler	2	64.8 600m	0:11.27 600m	1:52.13 [7] (0:17.03)	1:35.10 [9] (0:12.07)	1:23.03 [8] (0:12.19)	1:10.84 [7] (0:12.42)	0:58.42 [8] (0:11.94)	0:46.48 [8] (0:11.41)	0:35.07 [8] (0:11.27)	0:35.07	-13
8	5	SOLAR APEX Jake Bayliss	9	66.5 600m	0:11.18 600m	1:52.20 [8] (0:16.98)	1:35.22 [8] (0:12.09)	1:23.13 [7] (0:12.24)	1:10.89 [8] (0:12.22)	0:58.67 [7] (0:12.04)	0:46.63 [7] (0:11.38)	0:35.25 [7] (0:11.18)	0:35.25	-4
9	1	WARNING Jim Byrne	3	64.0 600m	0:11.47 600m	1:52.29 [9] (0:16.74)	1:35.55 [5] (0:12.00)	1:23.55 [5] (0:12.15)	1:11.40 [6] (0:12.25)	0:59.15 [5] (0:12.16)	0:46.99 [6] (0:11.59)	0:35.40 [6] (0:11.47)	0:35.40	-8
10	9	PAPAL MISS Girish Goomany	7	67.5 600m	0:11.13 600m	1:52.55 [10] (0:17.29)	1:35.26 [10] (0:11.97)	1:23.29 [10] (0:12.16)	1:11.13 [9] (0:12.38)	0:58.75 [9] (0:12.23)	0:46.52 [9] (0:11.56)	0:34.96 [10] (0:11.13)	0:34.96	-3

Scratched: Brave Boy (#11)



Eagle Farm QLD Professional

Race 1: STRADBROKE CALCUTTA 13 JUNE BENCHMARK 90 Handicap - 1835m

04 May 2024 - 11:29



BRISBANE
RACING CLUB

Track Rating: GOOD 4, Weather: Overcast, Rail Position: +7m Entire

Section				400m	200m			Last 600m		
Field Times				0:23.69 (0:11.40)	0:12.29 (0:12.29)			0:34.97		
Rank	TAB	Horse/Jockey	Barrier	Top Speed [km/h]	Fastest Section	Margin			Distance Travelled [m]	
1	3	WAPITI Nikita Beriman	10	66.0 600m	0:11.23 600m	0:23.63 [3] (0:11.41)	0:12.22 [4] (0:12.22)	1:51.45	0:34.86	
2	2	YOUTH SPIRIT Adam Hyeronimus	1	65.4 600m	0:11.28 600m	0:23.69 [1] (0:11.44)	0:12.25 [2] (0:12.25)	0L	0:34.97	-8
3	7	HOLSTEIN Robbie Dolan	6	65.9 600m	0:11.28 600m	0:23.70 [2] (0:11.36)	0:12.34 [1] (0:12.34)	0.05L	0:34.98	-8
4	6	OSTERMEIER Cejay Graham	5	66.5 400m	0:11.17 600m	0:23.63 [4] (0:11.28)	0:12.35 [3] (0:12.35)	0.06L	0:34.80	-2
5	4	FIFTH POSITION Vlad Duric	4	64.4 400m	0:11.29 600m	0:23.87 [5] (0:11.35)	0:12.52 [5] (0:12.52)	0.32L	0:35.16	-11
6	10	BASARWA Kyle Wilson-Taylor	11	65.9 400m	0:11.11 600m	0:23.49 [9] (0:11.33)	0:12.16 [8] (0:12.16)	0.2L	0:34.60	-2
7	8	LATELY Bailey Wheeler	2	64.8 600m	0:11.27 600m	0:23.80 [7] (0:11.48)	0:12.32 [7] (0:12.32)	0.05L	0:35.07	-13
8	5	SOLAR APEX Jake Bayliss	9	66.5 600m	0:11.18 600m	0:24.07 [6] (0:11.54)	0:12.53 [6] (0:12.53)	0.07L	0:35.25	-4
9	1	WARNING Jim Byrne	3	64.0 600m	0:11.47 600m	0:23.93 [8] (0:11.72)	0:12.21 [9] (0:12.21)	0.09L	0:35.40	-8
10	9	PAPAL MISS Girish Goomany	7	67.5 600m	0:11.13 600m	0:23.83 [10] (0:11.51)	0:12.32 [10] (0:12.32)	0.26L	0:34.96	-3

Scratched: Brave Boy (#11)



Horse/Jockey Name	Wapiti
Final Rank	1
Fastest Section Time (Section)	0:11.23 (600m)
Top Speed [km/h] (Section)	66.0 (600m)
Race State	Finished

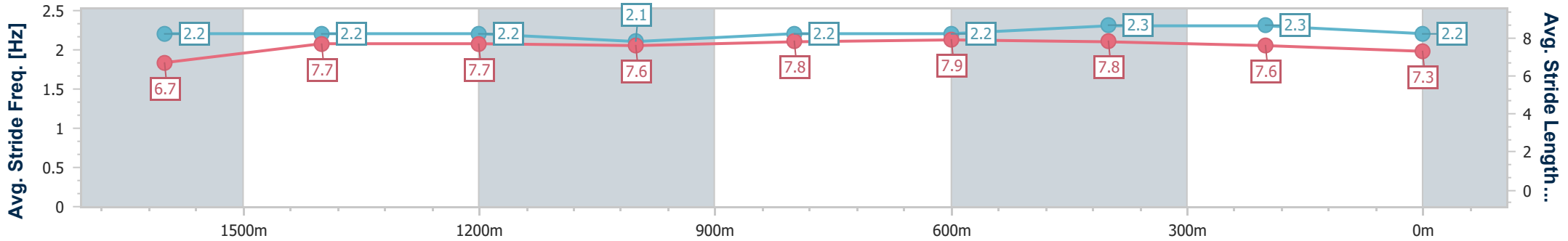
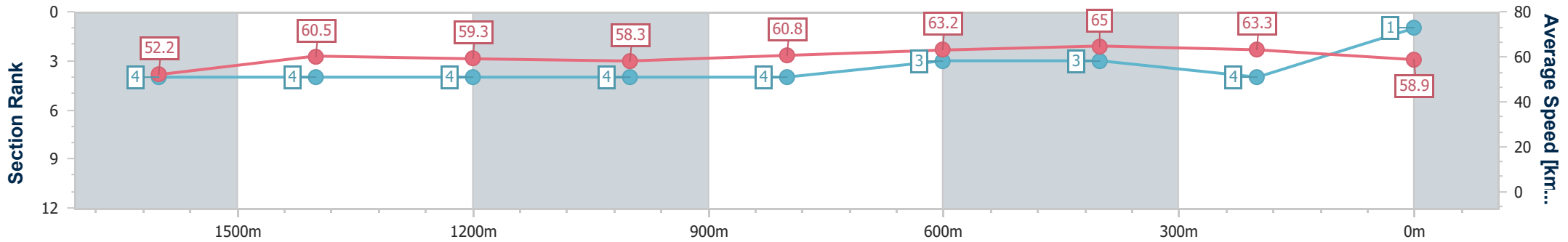


Eagle Farm QLD Professional
 Race 1: STRADBROKE CALCUTTA 13 JUNE BENCHMARK 90
 Handicap - 1835m
 04 May 2024 - 11:29
 Track Rating: GOOD 4, Weather: Overcast, Rail Position: +7m
 Entire



BRISBANE
 RACING CLUB

Section	Overall	1600m	1400m	1200m	1000m	800m	600m	400m	200m				
Section Times	1:51.45 [1] (0:16.49)	1:34.96 [4] (0:11.99)	1:22.97 [4] (0:12.17)	1:10.80 [4] (0:12.38)	0:58.42 [4] (0:11.98)	0:46.44 [4] (0:11.58)	0:34.86 [3] (0:11.23)	0:23.63 [3] (0:11.41)	0:12.22 [4] (0:12.22)				
Average Speed [km/h]	52.2	60.5	59.3	58.3	60.8	63.2	65.0	63.3	58.9				
Top Speed [km/h]	63.0	61.3	59.9	58.7	62.0	64.1	66.0	65.3	61.3				
Avg. Dist. to Rail [m]	7.4	2.3	2.8	2.3	2.4	3.4	3.4	5.2	3.7				
Avg. Stride Freq. [Hz]	2.2	2.2	2.2	2.1	2.2	2.2	2.3	2.3	2.2				
Avg. Stride Length [m]	6.7	7.7	7.7	7.6	7.8	7.9	7.8	7.6	7.3				



- [] Ranking at each section and finish
- .-.- No data available at this section
- NA No data available



Horse/Jockey Name	Youth Spirit
Final Rank	2
Fastest Section Time (Section)	0:11.28 (600m)
Top Speed [km/h] (Section)	65.4 (600m)
Race State	Finished

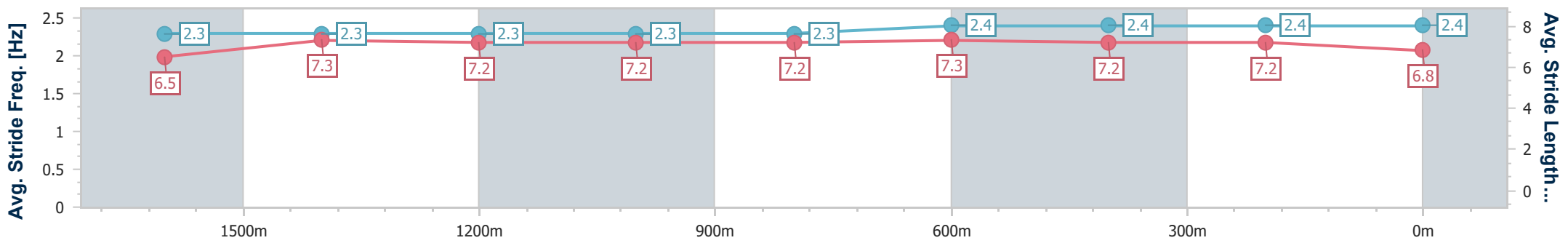
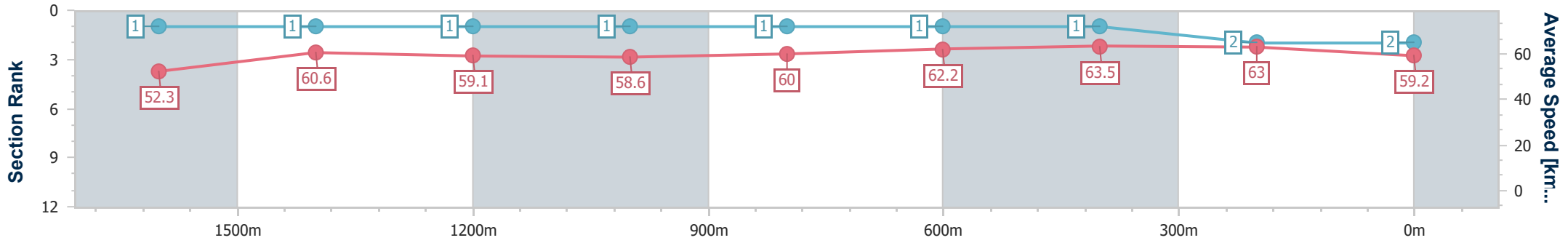


Eagle Farm QLD Professional
 Race 1: STRADBROKE CALCUTTA 13 JUNE BENCHMARK 90
 Handicap - 1835m
 04 May 2024 - 11:29
 Track Rating: GOOD 4, Weather: Overcast, Rail Position: +7m
 Entire



BRISBANE
 RACING CLUB

Section	Overall	1600m	1400m	1200m	1000m	800m	600m	400m	200m				
Section Times	1:51.45 [2] (0:16.20)	1:35.25 [1] (0:11.90)	1:23.35 [1] (0:12.21)	1:11.14 [1] (0:12.32)	0:58.82 [1] (0:12.13)	0:46.69 [1] (0:11.72)	0:34.97 [1] (0:11.28)	0:23.69 [1] (0:11.44)	0:12.25 [2] (0:12.25)				
Average Speed [km/h]	52.3	60.6	59.1	58.6	60.0	62.2	63.5	63.0	59.2				
Top Speed [km/h]	61.8	61.2	60.4	59.4	62.2	63.8	65.4	65.0	61.5				
Avg. Dist. to Rail [m]	2.5	0.8	1.8	2.2	2.5	2.2	0.8	0.5	1.0				
Avg. Stride Freq. [Hz]	2.3	2.3	2.3	2.3	2.3	2.4	2.4	2.4	2.4				
Avg. Stride Length [m]	6.5	7.3	7.2	7.2	7.2	7.3	7.2	7.2	6.8				



- [] Ranking at each section and finish
- .-.- No data available at this section
- NA No data available



Horse/Jockey Name	Holstein
Final Rank	3
Fastest Section Time (Section)	0:11.28 (600m)
Top Speed [km/h] (Section)	65.9 (600m)
Race State	Finished

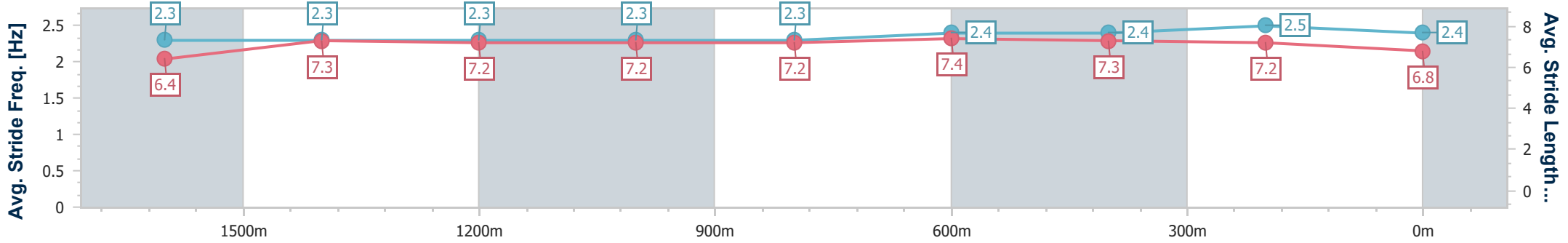
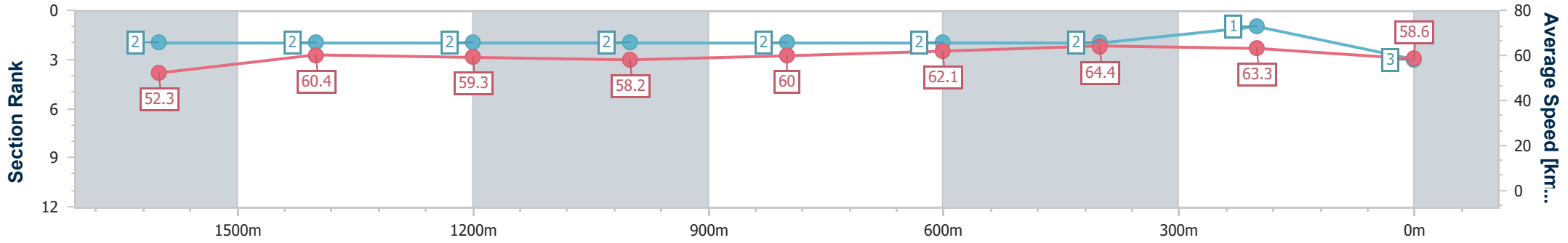


Eagle Farm QLD Professional
 Race 1: STRADBROKE CALCUTTA 13 JUNE BENCHMARK 90
 Handicap - 1835m
 04 May 2024 - 11:29
 Track Rating: GOOD 4, Weather: Overcast, Rail Position: +7m
 Entire



BRISBANE
 RACING CLUB

Section	Overall	1600m	1400m	1200m	1000m	800m	600m	400m	200m				
Section Times	1:51.50 [3] (0:16.28)	1:35.22 [2] (0:11.93)	1:23.29 [2] (0:12.15)	1:11.14 [2] (0:12.33)	0:58.81 [2] (0:12.13)	0:46.68 [2] (0:11.70)	0:34.98 [2] (0:11.28)	0:23.70 [2] (0:11.36)	0:12.34 [1] (0:12.34)				
Average Speed [km/h]	52.3	60.4	59.3	58.2	60.0	62.1	64.4	63.3	58.6				
Top Speed [km/h]	62.5	60.9	60.3	58.8	61.7	64.0	65.9	65.2	61.6				
Avg. Dist. to Rail [m]	4.5	0.4	0.6	0.9	1.6	2.1	1.6	4.4	3.8				
Avg. Stride Freq. [Hz]	2.3	2.3	2.3	2.3	2.3	2.4	2.4	2.5	2.4				
Avg. Stride Length [m]	6.4	7.3	7.2	7.2	7.2	7.4	7.3	7.2	6.8				



- [] Ranking at each section and finish
- .-.- No data available at this section
- NA No data available



Horse/Jockey Name	Ostermeier
Final Rank	4
Fastest Section Time (Section)	0:11.17 (600m)
Top Speed [km/h] (Section)	66.5 (400m)
Race State	Finished

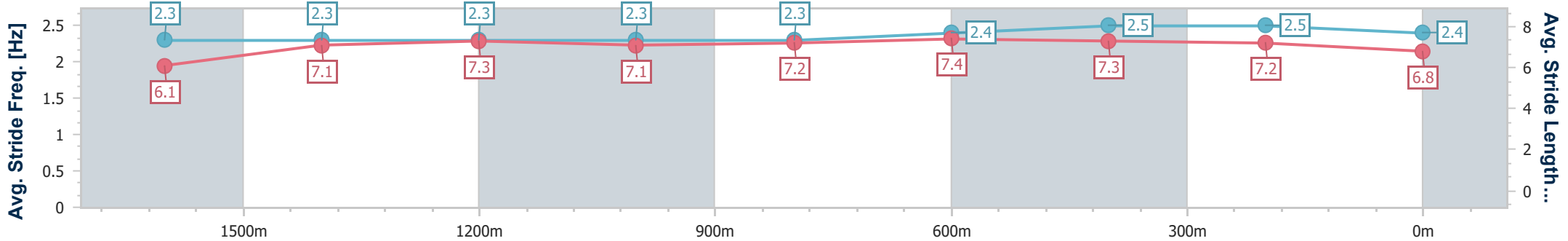
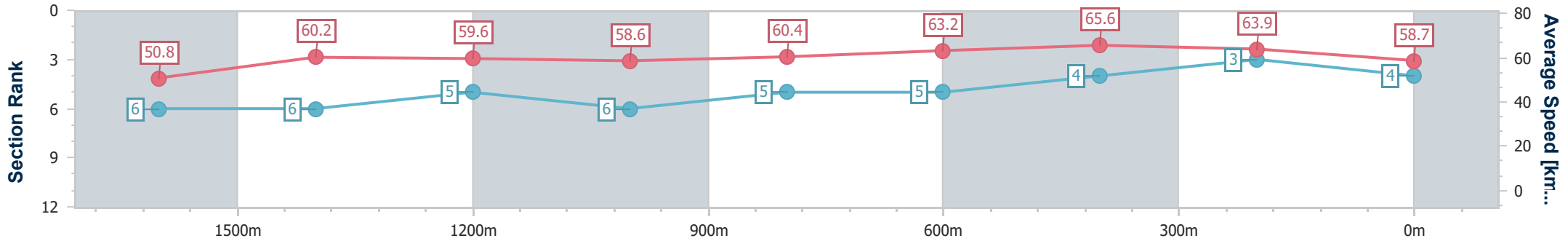


Eagle Farm QLD Professional
 Race 1: STRADBROKE CALCUTTA 13 JUNE BENCHMARK 90
 Handicap - 1835m
 04 May 2024 - 11:29
 Track Rating: GOOD 4, Weather: Overcast, Rail Position: +7m
 Entire



BRISBANE
 RACING CLUB

Section	Overall	1600m	1400m	1200m	1000m	800m	600m	400m	200m			
Section Times	1:51.56 [4] (0:16.81)	1:34.75 [6] (0:12.04)	1:22.71 [6] (0:12.03)	1:10.68 [5] (0:12.32)	0:58.36 [6] (0:12.03)	0:46.33 [5] (0:11.53)	0:34.80 [5] (0:11.17)	0:23.63 [4] (0:11.28)	0:12.35 [3] (0:12.35)			
Average Speed [km/h]	50.8	60.2	59.6	58.6	60.4	63.2	65.6	63.9	58.7			
Top Speed [km/h]	60.6	61.4	61.4	59.7	61.9	65.4	66.3	66.5	60.6			
Avg. Dist. to Rail [m]	4.1	1.9	0.7	0.7	1.6	2.8	4.0	7.7	6.1			
Avg. Stride Freq. [Hz]	2.3	2.3	2.3	2.3	2.3	2.4	2.5	2.5	2.4			
Avg. Stride Length [m]	6.1	7.1	7.3	7.1	7.2	7.4	7.3	7.2	6.8			



- [] Ranking at each section and finish
- .-.- No data available at this section
- NA No data available



Horse/Jockey Name	Fifth Position
Final Rank	5
Fastest Section Time (Section)	0:11.29 (600m)
Top Speed [km/h] (Section)	64.4 (400m)
Race State	Finished

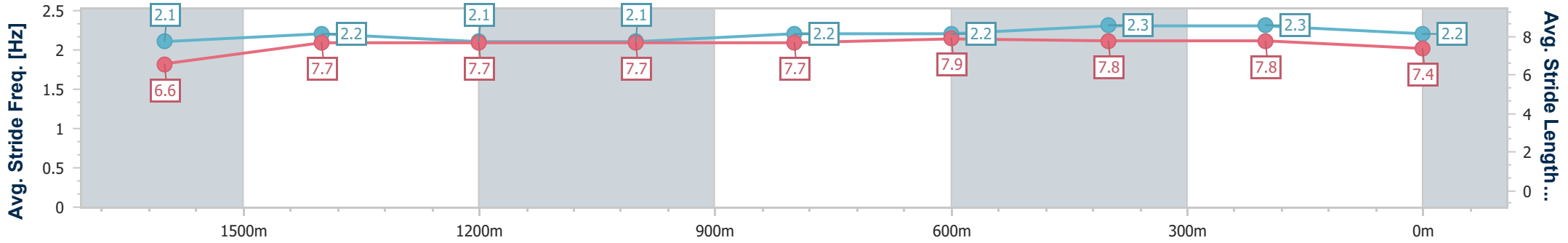
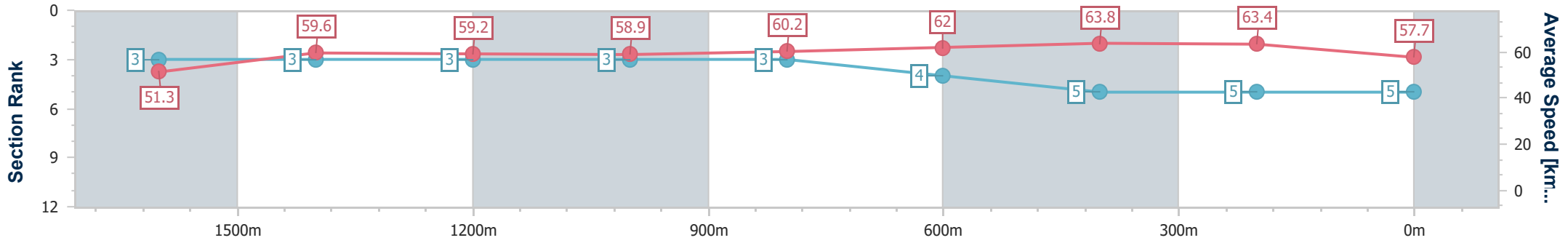


Eagle Farm QLD Professional
 Race 1: STRADBROKE CALCUTTA 13 JUNE BENCHMARK 90
 Handicap - 1835m
 04 May 2024 - 11:29
 Track Rating: GOOD 4, Weather: Overcast, Rail Position: +7m
 Entire



BRISBANE
 RACING CLUB

Section	Overall	1600m	1400m	1200m	1000m	800m	600m	400m	200m			
Section Times	1:51.88 [5] (0:16.42)	1:35.46 [3] (0:12.03)	1:23.43 [3] (0:12.18)	1:11.25 [3] (0:12.27)	0:58.98 [3] (0:12.07)	0:46.91 [3] (0:11.75)	0:35.16 [4] (0:11.29)	0:23.87 [5] (0:11.35)	0:12.52 [5] (0:12.52)			
Average Speed [km/h]	51.3	59.6	59.2	58.9	60.2	62.0	63.8	63.4	57.7			
Top Speed [km/h]	61.7	60.9	61.1	59.5	61.1	63.0	64.3	64.4	61.1			
Avg. Dist. to Rail [m]	3.6	0.9	1.3	1.5	2.2	2.6	0.7	0.6	0.4			
Avg. Stride Freq. [Hz]	2.1	2.2	2.1	2.1	2.2	2.2	2.3	2.3	2.2			
Avg. Stride Length [m]	6.6	7.7	7.7	7.7	7.7	7.9	7.8	7.8	7.4			



- [] Ranking at each section and finish
- .-.- No data available at this section
- NA No data available



Horse/Jockey Name	Basarwa
Final Rank	6
Fastest Section Time (Section)	0:11.11 (600m)
Top Speed [km/h] (Section)	65.9 (400m)
Race State	Finished

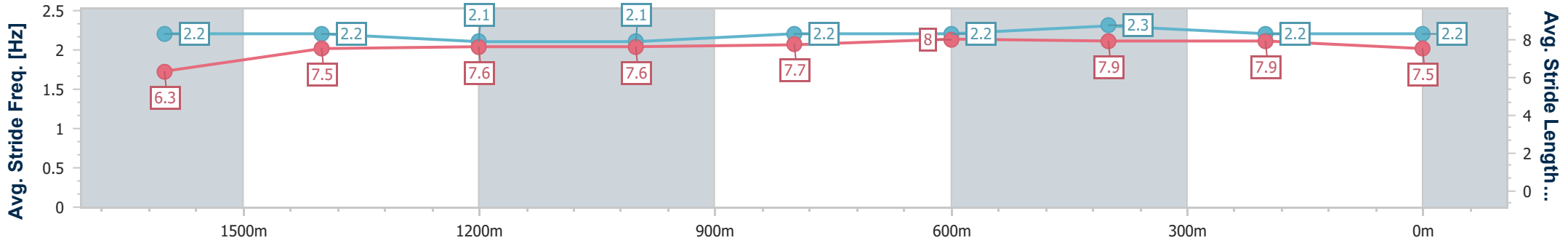
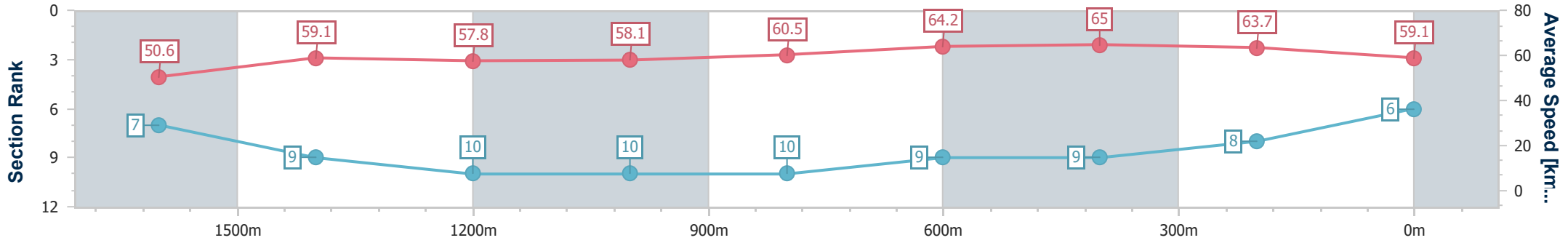


Eagle Farm QLD Professional
 Race 1: STRADBROKE CALCUTTA 13 JUNE BENCHMARK 90
 Handicap - 1835m
 04 May 2024 - 11:29
 Track Rating: GOOD 4, Weather: Overcast, Rail Position: +7m
 Entire



BRISBANE
 RACING CLUB

Section	Overall	1600m	1400m	1200m	1000m	800m	600m	400m	200m
Section Times	1:52.08 [6] (0:16.92)	1:35.16 [7] (0:12.26)	1:22.90 [9] (0:12.43)	1:10.47 [10] (0:12.42)	0:58.05 [10] (0:12.06)	0:45.99 [10] (0:11.39)	0:34.60 [9] (0:11.11)	0:23.49 [9] (0:11.33)	0:12.16 [8] (0:12.16)
Average Speed [km/h]	50.6	59.1	57.8	58.1	60.5	64.2	65.0	63.7	59.1
Top Speed [km/h]	59.7	60.9	59.6	59.0	61.4	64.6	65.8	65.9	64.0
Avg. Dist. to Rail [m]	8.2	2.7	2.6	2.5	2.6	2.4	1.6	6.3	7.1
Avg. Stride Freq. [Hz]	2.2	2.2	2.1	2.1	2.2	2.2	2.3	2.2	2.2
Avg. Stride Length [m]	6.3	7.5	7.6	7.6	7.7	8.0	7.9	7.9	7.5



- [] Ranking at each section and finish
- .-.- No data available at this section
- NA No data available



Horse/Jockey Name	Lately
Final Rank	7
Fastest Section Time (Section)	0:11.27 (600m)
Top Speed [km/h] (Section)	64.8 (600m)
Race State	Finished

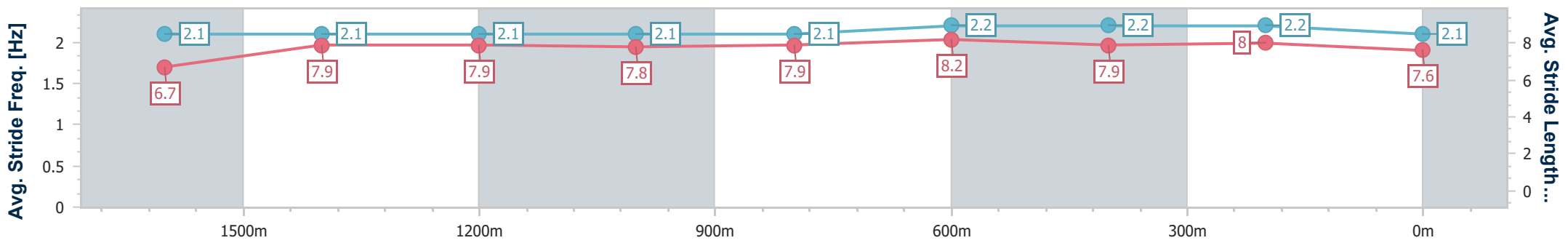
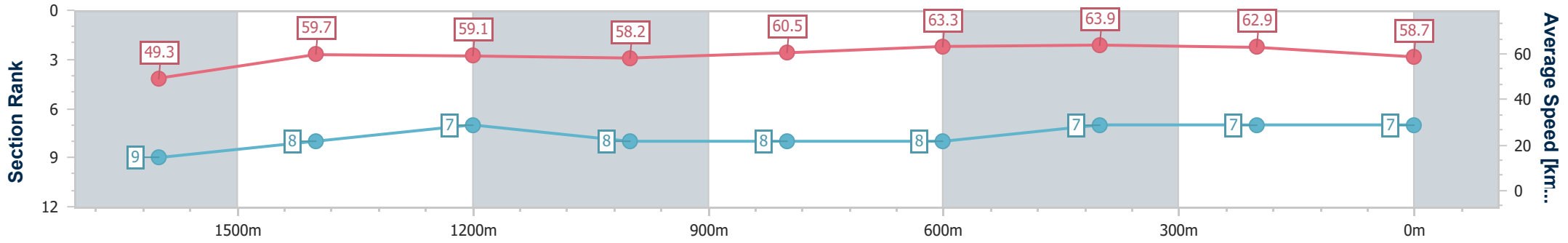


Eagle Farm QLD Professional
 Race 1: STRADBROKE CALCUTTA 13 JUNE BENCHMARK 90
 Handicap - 1835m
 04 May 2024 - 11:29
 Track Rating: GOOD 4, Weather: Overcast, Rail Position: +7m
 Entire



BRISBANE
 RACING CLUB

Section	Overall	1600m	1400m	1200m	1000m	800m	600m	400m	200m			
Section Times	1:52.13 [7] (0:17.03)	1:35.10 [9] (0:12.07)	1:23.03 [8] (0:12.19)	1:10.84 [7] (0:12.42)	0:58.42 [8] (0:11.94)	0:46.48 [8] (0:11.41)	0:35.07 [8] (0:11.27)	0:23.80 [7] (0:11.48)	0:12.32 [7] (0:12.32)			
Average Speed [km/h]	49.3	59.7	59.1	58.2	60.5	63.3	63.9	62.9	58.7			
Top Speed [km/h]	61.0	60.9	60.7	58.8	63.1	64.1	64.8	64.3	60.3			
Avg. Dist. to Rail [m]	3.0	0.7	1.8	2.8	1.2	0.3	0.8	3.1	3.9			
Avg. Stride Freq. [Hz]	2.1	2.1	2.1	2.1	2.1	2.2	2.2	2.2	2.1			
Avg. Stride Length [m]	6.7	7.9	7.9	7.8	7.9	8.2	7.9	8.0	7.6			



- [] Ranking at each section and finish
- .-.- No data available at this section
- NA No data available



Horse/Jockey Name	Solar Apex
Final Rank	8
Fastest Section Time (Section)	0:11.18 (600m)
Top Speed [km/h] (Section)	66.5 (600m)
Race State	Finished

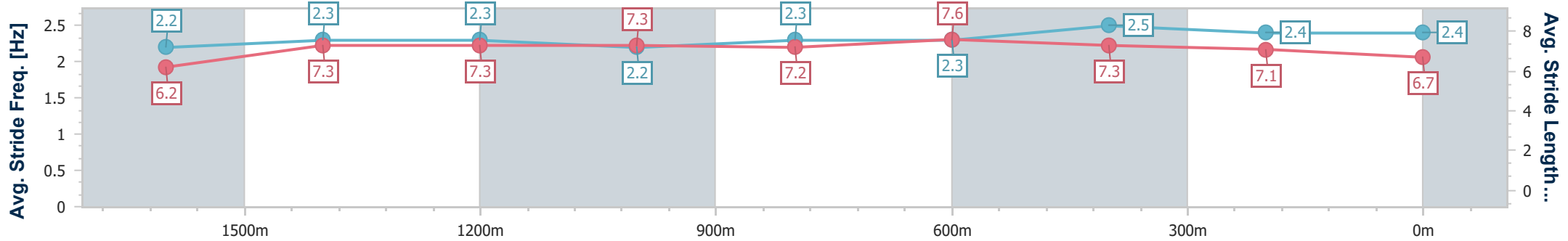
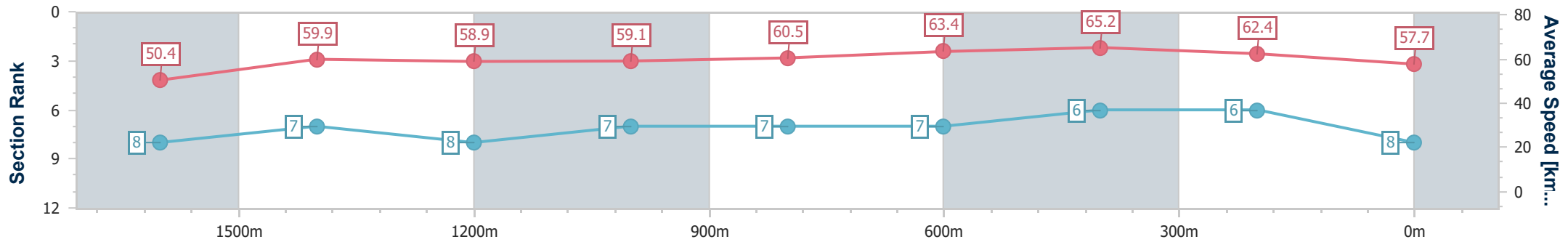


Eagle Farm QLD Professional
 Race 1: STRADBROKE CALCUTTA 13 JUNE BENCHMARK 90
 Handicap - 1835m
 04 May 2024 - 11:29
 Track Rating: GOOD 4, Weather: Overcast, Rail Position: +7m
 Entire



BRISBANE
 RACING CLUB

Section	Overall	1600m	1400m	1200m	1000m	800m	600m	400m	200m				
Section Times	1:52.20 [8] (0:16.98)	1:35.22 [8] (0:12.09)	1:23.13 [7] (0:12.24)	1:10.89 [8] (0:12.22)	0:58.67 [7] (0:12.04)	0:46.63 [7] (0:11.38)	0:35.25 [7] (0:11.18)	0:24.07 [6] (0:11.54)	0:12.53 [6] (0:12.53)				
Average Speed [km/h]	50.4	59.9	58.9	59.1	60.5	63.4	65.2	62.4	57.7				
Top Speed [km/h]	60.7	60.9	60.0	59.4	62.4	65.5	66.5	65.9	60.0				
Avg. Dist. to Rail [m]	6.0	1.9	2.1	2.0	2.1	0.8	2.5	5.3	5.5				
Avg. Stride Freq. [Hz]	2.2	2.3	2.3	2.2	2.3	2.3	2.5	2.4	2.4				
Avg. Stride Length [m]	6.2	7.3	7.3	7.3	7.2	7.6	7.3	7.1	6.7				



- [] Ranking at each section and finish
- .-.- No data available at this section
- NA No data available



Horse/Jockey Name	Warning
Final Rank	9
Fastest Section Time (Section)	0:11.47 (600m)
Top Speed [km/h] (Section)	64.0 (600m)
Race State	Finished

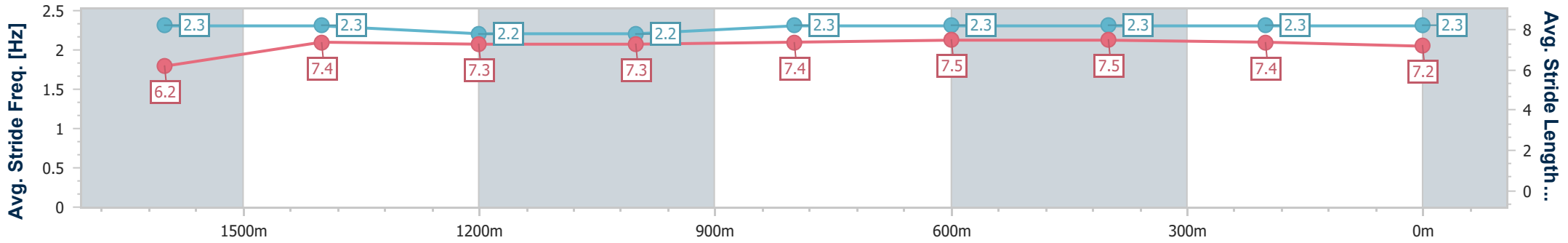
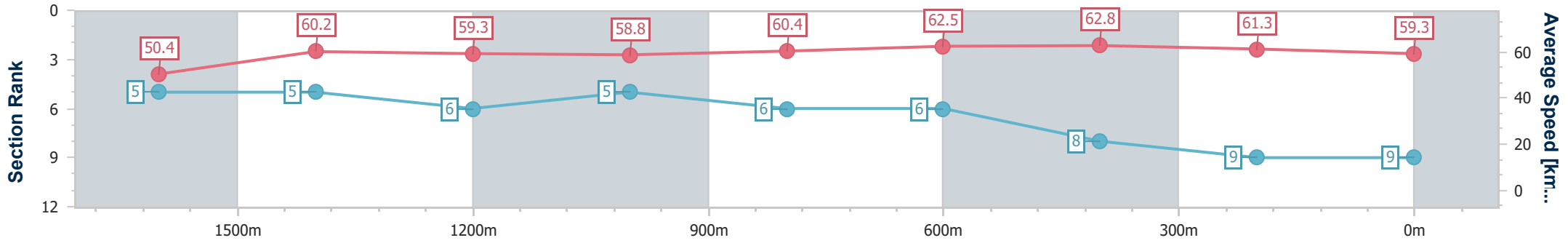


Eagle Farm QLD Professional
 Race 1: STRADBROKE CALCUTTA 13 JUNE BENCHMARK 90
 Handicap - 1835m
 04 May 2024 - 11:29
 Track Rating: GOOD 4, Weather: Overcast, Rail Position: +7m
 Entire



BRISBANE
 RACING CLUB

Section	Overall	1600m	1400m	1200m	1000m	800m	600m	400m	200m			
Section Times	1:52.29 [9] (0:16.74)	1:35.55 [5] (0:12.00)	1:23.55 [5] (0:12.15)	1:11.40 [6] (0:12.25)	0:59.15 [5] (0:12.16)	0:46.99 [6] (0:11.59)	0:35.40 [6] (0:11.47)	0:23.93 [8] (0:11.72)	0:12.21 [9] (0:12.21)			
Average Speed [km/h]	50.4	60.2	59.3	58.8	60.4	62.5	62.8	61.3	59.3			
Top Speed [km/h]	60.7	60.4	60.6	59.4	62.4	63.4	64.0	62.3	60.4			
Avg. Dist. to Rail [m]	3.0	0.4	1.8	2.9	3.6	1.8	0.4	1.6	1.4			
Avg. Stride Freq. [Hz]	2.3	2.3	2.2	2.2	2.3	2.3	2.3	2.3	2.3			
Avg. Stride Length [m]	6.2	7.4	7.3	7.3	7.4	7.5	7.5	7.4	7.2			



- [] Ranking at each section and finish
- .-.- No data available at this section
- NA No data available



Horse/Jockey Name	Papal Miss
Final Rank	10
Fastest Section Time (Section)	0:11.13 (600m)
Top Speed [km/h] (Section)	67.5 (600m)
Race State	Finished

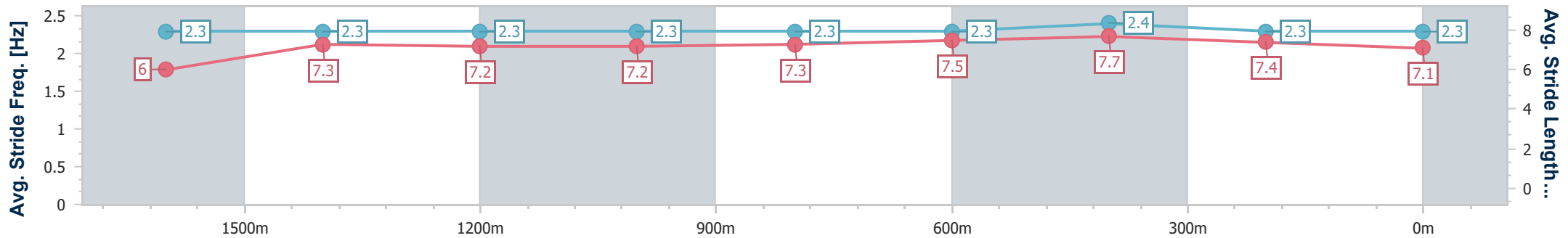
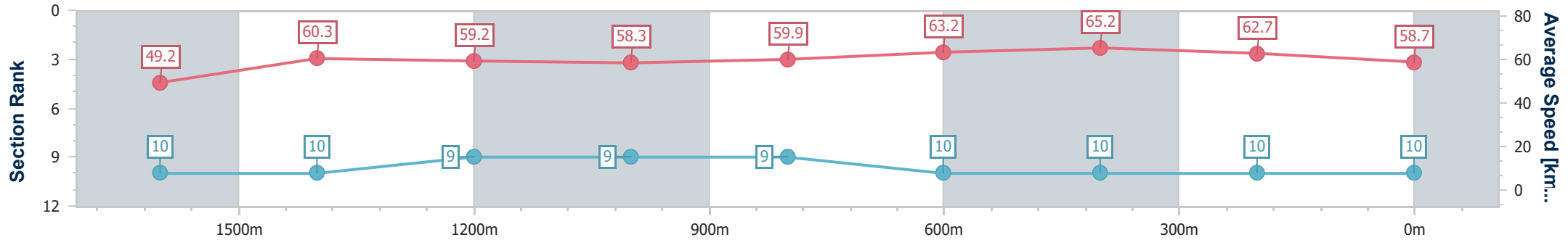


Eagle Farm QLD Professional
 Race 1: STRADBROKE CALCUTTA 13 JUNE BENCHMARK 90
 Handicap - 1835m
 04 May 2024 - 11:29
 Track Rating: GOOD 4, Weather: Overcast, Rail Position: +7m
 Entire



BRISBANE
 RACING CLUB

Section	Overall	1600m	1400m	1200m	1000m	800m	600m	400m	200m
Section Times	1:52.55 [10] (0:17.29)	1:35.26 [10] (0:11.97)	1:23.29 [10] (0:12.16)	1:11.13 [9] (0:12.38)	0:58.75 [9] (0:12.23)	0:46.52 [9] (0:11.56)	0:34.96 [10] (0:11.13)	0:23.83 [10] (0:11.51)	0:12.32 [10] (0:12.32)
Average Speed [km/h]	49.2	60.3	59.2	58.3	59.9	63.2	65.2	62.7	58.7
Top Speed [km/h]	59.5	61.3	60.5	59.2	62.4	64.8	67.5	64.6	60.4
Avg. Dist. to Rail [m]	4.3	1.3	1.9	2.5	3.1	3.2	2.2	5.3	2.8
Avg. Stride Freq. [Hz]	2.3	2.3	2.3	2.3	2.3	2.3	2.4	2.3	2.3
Avg. Stride Length [m]	6.0	7.3	7.2	7.2	7.3	7.5	7.7	7.4	7.1



- [] Ranking at each section and finish
- .-.- No data available at this section
- NA No data available



Eagle Farm QLD Professional

Race 2: XXXX BENCHMARK 78 Handicap - 1600m

04 May 2024 - 12:04



BRISBANE
RACING CLUB

Track Rating: Good 4, Weather: Overcast, Rail Position: +7m Entire

Section		Overall	1400m	1200m	1000m	800m	600m	400m	Last 600m				
Field Times		1:35.80 (0:13.79)	1:22.01 (0:11.28)	1:10.73 (0:11.66)	0:59.07 (0:11.92)	0:47.15 (0:12.04)	0:35.11 (0:11.75)	0:23.36 (0:11.34)	0:35.11				
Rank	TAB Horse/Jockey	Barrier	Top Speed [km/h]	Fastest Section									Distance Travelled [m]
1	11 NORTHERN DECREE Robbie Dolan	10	65.6 400m	0:11.12 400m	1:35.80 [1] (0:14.44)	1:21.36 [6] (0:11.20)	1:10.16 [6] (0:11.66)	0:58.50 [6] (0:11.92)	0:46.58 [6] (0:11.98)	0:34.60 [6] (0:11.63)	0:22.97 [7] (0:11.12)	0:34.60	
2	3 RISING PACIFIC Tommy Berry	15	66.6 400m	0:11.20 1400m	1:35.92 [2] (0:14.45)	1:21.47 [7] (0:11.20)	1:10.27 [7] (0:11.70)	0:58.57 [7] (0:11.73)	0:46.84 [5] (0:12.02)	0:34.82 [5] (0:11.57)	0:23.25 [5] (0:11.24)	0:34.82	+7
3	6 TENZING James Orman	8	65.6 400m	0:11.13 400m	1:35.93 [3] (0:14.06)	1:21.87 [4] (0:11.35)	1:10.52 [4] (0:11.82)	0:58.70 [5] (0:12.08)	0:46.62 [7] (0:11.93)	0:34.69 [7] (0:11.53)	0:23.16 [6] (0:11.13)	0:34.69	+3
4	14 TOROVISTA Kyle Wilson-Taylor	3	65.4 Overall	0:11.28 1400m	1:36.01 [4] (0:13.79)	1:22.22 [1] (0:11.28)	1:10.94 [1] (0:11.66)	0:59.28 [1] (0:11.92)	0:47.36 [1] (0:12.04)	0:35.32 [1] (0:11.75)	0:23.57 [1] (0:11.34)	0:35.32	+1
5	7 STARZAM Vlad Duric	9	66.5 1400m	0:11.24 1400m	1:36.21 [5] (0:13.98)	1:22.23 [3] (0:11.24)	1:10.99 [2] (0:11.76)	0:59.23 [4] (0:11.96)	0:47.27 [4] (0:12.12)	0:35.15 [4] (0:11.57)	0:23.58 [4] (0:11.41)	0:35.15	+5
6	9 MAYFAIR SPIRIT Boris Thornton	2	64.5 400m	0:11.36 1400m	1:36.33 [6] (0:13.88)	1:22.45 [2] (0:11.36)	1:11.09 [3] (0:11.70)	0:59.39 [3] (0:11.95)	0:47.44 [2] (0:12.00)	0:35.44 [2] (0:11.64)	0:23.80 [3] (0:11.37)	0:35.44	-2
7	1 HYDE Damien Thornton	12	65.7 1400m	0:11.23 1400m	1:36.71 [7] (0:14.35)	1:22.36 [5] (0:11.23)	1:11.13 [5] (0:11.28)	0:59.85 [2] (0:12.06)	0:47.79 [3] (0:12.02)	0:35.77 [3] (0:11.55)	0:24.22 [2] (0:11.39)	0:35.77	+3

Scratched: Holstein (#2), Basarwa (#4), Evocator (#5), Lately (#8), Redwood Shadow (#10), Easy Dun (#12), Kirikan (#13), Misterkipchoge (#15)



Eagle Farm QLD Professional
Race 2: XXXX BENCHMARK 78 Handicap - 1600m
04 May 2024 - 12:04



Track Rating: Good 4, Weather: Overcast, Rail Position: +7m Entire

Section							200m			Last 600m	
Field Times							0:12.02			0:35.11	
Rank	TAB	Horse/Jockey	Barrier	Top Speed [km/h]	Fastest Section	Margin				Distance Travelled [m]	
1	11	NORTHERN DECREE Robbie Dolan	10	65.6 400m	0:11.12 400m	0:11.85 [6] (0:11.85)	1:35.80			0:34.60	
2	3	RISING PACIFIC Tommy Berry	15	66.6 400m	0:11.20 1400m	0:12.01 [5] (0:12.01)	0.73L			0:34.82	+7
3	6	TENZING James Orman	8	65.6 400m	0:11.13 400m	0:12.03 [3] (0:12.03)	0.76L			0:34.69	+3
4	14	TOROVISTA Kyle Wilson-Taylor	3	65.4 Overall	0:11.28 1400m	0:12.23 [1] (0:12.23)	1.28L			0:35.32	+1
5	7	STARZAM Vlad Duric	9	66.5 1400m	0:11.24 1400m	0:12.17 [7] (0:12.17)	2.41L			0:35.15	+5
6	9	MAYFAIR SPIRIT Boris Thornton	2	64.5 400m	0:11.36 1400m	0:12.43 [3] (0:12.43)	3.14L			0:35.44	-2
7	1	HYDE Damien Thornton	12	65.7 1400m	0:11.23 1400m	0:12.83 [2] (0:12.83)	5.4L			0:35.77	+3

Scratched: Holstein (#2), Basarwa (#4), Evocator (#5), Lately (#8), Redwood Shadow (#10), Easy Dun (#12), Kirikan (#13), Misterkipchoge (#15)



Horse/Jockey Name	Northern Decree
Final Rank	1
Fastest Section Time (Section)	0:11.12 (400m)
Top Speed [km/h] (Section)	65.6 (400m)
Race State	Finished



Eagle Farm QLD Professional

Race 2: XXXX BENCHMARK 78 Handicap - 1600m

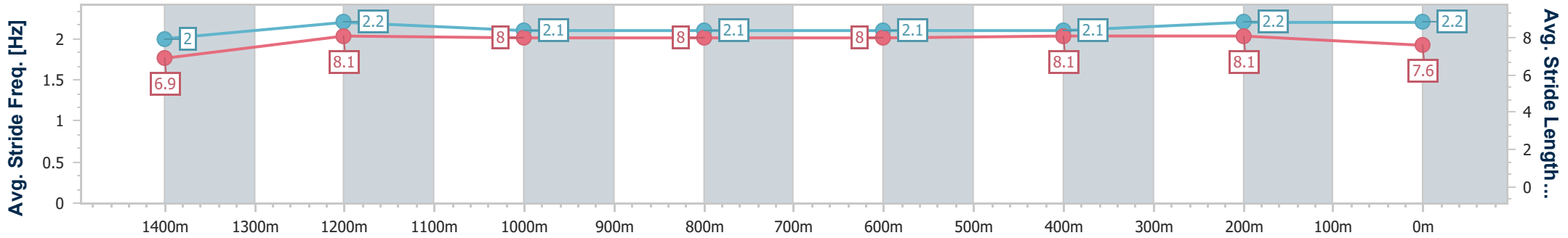
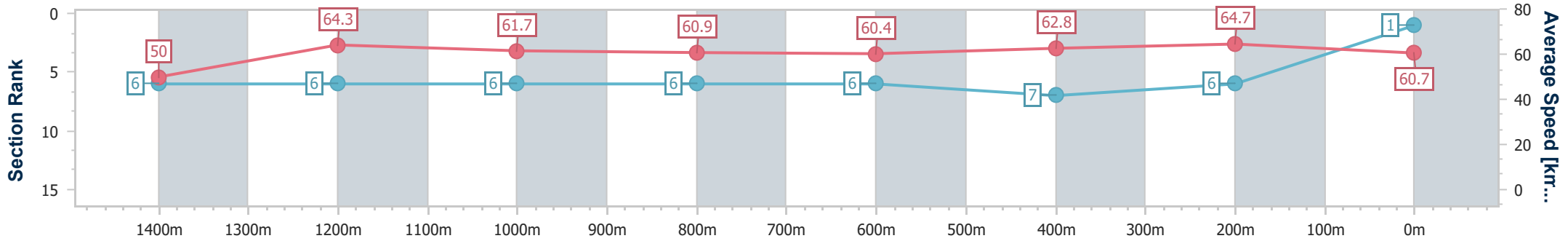
04 May 2024 - 12:04

Track Rating: Good 4, Weather: Overcast, Rail Position: +7m Entire



BRISBANE RACING CLUB

Section	Overall	1400m	1200m	1000m	800m	600m	400m	200m
Section Times	1:35.80 [1] (0:14.44)	1:21.36 [6] (0:11.20)	1:10.16 [6] (0:11.66)	0:58.50 [6] (0:11.92)	0:46.58 [6] (0:11.98)	0:34.60 [6] (0:11.63)	0:22.97 [7] (0:11.12)	0:11.85 [6] (0:11.85)
Average Speed [km/h]	50.0	64.3	61.7	60.9	60.4	62.8	64.7	60.7
Top Speed [km/h]	64.1	65.3	63.4	61.6	61.6	64.4	65.6	63.2
Avg. Dist. to Rail [m]	7.4	1.3	1.0	1.2	1.5	2.5	1.4	1.5
Avg. Stride Freq. [Hz]	2.0	2.2	2.1	2.1	2.1	2.1	2.2	2.2
Avg. Stride Length [m]	6.9	8.1	8.0	8.0	8.0	8.1	8.1	7.6



- [] Ranking at each section and finish
- .-.- No data available at this section
- NA No data available



Horse/Jockey Name	Rising Pacific
Final Rank	2
Fastest Section Time (Section)	0:11.20 (1400m)
Top Speed [km/h] (Section)	66.6 (400m)
Race State	Finished



Eagle Farm QLD Professional

Race 2: XXXX BENCHMARK 78 Handicap - 1600m

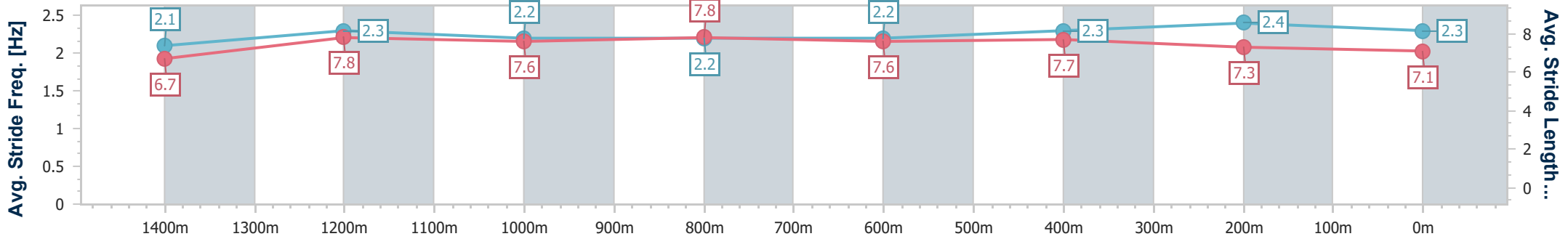
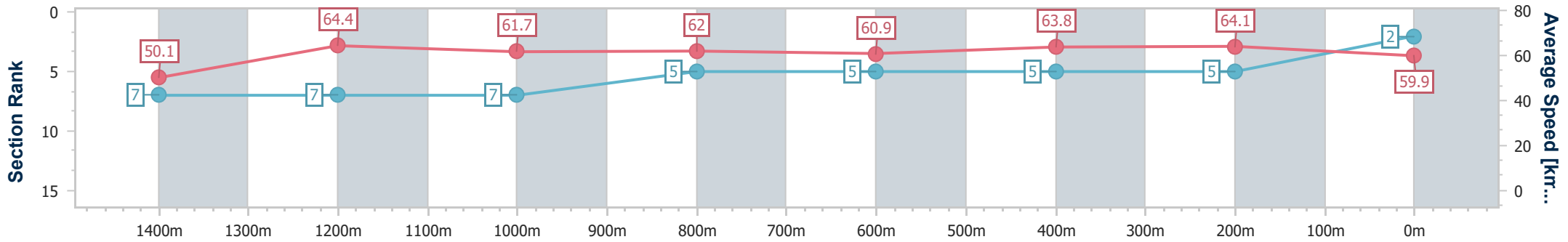
04 May 2024 - 12:04

Track Rating: Good 4, Weather: Overcast, Rail Position: +7m Entire



BRISBANE RACING CLUB

Section	Overall	1400m	1200m	1000m	800m	600m	400m	200m
Section Times	1:35.92 [2] (0:14.45)	1:21.47 [7] (0:11.20)	1:10.27 [7] (0:11.70)	0:58.57 [7] (0:11.73)	0:46.84 [5] (0:12.02)	0:34.82 [5] (0:11.57)	0:23.25 [5] (0:11.24)	0:12.01 [5] (0:12.01)
Average Speed [km/h]	50.1	64.4	61.7	62.0	60.9	63.8	64.1	59.9
Top Speed [km/h]	64.5	66.3	63.7	63.2	62.7	66.0	66.6	63.9
Avg. Dist. to Rail [m]	9.2	3.3	2.6	2.0	4.0	5.3	6.6	3.8
Avg. Stride Freq. [Hz]	2.1	2.3	2.2	2.2	2.2	2.3	2.4	2.3
Avg. Stride Length [m]	6.7	7.8	7.6	7.8	7.6	7.7	7.3	7.1



- [] Ranking at each section and finish
- .-.- No data available at this section
- NA No data available



Horse/Jockey Name	Tenzing
Final Rank	3
Fastest Section Time (Section)	0:11.13 (400m)
Top Speed [km/h] (Section)	65.6 (400m)
Race State	Finished



Eagle Farm QLD Professional

Race 2: XXXX BENCHMARK 78 Handicap - 1600m

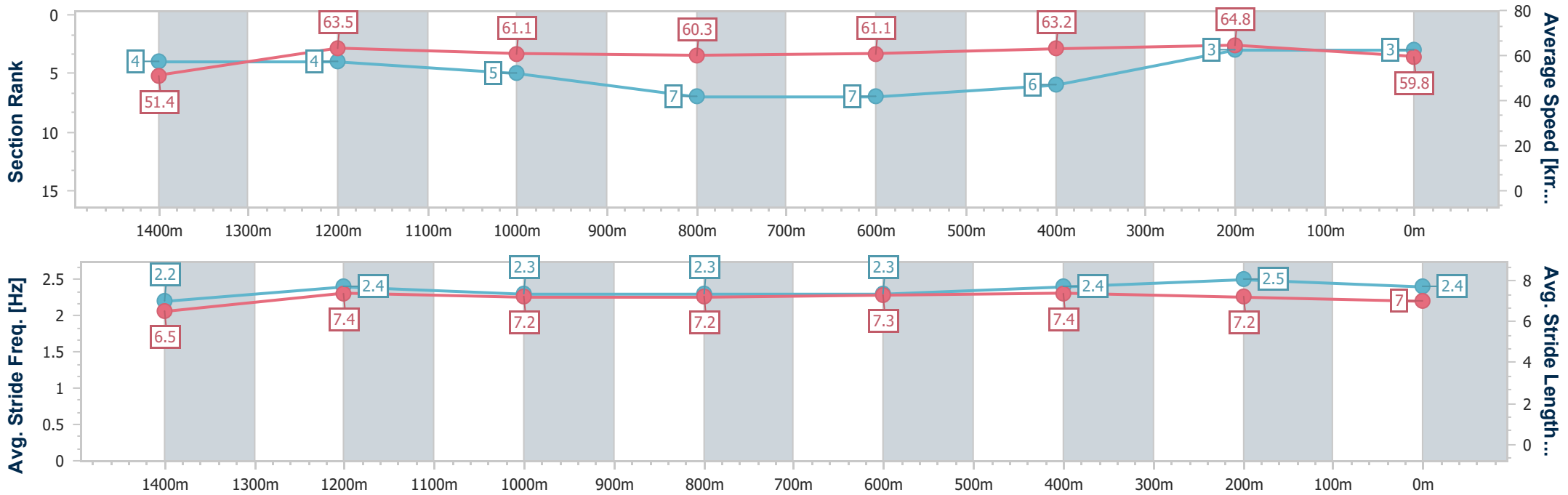
04 May 2024 - 12:04

Track Rating: Good 4, Weather: Overcast, Rail Position: +7m Entire



BRISBANE RACING CLUB

Section	Overall	1400m	1200m	1000m	800m	600m	400m	200m
Section Times	1:35.93 [3] (0:14.06)	1:21.87 [4] (0:11.35)	1:10.52 [4] (0:11.82)	0:58.70 [5] (0:12.08)	0:46.62 [7] (0:11.93)	0:34.69 [7] (0:11.53)	0:23.16 [6] (0:11.13)	0:12.03 [3] (0:12.03)
Average Speed [km/h]	51.4	63.5	61.1	60.3	61.1	63.2	64.8	59.8
Top Speed [km/h]	64.9	65.4	62.8	61.8	62.0	65.3	65.6	63.3
Avg. Dist. to Rail [m]	7.7	2.7	2.0	2.5	2.4	3.1	5.9	6.2
Avg. Stride Freq. [Hz]	2.2	2.4	2.3	2.3	2.3	2.4	2.5	2.4
Avg. Stride Length [m]	6.5	7.4	7.2	7.2	7.3	7.4	7.2	7.0



- [] Ranking at each section and finish
- .-.-.- No data available at this section
- NA No data available



Horse/Jockey Name	Torovista
Final Rank	4
Fastest Section Time (Section)	0:11.28 (1400m)
Top Speed [km/h] (Section)	65.4 (Overall)
Race State	Finished



Eagle Farm QLD Professional

Race 2: XXXX BENCHMARK 78 Handicap - 1600m

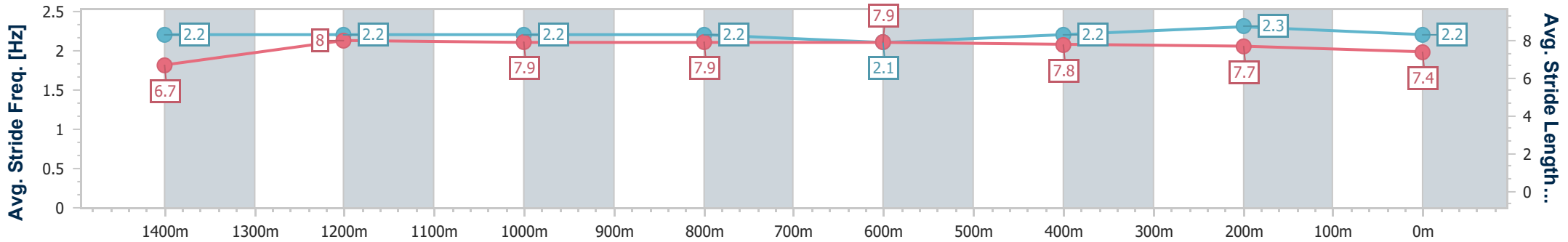
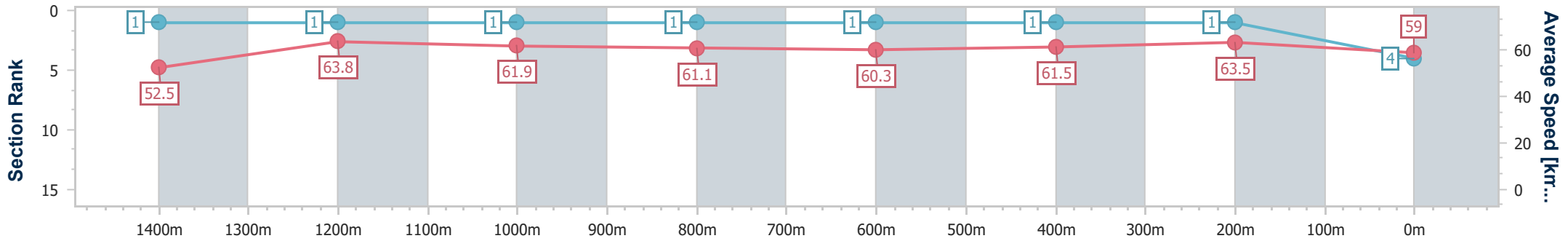
04 May 2024 - 12:04

Track Rating: Good 4, Weather: Overcast, Rail Position: +7m Entire



BRISBANE RACING CLUB

Section	Overall	1400m	1200m	1000m	800m	600m	400m	200m
Section Times	1:36.01 [4] (0:13.79)	1:22.22 [1] (0:11.28)	1:10.94 [1] (0:11.66)	0:59.28 [1] (0:11.92)	0:47.36 [1] (0:12.04)	0:35.32 [1] (0:11.75)	0:23.57 [1] (0:11.34)	0:12.23 [1] (0:12.23)
Average Speed [km/h]	52.5	63.8	61.9	61.1	60.3	61.5	63.5	59.0
Top Speed [km/h]	65.4	65.0	63.0	61.7	60.8	63.2	65.1	61.9
Avg. Dist. to Rail [m]	7.6	3.6	2.8	2.0	1.2	1.7	2.1	1.2
Avg. Stride Freq. [Hz]	2.2	2.2	2.2	2.2	2.1	2.2	2.3	2.2
Avg. Stride Length [m]	6.7	8.0	7.9	7.9	7.9	7.8	7.7	7.4



- [] Ranking at each section and finish
- .-.- No data available at this section
- NA No data available



Horse/Jockey Name	Starzam
Final Rank	5
Fastest Section Time (Section)	0:11.24 (1400m)
Top Speed [km/h] (Section)	66.5 (1400m)
Race State	Finished



Eagle Farm QLD Professional

Race 2: XXXX BENCHMARK 78 Handicap - 1600m

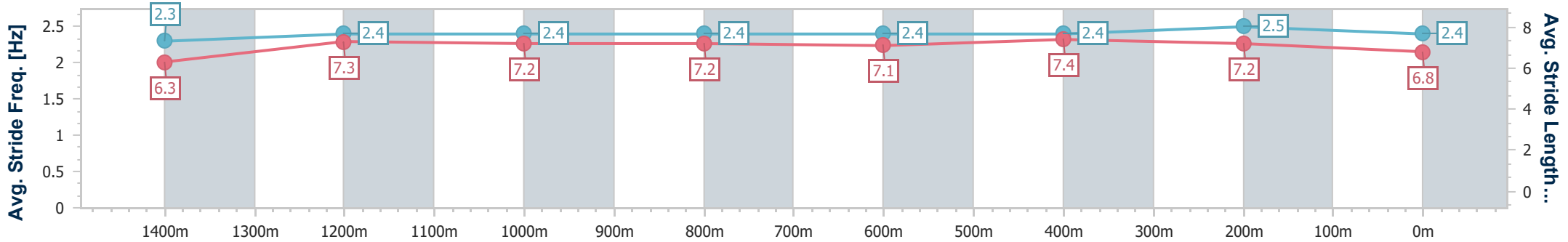
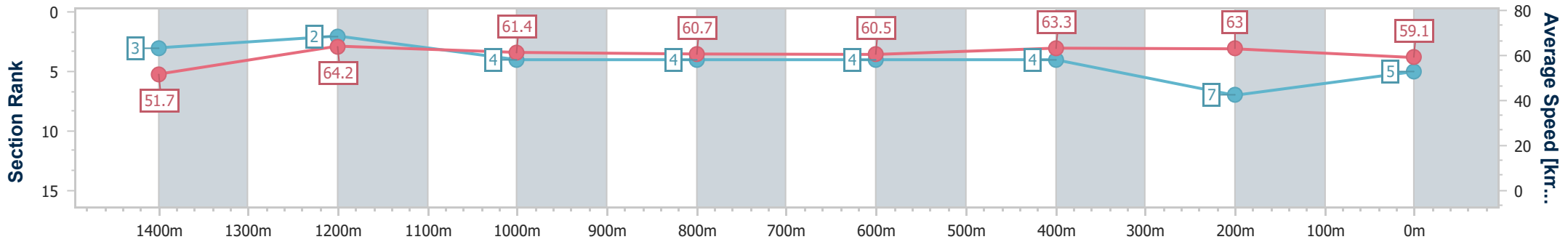
04 May 2024 - 12:04

Track Rating: Good 4, Weather: Overcast, Rail Position: +7m Entire



BRISBANE RACING CLUB

Section	Overall	1400m	1200m	1000m	800m	600m	400m	200m
Section Times	1:36.21 [5] (0:13.98)	1:22.23 [3] (0:11.24)	1:10.99 [2] (0:11.76)	0:59.23 [4] (0:11.96)	0:47.27 [4] (0:12.12)	0:35.15 [4] (0:11.57)	0:23.58 [4] (0:11.41)	0:12.17 [7] (0:12.17)
Average Speed [km/h]	51.7	64.2	61.4	60.7	60.5	63.3	63.0	59.1
Top Speed [km/h]	66.3	66.5	62.9	61.8	61.7	64.5	64.6	61.7
Avg. Dist. to Rail [m]	8.2	3.7	2.7	2.1	3.9	3.5	4.9	2.4
Avg. Stride Freq. [Hz]	2.3	2.4	2.4	2.4	2.4	2.4	2.5	2.4
Avg. Stride Length [m]	6.3	7.3	7.2	7.2	7.1	7.4	7.2	6.8



- [] Ranking at each section and finish
- .-.- No data available at this section
- NA No data available



Horse/Jockey Name	Mayfair Spirit
Final Rank	6
Fastest Section Time (Section)	0:11.36 (1400m)
Top Speed [km/h] (Section)	64.5 (400m)
Race State	Finished



Eagle Farm QLD Professional

Race 2: XXXX BENCHMARK 78 Handicap - 1600m

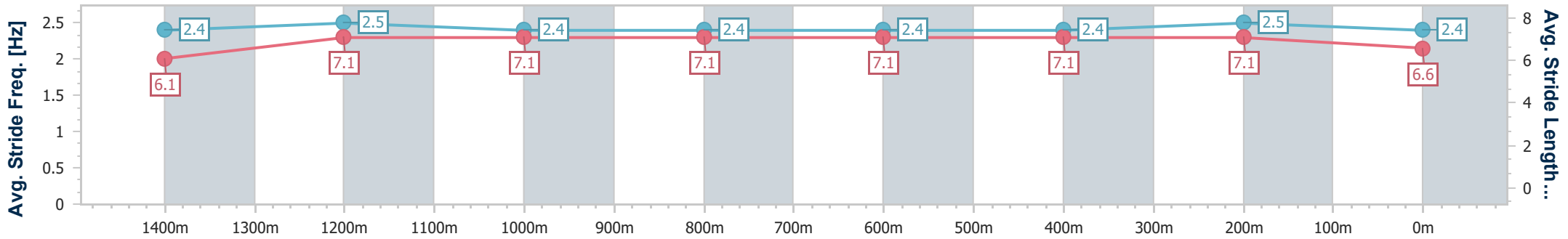
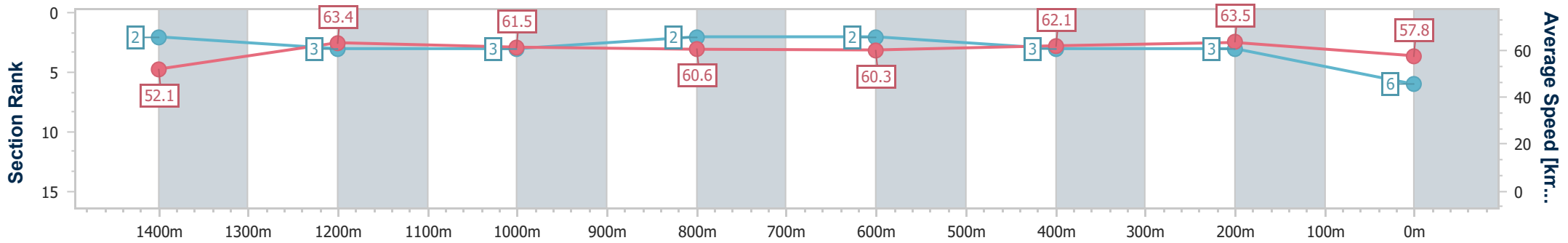
04 May 2024 - 12:04

Track Rating: Good 4, Weather: Overcast, Rail Position: +7m Entire



BRISBANE RACING CLUB

Section	Overall	1400m	1200m	1000m	800m	600m	400m	200m
Section Times	1:36.33 [6] (0:13.88)	1:22.45 [2] (0:11.36)	1:11.09 [3] (0:11.70)	0:59.39 [3] (0:11.95)	0:47.44 [2] (0:12.00)	0:35.44 [2] (0:11.64)	0:23.80 [3] (0:11.37)	0:12.43 [3] (0:12.43)
Average Speed [km/h]	52.1	63.4	61.5	60.6	60.3	62.1	63.5	57.8
Top Speed [km/h]	63.2	64.4	62.4	61.4	61.3	63.3	64.5	61.0
Avg. Dist. to Rail [m]	5.7	1.9	1.5	1.3	1.4	0.8	1.8	1.6
Avg. Stride Freq. [Hz]	2.4	2.5	2.4	2.4	2.4	2.4	2.5	2.4
Avg. Stride Length [m]	6.1	7.1	7.1	7.1	7.1	7.1	7.1	6.6



- [] Ranking at each section and finish
- .-.-.- No data available at this section
- NA No data available



Horse/Jockey Name	Hyde
Final Rank	7
Fastest Section Time (Section)	0:11.23 (1400m)
Top Speed [km/h] (Section)	65.7 (1400m)
Race State	Finished



Eagle Farm QLD Professional

Race 2: XXXX BENCHMARK 78 Handicap - 1600m

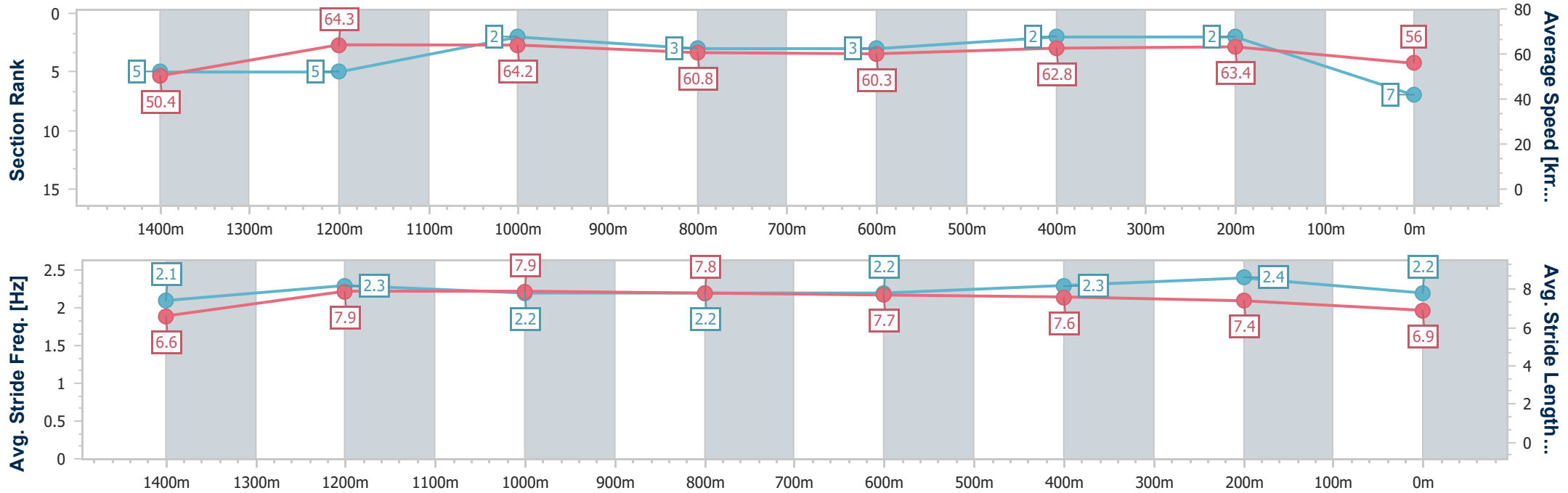
04 May 2024 - 12:04

Track Rating: Good 4, Weather: Overcast, Rail Position: +7m Entire



BRISBANE RACING CLUB

Section	Overall	1400m	1200m	1000m	800m	600m	400m	200m
Section Times	1:36.71 [7] (0:14.35)	1:22.36 [5] (0:11.23)	1:11.13 [5] (0:11.28)	0:59.85 [2] (0:12.06)	0:47.79 [3] (0:12.02)	0:35.77 [3] (0:11.55)	0:24.22 [2] (0:11.39)	0:12.83 [2] (0:12.83)
Average Speed [km/h]	50.4	64.3	64.2	60.8	60.3	62.8	63.4	56.0
Top Speed [km/h]	63.9	65.7	65.3	62.2	60.7	65.1	65.3	60.8
Avg. Dist. to Rail [m]	10.0	4.0	4.1	3.9	1.8	1.6	3.8	3.2
Avg. Stride Freq. [Hz]	2.1	2.3	2.2	2.2	2.2	2.3	2.4	2.2
Avg. Stride Length [m]	6.6	7.9	7.9	7.8	7.7	7.6	7.4	6.9



- [] Ranking at each section and finish
- .-.- No data available at this section
- NA No data available



Eagle Farm QLD Professional
Race 3: SEVEN FILLIES & MARES BENCHMARK 78 HANDICAP (4YO
only QTIS bonuses applicable) - 1200m
04 May 2024 - 12:39



Track Rating: Soft 5, Weather: Overcast, Rail Position: +7m Entire

Section		Overall	1000m	800m	600m	400m	200m	Last 600m					
Field Times		1:10.08 (0:13.14)	0:56.94 (0:10.68)	0:46.26 (0:11.38)	0:34.88 (0:11.51)	0:23.37 (0:11.13)	0:12.24 (0:12.24)	0:34.88					
Rank	TAB Horse/Jockey	Barrier	Top Speed [km/h]	Fastest Section							Margin	Distance Travelled [m]	
1	3 TYPHOON TAAVI Tahlia Fenlon	8	71.0 Overall	0:10.68 1000m	1:10.08 [1] (0:13.14)	0:56.94 [1] (0:10.68)	0:46.26 [1] (0:11.38)	0:34.88 [1] (0:11.51)	0:23.37 [1] (0:11.13)	0:12.24 [1] (0:12.24)	1:10.08	0:34.88	
2	8 MY SNOW QUEEN Robbie Dolan	1	67.9 1000m	0:10.84 1000m	1:10.46 [2] (0:13.37)	0:57.09 [4] (0:10.84)	0:46.25 [4] (0:11.47)	0:34.78 [3] (0:11.48)	0:23.30 [3] (0:11.07)	0:12.23 [2] (0:12.23)	2.27L	0:34.78	+4
3	13 TRES REDOUTE Samantha Collett	5	67.6 1000m	0:10.87 1000m	1:10.56 [3] (0:13.38)	0:57.18 [5] (0:10.87)	0:46.31 [5] (0:11.58)	0:34.73 [5] (0:11.55)	0:23.18 [6] (0:11.01)	0:12.17 [4] (0:12.17)	2.85L	0:34.73	+8
4	4 ARGYLE PINK Tommy Berry	7	68.7 1000m	0:10.76 1000m	1:10.58 [4] (0:13.29)	0:57.29 [3] (0:10.76)	0:46.53 [2] (0:11.46)	0:35.07 [2] (0:11.53)	0:23.54 [2] (0:11.23)	0:12.31 [3] (0:12.31)	2.97L	0:35.07	+10
5	7 ALL STASHED UP Vlad Duric	4	67.5 1000m	0:10.95 1000m	1:10.75 [5] (0:13.61)	0:57.14 [6] (0:10.95)	0:46.19 [6] (0:11.52)	0:34.67 [7] (0:11.46)	0:23.21 [7] (0:11.14)	0:12.07 [6] (0:12.07)	3.94L	0:34.67	+5
6	9 SHOHEI Cejay Graham	13	69.5 Overall	0:10.90 1000m	1:10.86 [6] (0:13.26)	0:57.60 [2] (0:10.90)	0:46.70 [3] (0:11.55)	0:35.15 [4] (0:11.59)	0:23.56 [4] (0:11.17)	0:12.39 [5] (0:12.39)	4.59L	0:35.15	+12
7	10 SEA RIPPLE Kyle Wilson-Taylor	2	66.6 1000m	0:11.02 1000m	1:11.08 [7] (0:13.68)	0:57.40 [7] (0:11.02)	0:46.38 [7] (0:11.21)	0:35.17 [6] (0:11.40)	0:23.77 [5] (0:11.39)	0:12.38 [7] (0:12.38)	5.9L	0:35.17	+3
8	12 JUST LET IT OUT Mark Du Plessis	6	67.9 1000m	0:10.95 1000m	1:11.24 [8] (0:13.89)	0:57.35 [9] (0:10.95)	0:46.40 [9] (0:11.38)	0:35.02 [8] (0:11.35)	0:23.67 [8] (0:11.30)	0:12.37 [8] (0:12.37)	6.82L	0:35.02	+7
9	6 ALAMIRA James Orman	3	66.7 1000m	0:11.00 1000m	1:11.46 [9] (0:13.78)	0:57.68 [8] (0:11.00)	0:46.68 [8] (0:11.57)	0:35.11 [9] (0:11.54)	0:23.57 [9] (0:11.37)	0:12.20 [9] (0:12.20)	8.14L	0:35.11	+6

Scratched: Bitcoin Baby (#2), Outlawed (#1), Minks Star (#5), Crazy In Love (#11)



Horse/Jockey Name	Typhoon Taavi
Final Rank	1
Fastest Section Time (Section)	0:10.68 (1000m)
Top Speed [km/h] (Section)	71.0 (Overall)
Race State	Finished



Eagle Farm QLD Professional
 Race 3: SEVEN FILLIES & MARES BENCHMARK 78 HANDICAP
 (4YO only QTIS bonuses applicable) - 1200m

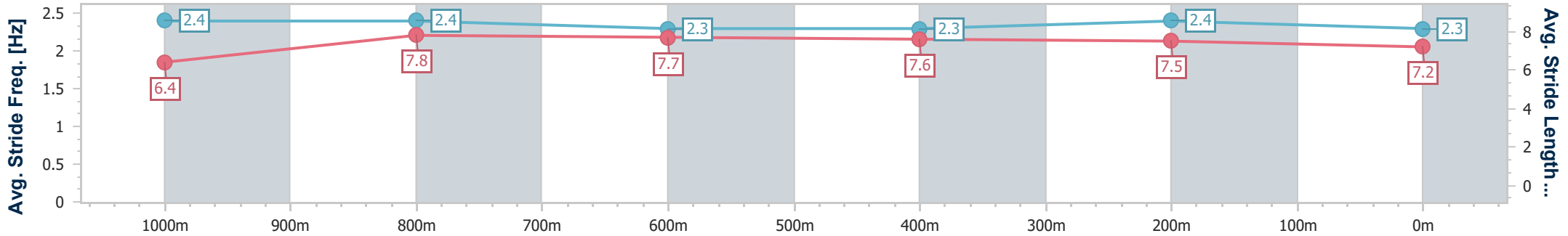
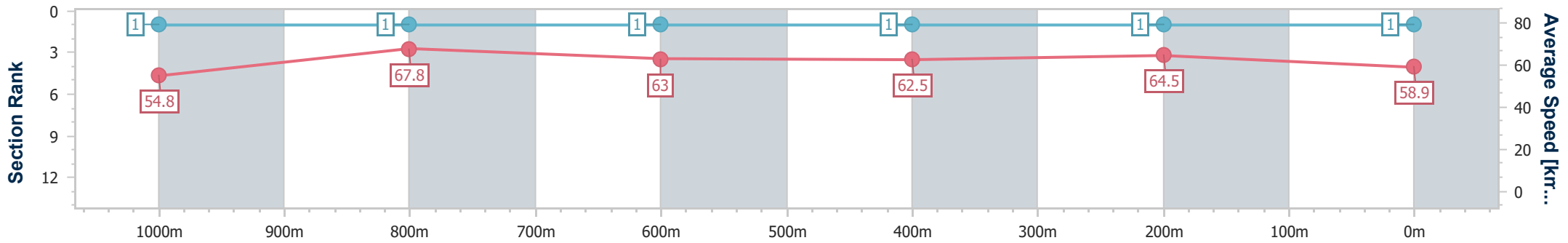


BRISBANE
 RACING CLUB

04 May 2024 - 12:39

Track Rating: Soft 5, Weather: Overcast, Rail Position: +7m Entire

Section	Overall	1000m	800m	600m	400m	200m
Section Times	1:10.08 [1] (0:13.14)	0:56.94 [1] (0:10.68)	0:46.26 [1] (0:11.38)	0:34.88 [1] (0:11.51)	0:23.37 [1] (0:11.13)	0:12.24 [1] (0:12.24)
Average Speed [km/h]	54.8	67.8	63.0	62.5	64.5	58.9
Top Speed [km/h]	71.0	71.0	64.4	63.5	66.0	62.8
Avg. Dist. to Rail [m]	6.6	1.2	1.3	0.6	2.5	2.8
Avg. Stride Freq. [Hz]	2.4	2.4	2.3	2.3	2.4	2.3
Avg. Stride Length [m]	6.4	7.8	7.7	7.6	7.5	7.2



- [] Ranking at each section and finish
- .-.- No data available at this section
- NA No data available



Horse/Jockey Name	My Snow Queen
Final Rank	2
Fastest Section Time (Section)	0:10.84 (1000m)
Top Speed [km/h] (Section)	67.9 (1000m)
Race State	Finished



Eagle Farm QLD Professional
 Race 3: SEVEN FILLIES & MARES BENCHMARK 78 HANDICAP
 (4YO only QTIS bonuses applicable) - 1200m

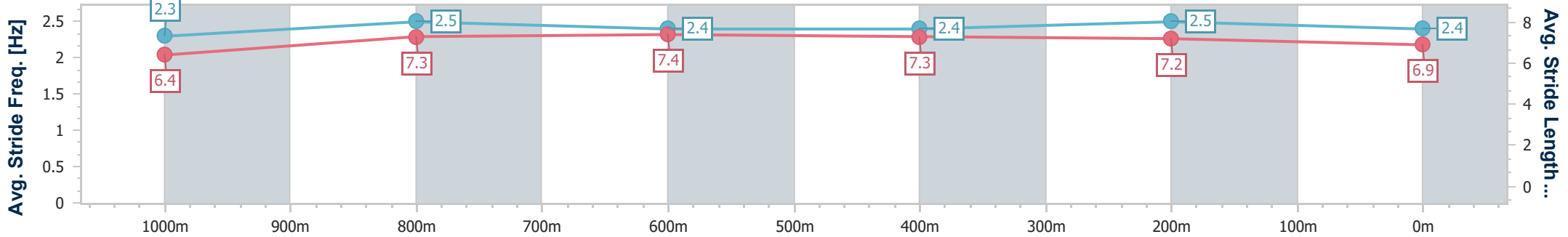
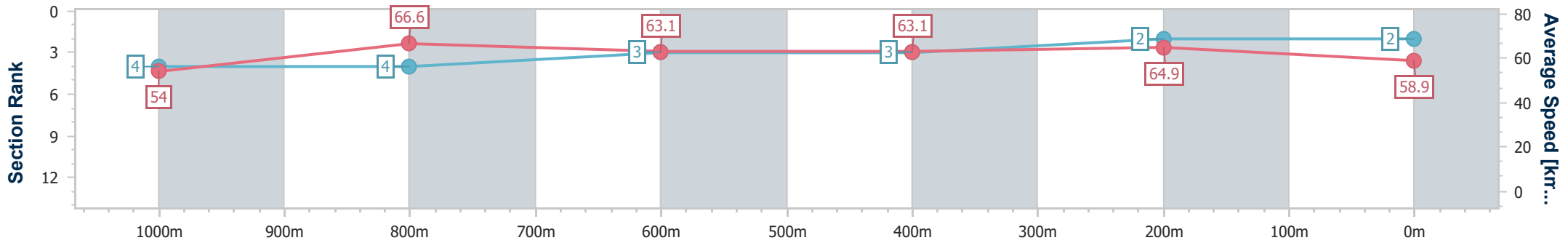


BRISBANE
 RACING CLUB

04 May 2024 - 12:39

Track Rating: Soft 5, Weather: Overcast, Rail Position: +7m Entire

Section	Overall	1000m	800m	600m	400m	200m
Section Times	1:10.46 [2] (0:13.37)	0:57.09 [4] (0:10.84)	0:46.25 [4] (0:11.47)	0:34.78 [3] (0:11.48)	0:23.30 [3] (0:11.07)	0:12.23 [2] (0:12.23)
Average Speed [km/h]	54.0	66.6	63.1	63.1	64.9	58.9
Top Speed [km/h]	66.9	67.9	66.2	64.5	65.8	62.9
Avg. Dist. to Rail [m]	0.3	1.2	1.2	0.8	0.8	1.0
Avg. Stride Freq. [Hz]	2.3	2.5	2.4	2.4	2.5	2.4
Avg. Stride Length [m]	6.4	7.3	7.4	7.3	7.2	6.9



- [] Ranking at each section and finish
- .-.- No data available at this section
- NA No data available



Horse/Jockey Name	Tres Redoute
Final Rank	3
Fastest Section Time (Section)	0:10.87 (1000m)
Top Speed [km/h] (Section)	67.6 (1000m)
Race State	Finished



Eagle Farm QLD Professional
 Race 3: SEVEN FILLIES & MARES BENCHMARK 78 HANDICAP
 (4YO only QTIS bonuses applicable) - 1200m

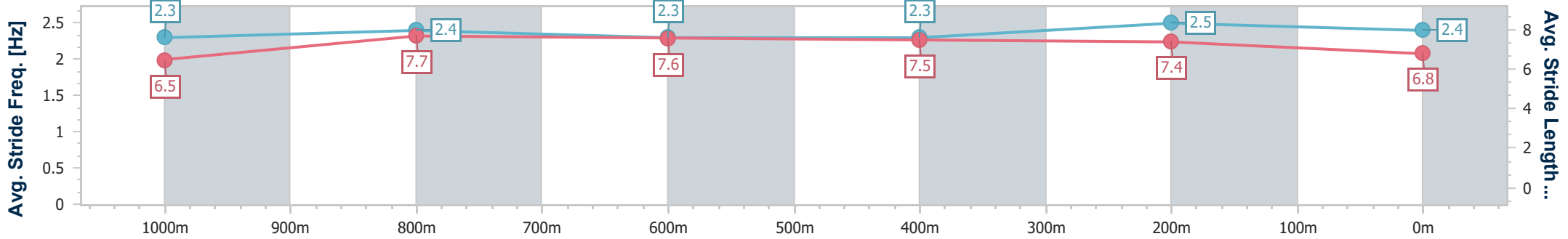
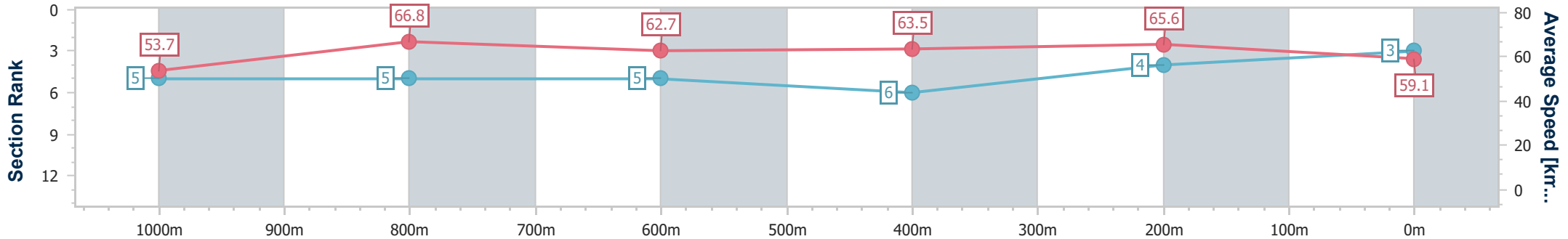


BRISBANE
 RACING CLUB

04 May 2024 - 12:39

Track Rating: Soft 5, Weather: Overcast, Rail Position: +7m Entire

Section	Overall	1000m	800m	600m	400m	200m
Section Times	1:10.56 [3] (0:13.38)	0:57.18 [5] (0:10.87)	0:46.31 [5] (0:11.58)	0:34.73 [5] (0:11.55)	0:23.18 [6] (0:11.01)	0:12.17 [4]
Average Speed [km/h]	53.7	66.8	62.7	63.5	65.6	59.1
Top Speed [km/h]	67.2	67.6	64.5	65.3	66.7	63.3
Avg. Dist. to Rail [m]	3.3	1.3	1.9	4.0	8.2	6.7
Avg. Stride Freq. [Hz]	2.3	2.4	2.3	2.3	2.5	2.4
Avg. Stride Length [m]	6.5	7.7	7.6	7.5	7.4	6.8



- [] Ranking at each section and finish
- .-.- No data available at this section
- NA No data available



Horse/Jockey Name	Argyle Pink
Final Rank	4
Fastest Section Time (Section)	0:10.76 (1000m)
Top Speed [km/h] (Section)	68.7 (1000m)
Race State	Finished



Eagle Farm QLD Professional
 Race 3: SEVEN FILLIES & MARES BENCHMARK 78 HANDICAP
 (4YO only QTIS bonuses applicable) - 1200m

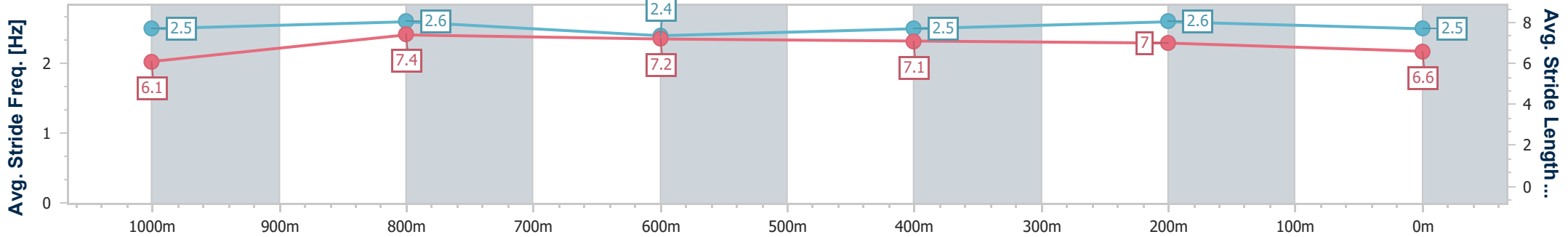
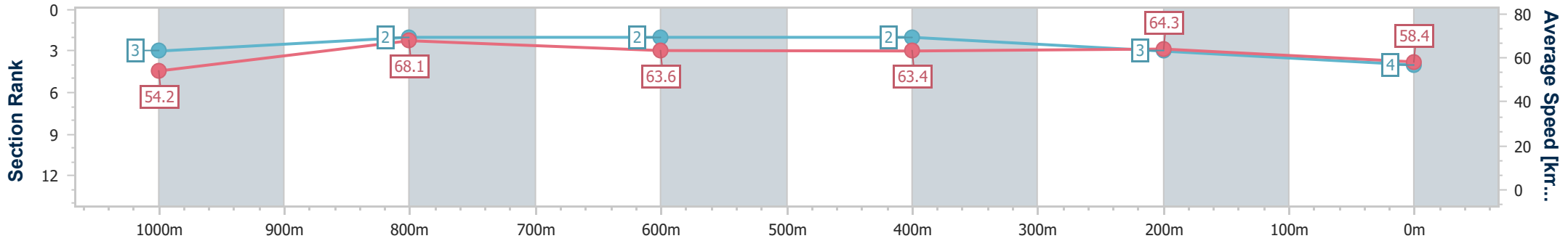


BRISBANE
 RACING CLUB

04 May 2024 - 12:39

Track Rating: Soft 5, Weather: Overcast, Rail Position: +7m Entire

Section	Overall	1000m	800m	600m	400m	200m
Section Times	1:10.58 [4] (0:13.29)	0:57.29 [3] (0:10.76)	0:46.53 [2] (0:11.46)	0:35.07 [2] (0:11.53)	0:23.54 [2] (0:11.23)	0:12.31 [3] (0:12.31)
Average Speed [km/h]	54.2	68.1	63.6	63.4	64.3	58.4
Top Speed [km/h]	68.4	68.7	66.3	65.4	65.5	62.3
Avg. Dist. to Rail [m]	6.1	2.6	2.9	3.8	6.6	6.6
Avg. Stride Freq. [Hz]	2.5	2.6	2.4	2.5	2.6	2.5
Avg. Stride Length [m]	6.1	7.4	7.2	7.1	7.0	6.6



- [] Ranking at each section and finish
- .-.- No data available at this section
- NA No data available



Horse/Jockey Name	All Stashed Up
Final Rank	5
Fastest Section Time (Section)	0:10.95 (1000m)
Top Speed [km/h] (Section)	67.5 (1000m)
Race State	Finished



Eagle Farm QLD Professional
 Race 3: SEVEN FILLIES & MARES BENCHMARK 78 HANDICAP
 (4YO only QTIS bonuses applicable) - 1200m

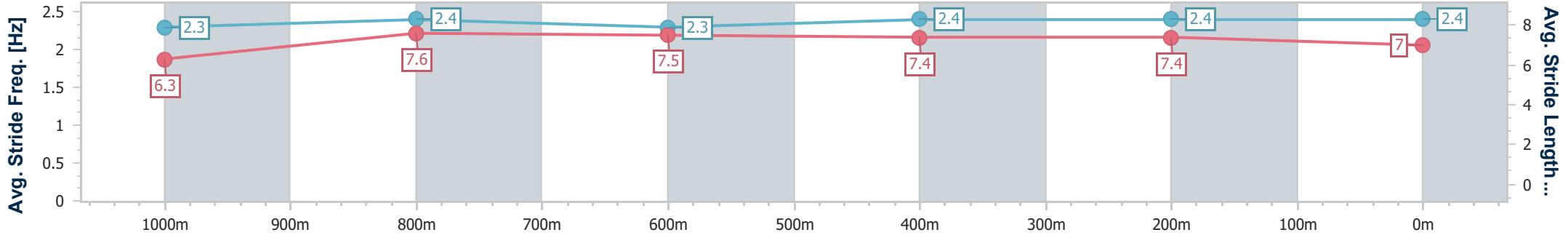
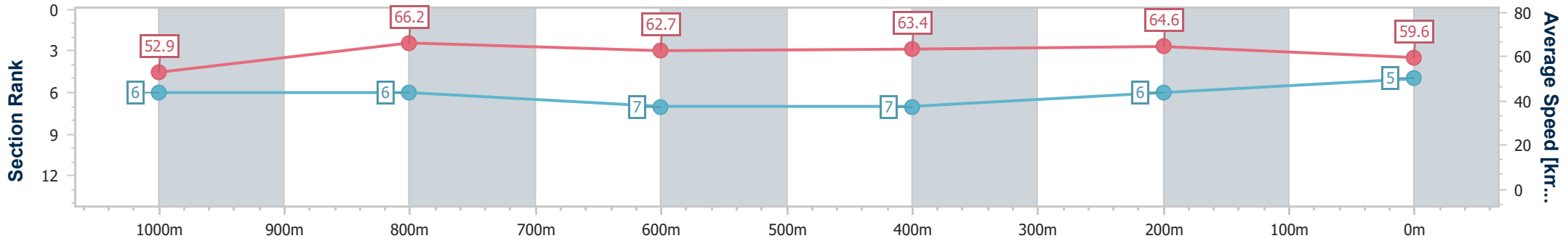


BRISBANE
 RACING CLUB

04 May 2024 - 12:39

Track Rating: Soft 5, Weather: Overcast, Rail Position: +7m Entire

Section	Overall	1000m	800m	600m	400m	200m
Section Times	1:10.75 [5] (0:13.61)	0:57.14 [6] (0:10.95)	0:46.19 [6] (0:11.52)	0:34.67 [7] (0:11.46)	0:23.21 [7] (0:11.14)	0:12.07 [6] (0:12.07)
Average Speed [km/h]	52.9	66.2	62.7	63.4	64.6	59.6
Top Speed [km/h]	66.6	67.5	64.1	65.2	65.6	62.9
Avg. Dist. to Rail [m]	2.8	0.8	0.9	2.3	8.3	6.6
Avg. Stride Freq. [Hz]	2.3	2.4	2.3	2.4	2.4	2.4
Avg. Stride Length [m]	6.3	7.6	7.5	7.4	7.4	7.0



- [] Ranking at each section and finish
- .-.- No data available at this section
- NA No data available



Horse/Jockey Name	Shohei
Final Rank	6
Fastest Section Time (Section)	0:10.90 (1000m)
Top Speed [km/h] (Section)	69.5 (Overall)
Race State	Finished



Eagle Farm QLD Professional
 Race 3: SEVEN FILLIES & MARES BENCHMARK 78 HANDICAP
 (4YO only QTIS bonuses applicable) - 1200m

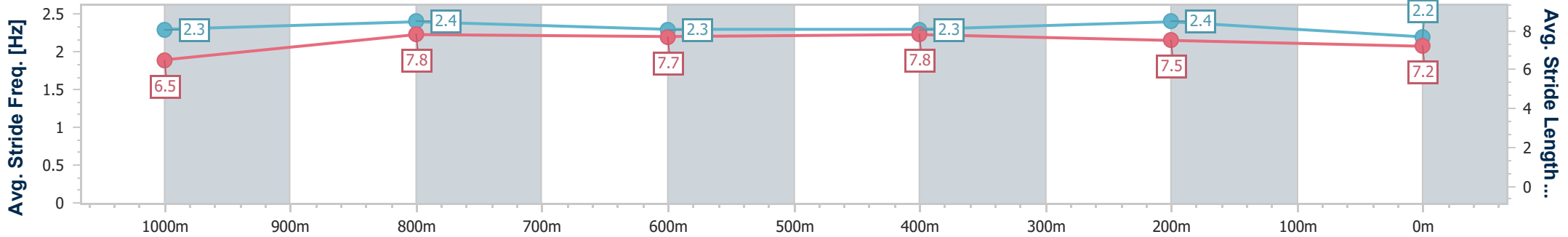
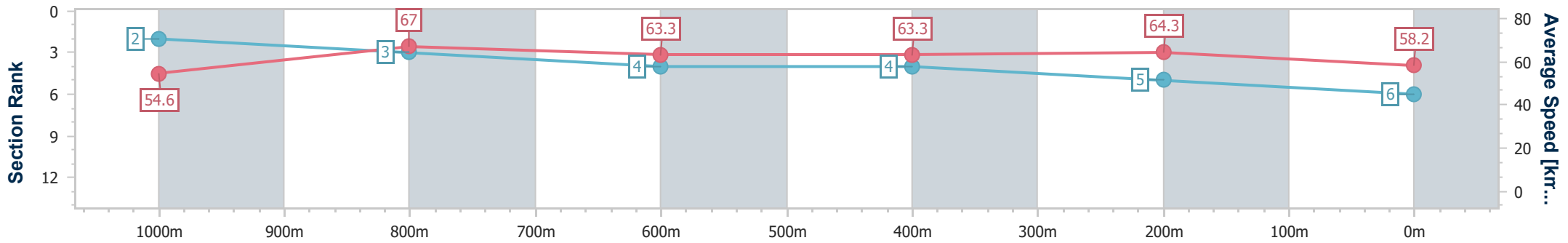


BRISBANE
 RACING CLUB

04 May 2024 - 12:39

Track Rating: Soft 5, Weather: Overcast, Rail Position: +7m Entire

Section	Overall	1000m	800m	600m	400m	200m
Section Times	1:10.86 [6] (0:13.26)	0:57.60 [2] (0:10.90)	0:46.70 [3] (0:11.55)	0:35.15 [4] (0:11.59)	0:23.56 [4] (0:11.17)	0:12.39 [5] (0:12.39)
Average Speed [km/h]	54.6	67.0	63.3	63.3	64.3	58.2
Top Speed [km/h]	69.5	68.8	65.7	65.0	66.1	61.7
Avg. Dist. to Rail [m]	7.8	3.0	3.1	4.0	6.4	4.0
Avg. Stride Freq. [Hz]	2.3	2.4	2.3	2.3	2.4	2.2
Avg. Stride Length [m]	6.5	7.8	7.7	7.8	7.5	7.2



- [] Ranking at each section and finish
- .-.- No data available at this section
- NA No data available



Horse/Jockey Name	Sea Ripple
Final Rank	7
Fastest Section Time (Section)	0:11.02 (1000m)
Top Speed [km/h] (Section)	66.6 (1000m)
Race State	Finished



Eagle Farm QLD Professional
 Race 3: SEVEN FILLIES & MARES BENCHMARK 78 HANDICAP
 (4YO only QTIS bonuses applicable) - 1200m

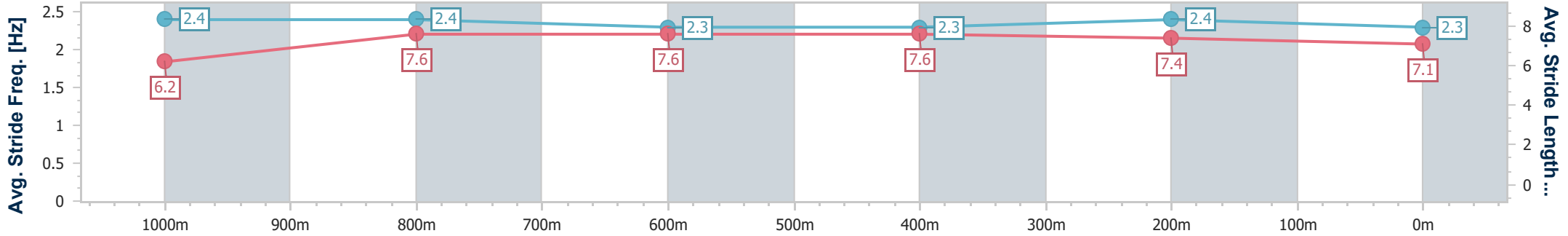
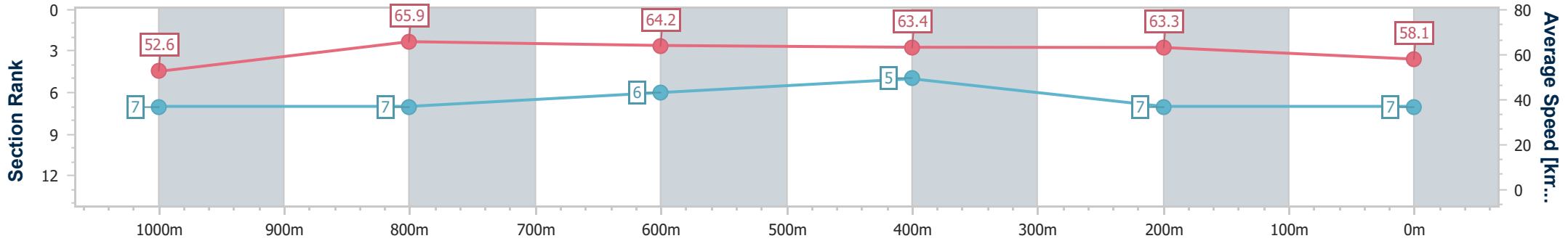


BRISBANE
 RACING CLUB

04 May 2024 - 12:39

Track Rating: Soft 5, Weather: Overcast, Rail Position: +7m Entire

Section	Overall	1000m	800m	600m	400m	200m
Section Times	1:11.08 [7] (0:13.68)	0:57.40 [7] (0:11.02)	0:46.38 [7] (0:11.21)	0:35.17 [6] (0:11.40)	0:23.77 [5] (0:11.39)	0:12.38 [7] (0:12.38)
Average Speed [km/h]	52.6	65.9	64.2	63.4	63.3	58.1
Top Speed [km/h]	66.3	66.6	66.0	65.0	64.7	60.8
Avg. Dist. to Rail [m]	1.9	1.2	0.2	0.9	2.0	1.4
Avg. Stride Freq. [Hz]	2.4	2.4	2.3	2.3	2.4	2.3
Avg. Stride Length [m]	6.2	7.6	7.6	7.6	7.4	7.1



- [] Ranking at each section and finish
- .-.- No data available at this section
- NA No data available



Horse/Jockey Name	Just Let It Out
Final Rank	8
Fastest Section Time (Section)	0:10.95 (1000m)
Top Speed [km/h] (Section)	67.9 (1000m)
Race State	Finished



Eagle Farm QLD Professional
 Race 3: SEVEN FILLIES & MARES BENCHMARK 78 HANDICAP
 (4YO only QTIS bonuses applicable) - 1200m

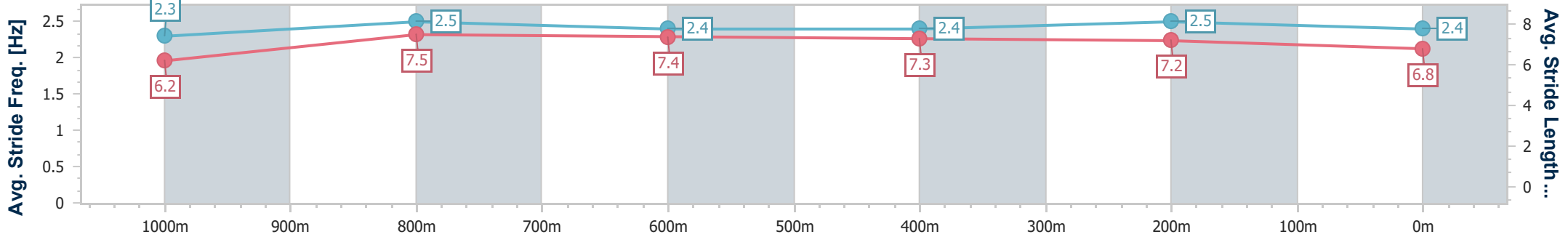
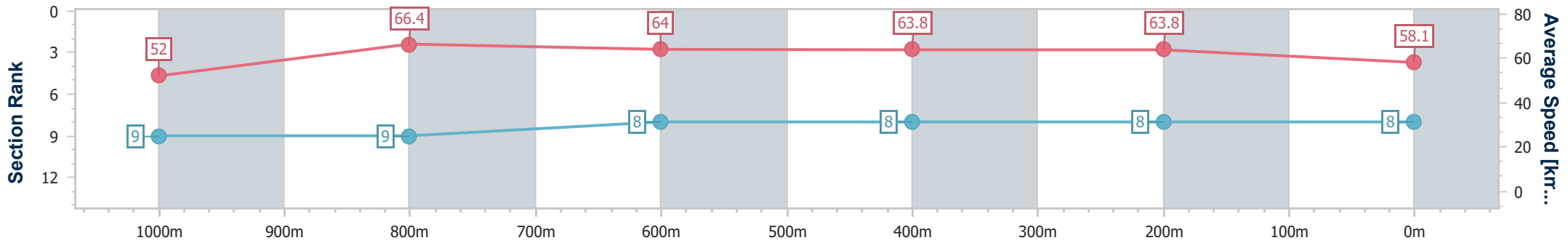


BRISBANE
 RACING CLUB

04 May 2024 - 12:39

Track Rating: Soft 5, Weather: Overcast, Rail Position: +7m Entire

Section	Overall	1000m	800m	600m	400m	200m
Section Times	1:11.24 [8] (0:13.89)	0:57.35 [9] (0:10.95)	0:46.40 [9] (0:11.38)	0:35.02 [8] (0:11.35)	0:23.67 [8] (0:11.30)	0:12.37 [8] (0:12.37)
Average Speed [km/h]	52.0	66.4	64.0	63.8	63.8	58.1
Top Speed [km/h]	66.1	67.9	67.7	65.4	65.5	61.2
Avg. Dist. to Rail [m]	3.7	2.2	2.1	1.5	1.0	0.4
Avg. Stride Freq. [Hz]	2.3	2.5	2.4	2.4	2.5	2.4
Avg. Stride Length [m]	6.2	7.5	7.4	7.3	7.2	6.8



- [] Ranking at each section and finish
- .-.- No data available at this section
- NA No data available



Horse/Jockey Name	Alamira
Final Rank	9
Fastest Section Time (Section)	0:11.00 (1000m)
Top Speed [km/h] (Section)	66.7 (1000m)
Race State	Finished



Eagle Farm QLD Professional
 Race 3: SEVEN FILLIES & MARES BENCHMARK 78 HANDICAP
 (4YO only QTIS bonuses applicable) - 1200m

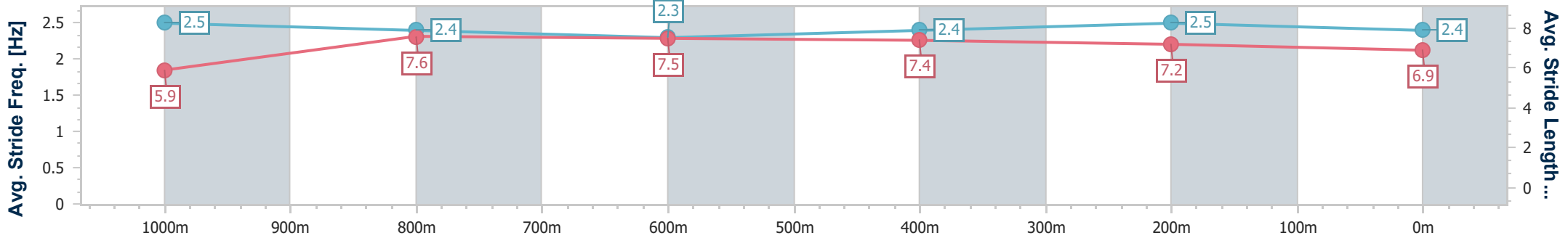
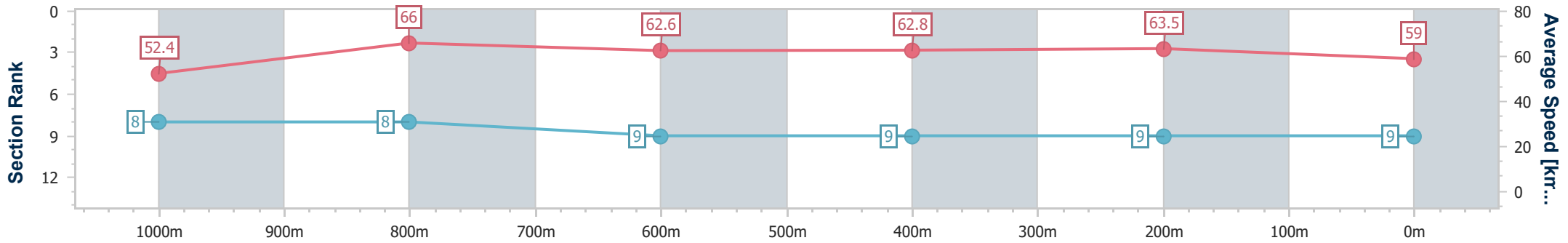


BRISBANE
 RACING CLUB

04 May 2024 - 12:39

Track Rating: Soft 5, Weather: Overcast, Rail Position: +7m Entire

Section	Overall	1000m	800m	600m	400m	200m
Section Times	1:11.46 [9] (0:13.78)	0:57.68 [8] (0:11.00)	0:46.68 [8] (0:11.57)	0:35.11 [9] (0:11.54)	0:23.57 [9] (0:11.37)	0:12.20 [9] (0:12.20)
Average Speed [km/h]	52.4	66.0	62.6	62.8	63.5	59.0
Top Speed [km/h]	65.5	66.7	66.3	65.1	65.0	62.4
Avg. Dist. to Rail [m]	2.5	1.4	1.4	2.2	6.5	5.2
Avg. Stride Freq. [Hz]	2.5	2.4	2.3	2.4	2.5	2.4
Avg. Stride Length [m]	5.9	7.6	7.5	7.4	7.2	6.9



- [] Ranking at each section and finish
- .-.- No data available at this section
- NA No data available



Eagle Farm QLD Professional

Race 4: MORETON HIRE BENCHMARK 85 Handicap - 1400m

04 May 2024 - 13:15



BRISBANE
RACING CLUB

Track Rating: Soft 5, Weather: Overcast, Rail Position: +7m Entire

Section												Last 600m					
Field Times												0:34.63					
	Overall	1200m	1000m	800m	600m	400m											
	1:22.15 (0:13.80)	1:08.35 (0:10.92)	0:57.43 (0:11.38)	0:46.05 (0:11.42)	0:34.63 (0:11.31)	0:23.32 (0:11.23)											
Rank	TAB	Horse/Jockey	Barrier	Top Speed [km/h]	Fastest Section												Distance Travelled [m]
1	3	ZOE'S PROMISE Andrew Mallyon	2	66.8 1200m	0:10.92 1200m	1:22.15 [1] (0:13.80)	1:08.35 [2] (0:10.92)	0:57.43 [1] (0:11.38)	0:46.05 [1] (0:11.42)	0:34.63 [1] (0:11.31)	0:23.32 [1] (0:11.23)	0:34.63					
2	1	SEA RAIDER Dan McGillivray	5	67.1 1200m	0:10.97 1200m	1:22.81 [2] (0:13.94)	1:08.87 [4] (0:10.97)	0:57.90 [3] (0:11.37)	0:46.53 [2] (0:11.53)	0:35.00 [3] (0:11.26)	0:23.74 [3] (0:11.41)	0:35.00	-3				
3	8	EVOCATOR Cejay Graham	6	67.1 400m	0:10.94 400m	1:23.02 [3] (0:14.73)	1:08.29 [10] (0:11.53)	0:56.76 [10] (0:11.25)	0:45.51 [10] (0:11.42)	0:34.09 [11] (0:11.10)	0:22.99 [10] (0:10.94)	0:34.09	-5				
4	9	OUTLAWED Martin Harley	13	66.8 400m	0:11.01 400m	1:23.10 [4] (0:15.04)	1:08.06 [12] (0:11.44)	0:56.62 [12] (0:11.22)	0:45.40 [12] (0:11.36)	0:34.04 [12] (0:11.07)	0:22.97 [11] (0:11.01)	0:34.04	-4				
5	11	BLAKMAX Angela Jones	3	66.2 1200m	0:11.06 1200m	1:23.10 [5] (0:13.80)	1:09.30 [1] (0:11.06)	0:58.24 [2] (0:11.45)	0:46.79 [3] (0:11.43)	0:35.36 [2] (0:11.30)	0:24.06 [2] (0:11.61)	0:35.36	-2				
6	6	HOLLYWOOD NORTH Bailey Wheeler	8	67.1 600m	0:10.91 600m	1:23.29 [6] (0:14.52)	1:08.77 [9] (0:11.45)	0:57.32 [9] (0:11.26)	0:46.06 [9] (0:11.49)	0:34.57 [9] (0:10.91)	0:23.66 [7] (0:11.42)	0:34.57	+3				
7	10	BEEF WEEK PRINCESS Samantha Collett	11	66.0 1200m	0:11.10 1200m	1:23.31 [7] (0:13.84)	1:09.47 [3] (0:11.10)	0:58.37 [4] (0:11.59)	0:46.78 [4] (0:11.43)	0:35.35 [5] (0:11.26)	0:24.09 [4] (0:11.55)	0:35.35	-3				
8	13	CONSTANT CAFE Mark Du Plessis	12	66.0 1200m	0:11.08 1200m	1:23.35 [8] (0:14.00)	1:09.35 [5] (0:11.08)	0:58.27 [5] (0:11.48)	0:46.79 [5] (0:11.38)	0:35.41 [4] (0:11.33)	0:24.08 [5] (0:11.47)	0:35.41	-3				
9	4	LINTHORPE LAD Damien Thornton	7	65.5 600m	0:11.23 1200m	1:23.39 [9] (0:14.10)	1:09.29 [6] (0:11.23)	0:58.06 [6] (0:11.42)	0:46.64 [6] (0:11.48)	0:35.16 [6] (0:11.32)	0:23.84 [6] (0:11.40)	0:35.16	+1				
10	5	HYPE Boris Thornton	9	67.0 600m	0:11.06 600m	1:23.72 [10] (0:14.83)	1:08.89 [11] (0:11.49)	0:57.40 [11] (0:11.20)	0:46.20 [11] (0:11.40)	0:34.80 [10] (0:11.06)	0:23.74 [9] (0:11.25)	0:34.80	+1				

Scratched: Alamira (#12)



Eagle Farm QLD Professional

Race 4: MORETON HIRE BENCHMARK 85 Handicap - 1400m

04 May 2024 - 13:15



BRISBANE
RACING CLUB

Track Rating: Soft 5, Weather: Overcast, Rail Position: +7m Entire

Section	Overall	1200m	1000m	800m	600m	400m	Last 600m
Field Times	1:22.15 (0:13.80)	1:08.35 (0:10.92)	0:57.43 (0:11.38)	0:46.05 (0:11.42)	0:34.63 (0:11.31)	0:23.32 (0:11.23)	0:34.63

Rank	TAB	Horse/Jockey	Barrier	Top Speed [km/h]	Fastest Section	Overall	1200m	1000m	800m	600m	400m	Last 600m	Distance Travelled [m]
11	2	MILITARY GAMBLER Jake Bayliss	1	65.6 600m	0:11.25 600m	1:24.22 [11] (0:14.30)	1:09.92 [7] (0:11.44)	0:58.48 [7] (0:11.32)	0:47.16 [7] (0:11.45)	0:35.71 [7] (0:11.25)	0:24.46 [8] (0:11.46)	0:35.71	-4
12	7	SAYL Robbie Dolan	4	65.2 1000m	0:11.35 1000m	1:24.40 [12] (0:14.31)	1:10.09 [8] (0:11.46)	0:58.63 [8] (0:11.35)	0:47.28 [8] (0:11.53)	0:35.75 [8] (0:11.50)	0:24.25 [12] (0:11.55)	0:35.75	+2

Scratched: Alamira (#12)



Eagle Farm QLD Professional

Race 4: MORETON HIRE BENCHMARK 85 Handicap - 1400m

04 May 2024 - 13:15



BRISBANE
RACING CLUB

Track Rating: Soft 5, Weather: Overcast, Rail Position: +7m Entire

Section							200m			Last 600m
Field Times							0:12.09			0:34.63
							(0:12.09)			
Rank	TAB	Horse/Jockey	Barrier	Top Speed [km/h]	Fastest Section	Margin				Distance Travelled [m]
1	3	ZOE'S PROMISE Andrew Mallyon	2	66.8 1200m	0:10.92 1200m	0:12.09 [1] (0:12.09)	1:22.15			0:34.63
2	1	SEA RAIDER Dan McGillivray	5	67.1 1200m	0:10.97 1200m	0:12.33 [2] (0:12.33)	3.92L			0:35.00 -3
3	8	EVOCATOR Cejay Graham	6	67.1 400m	0:10.94 400m	0:12.05 [7] (0:12.05)	5.15L			0:34.09 -5
4	9	OUTLAWED Martin Harley	13	66.8 400m	0:11.01 400m	0:11.96 [9] (0:11.96)	5.63L			0:34.04 -4
5	11	BLAKMAX Angela Jones	3	66.2 1200m	0:11.06 1200m	0:12.45 [3] (0:12.45)	5.64L			0:35.36 -2
6	6	HOLLYWOOD NORTH Bailey Wheeler	8	67.1 600m	0:10.91 600m	0:12.24 [8] (0:12.24)	6.75L			0:34.57 +3
7	10	BEEF WEEK PRINCESS Samantha Collett	11	66.0 1200m	0:11.10 1200m	0:12.54 [5] (0:12.54)	6.85L			0:35.35 -3
8	13	CONSTANT CAFE Mark Du Plessis	12	66.0 1200m	0:11.08 1200m	0:12.61 [4] (0:12.61)	7.11L			0:35.41 -3
9	4	LINTHORPE LAD Damien Thornton	7	65.5 600m	0:11.23 1200m	0:12.44 [6] (0:12.44)	7.33L			0:35.16 +1
10	5	HYPE Boris Thornton	9	67.0 600m	0:11.06 600m	0:12.49 [11] (0:12.49)	9.29L			0:34.80 +1

Scratched: Alamira (#12)



Eagle Farm QLD Professional

Race 4: MORETON HIRE BENCHMARK 85 Handicap - 1400m

04 May 2024 - 13:15



BRISBANE
RACING CLUB

Track Rating: Soft 5, Weather: Overcast, Rail Position: +7m Entire

Section				200m				Last 600m	
Field Times				0:12.09 (0:12.09)				0:34.63	
Rank	TAB Horse/Jockey	Barrier	Top Speed [km/h]	Fastest Section	Margin				Distance Travelled [m]
11	2 MILITARY GAMBLER Jake Bayliss	1	65.6 600m	0:11.25 600m	0:13.00 [10] (0:13.00)	12.19L		0:35.71	-4
12	7 SAYL Robbie Dolan	4	65.2 1000m	0:11.35 1000m	0:12.70 [12] (0:12.70)	13.24L		0:35.75	+2

Scratched: Alamira (#12)



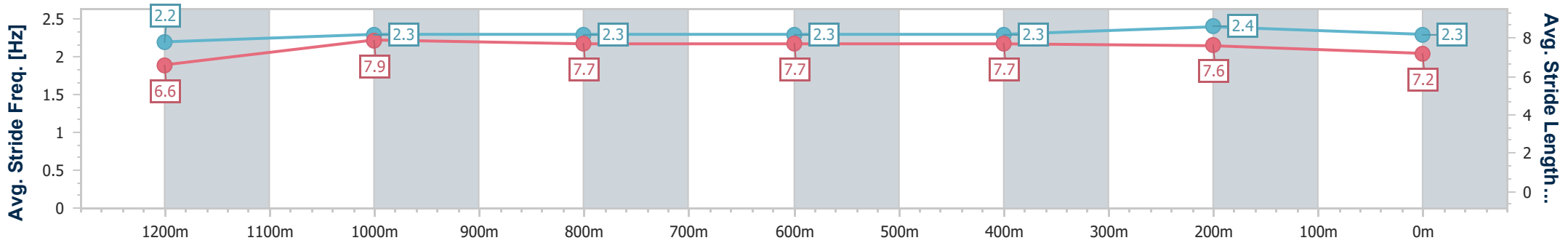
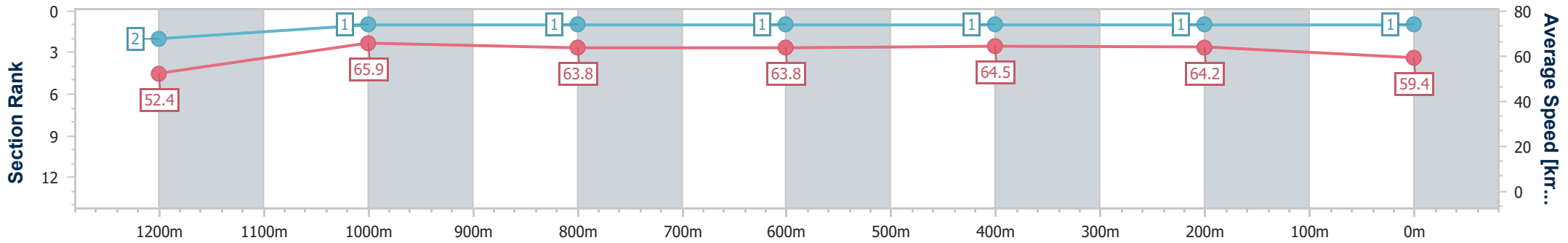
Horse/Jockey Name	Zoe's Promise
Final Rank	1
Fastest Section Time (Section)	0:10.92 (1200m)
Top Speed [km/h] (Section)	66.8 (1200m)
Race State	Finished



Eagle Farm QLD Professional
 Race 4: MORETON HIRE BENCHMARK 85 Handicap - 1400m
 04 May 2024 - 13:15
 Track Rating: Soft 5, Weather: Overcast, Rail Position: +7m Entire



Section	Overall	1200m	1000m	800m	600m	400m	200m
Section Times	1:22.15 [1] (0:13.80)	1:08.35 [2] (0:10.92)	0:57.43 [1] (0:11.38)	0:46.05 [1] (0:11.42)	0:34.63 [1] (0:11.31)	0:23.32 [1] (0:11.23)	0:12.09 [1] (0:12.09)
Average Speed [km/h]	52.4	65.9	63.8	63.8	64.5	64.2	59.4
Top Speed [km/h]	66.6	66.8	64.4	64.6	66.7	66.6	63.0
Avg. Dist. to Rail [m]	4.0	0.6	1.6	2.9	2.9	3.2	0.7
Avg. Stride Freq. [Hz]	2.2	2.3	2.3	2.3	2.3	2.4	2.3
Avg. Stride Length [m]	6.6	7.9	7.7	7.7	7.7	7.6	7.2



- [] Ranking at each section and finish
- .-.- No data available at this section
- NA No data available



Horse/Jockey Name	Sea Raider
Final Rank	2
Fastest Section Time (Section)	0:10.97 (1200m)
Top Speed [km/h] (Section)	67.1 (1200m)
Race State	Finished



Eagle Farm QLD Professional

Race 4: MORETON HIRE BENCHMARK 85 Handicap - 1400m

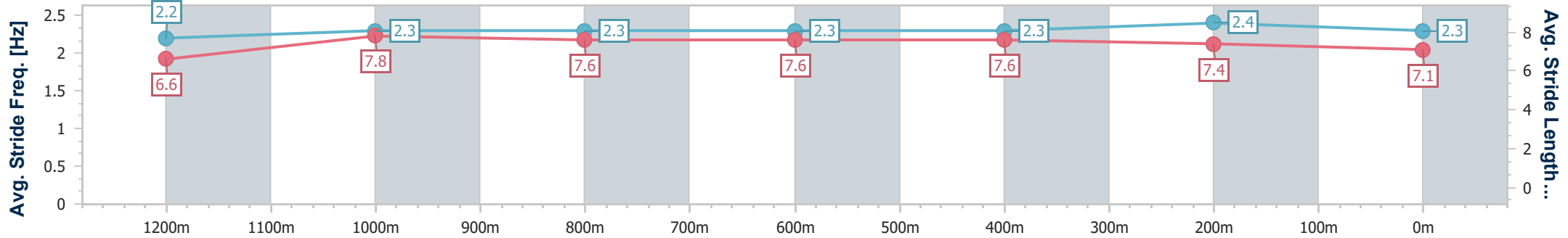
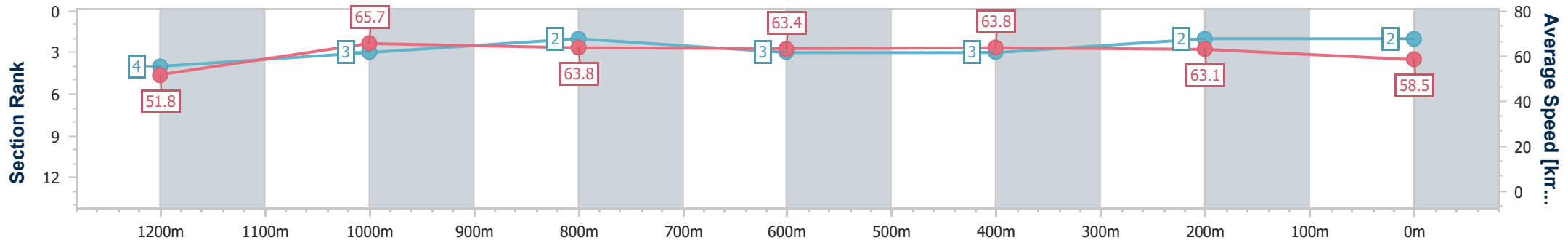
04 May 2024 - 13:15

Track Rating: Soft 5, Weather: Overcast, Rail Position: +7m Entire



BRISBANE RACING CLUB

Section	Overall	1200m	1000m	800m	600m	400m	200m
Section Times	1:22.81 [2] (0:13.94)	1:08.87 [4] (0:10.97)	0:57.90 [3] (0:11.37)	0:46.53 [2] (0:11.53)	0:35.00 [3] (0:11.26)	0:23.74 [3] (0:11.41)	0:12.33 [2] (0:12.33)
Average Speed [km/h]	51.8	65.7	63.8	63.4	63.8	63.1	58.5
Top Speed [km/h]	63.5	67.1	65.4	64.2	64.9	64.5	60.5
Avg. Dist. to Rail [m]	6.1	2.0	1.8	3.5	1.1	0.3	0.2
Avg. Stride Freq. [Hz]	2.2	2.3	2.3	2.3	2.3	2.4	2.3
Avg. Stride Length [m]	6.6	7.8	7.6	7.6	7.6	7.4	7.1



- [] Ranking at each section and finish
- .-.- No data available at this section
- NA No data available



Horse/Jockey Name	Evocator
Final Rank	3
Fastest Section Time (Section)	0:10.94 (400m)
Top Speed [km/h] (Section)	67.1 (400m)
Race State	Finished



Eagle Farm QLD Professional

Race 4: MORETON HIRE BENCHMARK 85 Handicap - 1400m

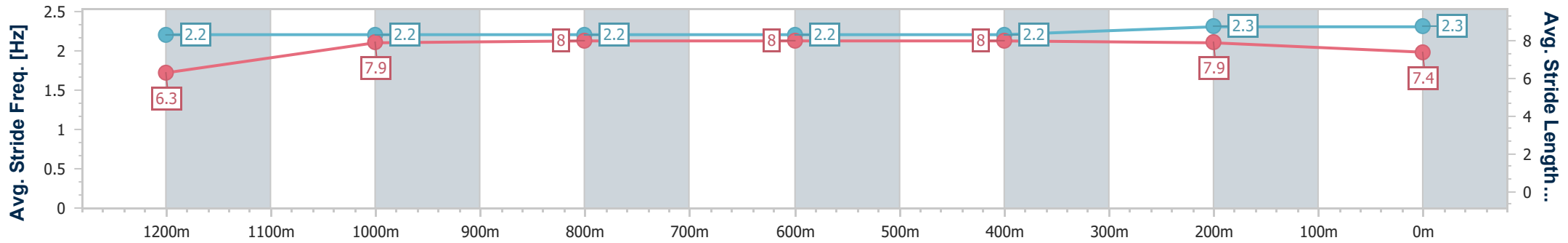
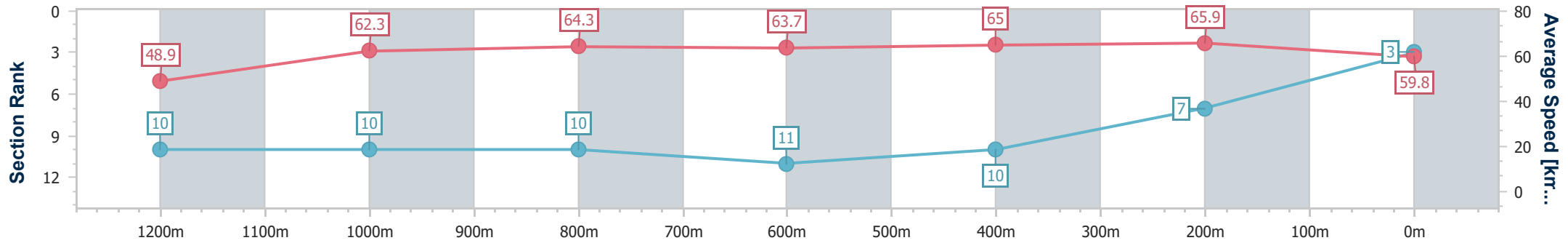
04 May 2024 - 13:15

Track Rating: Soft 5, Weather: Overcast, Rail Position: +7m Entire



BRISBANE RACING CLUB

Section	Overall	1200m	1000m	800m	600m	400m	200m
Section Times	1:23.02 [3] (0:14.73)	1:08.29 [10] (0:11.53)	0:56.76 [10] (0:11.25)	0:45.51 [10] (0:11.42)	0:34.09 [11] (0:11.10)	0:22.99 [10] (0:10.94)	0:12.05 [7] (0:12.05)
Average Speed [km/h]	48.9	62.3	64.3	63.7	65.0	65.9	59.8
Top Speed [km/h]	63.2	64.2	65.2	65.2	66.1	67.1	64.6
Avg. Dist. to Rail [m]	4.0	0.3	1.1	1.9	1.0	3.8	2.4
Avg. Stride Freq. [Hz]	2.2	2.2	2.2	2.2	2.2	2.3	2.3
Avg. Stride Length [m]	6.3	7.9	8.0	8.0	8.0	7.9	7.4



- [] Ranking at each section and finish
- .-.- No data available at this section
- NA No data available



Horse/Jockey Name	Outlawed
Final Rank	4
Fastest Section Time (Section)	0:11.01 (400m)
Top Speed [km/h] (Section)	66.8 (400m)
Race State	Finished

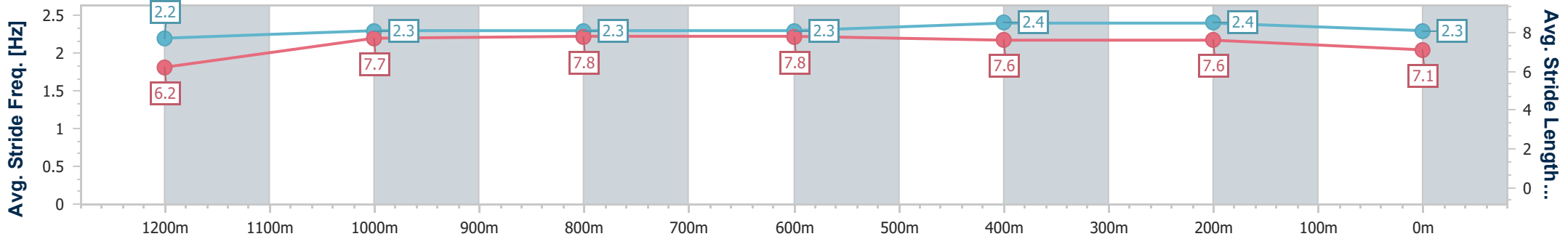
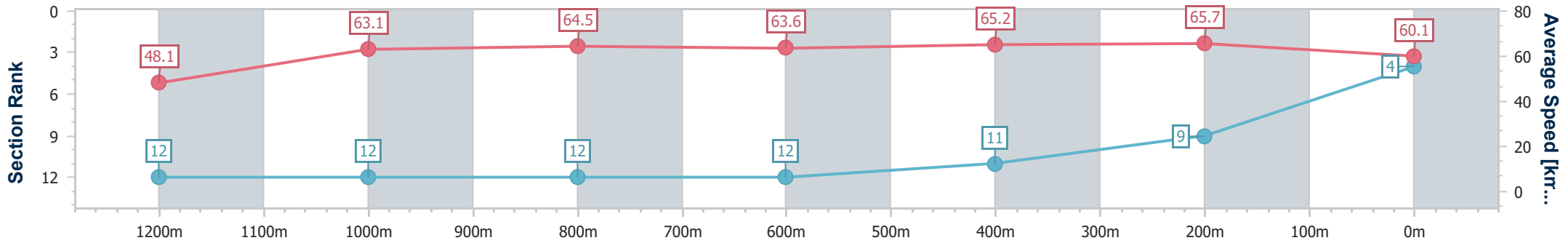


Eagle Farm QLD Professional
 Race 4: MORETON HIRE BENCHMARK 85 Handicap - 1400m
 04 May 2024 - 13:15
 Track Rating: Soft 5, Weather: Overcast, Rail Position: +7m Entire



BRISBANE
RACING CLUB

Section	Overall	1200m	1000m	800m	600m	400m	200m
Section Times	1:23.10 [4] (0:15.04)	1:08.06 [12] (0:11.44)	0:56.62 [12] (0:11.22)	0:45.40 [12] (0:11.36)	0:34.04 [12] (0:11.07)	0:22.97 [11] (0:11.01)	0:11.96 [9]
Average Speed [km/h]	48.1	63.1	64.5	63.6	65.2	65.7	60.1
Top Speed [km/h]	63.6	65.0	66.3	65.0	66.6	66.8	63.1
Avg. Dist. to Rail [m]	8.7	2.3	1.6	0.7	1.3	7.4	7.4
Avg. Stride Freq. [Hz]	2.2	2.3	2.3	2.3	2.4	2.4	2.3
Avg. Stride Length [m]	6.2	7.7	7.8	7.8	7.6	7.6	7.1



- [] Ranking at each section and finish
- .-.- No data available at this section
- NA No data available



Horse/Jockey Name	Blakmax
Final Rank	5
Fastest Section Time (Section)	0:11.06 (1200m)
Top Speed [km/h] (Section)	66.2 (1200m)
Race State	Finished

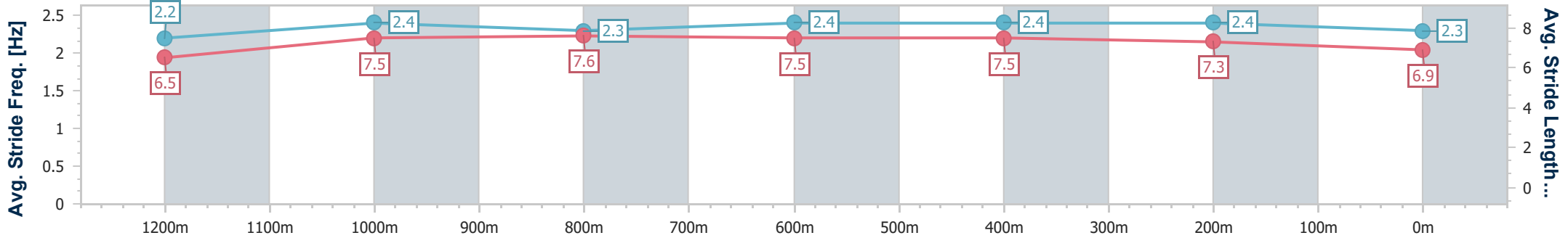
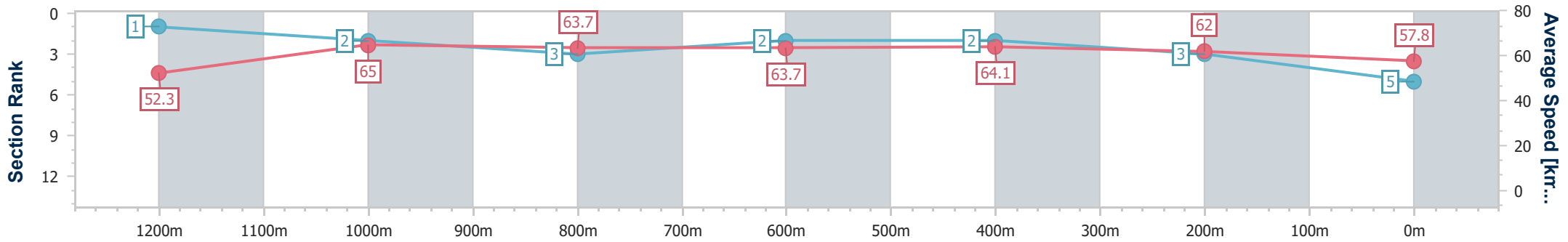


Eagle Farm QLD Professional
 Race 4: MORETON HIRE BENCHMARK 85 Handicap - 1400m
 04 May 2024 - 13:15
 Track Rating: Soft 5, Weather: Overcast, Rail Position: +7m Entire



BRISBANE
 RACING CLUB

Section	Overall	1200m	1000m	800m	600m	400m	200m
Section Times	1:23.10 [5] (0:13.80)	1:09.30 [1] (0:11.06)	0:58.24 [2] (0:11.45)	0:46.79 [3] (0:11.43)	0:35.36 [2] (0:11.30)	0:24.06 [2] (0:11.61)	0:12.45 [3] (0:12.45)
Average Speed [km/h]	52.3	65.0	63.7	63.7	64.1	62.0	57.8
Top Speed [km/h]	66.1	66.2	64.5	64.9	65.0	64.5	61.4
Avg. Dist. to Rail [m]	4.2	1.7	1.8	2.1	2.0	3.7	4.7
Avg. Stride Freq. [Hz]	2.2	2.4	2.3	2.4	2.4	2.4	2.3
Avg. Stride Length [m]	6.5	7.5	7.6	7.5	7.5	7.3	6.9



- [] Ranking at each section and finish
- .-.- No data available at this section
- NA No data available



Horse/Jockey Name	Hollywood North
Final Rank	6
Fastest Section Time (Section)	0:10.91 (600m)
Top Speed [km/h] (Section)	67.1 (600m)
Race State	Finished

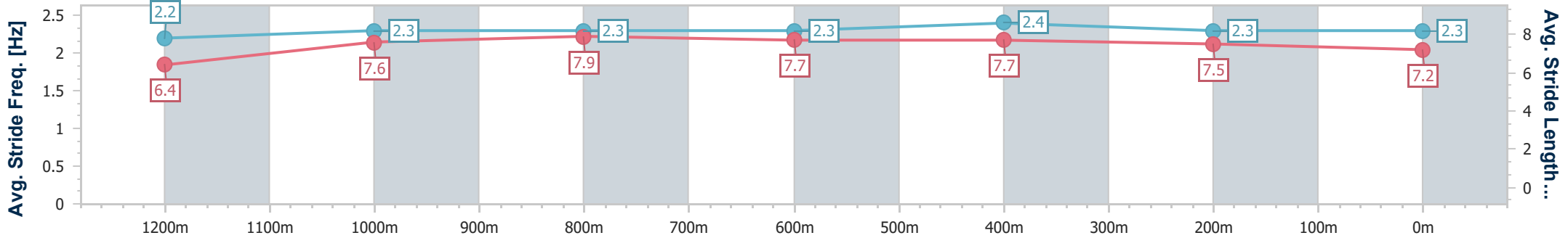
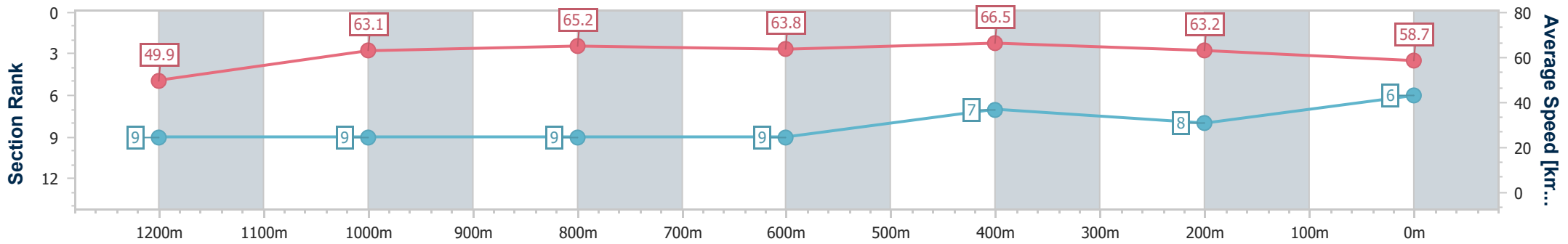


Eagle Farm QLD Professional
 Race 4: MORETON HIRE BENCHMARK 85 Handicap - 1400m
 04 May 2024 - 13:15
 Track Rating: Soft 5, Weather: Overcast, Rail Position: +7m Entire



BRISBANE RACING CLUB

Section	Overall	1200m	1000m	800m	600m	400m	200m
Section Times	1:23.29 [6] (0:14.52)	1:08.77 [9] (0:11.45)	0:57.32 [9] (0:11.26)	0:46.06 [9] (0:11.49)	0:34.57 [9] (0:10.91)	0:23.66 [7] (0:11.42)	0:12.24 [8]
Average Speed [km/h]	49.9	63.1	65.2	63.8	66.5	63.2	58.7
Top Speed [km/h]	63.3	64.1	66.0	66.2	67.1	65.2	61.5
Avg. Dist. to Rail [m]	6.7	3.8	3.5	4.4	1.9	2.8	4.1
Avg. Stride Freq. [Hz]	2.2	2.3	2.3	2.3	2.4	2.3	2.3
Avg. Stride Length [m]	6.4	7.6	7.9	7.7	7.7	7.5	7.2



- [] Ranking at each section and finish
- .-.- No data available at this section
- NA No data available



Horse/Jockey Name	Beef Week Princess
Final Rank	7
Fastest Section Time (Section)	0:11.10 (1200m)
Top Speed [km/h] (Section)	66.0 (1200m)
Race State	Finished

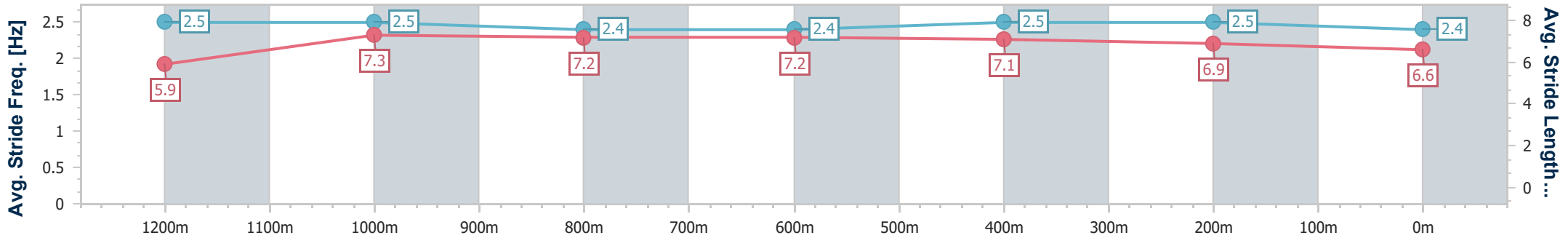
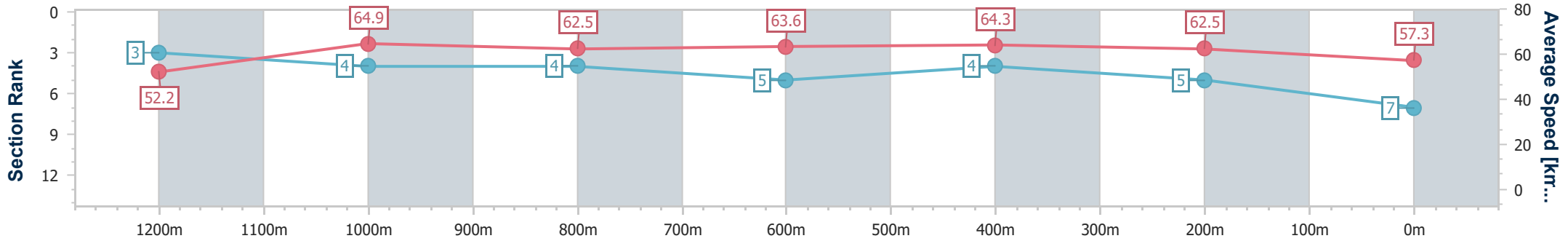


Eagle Farm QLD Professional
 Race 4: MORETON HIRE BENCHMARK 85 Handicap - 1400m
 04 May 2024 - 13:15
 Track Rating: Soft 5, Weather: Overcast, Rail Position: +7m Entire



BRISBANE RACING CLUB

Section	Overall	1200m	1000m	800m	600m	400m	200m
Section Times	1:23.31 [7] (0:13.84)	1:09.47 [3] (0:11.10)	0:58.37 [4] (0:11.59)	0:46.78 [4] (0:11.43)	0:35.35 [5] (0:11.26)	0:24.09 [4] (0:11.55)	0:12.54 [5] (0:12.54)
Average Speed [km/h]	52.2	64.9	62.5	63.6	64.3	62.5	57.3
Top Speed [km/h]	65.6	66.0	63.1	65.1	65.0	64.5	60.6
Avg. Dist. to Rail [m]	9.1	1.4	1.3	2.0	1.4	3.9	5.5
Avg. Stride Freq. [Hz]	2.5	2.5	2.4	2.4	2.5	2.5	2.4
Avg. Stride Length [m]	5.9	7.3	7.2	7.2	7.1	6.9	6.6



- [] Ranking at each section and finish
- .-.- No data available at this section
- NA No data available



Horse/Jockey Name	Constant Cafe
Final Rank	8
Fastest Section Time (Section)	0:11.08 (1200m)
Top Speed [km/h] (Section)	66.0 (1200m)
Race State	Finished



Eagle Farm QLD Professional

Race 4: MORETON HIRE BENCHMARK 85 Handicap - 1400m

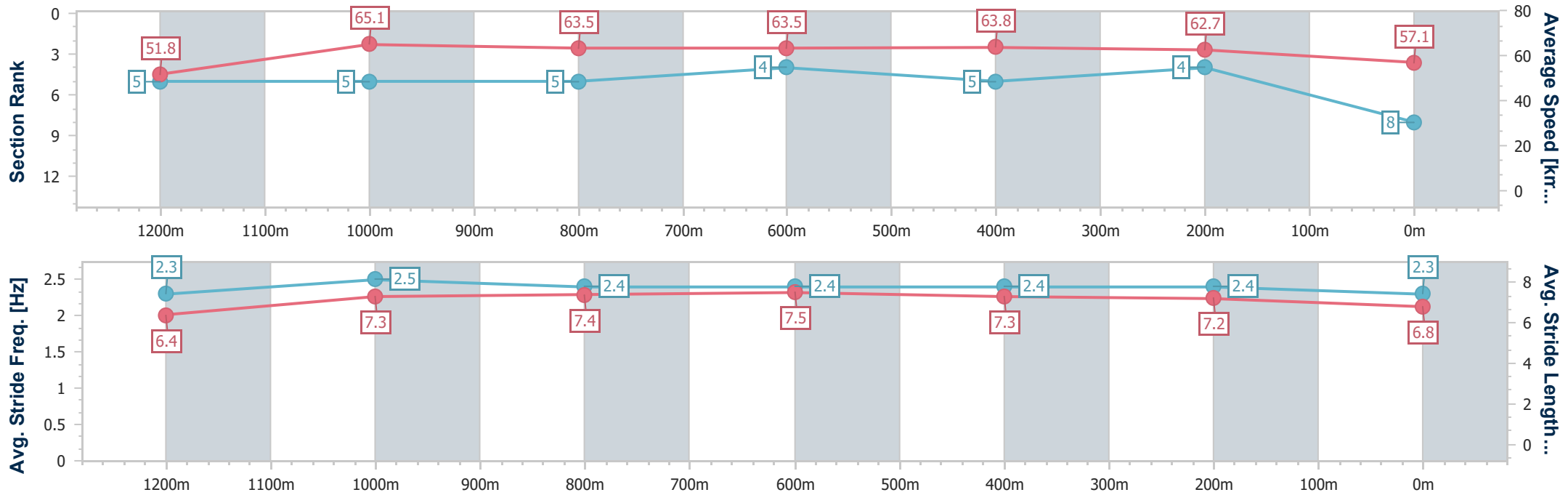
04 May 2024 - 13:15

Track Rating: Soft 5, Weather: Overcast, Rail Position: +7m Entire



BRISBANE RACING CLUB

Section	Overall	1200m	1000m	800m	600m	400m	200m
Section Times	1:23.35 [8] (0:14.00)	1:09.35 [5] (0:11.08)	0:58.27 [5] (0:11.48)	0:46.79 [5] (0:11.38)	0:35.41 [4] (0:11.33)	0:24.08 [5] (0:11.47)	0:12.61 [4] (0:12.61)
Average Speed [km/h]	51.8	65.1	63.5	63.5	63.8	62.7	57.1
Top Speed [km/h]	65.4	66.0	64.5	64.5	64.3	63.9	60.8
Avg. Dist. to Rail [m]	10.4	3.7	2.6	0.9	0.6	2.8	3.6
Avg. Stride Freq. [Hz]	2.3	2.5	2.4	2.4	2.4	2.4	2.3
Avg. Stride Length [m]	6.4	7.3	7.4	7.5	7.3	7.2	6.8



- [] Ranking at each section and finish
- .-.- No data available at this section
- NA No data available



Horse/Jockey Name	Linthorpe Lad
Final Rank	9
Fastest Section Time (Section)	0:11.23 (1200m)
Top Speed [km/h] (Section)	65.5 (600m)
Race State	Finished

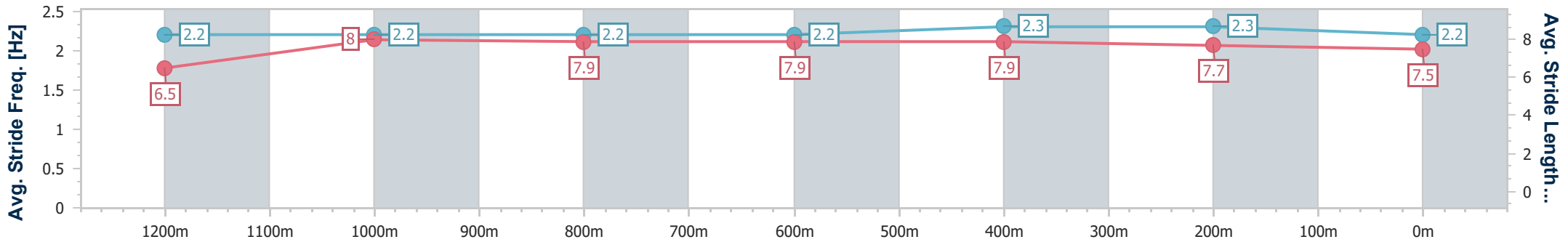
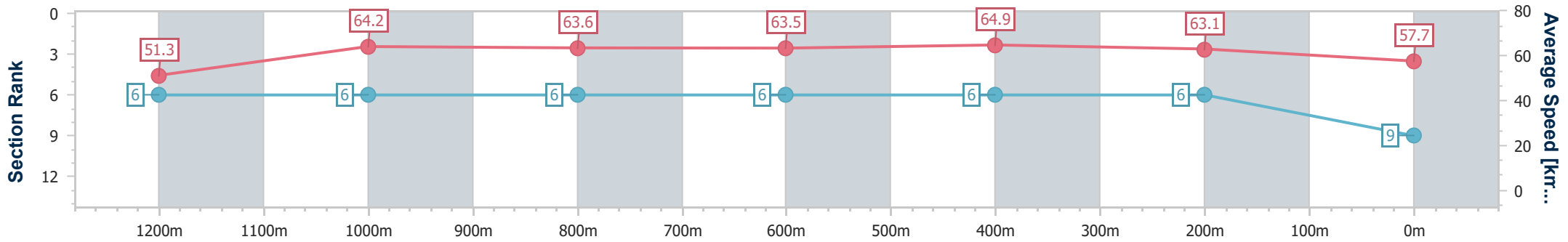


Eagle Farm QLD Professional
 Race 4: MORETON HIRE BENCHMARK 85 Handicap - 1400m
 04 May 2024 - 13:15
 Track Rating: Soft 5, Weather: Overcast, Rail Position: +7m Entire



BRISBANE RACING CLUB

Section	Overall	1200m	1000m	800m	600m	400m	200m
Section Times	1:23.39 [9] (0:14.10)	1:09.29 [6] (0:11.23)	0:58.06 [6] (0:11.42)	0:46.64 [6] (0:11.48)	0:35.16 [6] (0:11.32)	0:23.84 [6] (0:11.40)	0:12.44 [6] (0:12.44)
Average Speed [km/h]	51.3	64.2	63.6	63.5	64.9	63.1	57.7
Top Speed [km/h]	65.1	65.0	64.4	64.2	65.5	64.2	61.1
Avg. Dist. to Rail [m]	7.3	2.4	2.1	2.5	3.9	7.2	5.6
Avg. Stride Freq. [Hz]	2.2	2.2	2.2	2.2	2.3	2.3	2.2
Avg. Stride Length [m]	6.5	8.0	7.9	7.9	7.9	7.7	7.5



- [] Ranking at each section and finish
- .-.- No data available at this section
- NA No data available



Horse/Jockey Name	Hype
Final Rank	10
Fastest Section Time (Section)	0:11.06 (600m)
Top Speed [km/h] (Section)	67.0 (600m)
Race State	Finished



Eagle Farm QLD Professional

Race 4: MORETON HIRE BENCHMARK 85 Handicap - 1400m

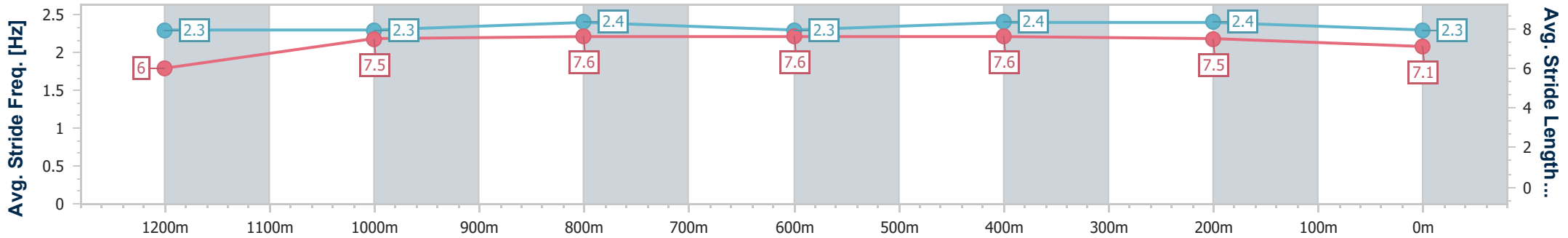
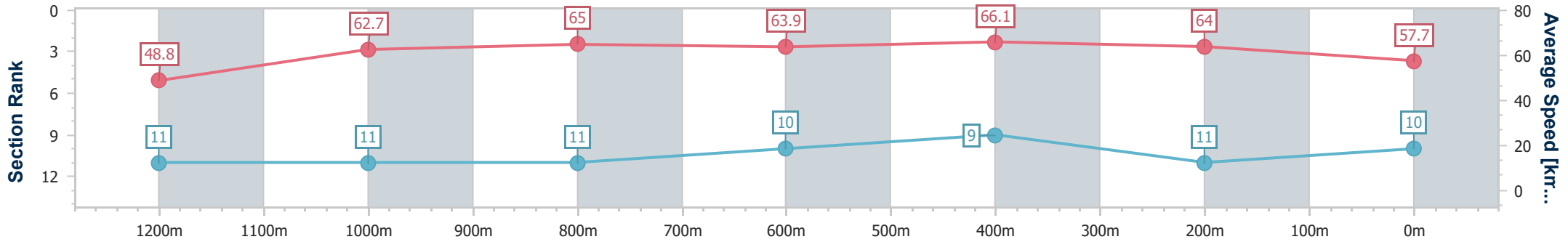
04 May 2024 - 13:15

Track Rating: Soft 5, Weather: Overcast, Rail Position: +7m Entire



BRISBANE RACING CLUB

Section	Overall	1200m	1000m	800m	600m	400m	200m
Section Times	1:23.72 [10] (0:14.83)	1:08.89 [11] (0:11.49)	0:57.40 [11] (0:11.20)	0:46.20 [11] (0:11.40)	0:34.80 [10] (0:11.06)	0:23.74 [9] (0:11.25)	0:12.49 [11] (0:12.49)
Average Speed [km/h]	48.8	62.7	65.0	63.9	66.1	64.0	57.7
Top Speed [km/h]	64.3	64.5	65.8	65.8	67.0	66.8	60.4
Avg. Dist. to Rail [m]	7.1	2.5	2.5	2.3	3.6	7.7	7.3
Avg. Stride Freq. [Hz]	2.3	2.3	2.4	2.3	2.4	2.4	2.3
Avg. Stride Length [m]	6.0	7.5	7.6	7.6	7.6	7.5	7.1



- [] Ranking at each section and finish
- .-.- No data available at this section
- NA No data available



Horse/Jockey Name	Military Gambler
Final Rank	11
Fastest Section Time (Section)	0:11.25 (600m)
Top Speed [km/h] (Section)	65.6 (600m)
Race State	Finished



Eagle Farm QLD Professional

Race 4: MORETON HIRE BENCHMARK 85 Handicap - 1400m

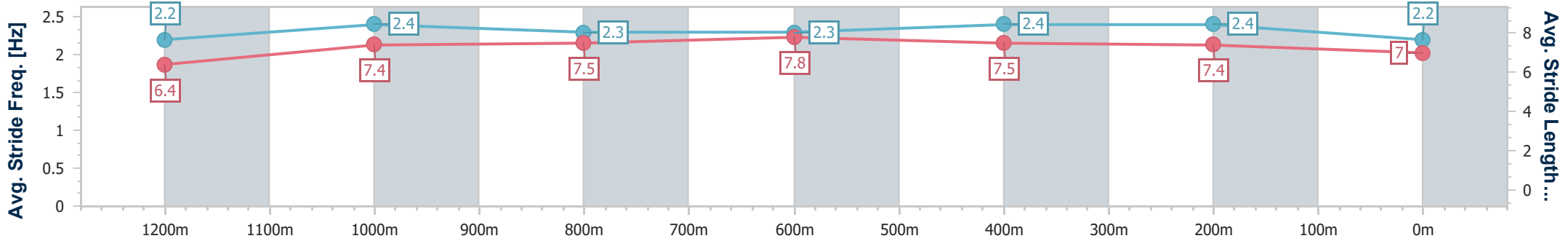
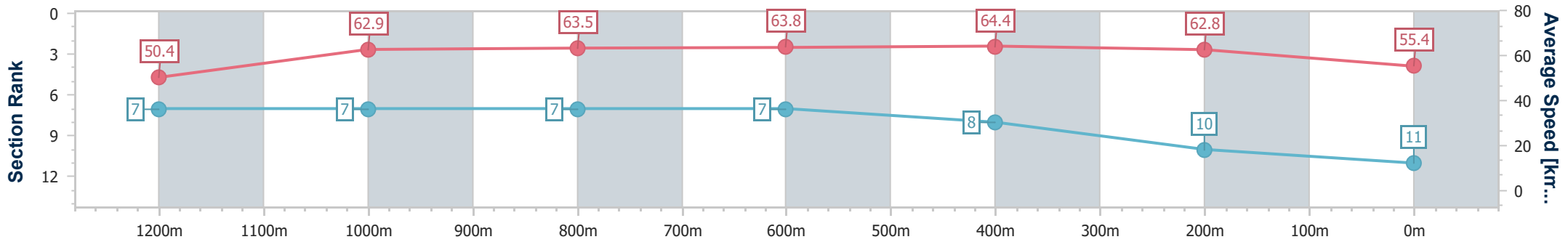
04 May 2024 - 13:15

Track Rating: Soft 5, Weather: Overcast, Rail Position: +7m Entire



BRISBANE RACING CLUB

Section	Overall	1200m	1000m	800m	600m	400m	200m
Section Times	1:24.22 [11] (0:14.30)	1:09.92 [7] (0:11.44)	0:58.48 [7] (0:11.32)	0:47.16 [7] (0:11.45)	0:35.71 [7] (0:11.25)	0:24.46 [8] (0:11.46)	0:13.00 [10] (0:13.00)
Average Speed [km/h]	50.4	62.9	63.5	63.8	64.4	62.8	55.4
Top Speed [km/h]	62.8	63.6	64.8	65.5	65.6	64.9	59.6
Avg. Dist. to Rail [m]	2.2	0.5	0.7	2.4	1.1	3.6	1.3
Avg. Stride Freq. [Hz]	2.2	2.4	2.3	2.3	2.4	2.4	2.2
Avg. Stride Length [m]	6.4	7.4	7.5	7.8	7.5	7.4	7.0



- [] Ranking at each section and finish
- .-.- No data available at this section
- NA No data available



Horse/Jockey Name	Sayl
Final Rank	12
Fastest Section Time (Section)	0:11.35 (1000m)
Top Speed [km/h] (Section)	65.2 (1000m)
Race State	Finished



Eagle Farm QLD Professional

Race 4: MORETON HIRE BENCHMARK 85 Handicap - 1400m

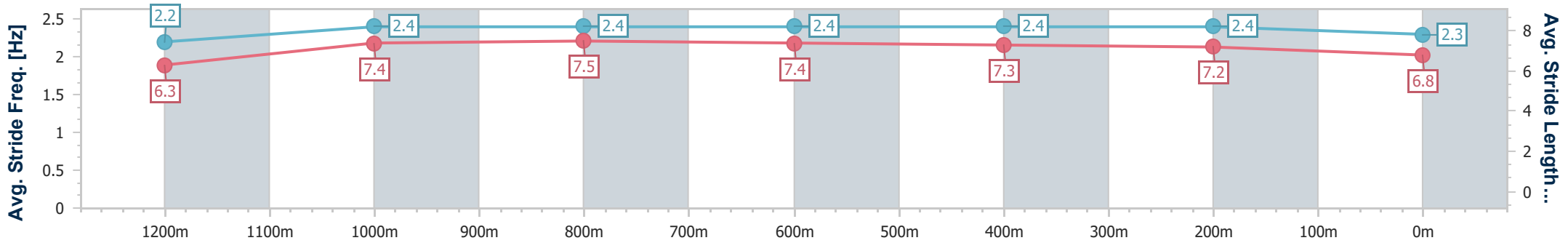
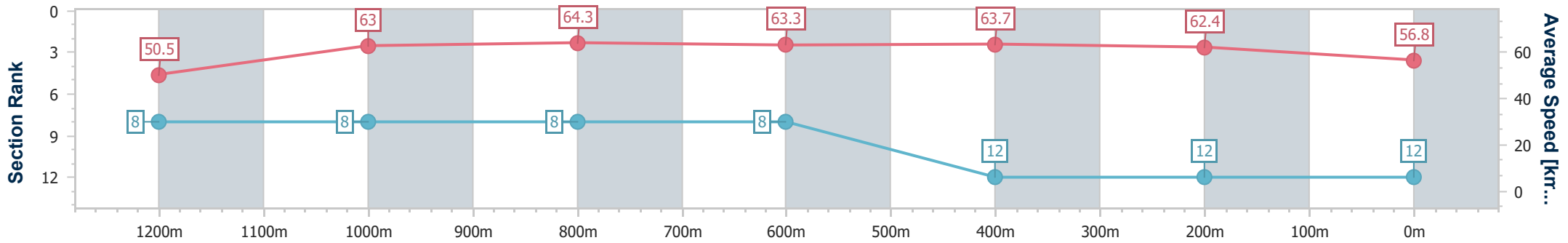
04 May 2024 - 13:15

Track Rating: Soft 5, Weather: Overcast, Rail Position: +7m Entire



BRISBANE RACING CLUB

Section	Overall	1200m	1000m	800m	600m	400m	200m
Section Times	1:24.40 [12] (0:14.31)	1:10.09 [8] (0:11.46)	0:58.63 [8] (0:11.35)	0:47.28 [8] (0:11.53)	0:35.75 [8] (0:11.50)	0:24.25 [12] (0:11.55)	0:12.70 [12] (0:12.70)
Average Speed [km/h]	50.5	63.0	64.3	63.3	63.7	62.4	56.8
Top Speed [km/h]	63.7	63.7	65.2	64.2	64.8	64.4	60.0
Avg. Dist. to Rail [m]	4.6	2.6	2.7	3.5	3.5	4.3	2.8
Avg. Stride Freq. [Hz]	2.2	2.4	2.4	2.4	2.4	2.4	2.3
Avg. Stride Length [m]	6.3	7.4	7.5	7.4	7.3	7.2	6.8



- [] Ranking at each section and finish
- .-.- No data available at this section
- NA No data available



Eagle Farm QLD Professional

Race 5: BRC MEMBERS QTIS 3YO QUALITY - 1300m

04 May 2024 - 13:49



BRISBANE
RACING CLUB

Track Rating: Soft 5, Weather: Overcast, Rail Position: +7m Entire

Section												Last 600m	
Field Times												0:34.24	
					Overall	1200m	1000m	800m	600m	400m			
					1:16.36 (0:07.72)	1:08.64 (0:11.14)	0:57.50 (0:11.90)	0:45.60 (0:11.36)	0:34.24 (0:11.29)	0:22.95 (0:10.94)			
Rank	TAB	Horse/Jockey	Barrier	Top Speed [km/h]	Fastest Section							Distance Travelled [m]	
1	3	GOLDEN DECADE Ryan Maloney	9	68.0 400m	0:07.79 Overall	1:16.36 [1] (0:07.79)	1:08.57 [2] (0:11.07)	0:57.50 [1] (0:11.99)	0:45.51 [2] (0:11.45)	0:34.06 [2] (0:11.19)	0:22.87 [2] (0:10.86)	0:34.06	
2	2	INHIBITIONS James Orman	6	66.7 400m	0:08.05 Overall	1:16.49 [2] (0:08.05)	1:08.44 [6] (0:11.32)	0:57.12 [6] (0:11.53)	0:45.59 [3] (0:11.22)	0:34.37 [1] (0:11.29)	0:23.08 [1] (0:10.98)	0:34.37	+1
3	4	WEIGALL TIGER Cejay Graham	1	67.3 400m	0:07.87 Overall	1:16.54 [3] (0:07.87)	1:08.67 [3] (0:11.37)	0:57.30 [4] (0:11.76)	0:45.54 [4] (0:11.57)	0:33.97 [5] (0:11.14)	0:22.83 [5] (0:10.95)	0:33.97	-9
4	10	KEEP YOUR COOL Robbie Dolan	7	67.8 400m	0:07.92 Overall	1:16.80 [4] (0:07.92)	1:08.88 [4] (0:11.18)	0:57.70 [3] (0:12.11)	0:45.59 [6] (0:11.47)	0:34.12 [7] (0:11.06)	0:23.06 [7] (0:11.00)	0:34.12	+1
5	9	VELOZES Damien Thornton	2	67.2 400m	0:07.92 Overall	1:16.87 [5] (0:07.92)	1:08.95 [5] (0:11.41)	0:57.54 [5] (0:11.98)	0:45.56 [7] (0:11.61)	0:33.95 [8] (0:11.02)	0:22.93 [8] (0:11.05)	0:33.95	-6
6	13	VOLCANIC LOVE Mark Du Plessis	3	66.9 400m	0:08.08 Overall	1:17.04 [6] (0:08.08)	1:08.96 [7] (0:11.42)	0:57.54 [8] (0:11.67)	0:45.87 [5] (0:11.25)	0:34.62 [4] (0:11.09)	0:23.53 [3] (0:11.19)	0:34.62	-3
7	8	THE ASTRONOMER Nikita Beriman	5	67.2 400m	0:07.72 Overall	1:17.31 [7] (0:07.72)	1:09.59 [1] (0:11.16)	0:58.43 [2] (0:11.88)	0:46.55 [1] (0:11.65)	0:34.90 [3] (0:11.19)	0:23.71 [4] (0:11.15)	0:34.90	-6
8	11	INLANDA Samantha Collett	15	67.9 400m	0:08.40 Overall	1:17.37 [8] (0:08.40)	1:08.97 [10] (0:11.46)	0:57.51 [10] (0:11.62)	0:45.89 [10] (0:11.63)	0:34.26 [10] (0:11.12)	0:23.14 [10] (0:11.07)	0:34.26	+3
9	14	JEALOUS Kyle Wilson-Taylor	11	66.8 400m	0:08.28 Overall	1:17.40 [9] (0:08.28)	1:09.12 [9] (0:11.19)	0:57.93 [7] (0:11.86)	0:46.07 [8] (0:11.72)	0:34.35 [9] (0:11.00)	0:23.35 [9] (0:11.23)	0:34.35	-5
10	12	PIVOTAL LAD Angela Jones	12	66.6 600m	0:08.22 Overall	1:17.63 [10] (0:08.22)	1:09.41 [8] (0:11.41)	0:58.00 [9] (0:11.72)	0:46.28 [9] (0:11.30)	0:34.98 [6] (0:11.07)	0:23.91 [6] (0:11.40)	0:34.98	+0

Scratched: Bandasha (#5), Ellibaby (#6), Amur (#1), Flywheel (#15), Khumbila (#7)



Eagle Farm QLD Professional

Race 5: BRC MEMBERS QTIS 3YO QUALITY - 1300m

04 May 2024 - 13:49



Track Rating: Soft 5, Weather: Overcast, Rail Position: +7m Entire

Section				200m				Last 600m	
Field Times				0:12.01 (0:12.01)				0:34.24	
Rank	TAB	Horse/Jockey	Barrier	Top Speed [km/h]	Fastest Section	Margin			Distance Travelled [m]
1	3	GOLDEN DECADE Ryan Maloney	9	68.0 400m	0:07.79 Overall	0:12.01 [1] (0:12.01)	1:16.36		0:34.06
2	2	INHIBITIONS James Orman	6	66.7 400m	0:08.05 Overall	0:12.10 [2] (0:12.10)	0.77L		0:34.37 +1
3	4	WEIGALL TIGER Cejay Graham	1	67.3 400m	0:07.87 Overall	0:11.88 [3] (0:11.88)	1.02L		0:33.97 -9
4	10	KEEP YOUR COOL Robbie Dolan	7	67.8 400m	0:07.92 Overall	0:12.06 [5] (0:12.06)	2.6L		0:34.12 +1
5	9	VELOZES Damien Thornton	2	67.2 400m	0:07.92 Overall	0:11.88 [7] (0:11.88)	3.01L		0:33.95 -6
6	13	VOLCANIC LOVE Mark Du Plessis	3	66.9 400m	0:08.08 Overall	0:12.34 [4] (0:12.34)	3.96L		0:34.62 -3
7	8	THE ASTRONOMER Nikita Beriman	5	67.2 400m	0:07.72 Overall	0:12.56 [6] (0:12.56)	5.56L		0:34.90 -6
8	11	INLANDA Samantha Collett	15	67.9 400m	0:08.40 Overall	0:12.07 [10] (0:12.07)	5.91L		0:34.26 +3
9	14	JEALOUS Kyle Wilson-Taylor	11	66.8 400m	0:08.28 Overall	0:12.12 [9] (0:12.12)	6.11L		0:34.35 -5
10	12	PIVOTAL LAD Angela Jones	12	66.6 600m	0:08.22 Overall	0:12.51 [8] (0:12.51)	7.46L		0:34.98 +0

Scratched: Bandasha (#5), Ellibaby (#6), Amur (#1), Flywheel (#15), Khumbila (#7)



Horse/Jockey Name	Golden Decade
Final Rank	1
Fastest Section Time (Section)	0:07.79 (Overall)
Top Speed [km/h] (Section)	68.0 (400m)
Race State	Finished



Eagle Farm QLD Professional

Race 5: BRC MEMBERS QTIS 3YO QUALITY - 1300m

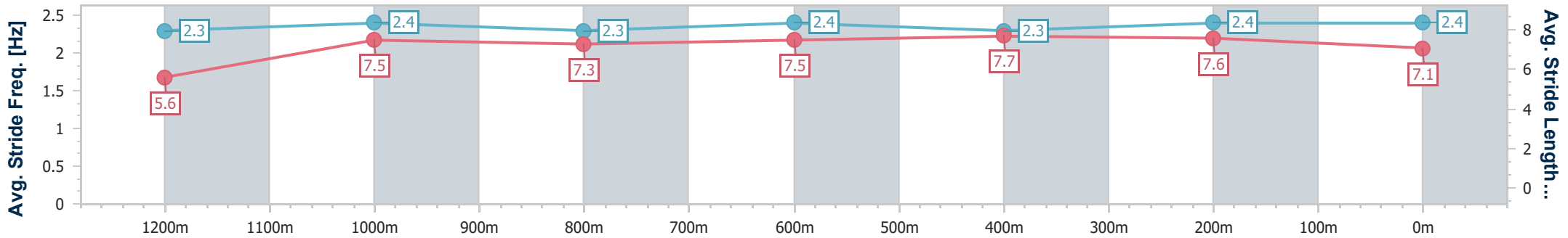
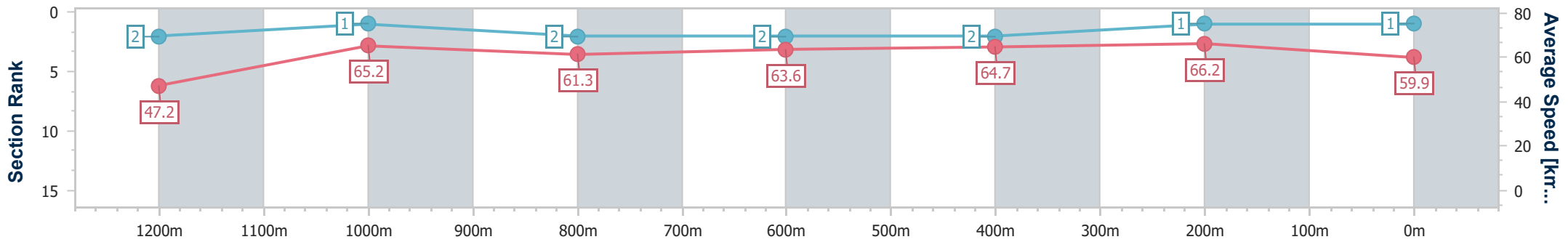
04 May 2024 - 13:49

Track Rating: Soft 5, Weather: Overcast, Rail Position: +7m Entire



BRISBANE RACING CLUB

Section	Overall	1200m	1000m	800m	600m	400m	200m
Section Times	1:16.36 [1] (0:07.79)	1:08.57 [2] (0:11.07)	0:57.50 [1] (0:11.99)	0:45.51 [2] (0:11.45)	0:34.06 [2] (0:11.19)	0:22.87 [2] (0:10.86)	0:12.01 [1] (0:12.01)
Average Speed [km/h]	47.2	65.2	61.3	63.6	64.7	66.2	59.9
Top Speed [km/h]	62.4	67.2	63.9	65.1	65.9	68.0	64.9
Avg. Dist. to Rail [m]	13.2	4.6	3.9	2.9	0.9	1.1	0.4
Avg. Stride Freq. [Hz]	2.3	2.4	2.3	2.4	2.3	2.4	2.4
Avg. Stride Length [m]	5.6	7.5	7.3	7.5	7.7	7.6	7.1



- [] Ranking at each section and finish
- .-.- No data available at this section
- NA No data available



Horse/Jockey Name	Inhibitions
Final Rank	2
Fastest Section Time (Section)	0:08.05 (Overall)
Top Speed [km/h] (Section)	66.7 (400m)
Race State	Finished



Eagle Farm QLD Professional

Race 5: BRC MEMBERS QTIS 3YO QUALITY - 1300m

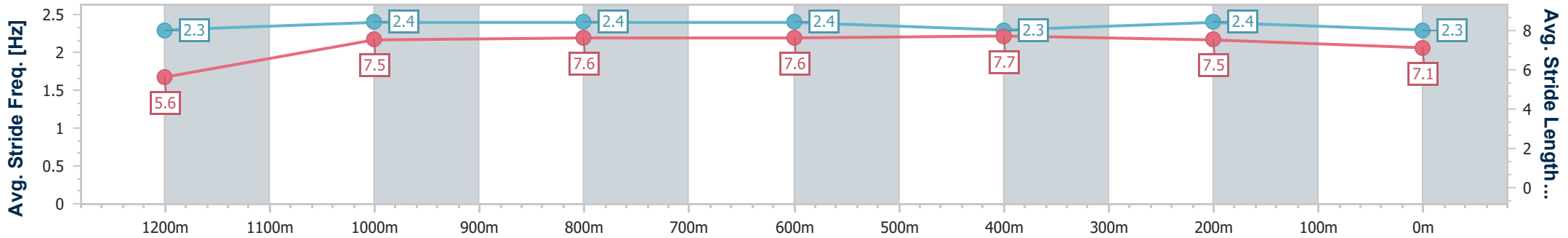
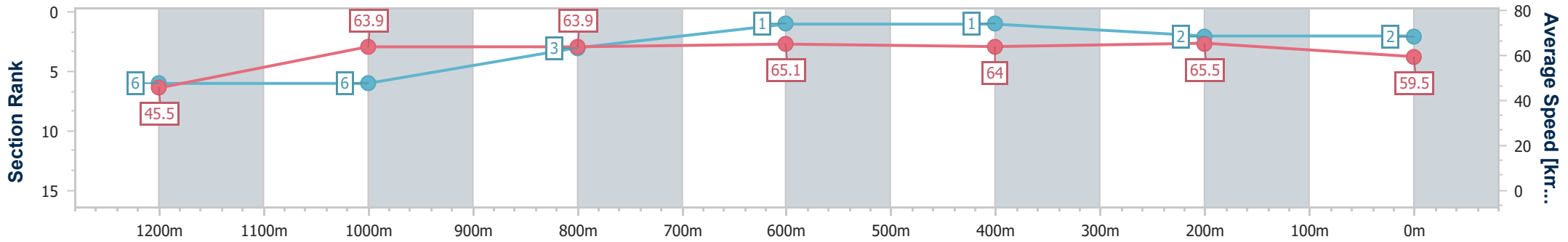
04 May 2024 - 13:49

Track Rating: Soft 5, Weather: Overcast, Rail Position: +7m Entire



BRISBANE RACING CLUB

Section	Overall	1200m	1000m	800m	600m	400m	200m
Section Times	1:16.49 [2] (0:08.05)	1:08.44 [6] (0:11.32)	0:57.12 [6] (0:11.53)	0:45.59 [3] (0:11.22)	0:34.37 [1] (0:11.29)	0:23.08 [1] (0:10.98)	0:12.10 [2] (0:12.10)
Average Speed [km/h]	45.5	63.9	63.9	65.1	64.0	65.5	59.5
Top Speed [km/h]	61.5	64.7	65.8	66.6	66.4	66.7	63.3
Avg. Dist. to Rail [m]	11.2	4.8	4.6	3.0	0.8	2.6	2.4
Avg. Stride Freq. [Hz]	2.3	2.4	2.4	2.4	2.3	2.4	2.3
Avg. Stride Length [m]	5.6	7.5	7.6	7.6	7.7	7.5	7.1



- [] Ranking at each section and finish
- .-.- No data available at this section
- NA No data available



Horse/Jockey Name	Weigall Tiger
Final Rank	3
Fastest Section Time (Section)	0:07.87 (Overall)
Top Speed [km/h] (Section)	67.3 (400m)
Race State	Finished



Eagle Farm QLD Professional

Race 5: BRC MEMBERS QTIS 3YO QUALITY - 1300m

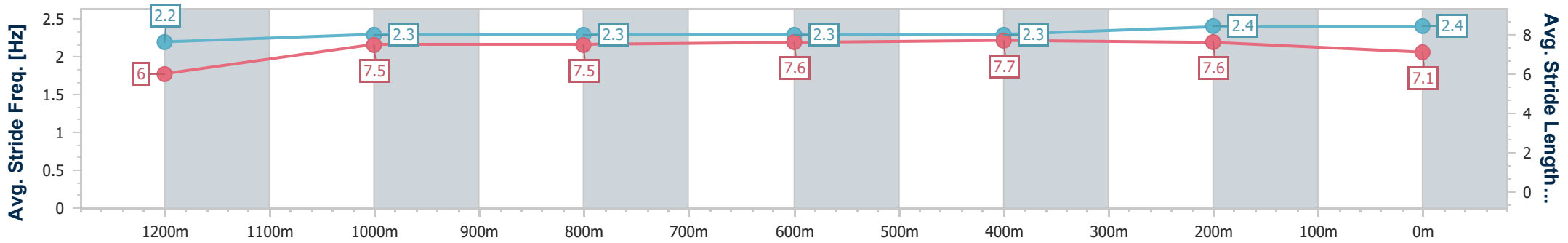
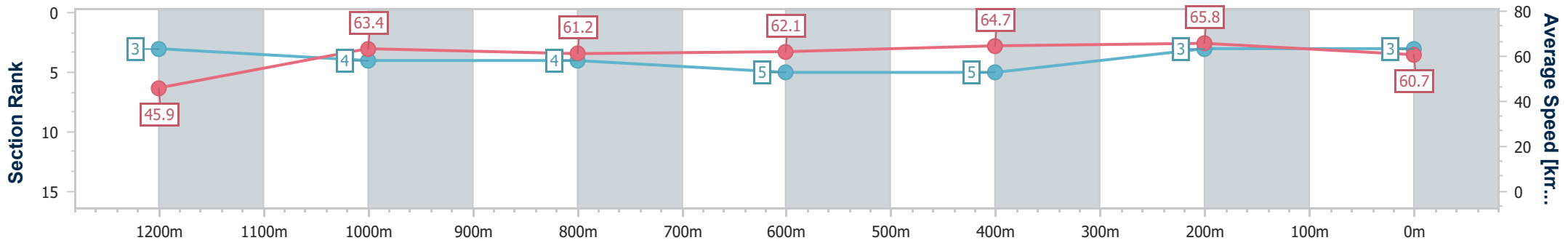
04 May 2024 - 13:49

Track Rating: Soft 5, Weather: Overcast, Rail Position: +7m Entire



BRISBANE RACING CLUB

Section	Overall	1200m	1000m	800m	600m	400m	200m
Section Times	1:16.54 [3] (0:07.87)	1:08.67 [3] (0:11.37)	0:57.30 [4] (0:11.76)	0:45.54 [4] (0:11.57)	0:33.97 [5] (0:11.14)	0:22.83 [5] (0:10.95)	0:11.88 [3] (0:11.88)
Average Speed [km/h]	45.9	63.4	61.2	62.1	64.7	65.8	60.7
Top Speed [km/h]	61.5	64.6	63.1	64.5	65.8	67.3	63.7
Avg. Dist. to Rail [m]	6.5	0.9	0.3	0.4	0.7	3.7	3.0
Avg. Stride Freq. [Hz]	2.2	2.3	2.3	2.3	2.3	2.4	2.4
Avg. Stride Length [m]	6.0	7.5	7.5	7.6	7.7	7.6	7.1



- [] Ranking at each section and finish
- .-.- No data available at this section
- NA No data available



Horse/Jockey Name	Keep Your Cool
Final Rank	4
Fastest Section Time (Section)	0:07.92 (Overall)
Top Speed [km/h] (Section)	67.8 (400m)
Race State	Finished



Eagle Farm QLD Professional

Race 5: BRC MEMBERS QTIS 3YO QUALITY - 1300m

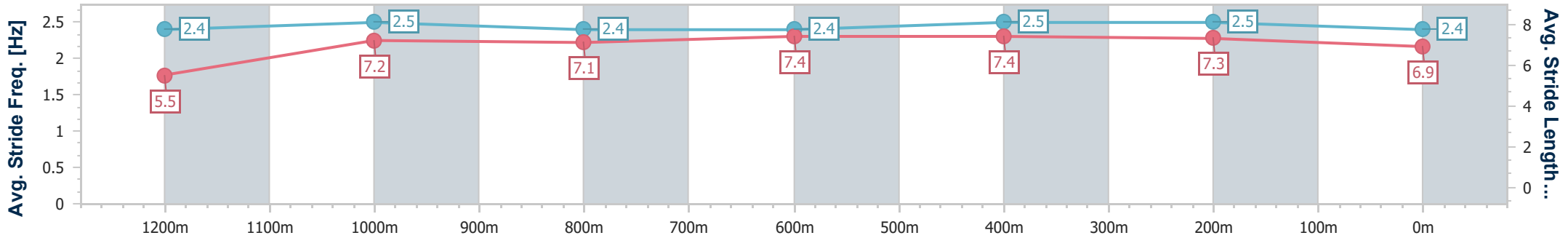
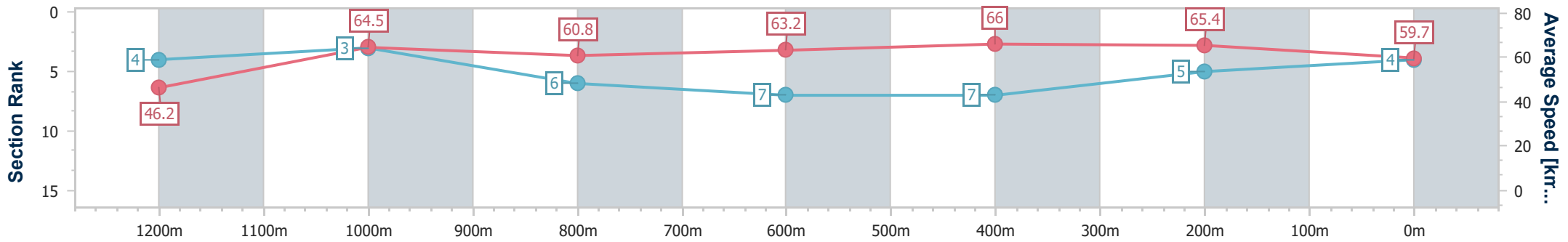
04 May 2024 - 13:49

Track Rating: Soft 5, Weather: Overcast, Rail Position: +7m Entire



BRISBANE RACING CLUB

Section	Overall	1200m	1000m	800m	600m	400m	200m
Section Times	1:16.80 [4] (0:07.92)	1:08.88 [4] (0:11.18)	0:57.70 [3] (0:12.11)	0:45.59 [6] (0:11.47)	0:34.12 [7] (0:11.06)	0:23.06 [7] (0:11.00)	0:12.06 [5] (0:12.06)
Average Speed [km/h]	46.2	64.5	60.8	63.2	66.0	65.4	59.7
Top Speed [km/h]	63.8	66.6	62.7	64.3	67.6	67.8	62.2
Avg. Dist. to Rail [m]	12.2	4.3	4.3	2.0	2.5	4.4	3.8
Avg. Stride Freq. [Hz]	2.4	2.5	2.4	2.4	2.5	2.5	2.4
Avg. Stride Length [m]	5.5	7.2	7.1	7.4	7.4	7.3	6.9



- [] Ranking at each section and finish
- .-.- No data available at this section
- NA No data available



Horse/Jockey Name	Velozes
Final Rank	5
Fastest Section Time (Section)	0:07.92 (Overall)
Top Speed [km/h] (Section)	67.2 (400m)
Race State	Finished



Eagle Farm QLD Professional

Race 5: BRC MEMBERS QTIS 3YO QUALITY - 1300m

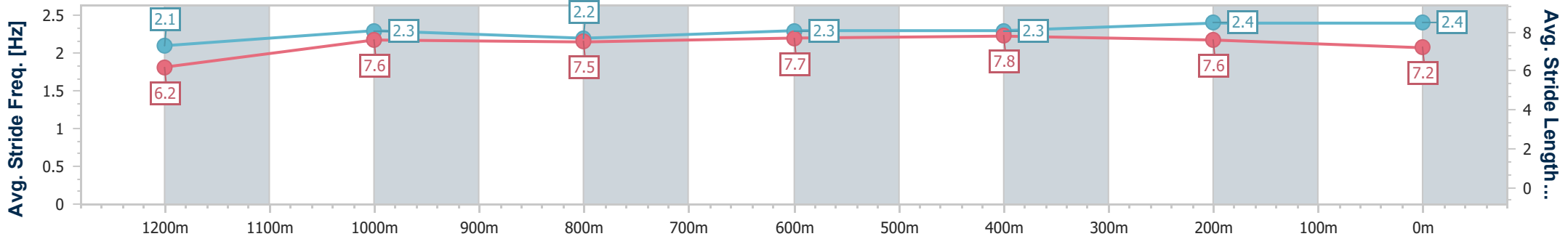
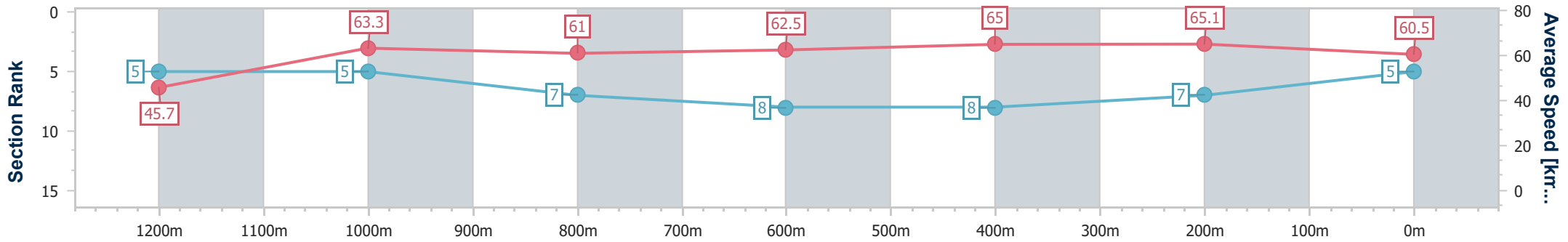
04 May 2024 - 13:49

Track Rating: Soft 5, Weather: Overcast, Rail Position: +7m Entire



BRISBANE RACING CLUB

Section	Overall	1200m	1000m	800m	600m	400m	200m
Section Times	1:16.87 [5] (0:07.92)	1:08.95 [5] (0:11.41)	0:57.54 [5] (0:11.98)	0:45.56 [7] (0:11.61)	0:33.95 [8] (0:11.02)	0:22.93 [8] (0:11.05)	0:11.88 [7]
Average Speed [km/h]	45.7	63.3	61.0	62.5	65.0	65.1	60.5
Top Speed [km/h]	60.8	64.3	62.4	64.8	66.6	67.2	64.2
Avg. Dist. to Rail [m]	7.8	2.3	2.6	1.4	0.9	3.2	5.8
Avg. Stride Freq. [Hz]	2.1	2.3	2.2	2.3	2.3	2.4	2.4
Avg. Stride Length [m]	6.2	7.6	7.5	7.7	7.8	7.6	7.2



- [] Ranking at each section and finish
- .-.- No data available at this section
- NA No data available



Horse/Jockey Name	Volcanic Love
Final Rank	6
Fastest Section Time (Section)	0:08.08 (Overall)
Top Speed [km/h] (Section)	66.9 (400m)
Race State	Finished



Eagle Farm QLD Professional

Race 5: BRC MEMBERS QTIS 3YO QUALITY - 1300m

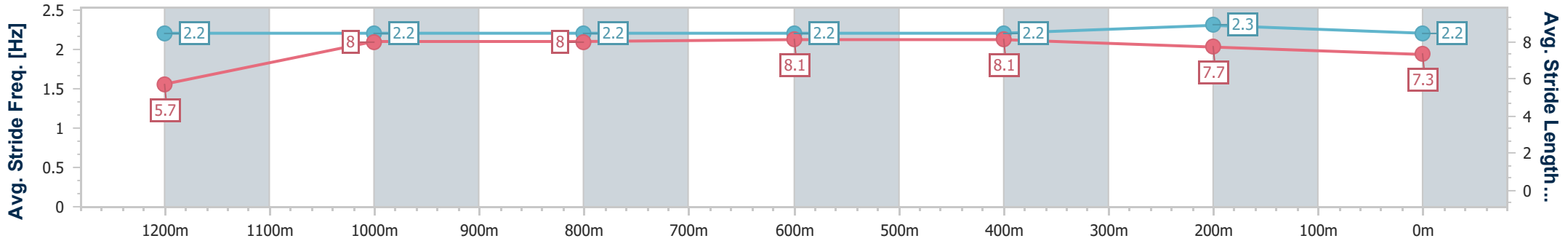
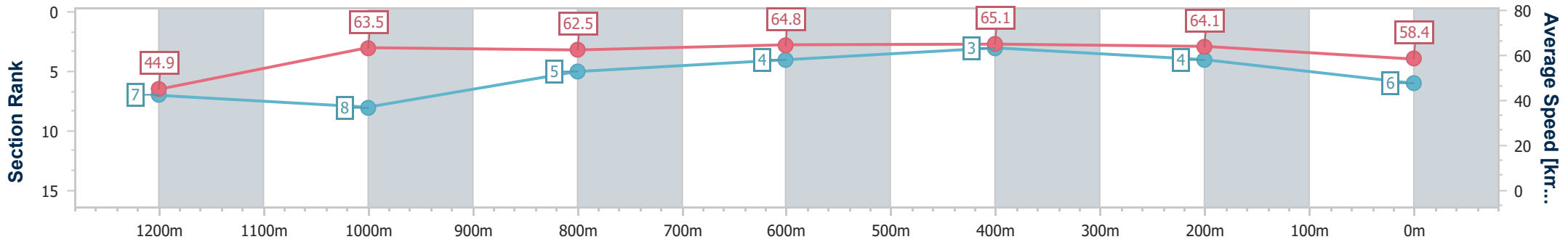
04 May 2024 - 13:49

Track Rating: Soft 5, Weather: Overcast, Rail Position: +7m Entire



BRISBANE RACING CLUB

Section	Overall	1200m	1000m	800m	600m	400m	200m
Section Times	1:17.04 [6] (0:08.08)	1:08.96 [7] (0:11.42)	0:57.54 [8] (0:11.67)	0:45.87 [5] (0:11.25)	0:34.62 [4] (0:11.09)	0:23.53 [3] (0:11.19)	0:12.34 [4] (0:12.34)
Average Speed [km/h]	44.9	63.5	62.5	64.8	65.1	64.1	58.4
Top Speed [km/h]	61.0	64.1	63.7	65.8	66.7	66.9	61.4
Avg. Dist. to Rail [m]	9.1	3.1	3.1	2.3	0.5	2.9	3.0
Avg. Stride Freq. [Hz]	2.2	2.2	2.2	2.2	2.2	2.3	2.2
Avg. Stride Length [m]	5.7	8.0	8.0	8.1	8.1	7.7	7.3



- [] Ranking at each section and finish
- .-.- No data available at this section
- NA No data available



Horse/Jockey Name	The Astronomer
Final Rank	7
Fastest Section Time (Section)	0:07.72 (Overall)
Top Speed [km/h] (Section)	67.2 (400m)
Race State	Finished



Eagle Farm QLD Professional

Race 5: BRC MEMBERS QTIS 3YO QUALITY - 1300m

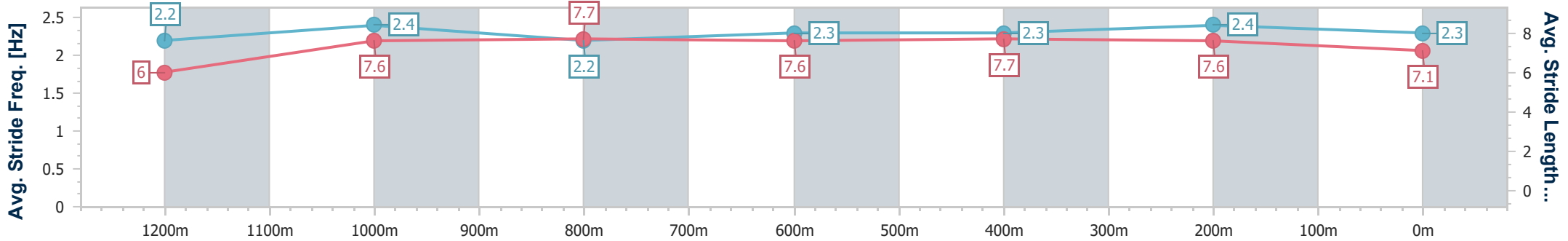
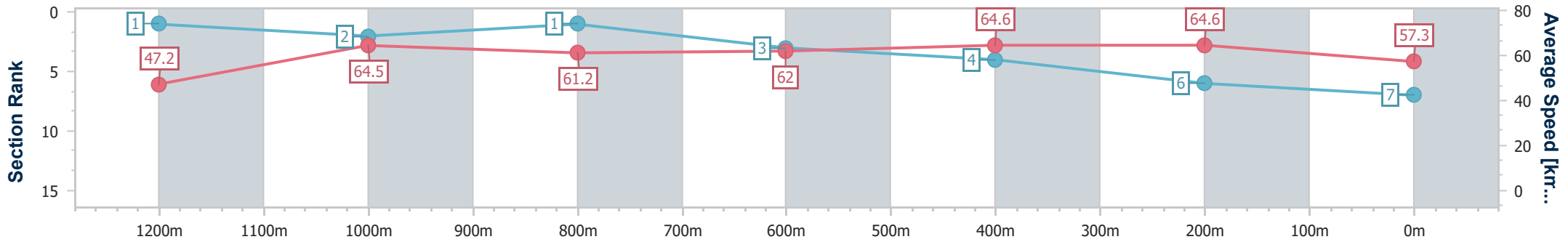
04 May 2024 - 13:49

Track Rating: Soft 5, Weather: Overcast, Rail Position: +7m Entire



BRISBANE RACING CLUB

Section	Overall	1200m	1000m	800m	600m	400m	200m
Section Times	1:17.31 [7] (0:07.72)	1:09.59 [1] (0:11.16)	0:58.43 [2] (0:11.88)	0:46.55 [1] (0:11.65)	0:34.90 [3] (0:11.19)	0:23.71 [4] (0:11.15)	0:12.56 [6] (0:12.56)
Average Speed [km/h]	47.2	64.5	61.2	62.0	64.6	64.6	57.3
Top Speed [km/h]	63.4	66.2	62.5	63.7	66.3	67.2	61.6
Avg. Dist. to Rail [m]	9.7	1.3	1.3	1.4	0.5	1.0	0.4
Avg. Stride Freq. [Hz]	2.2	2.4	2.2	2.3	2.3	2.4	2.3
Avg. Stride Length [m]	6.0	7.6	7.7	7.6	7.7	7.6	7.1



- [] Ranking at each section and finish
- .-.- No data available at this section
- NA No data available



Horse/Jockey Name	Inlanda
Final Rank	8
Fastest Section Time (Section)	0:08.40 (Overall)
Top Speed [km/h] (Section)	67.9 (400m)
Race State	Finished



Eagle Farm QLD Professional

Race 5: BRC MEMBERS QTIS 3YO QUALITY - 1300m

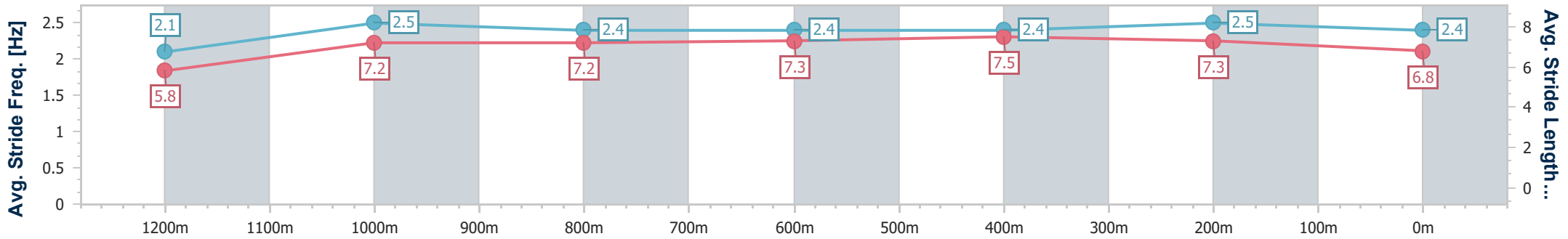
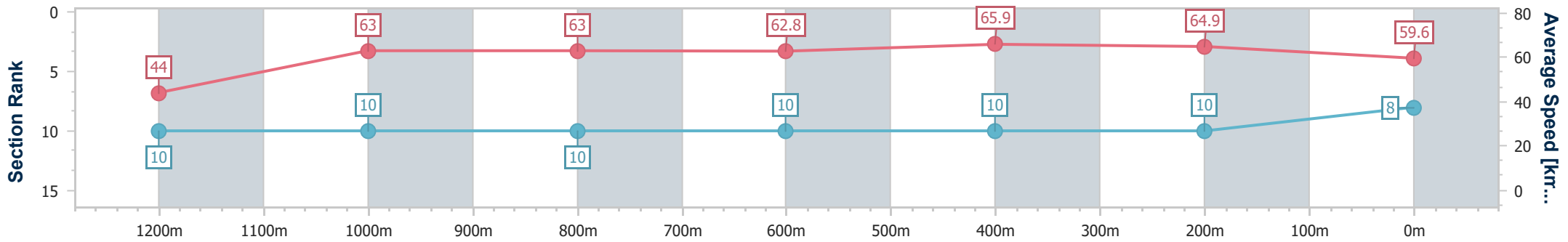
04 May 2024 - 13:49

Track Rating: Soft 5, Weather: Overcast, Rail Position: +7m Entire



BRISBANE RACING CLUB

Section	Overall	1200m	1000m	800m	600m	400m	200m
Section Times	1:17.37 [8] (0:08.40)	1:08.97 [10] (0:11.46)	0:57.51 [10] (0:11.62)	0:45.89 [10] (0:11.63)	0:34.26 [10] (0:11.12)	0:23.14 [10] (0:11.07)	0:12.07 [10] (0:12.07)
Average Speed [km/h]	44.0	63.0	63.0	62.8	65.9	64.9	59.6
Top Speed [km/h]	59.9	64.7	64.6	65.1	67.8	67.9	61.6
Avg. Dist. to Rail [m]	15.4	3.0	3.5	3.9	2.9	7.6	7.1
Avg. Stride Freq. [Hz]	2.1	2.5	2.4	2.4	2.4	2.5	2.4
Avg. Stride Length [m]	5.8	7.2	7.2	7.3	7.5	7.3	6.8



- [] Ranking at each section and finish
- .-.- No data available at this section
- NA No data available



Horse/Jockey Name	Jealous
Final Rank	9
Fastest Section Time (Section)	0:08.28 (Overall)
Top Speed [km/h] (Section)	66.8 (400m)
Race State	Finished



Eagle Farm QLD Professional

Race 5: BRC MEMBERS QTIS 3YO QUALITY - 1300m

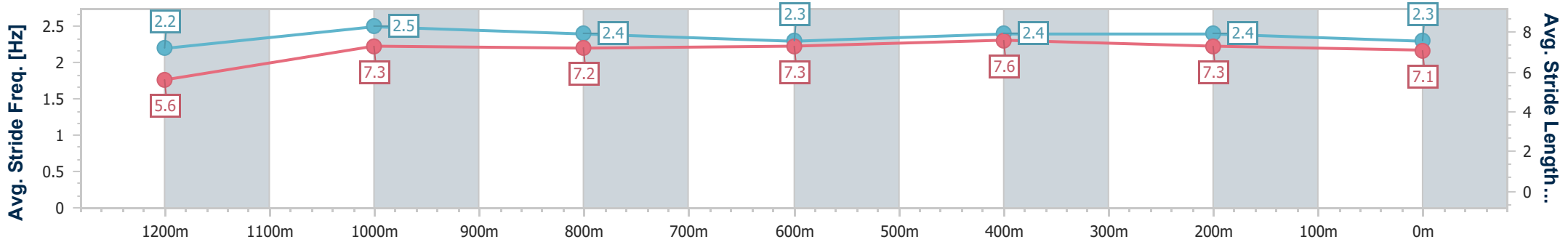
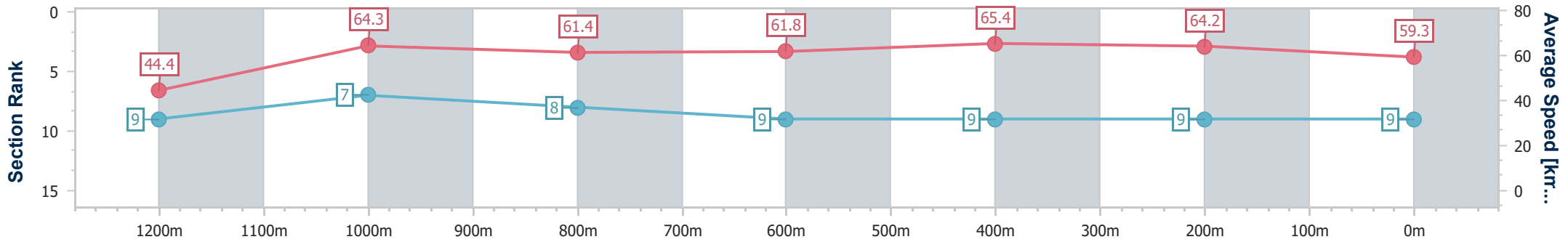
04 May 2024 - 13:49

Track Rating: Soft 5, Weather: Overcast, Rail Position: +7m Entire



BRISBANE RACING CLUB

Section	Overall	1200m	1000m	800m	600m	400m	200m
Section Times	1:17.40 [9] (0:08.28)	1:09.12 [9] (0:11.19)	0:57.93 [7] (0:11.86)	0:46.07 [8] (0:11.72)	0:34.35 [9] (0:11.00)	0:23.35 [9] (0:11.23)	0:12.12 [9]
Average Speed [km/h]	44.4	64.3	61.4	61.8	65.4	64.2	59.3
Top Speed [km/h]	63.8	66.5	64.2	64.5	66.4	66.8	62.1
Avg. Dist. to Rail [m]	12.1	2.5	2.4	1.7	0.5	0.9	1.8
Avg. Stride Freq. [Hz]	2.2	2.5	2.4	2.3	2.4	2.4	2.3
Avg. Stride Length [m]	5.6	7.3	7.2	7.3	7.6	7.3	7.1



- [] Ranking at each section and finish
- .-.- No data available at this section
- NA No data available



Horse/Jockey Name	Pivotal Lad
Final Rank	10
Fastest Section Time (Section)	0:08.22 (Overall)
Top Speed [km/h] (Section)	66.6 (600m)
Race State	Finished



Eagle Farm QLD Professional

Race 5: BRC MEMBERS QTIS 3YO QUALITY - 1300m

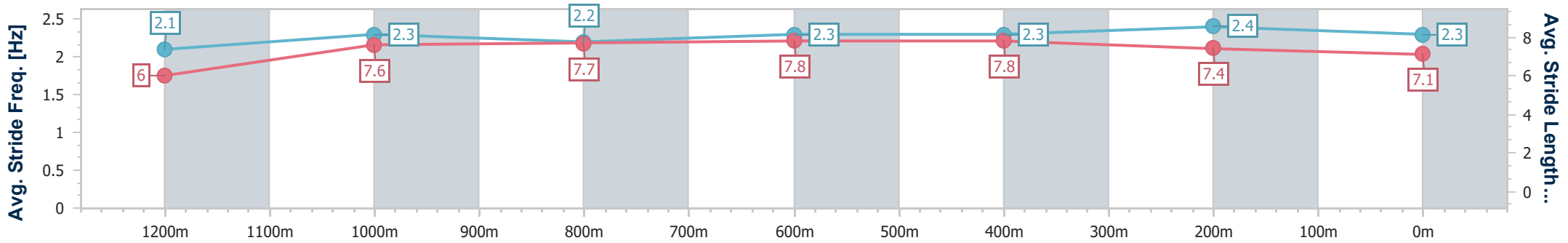
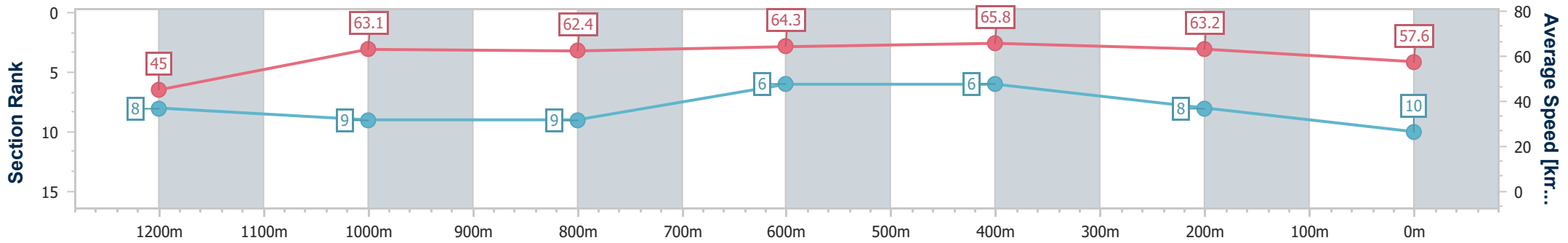
04 May 2024 - 13:49

Track Rating: Soft 5, Weather: Overcast, Rail Position: +7m Entire



BRISBANE RACING CLUB

Section	Overall	1200m	1000m	800m	600m	400m	200m
Section Times	1:17.63 [10] (0:08.22)	1:09.41 [8] (0:11.41)	0:58.00 [9] (0:11.72)	0:46.28 [9] (0:11.30)	0:34.98 [6] (0:11.07)	0:23.91 [6] (0:11.40)	0:12.51 [8] (0:12.51)
Average Speed [km/h]	45.0	63.1	62.4	64.3	65.8	63.2	57.6
Top Speed [km/h]	61.1	65.3	63.5	66.3	66.6	66.1	60.4
Avg. Dist. to Rail [m]	13.8	3.2	2.7	2.3	2.3	5.2	7.6
Avg. Stride Freq. [Hz]	2.1	2.3	2.2	2.3	2.3	2.4	2.3
Avg. Stride Length [m]	6.0	7.6	7.7	7.8	7.8	7.4	7.1



- [] Ranking at each section and finish
- .-.- No data available at this section
- NA No data available



Eagle Farm QLD Professional

Race 6: LADBROKES DALRELLO STAKES - 1000m

04 May 2024 - 14:24



BRISBANE
RACING CLUB

Track Rating: Soft 5, Weather: Overcast, Rail Position: +7m Entire

Section		Overall	800m	600m	400m	200m	Last 600m					
Field Times		0:56.89 (0:12.83)	0:44.06 (0:10.44)	0:33.62 (0:10.56)	0:23.06 (0:10.74)	0:12.32 (0:12.32)	0:33.62					
Rank	TAB Horse/Jockey	Barrier	Top Speed [km/h]	Fastest Section	Margin					Distance Travelled [m]		
1	7 MISHANI LILY Vlad Duric	1	72.1 Overall	0:10.44 800m	0:56.89 [1] (0:12.83)	0:44.06 [1] (0:10.44)	0:33.62 [1] (0:10.56)	0:23.06 [1] (0:10.74)	0:12.32 [1] (0:12.32)	0:56.89	0:33.62	
2	3 EMBASSY James Orman	3	70.3 Overall	0:10.52 800m	0:56.95 [2] (0:12.98)	0:43.97 [3] (0:10.52)	0:33.45 [2] (0:10.52)	0:22.93 [2] (0:10.80)	0:12.13 [2] (0:12.13)	0.34L	0:33.45	-4
3	2 ZOUNA Adin Thompson	5	70.2 600m	0:10.44 600m	0:57.36 [3] (0:13.29)	0:44.07 [6] (0:10.67)	0:33.40 [6] (0:10.44)	0:22.96 [5] (0:10.86)	0:12.10 [4] (0:12.10)	2.79L	0:33.40	-3
4	10 MADRINA Adam Hyeronimus	6	70.9 800m	0:10.54 600m	0:57.44 [4] (0:12.96)	0:44.48 [2] (0:10.74)	0:33.74 [3] (0:10.54)	0:23.20 [3] (0:10.90)	0:12.30 [3] (0:12.30)	3.23L	0:33.74	+3
5	1 LEAD ME ON Michael Rodd	14	69.9 400m	0:10.56 800m	0:57.59 [5] (0:13.34)	0:44.25 [7] (0:10.56)	0:33.69 [5] (0:10.59)	0:23.10 [6] (0:10.82)	0:12.28 [5] (0:12.28)	4.11L	0:33.69	+0
6	12 ESPINHO Ryan Maloney	9	70.2 800m	0:10.64 800m	0:57.88 [6] (0:13.46)	0:44.42 [8] (0:10.64)	0:33.78 [8] (0:10.78)	0:23.00 [8] (0:10.98)	0:12.02 [8] (0:12.02)	5.85L	0:33.78	-1
7	8 DEVINE FORCE Robbie Dolan	4	69.0 800m	0:10.75 800m	0:58.00 [7] (0:13.24)	0:44.76 [5] (0:10.75)	0:34.01 [7] (0:10.97)	0:23.04 [9] (0:10.96)	0:12.08 [9] (0:12.08)	6.54L	0:34.01	+0
8	4 PARETO Kyle Wilson-Taylor	7	72.4 800m	0:10.51 800m	0:58.15 [8] (0:13.21)	0:44.94 [4] (0:10.51)	0:34.43 [4] (0:10.58)	0:23.85 [4] (0:11.01)	0:12.84 [6] (0:12.84)	7.44L	0:34.43	+2
9	5 THE HAMO Mark Du Plessis	15	69.6 800m	0:10.66 800m	0:58.20 [9] (0:13.51)	0:44.69 [10] (0:10.66)	0:34.03 [9] (0:10.70)	0:23.33 [7] (0:10.95)	0:12.38 [7] (0:12.38)	7.71L	0:34.03	+3
10	9 CARRAVILLA Martin Harley	2	69.5 800m	0:10.86 600m	0:59.13 [10] (0:13.48)	0:45.65 [9] (0:10.87)	0:34.78 [10] (0:10.86)	0:23.92 [10] (0:11.32)	0:12.60 [10] (0:12.60)	13.17L	0:34.78	-2

Scratched: Insist (#13), Soul Pursuit (#14), Bank Book (#11), Aquaholic (#6), Aye Eye Boom (#15)



Horse/Jockey Name	Mishani Lily
Final Rank	1
Fastest Section Time (Section)	0:10.44 (800m)
Top Speed [km/h] (Section)	72.1 (Overall)
Race State	Finished

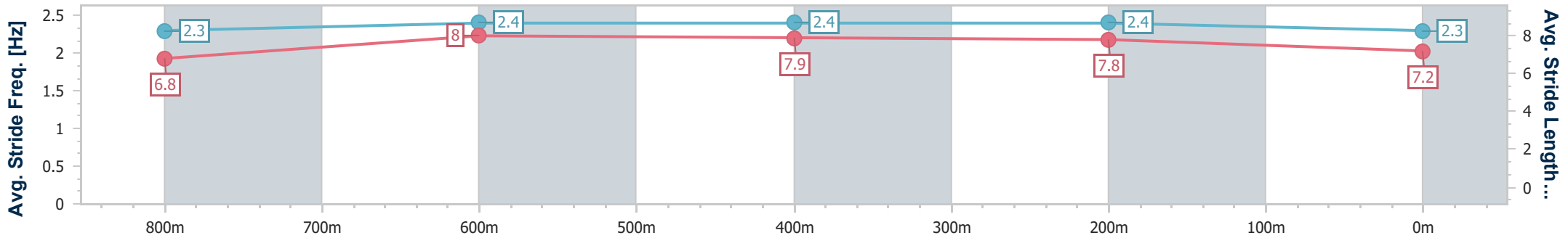
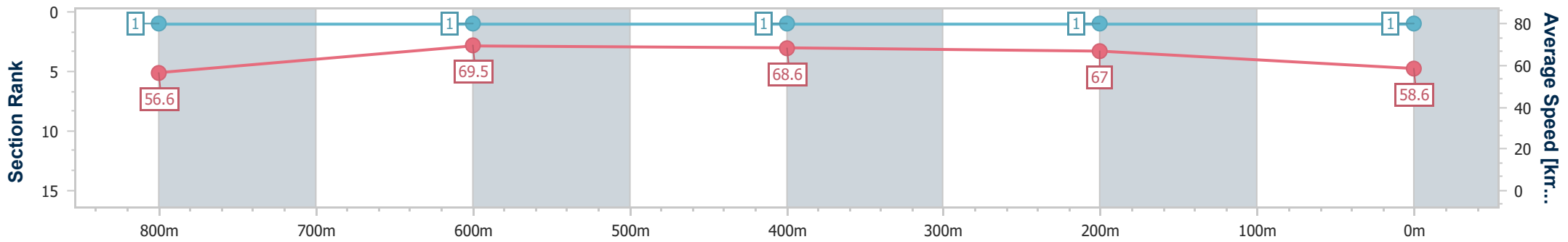


Eagle Farm QLD Professional
 Race 6: LADBROKES DALRELLO STAKES - 1000m
 04 May 2024 - 14:24
 Track Rating: Soft 5, Weather: Overcast, Rail Position: +7m Entire



BRISBANE
 RACING CLUB

Section	Overall	800m	600m	400m	200m
Section Times	0:56.89 [1] (0:12.83)	0:44.06 [1] (0:10.44)	0:33.62 [1] (0:10.56)	0:23.06 [1] (0:10.74)	0:12.32 [1] (0:12.32)
Average Speed [km/h]	56.6	69.5	68.6	67.0	58.6
Top Speed [km/h]	72.1	71.9	70.1	70.3	63.6
Avg. Dist. to Rail [m]	3.1	2.6	1.2	1.9	3.3
Avg. Stride Freq. [Hz]	2.3	2.4	2.4	2.4	2.3
Avg. Stride Length [m]	6.8	8.0	7.9	7.8	7.2



- [] Ranking at each section and finish
- .-.- No data available at this section
- NA No data available



Horse/Jockey Name	Embassy
Final Rank	2
Fastest Section Time (Section)	0:10.52 (800m)
Top Speed [km/h] (Section)	70.3 (Overall)
Race State	Finished

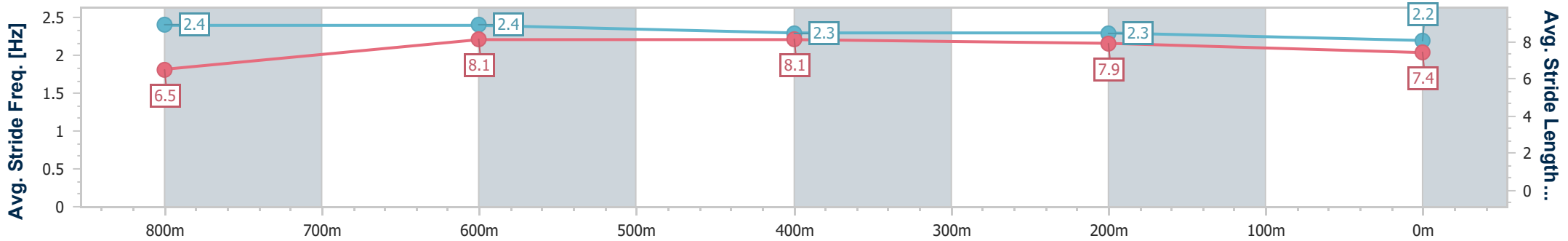
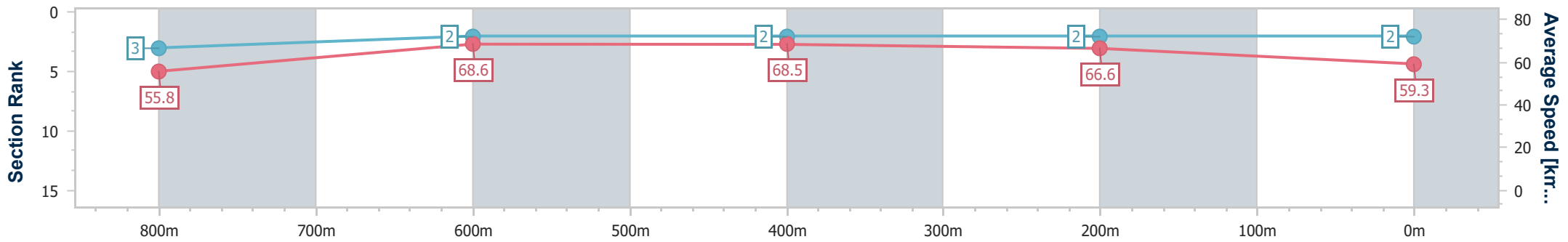


Eagle Farm QLD Professional
 Race 6: LADBROKES DALRELLO STAKES - 1000m
 04 May 2024 - 14:24
 Track Rating: Soft 5, Weather: Overcast, Rail Position: +7m Entire



BRISBANE
 RACING CLUB

Section	Overall	800m	600m	400m	200m
Section Times	0:56.95 [2] (0:12.98)	0:43.97 [3] (0:10.52)	0:33.45 [2] (0:10.52)	0:22.93 [2] (0:10.80)	0:12.13 [2] (0:12.13)
Average Speed [km/h]	55.8	68.6	68.5	66.6	59.3
Top Speed [km/h]	70.3	70.1	69.4	68.7	64.2
Avg. Dist. to Rail [m]	4.0	0.6	0.5	2.1	4.4
Avg. Stride Freq. [Hz]	2.4	2.4	2.3	2.3	2.2
Avg. Stride Length [m]	6.5	8.1	8.1	7.9	7.4



- [] Ranking at each section and finish
- .-.- No data available at this section
- NA No data available



Horse/Jockey Name	Zouna
Final Rank	3
Fastest Section Time (Section)	0:10.44 (600m)
Top Speed [km/h] (Section)	70.2 (600m)
Race State	Finished

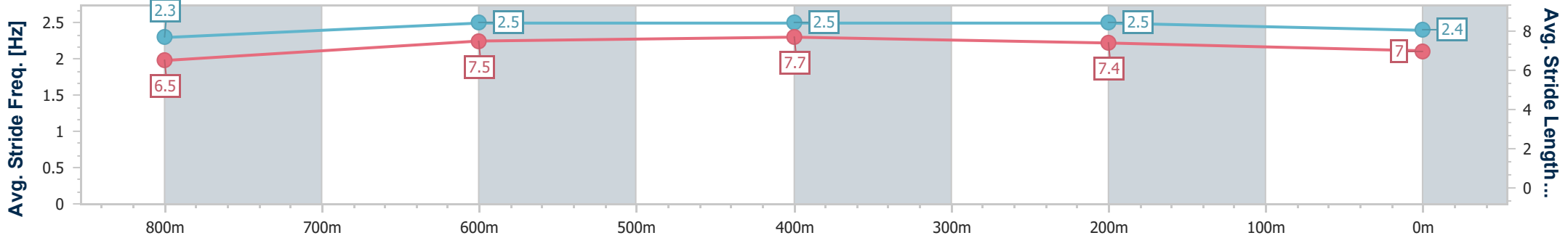
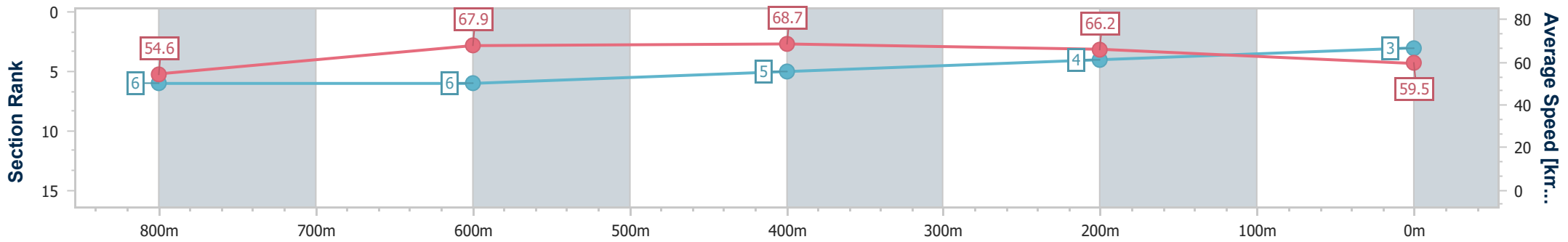


Eagle Farm QLD Professional
 Race 6: LADBROKES DALRELLO STAKES - 1000m
 04 May 2024 - 14:24
 Track Rating: Soft 5, Weather: Overcast, Rail Position: +7m Entire



BRISBANE
 RACING CLUB

Section	Overall	800m	600m	400m	200m
Section Times	0:57.36 [3] (0:13.29)	0:44.07 [6] (0:10.67)	0:33.40 [6] (0:10.44)	0:22.96 [5] (0:10.86)	0:12.10 [4] (0:12.10)
Average Speed [km/h]	54.6	67.9	68.7	66.2	59.5
Top Speed [km/h]	70.0	70.1	70.2	68.0	62.9
Avg. Dist. to Rail [m]	4.6	1.4	1.9	2.3	1.0
Avg. Stride Freq. [Hz]	2.3	2.5	2.5	2.5	2.4
Avg. Stride Length [m]	6.5	7.5	7.7	7.4	7.0



- [] Ranking at each section and finish
- .-.- No data available at this section
- NA No data available



Horse/Jockey Name	Madrina
Final Rank	4
Fastest Section Time (Section)	0:10.54 (600m)
Top Speed [km/h] (Section)	70.9 (800m)
Race State	Finished

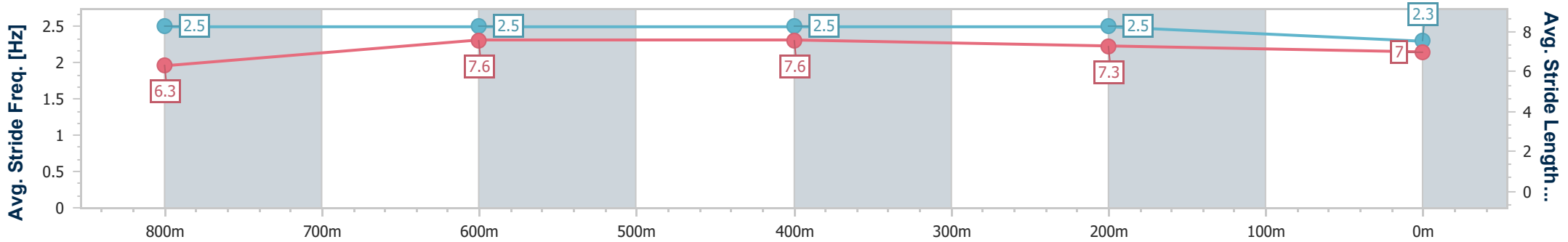
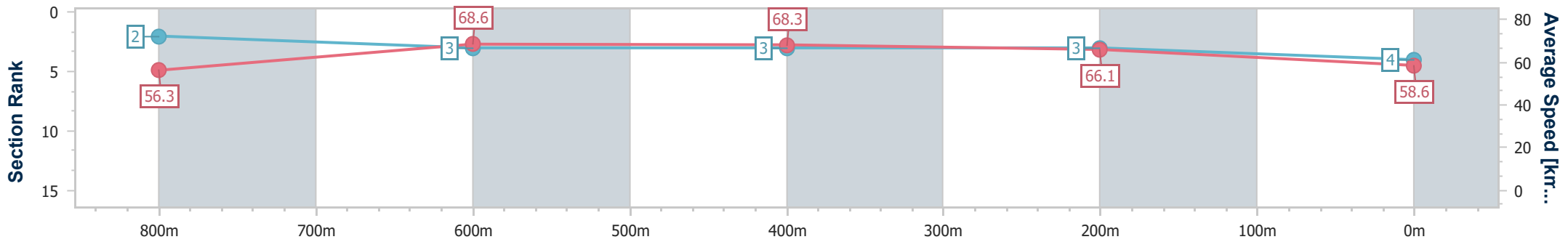


Eagle Farm QLD Professional
 Race 6: LADBROKES DALRELLO STAKES - 1000m
 04 May 2024 - 14:24
 Track Rating: Soft 5, Weather: Overcast, Rail Position: +7m Entire



BRISBANE
 RACING CLUB

Section	Overall	800m	600m	400m	200m
Section Times	0:57.44 [4] (0:12.96)	0:44.48 [2] (0:10.74)	0:33.74 [3] (0:10.54)	0:23.20 [3] (0:10.90)	0:12.30 [3] (0:12.30)
Average Speed [km/h]	56.3	68.6	68.3	66.1	58.6
Top Speed [km/h]	70.2	70.9	69.7	70.0	61.1
Avg. Dist. to Rail [m]	7.9	4.3	0.9	2.8	3.1
Avg. Stride Freq. [Hz]	2.5	2.5	2.5	2.5	2.3
Avg. Stride Length [m]	6.3	7.6	7.6	7.3	7.0



- [] Ranking at each section and finish
- .-.- No data available at this section
- NA No data available



Horse/Jockey Name	Lead Me On
Final Rank	5
Fastest Section Time (Section)	0:10.56 (800m)
Top Speed [km/h] (Section)	69.9 (400m)
Race State	Finished

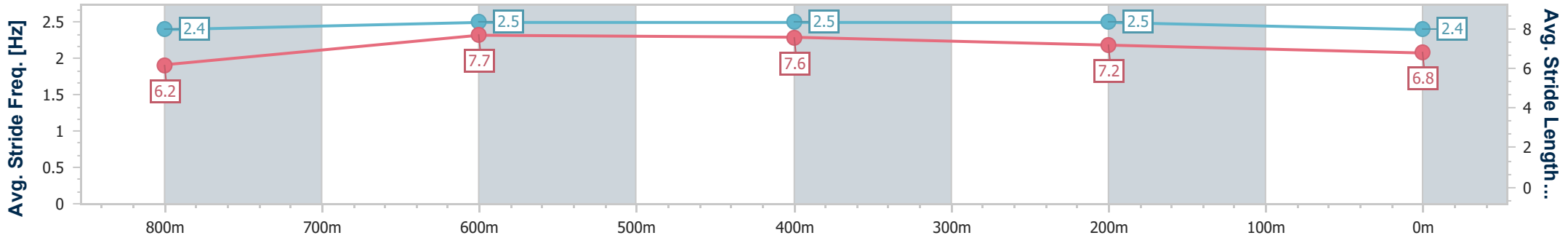
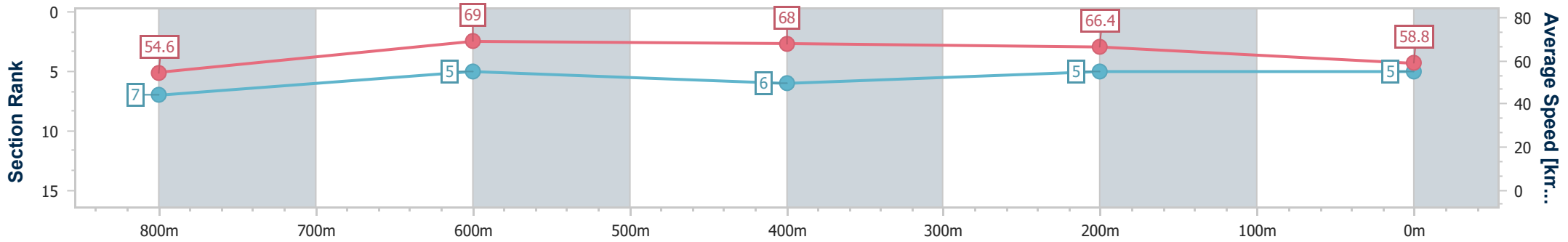


Eagle Farm QLD Professional
 Race 6: LADBROKES DALRELLO STAKES - 1000m
 04 May 2024 - 14:24
 Track Rating: Soft 5, Weather: Overcast, Rail Position: +7m Entire



BRISBANE
RACING CLUB

Section	Overall	800m	600m	400m	200m
Section Times	0:57.59 [5] (0:13.34)	0:44.25 [7] (0:10.56)	0:33.69 [5] (0:10.59)	0:23.10 [6] (0:10.82)	0:12.28 [5] (0:12.28)
Average Speed [km/h]	54.6	69.0	68.0	66.4	58.8
Top Speed [km/h]	69.3	69.5	68.8	69.9	63.3
Avg. Dist. to Rail [m]	7.7	2.4	0.7	4.7	7.4
Avg. Stride Freq. [Hz]	2.4	2.5	2.5	2.5	2.4
Avg. Stride Length [m]	6.2	7.7	7.6	7.2	6.8



- [] Ranking at each section and finish
- .-.- No data available at this section
- NA No data available



Horse/Jockey Name	Espinho
Final Rank	6
Fastest Section Time (Section)	0:10.64 (800m)
Top Speed [km/h] (Section)	70.2 (800m)
Race State	Finished

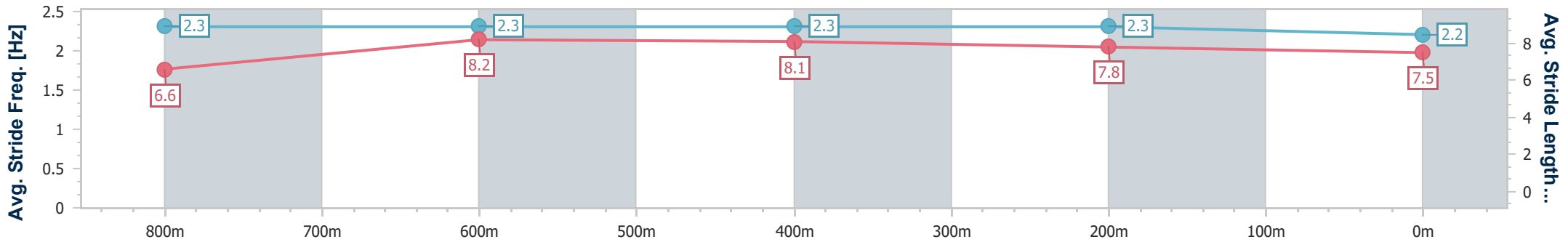
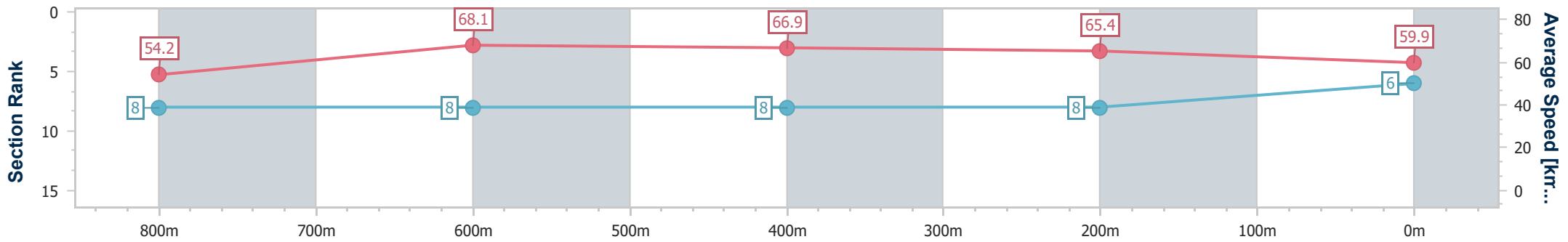


Eagle Farm QLD Professional
 Race 6: LADBROKES DALRELLIO STAKES - 1000m
 04 May 2024 - 14:24
 Track Rating: Soft 5, Weather: Overcast, Rail Position: +7m Entire



BRISBANE
 RACING CLUB

Section	Overall	800m	600m	400m	200m
Section Times	0:57.88 [6] (0:13.46)	0:44.42 [8] (0:10.64)	0:33.78 [8] (0:10.78)	0:23.00 [8] (0:10.98)	0:12.02 [8] (0:12.02)
Average Speed [km/h]	54.2	68.1	66.9	65.4	59.9
Top Speed [km/h]	69.9	70.2	68.8	67.8	63.3
Avg. Dist. to Rail [m]	7.2	1.5	0.8	1.7	1.3
Avg. Stride Freq. [Hz]	2.3	2.3	2.3	2.3	2.2
Avg. Stride Length [m]	6.6	8.2	8.1	7.8	7.5



- [] Ranking at each section and finish
- .-.- No data available at this section
- NA No data available



Horse/Jockey Name	Devine Force
Final Rank	7
Fastest Section Time (Section)	0:10.75 (800m)
Top Speed [km/h] (Section)	69.0 (800m)
Race State	Finished

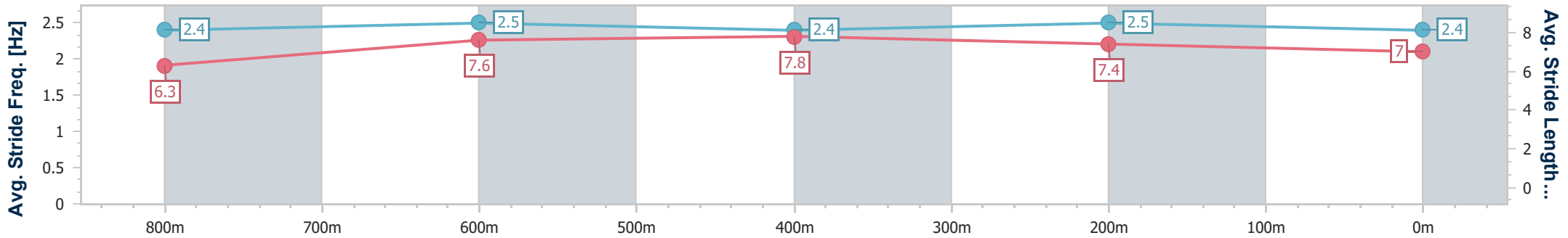
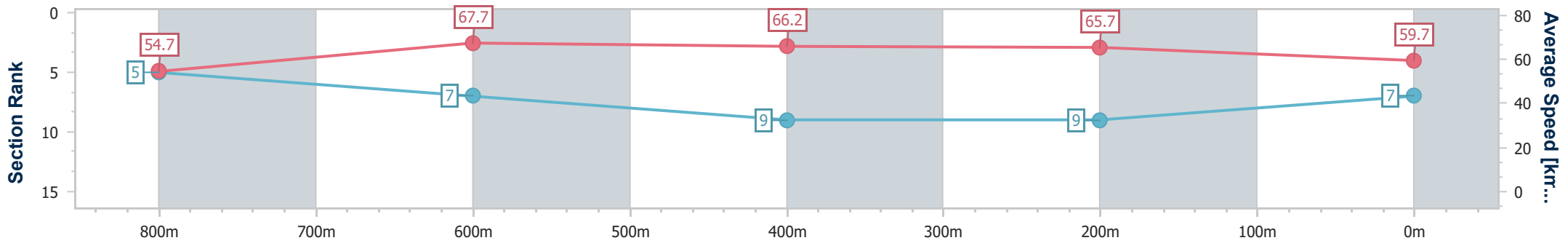


Eagle Farm QLD Professional
 Race 6: LADBROKES DALRELLO STAKES - 1000m
 04 May 2024 - 14:24
 Track Rating: Soft 5, Weather: Overcast, Rail Position: +7m Entire



BRISBANE
RACING CLUB

Section	Overall	800m	600m	400m	200m
Section Times	0:58.00 [7] (0:13.24)	0:44.76 [5] (0:10.75)	0:34.01 [7] (0:10.97)	0:23.04 [9] (0:10.96)	0:12.08 [9] (0:12.08)
Average Speed [km/h]	54.7	67.7	66.2	65.7	59.7
Top Speed [km/h]	68.9	69.0	68.3	68.1	63.5
Avg. Dist. to Rail [m]	4.4	2.1	2.1	3.5	3.3
Avg. Stride Freq. [Hz]	2.4	2.5	2.4	2.5	2.4
Avg. Stride Length [m]	6.3	7.6	7.8	7.4	7.0



- [] Ranking at each section and finish
- .-.- No data available at this section
- NA No data available



Horse/Jockey Name	Pareto
Final Rank	8
Fastest Section Time (Section)	0:10.51 (800m)
Top Speed [km/h] (Section)	72.4 (800m)
Race State	Finished

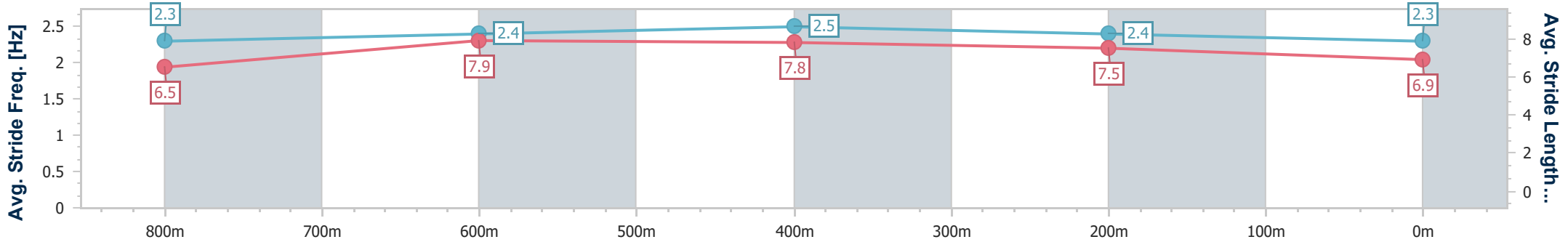
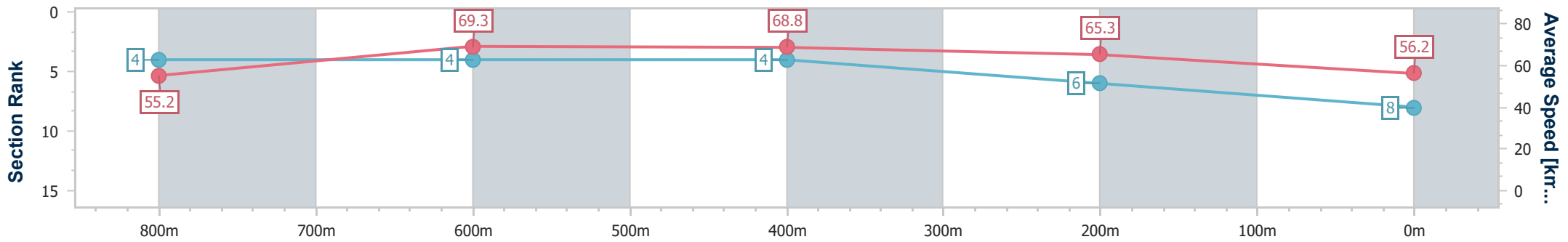


Eagle Farm QLD Professional
 Race 6: LADBROKES DALRELLO STAKES - 1000m
 04 May 2024 - 14:24
 Track Rating: Soft 5, Weather: Overcast, Rail Position: +7m Entire



BRISBANE
 RACING CLUB

Section	Overall	800m	600m	400m	200m
Section Times	0:58.15 [8] (0:13.21)	0:44.94 [4] (0:10.51)	0:34.43 [4] (0:10.58)	0:23.85 [4] (0:11.01)	0:12.84 [6] (0:12.84)
Average Speed [km/h]	55.2	69.3	68.8	65.3	56.2
Top Speed [km/h]	71.2	72.4	70.2	68.6	61.4
Avg. Dist. to Rail [m]	7.7	2.5	2.1	6.2	5.9
Avg. Stride Freq. [Hz]	2.3	2.4	2.5	2.4	2.3
Avg. Stride Length [m]	6.5	7.9	7.8	7.5	6.9



- [] Ranking at each section and finish
- .-.- No data available at this section
- NA No data available



Horse/Jockey Name	The Hamo
Final Rank	9
Fastest Section Time (Section)	0:10.66 (800m)
Top Speed [km/h] (Section)	69.6 (800m)
Race State	Finished

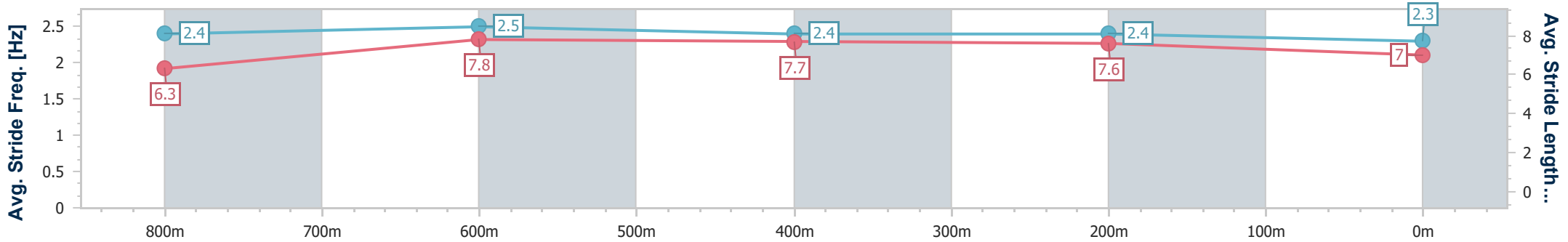
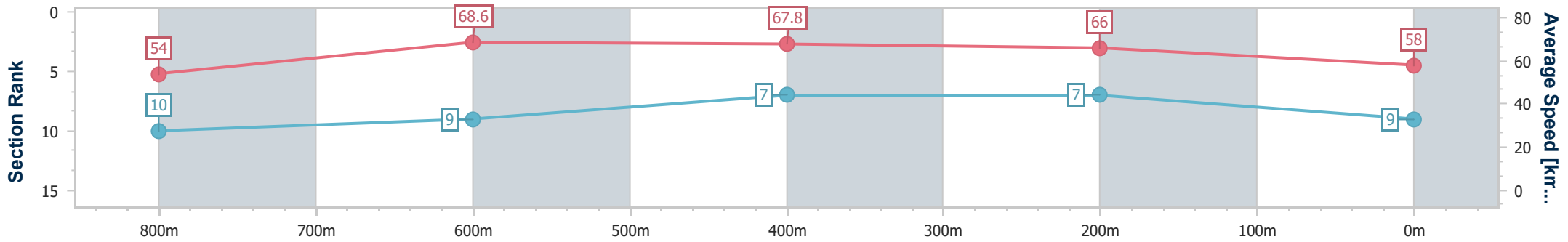


Eagle Farm QLD Professional
 Race 6: LADBROKES DALRELLO STAKES - 1000m
 04 May 2024 - 14:24
 Track Rating: Soft 5, Weather: Overcast, Rail Position: +7m Entire



BRISBANE
RACING CLUB

Section	Overall	800m	600m	400m	200m
Section Times	0:58.20 [9] (0:13.51)	0:44.69 [10] (0:10.66)	0:34.03 [9] (0:10.70)	0:23.33 [7] (0:10.95)	0:12.38 [7] (0:12.38)
Average Speed [km/h]	54.0	68.6	67.8	66.0	58.0
Top Speed [km/h]	69.5	69.6	69.5	69.5	62.5
Avg. Dist. to Rail [m]	8.9	3.3	2.0	4.4	5.4
Avg. Stride Freq. [Hz]	2.4	2.5	2.4	2.4	2.3
Avg. Stride Length [m]	6.3	7.8	7.7	7.6	7.0



- [] Ranking at each section and finish
- .-.-.- No data available at this section
- NA No data available



Horse/Jockey Name	Carravilla
Final Rank	10
Fastest Section Time (Section)	0:10.86 (600m)
Top Speed [km/h] (Section)	69.5 (800m)
Race State	Finished

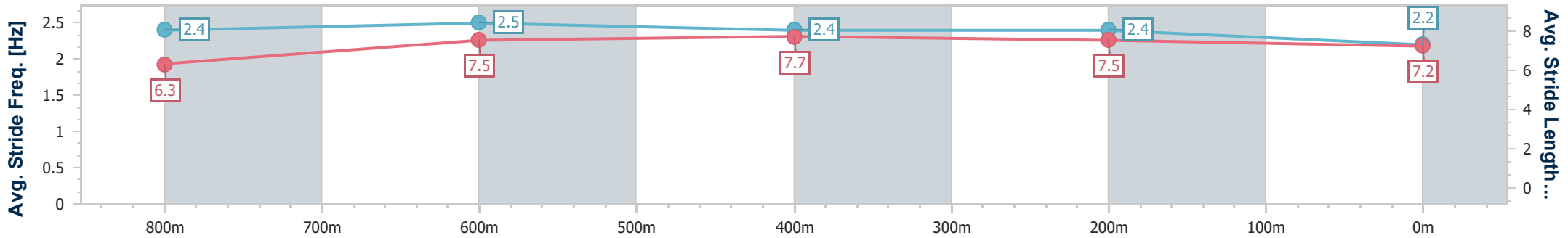
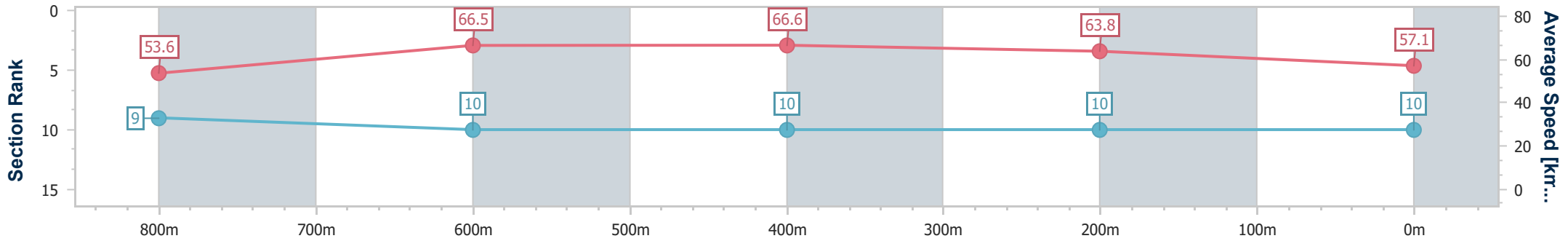


Eagle Farm QLD Professional
 Race 6: LADBROKES DALRELLO STAKES - 1000m
 04 May 2024 - 14:24
 Track Rating: Soft 5, Weather: Overcast, Rail Position: +7m Entire



BRISBANE
 RACING CLUB

Section	Overall	800m	600m	400m	200m
Section Times	0:59.13 [10] (0:13.48)	0:45.65 [9] (0:10.87)	0:34.78 [10] (0:10.86)	0:23.92 [10] (0:11.32)	0:12.60 [10] (0:12.60)
Average Speed [km/h]	53.6	66.5	66.6	63.8	57.1
Top Speed [km/h]	69.4	69.5	67.5	66.0	60.9
Avg. Dist. to Rail [m]	3.4	0.9	0.8	3.3	2.1
Avg. Stride Freq. [Hz]	2.4	2.5	2.4	2.4	2.2
Avg. Stride Length [m]	6.3	7.5	7.7	7.5	7.2



- [] Ranking at each section and finish
- .-.- No data available at this section
- NA No data available



Eagle Farm QLD Professional

Race 7: THE STAR COLTS, GELDINGS & ENTIRES BENCHMARK 78 HANDICAP (4YO only QTIS bonuses applicable) - 1200m

04 May 2024 - 14:59



BRISBANE
RACING CLUB

Track Rating: Soft 5, Weather: Overcast, Rail Position: +7m Entire

Section		Overall	1000m	800m	600m	400m	200m	Last 600m					
Field Times		1:10.33 (0:13.12)	0:57.21 (0:10.69)	0:46.52 (0:11.19)	0:35.33 (0:11.27)	0:24.06 (0:11.68)	0:12.38 (0:12.38)	0:35.33					
Rank	TAB Horse/Jockey	Barrier	Top Speed [km/h]	Fastest Section								Margin	Distance Travelled [m]
1	4 IMMORAL James Orman	2	68.8 1000m	0:10.78 1000m	1:10.33 [1] (0:13.47)	0:56.86 [5] (0:10.78)	0:46.08 [5] (0:11.37)	0:34.71 [7] (0:11.22)	0:23.49 [7] (0:11.39)	0:12.10 [6] (0:12.10)	1:10.33	0:34.71	
2	10 WARBY Ryan Maloney	3	68.7 1000m	0:10.74 1000m	1:10.33 [2] (0:13.62)	0:56.71 [6] (0:10.74)	0:45.97 [6] (0:11.14)	0:34.83 [5] (0:11.22)	0:23.61 [6] (0:11.32)	0:12.29 [3] (0:12.29)	0.04L	0:34.83	-3
3	2 MUSCHIALLI Tommy Berry	1	68.7 1000m	0:10.76 1000m	1:10.63 [3] (0:13.30)	0:57.33 [3] (0:10.76)	0:46.57 [3] (0:11.19)	0:35.38 [3] (0:11.24)	0:24.14 [2] (0:11.46)	0:12.68 [1] (0:12.68)	1.8L	0:35.38	-6
4	12 MINTAKA LAD Kyle Wilson-Taylor	11	70.2 Overall	0:10.79 1000m	1:10.71 [4] (0:13.35)	0:57.36 [4] (0:10.79)	0:46.57 [4] (0:11.24)	0:35.33 [4] (0:11.26)	0:24.07 [4] (0:11.41)	0:12.66 [4] (0:12.66)	2.25L	0:35.33	-2
5	15 LIBERTY STEPS Nikita Beriman	4	68.3 1000m	0:10.96 1000m	1:10.73 [5] (0:13.63)	0:57.10 [7] (0:10.96)	0:46.14 [8] (0:11.23)	0:34.91 [8] (0:11.20)	0:23.71 [9] (0:11.39)	0:12.32 [10] (0:12.32)	2.38L	0:34.91	-3
6	9 DEVASTATING Vlad Duric	6	69.4 1000m	0:10.91 1000m	1:10.79 [6] (0:13.82)	0:56.97 [9] (0:10.91)	0:46.06 [9] (0:11.20)	0:34.86 [10] (0:11.07)	0:23.79 [8] (0:11.13)	0:12.66 [5] (0:12.66)	2.71L	0:34.86	+5
7	13 ALLEZ ZOU Robbie Dolan	5	68.8 1000m	0:10.91 1000m	1:10.80 [7] (0:14.04)	0:56.76 [10] (0:10.91)	0:45.85 [11] (0:11.06)	0:34.79 [11] (0:11.05)	0:23.74 [10] (0:11.22)	0:12.52 [8] (0:12.52)	2.81L	0:34.79	-7
8	16 PANGAEA Mark Du Plessis	8	69.2 1000m	0:10.84 1000m	1:10.83 [8] (0:14.07)	0:56.76 [11] (0:10.84)	0:45.92 [10] (0:11.01)	0:34.91 [9] (0:11.20)	0:23.71 [11] (0:11.32)	0:12.39 [11] (0:12.39)	2.94L	0:34.91	-2
9	5 JEMELDI Bailey Wheeler	16	69.9 1000m	0:10.72 1000m	1:11.15 [9] (0:13.69)	0:57.46 [8] (0:10.72)	0:46.74 [7] (0:11.15)	0:35.59 [6] (0:11.13)	0:24.46 [5] (0:11.54)	0:12.92 [7] (0:12.92)	4.85L	0:35.59	+5
10	6 THIS IS ONE Tahlia Fenlon	17	70.5 1000m	0:10.78 1000m	1:11.40 [10] (0:13.21)	0:58.19 [2] (0:10.78)	0:47.41 [2] (0:11.21)	0:36.20 [2] (0:11.30)	0:24.90 [3] (0:11.80)	0:13.10 [9] (0:13.10)	6.3L	0:36.20	+1

Scratched: The Astronomer (#14), Deferential (#17), Magnetic (#1), Apophis (#8), Redzoust (#11), Weigall Tiger (#7)



Eagle Farm QLD Professional
Race 7: THE STAR COLTS, GELDINGS & ENTIRES BENCHMARK 78
HANDICAP (4YO only QTIS bonuses applicable) - 1200m
04 May 2024 - 14:59



Track Rating: Soft 5, Weather: Overcast, Rail Position: +7m Entire

Section	Overall	1000m	800m	600m	400m	200m	Last 600m
Field Times	1:10.33 (0:13.12)	0:57.21 (0:10.69)	0:46.52 (0:11.19)	0:35.33 (0:11.27)	0:24.06 (0:11.68)	0:12.38 (0:12.38)	0:35.33

Rank	TAB	Horse/Jockey	Barrier	Top Speed [km/h]	Fastest Section	Margin	Distance Travelled [m]
11	3	OUGHTON	7	70.6	0:10.69	6.84L	-5
		Adam Hyeronimus		Overall	1000m		
					1:11.49 [11] (0:13.12)		
					0:58.37 [1] (0:10.69)		
					0:47.68 [1] (0:11.19)		
					0:36.49 [1] (0:11.27)		
					0:25.22 [1] (0:11.77)		
					0:13.45 [2] (0:13.45)		

Scratched: The Astronomer (#14), Deferential (#17), Magnetic (#1), Apophis (#8), Redzoust (#11), Weigall Tiger (#7)



Horse/Jockey Name	Immoral
Final Rank	1
Fastest Section Time (Section)	0:10.78 (1000m)
Top Speed [km/h] (Section)	68.8 (1000m)
Race State	Finished



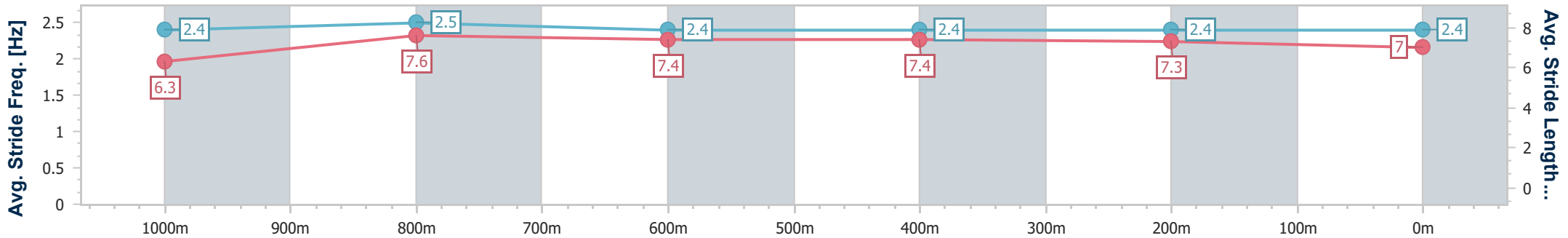
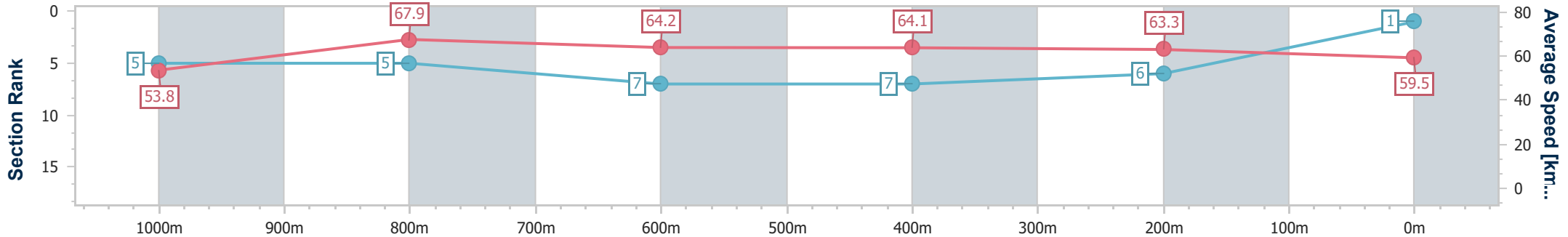
Eagle Farm QLD Professional
 Race 7: THE STAR COLTS, GELDINGS & ENTIRES
 BENCHMARK 78 HANDICAP (4YO only QTIS bonuses
 applicable) - 1200m
 04 May 2024 - 14:59



BRISBANE
 RACING CLUB

Track Rating: Soft 5, Weather: Overcast, Rail Position: +7m Entire

Section	Overall	1000m	800m	600m	400m	200m
Section Times	1:10.33 [1] (0:13.47)	0:56.86 [5] (0:10.78)	0:46.08 [5] (0:11.37)	0:34.71 [7] (0:11.22)	0:23.49 [7] (0:11.39)	0:12.10 [6] (0:12.10)
Average Speed [km/h]	53.8	67.9	64.2	64.1	63.3	59.5
Top Speed [km/h]	68.4	68.8	67.3	65.3	65.2	62.7
Avg. Dist. to Rail [m]	3.5	4.1	2.5	0.6	5.6	5.3
Avg. Stride Freq. [Hz]	2.4	2.5	2.4	2.4	2.4	2.4
Avg. Stride Length [m]	6.3	7.6	7.4	7.4	7.3	7.0



- [] Ranking at each section and finish
- .-.- No data available at this section
- NA No data available



Horse/Jockey Name	Warby
Final Rank	2
Fastest Section Time (Section)	0:10.74 (1000m)
Top Speed [km/h] (Section)	68.7 (1000m)
Race State	Finished



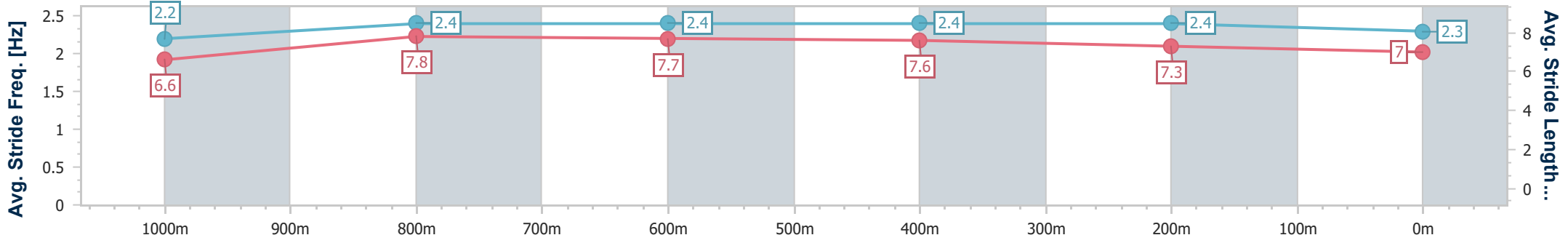
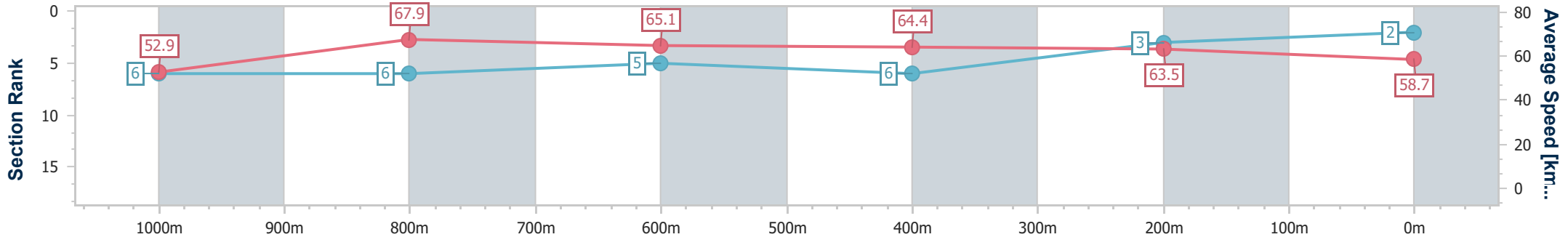
Eagle Farm QLD Professional
 Race 7: THE STAR COLTS, GELDINGS & ENTIRES
 BENCHMARK 78 HANDICAP (4YO only QTIS bonuses
 applicable) - 1200m
 04 May 2024 - 14:59



BRISBANE
 RACING CLUB

Track Rating: Soft 5, Weather: Overcast, Rail Position: +7m Entire

Section	Overall	1000m	800m	600m	400m	200m
Section Times	1:10.33 [2] (0:13.62)	0:56.71 [6] (0:10.74)	0:45.97 [6] (0:11.14)	0:34.83 [5] (0:11.22)	0:23.61 [6] (0:11.32)	0:12.29 [3] (0:12.29)
Average Speed [km/h]	52.9	67.9	65.1	64.4	63.5	58.7
Top Speed [km/h]	68.0	68.7	67.8	65.7	65.6	60.8
Avg. Dist. to Rail [m]	2.4	2.3	1.3	0.8	3.7	2.6
Avg. Stride Freq. [Hz]	2.2	2.4	2.4	2.4	2.4	2.3
Avg. Stride Length [m]	6.6	7.8	7.7	7.6	7.3	7.0



- [] Ranking at each section and finish
- .-.- No data available at this section
- NA No data available



Horse/Jockey Name	Muschialli
Final Rank	3
Fastest Section Time (Section)	0:10.76 (1000m)
Top Speed [km/h] (Section)	68.7 (1000m)
Race State	Finished



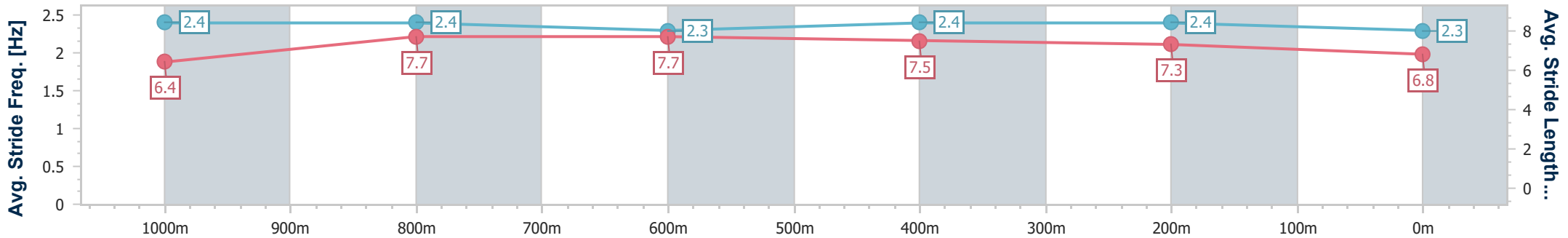
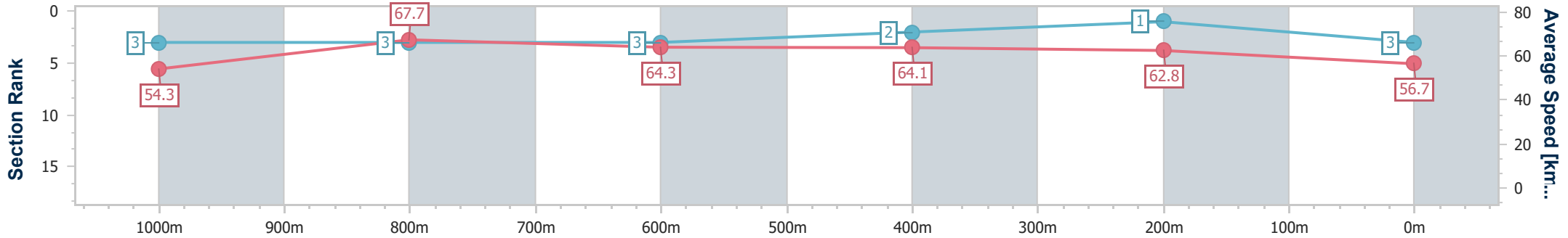
Eagle Farm QLD Professional
 Race 7: THE STAR COLTS, GELDINGS & ENTIRES
 BENCHMARK 78 HANDICAP (4YO only QTIS bonuses
 applicable) - 1200m
 04 May 2024 - 14:59



BRISBANE
 RACING CLUB

Track Rating: Soft 5, Weather: Overcast, Rail Position: +7m Entire

Section	Overall	1000m	800m	600m	400m	200m
Section Times	1:10.63 [3] (0:13.30)	0:57.33 [3] (0:10.76)	0:46.57 [3] (0:11.19)	0:35.38 [3] (0:11.24)	0:24.14 [2] (0:11.46)	0:12.68 [1] (0:12.68)
Average Speed [km/h]	54.3	67.7	64.3	64.1	62.8	56.7
Top Speed [km/h]	68.1	68.7	66.6	65.1	64.8	60.2
Avg. Dist. to Rail [m]	1.4	2.0	0.5	0.8	4.1	4.1
Avg. Stride Freq. [Hz]	2.4	2.4	2.3	2.4	2.4	2.3
Avg. Stride Length [m]	6.4	7.7	7.7	7.5	7.3	6.8



- [] Ranking at each section and finish
- .-.- No data available at this section
- NA No data available



Horse/Jockey Name	Mintaka Lad
Final Rank	4
Fastest Section Time (Section)	0:10.79 (1000m)
Top Speed [km/h] (Section)	70.2 (Overall)
Race State	Finished



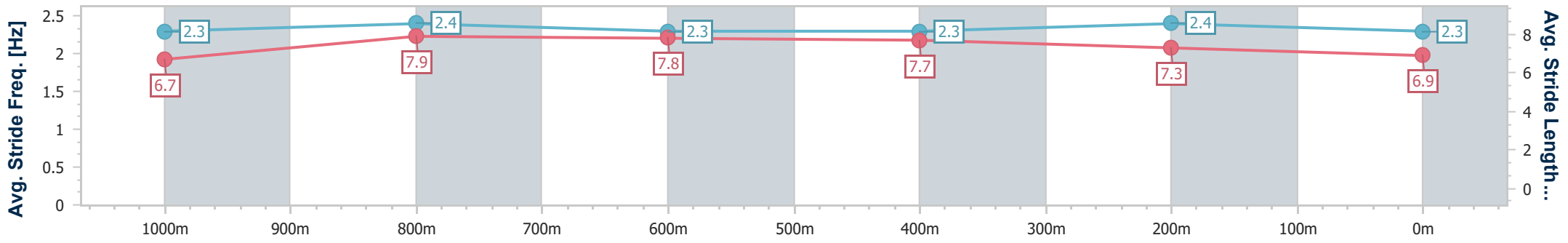
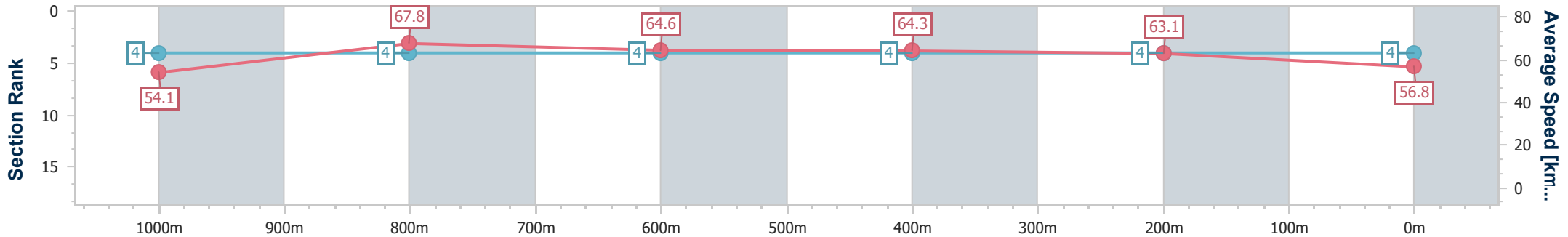
Eagle Farm QLD Professional
 Race 7: THE STAR COLTS, GELDINGS & ENTIRES
 BENCHMARK 78 HANDICAP (4YO only QTIS bonuses
 applicable) - 1200m
 04 May 2024 - 14:59



BRISBANE
 RACING CLUB

Track Rating: Soft 5, Weather: Overcast, Rail Position: +7m Entire

Section	Overall	1000m	800m	600m	400m	200m
Section Times	1:10.71 [4] (0:13.35)	0:57.36 [4] (0:10.79)	0:46.57 [4] (0:11.24)	0:35.33 [4] (0:11.26)	0:24.07 [4] (0:11.41)	0:12.66 [4] (0:12.66)
Average Speed [km/h]	54.1	67.8	64.6	64.3	63.1	56.8
Top Speed [km/h]	70.2	69.4	66.4	65.4	65.6	60.6
Avg. Dist. to Rail [m]	7.5	3.4	1.4	1.2	7.2	6.0
Avg. Stride Freq. [Hz]	2.3	2.4	2.3	2.3	2.4	2.3
Avg. Stride Length [m]	6.7	7.9	7.8	7.7	7.3	6.9



- [] Ranking at each section and finish
- .-.- No data available at this section
- NA No data available



Horse/Jockey Name	Liberty Steps
Final Rank	5
Fastest Section Time (Section)	0:10.96 (1000m)
Top Speed [km/h] (Section)	68.3 (1000m)
Race State	Finished



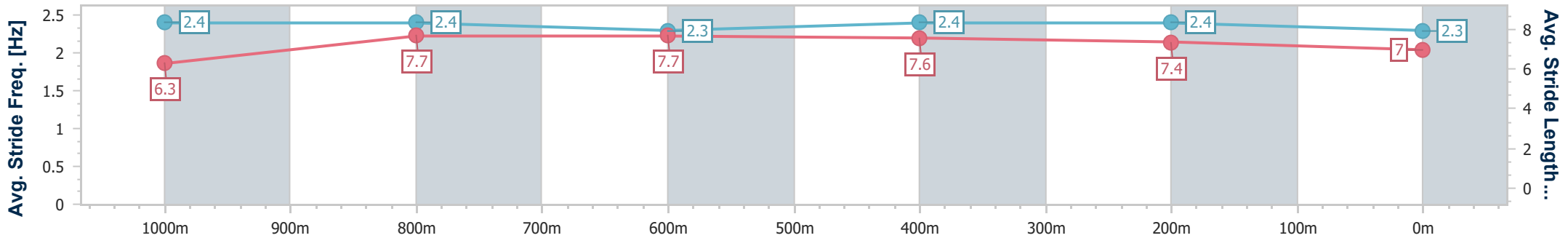
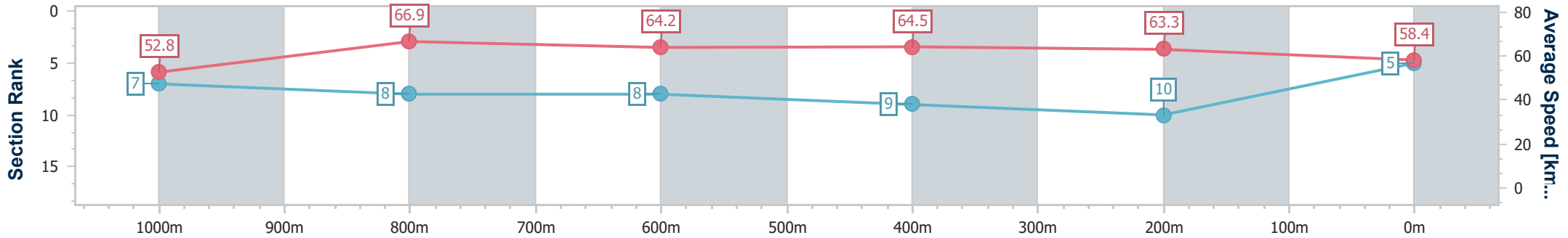
Eagle Farm QLD Professional
 Race 7: THE STAR COLTS, GELDINGS & ENTIRES
 BENCHMARK 78 HANDICAP (4YO only QTIS bonuses
 applicable) - 1200m
 04 May 2024 - 14:59



BRISBANE
 RACING CLUB

Track Rating: Soft 5, Weather: Overcast, Rail Position: +7m Entire

Section	Overall	1000m	800m	600m	400m	200m
Section Times	1:10.73 [5] (0:13.63)	0:57.10 [7] (0:10.96)	0:46.14 [8] (0:11.23)	0:34.91 [8] (0:11.20)	0:23.71 [9] (0:11.39)	0:12.32 [10] (0:12.32)
Average Speed [km/h]	52.8	66.9	64.2	64.5	63.3	58.4
Top Speed [km/h]	67.8	68.3	66.0	65.7	66.3	61.1
Avg. Dist. to Rail [m]	3.7	3.6	0.8	0.9	6.9	9.6
Avg. Stride Freq. [Hz]	2.4	2.4	2.3	2.4	2.4	2.3
Avg. Stride Length [m]	6.3	7.7	7.7	7.6	7.4	7.0



- [] Ranking at each section and finish
- .-.- No data available at this section
- NA No data available



Horse/Jockey Name	Devastating
Final Rank	6
Fastest Section Time (Section)	0:10.91 (1000m)
Top Speed [km/h] (Section)	69.4 (1000m)
Race State	Finished



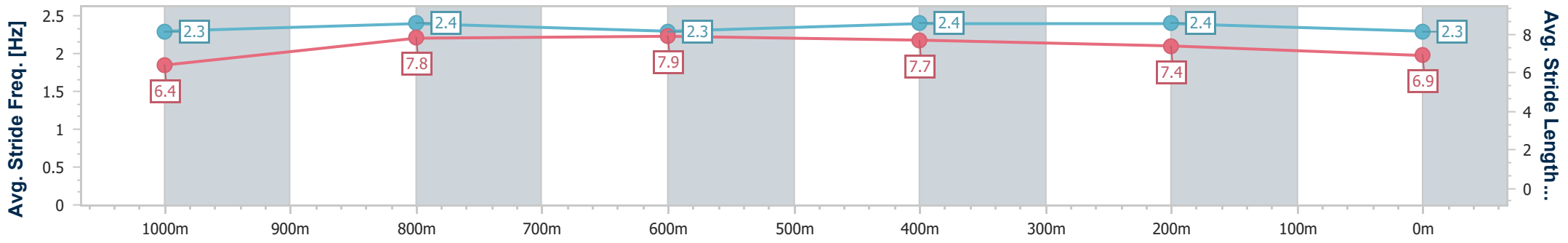
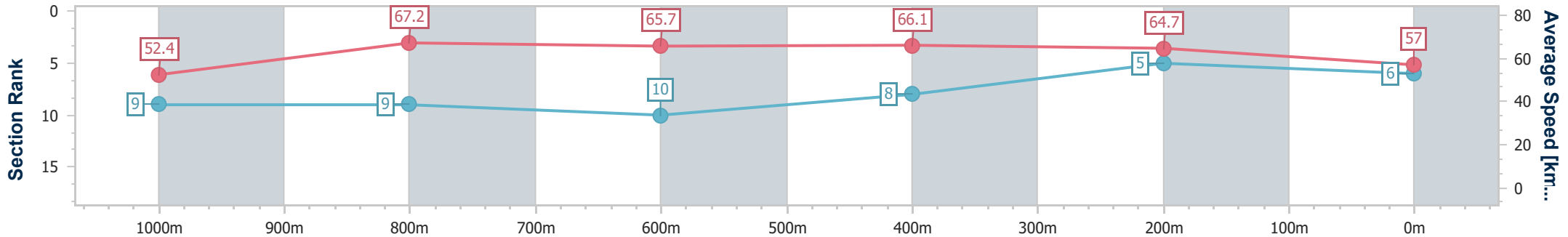
Eagle Farm QLD Professional
 Race 7: THE STAR COLTS, GELDINGS & ENTIRES
 BENCHMARK 78 HANDICAP (4YO only QTIS bonuses
 applicable) - 1200m
 04 May 2024 - 14:59



BRISBANE
 RACING CLUB

Track Rating: Soft 5, Weather: Overcast, Rail Position: +7m Entire

Section	Overall	1000m	800m	600m	400m	200m
Section Times	1:10.79 [6] (0:13.82)	0:56.97 [9] (0:10.91)	0:46.06 [9] (0:11.20)	0:34.86 [10] (0:11.07)	0:23.79 [8] (0:11.13)	0:12.66 [5] (0:12.66)
Average Speed [km/h]	52.4	67.2	65.7	66.1	64.7	57.0
Top Speed [km/h]	66.0	69.4	67.1	68.0	66.5	62.3
Avg. Dist. to Rail [m]	4.2	3.9	4.4	3.9	9.1	8.2
Avg. Stride Freq. [Hz]	2.3	2.4	2.3	2.4	2.4	2.3
Avg. Stride Length [m]	6.4	7.8	7.9	7.7	7.4	6.9



- [] Ranking at each section and finish
- .-.- No data available at this section
- NA No data available



Horse/Jockey Name	Allez Zou
Final Rank	7
Fastest Section Time (Section)	0:10.91 (1000m)
Top Speed [km/h] (Section)	68.8 (1000m)
Race State	Finished



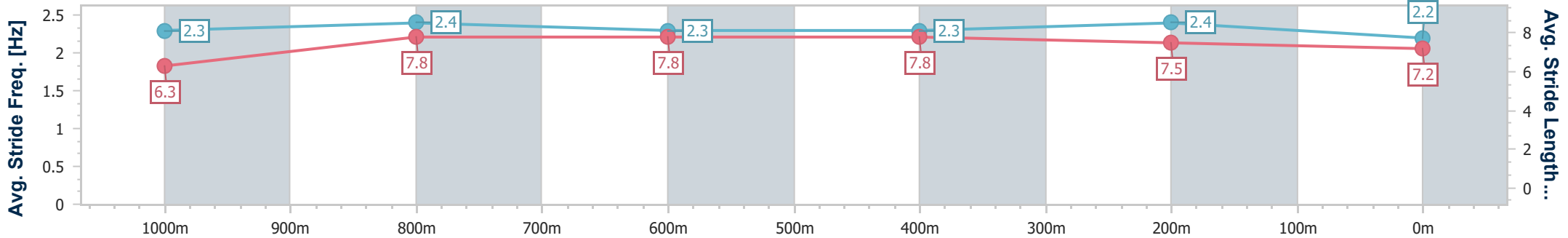
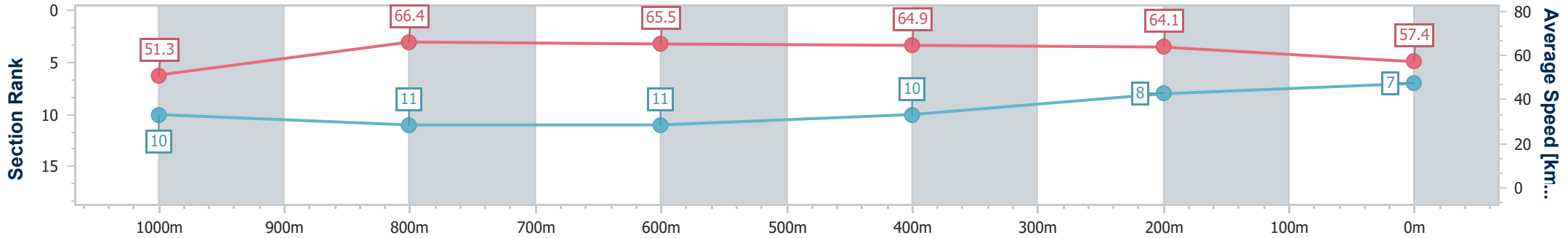
Eagle Farm QLD Professional
 Race 7: THE STAR COLTS, GELDINGS & ENTIRES
 BENCHMARK 78 HANDICAP (4YO only QTIS bonuses
 applicable) - 1200m
 04 May 2024 - 14:59



BRISBANE
 RACING CLUB

Track Rating: Soft 5, Weather: Overcast, Rail Position: +7m Entire

Section	Overall	1000m	800m	600m	400m	200m
Section Times	1:10.80 [7] (0:14.04)	0:56.76 [10] (0:10.91)	0:45.85 [11] (0:11.06)	0:34.79 [11] (0:11.05)	0:23.74 [10] (0:11.22)	0:12.52 [8]
Average Speed [km/h]	51.3	66.4	65.5	64.9	64.1	57.4
Top Speed [km/h]	65.8	68.8	66.9	65.6	65.4	62.1
Avg. Dist. to Rail [m]	3.2	1.5	1.0	0.9	0.7	1.3
Avg. Stride Freq. [Hz]	2.3	2.4	2.3	2.3	2.4	2.2
Avg. Stride Length [m]	6.3	7.8	7.8	7.8	7.5	7.2



- [] Ranking at each section and finish
- .-.- No data available at this section
- NA No data available



Horse/Jockey Name	Pangaea
Final Rank	8
Fastest Section Time (Section)	0:10.84 (1000m)
Top Speed [km/h] (Section)	69.2 (1000m)
Race State	Finished



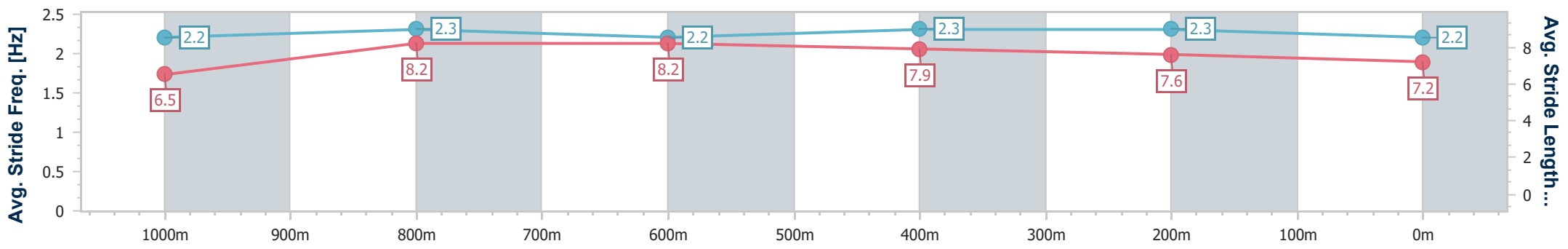
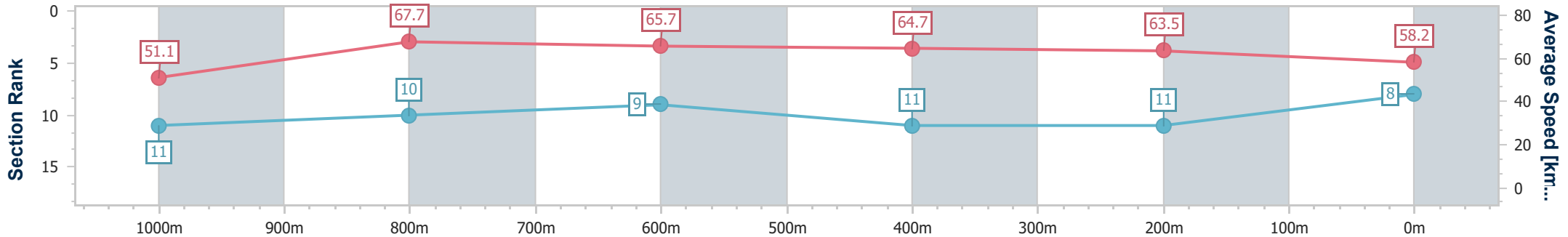
Eagle Farm QLD Professional
 Race 7: THE STAR COLTS, GELDINGS & ENTIRES
 BENCHMARK 78 HANDICAP (4YO only QTIS bonuses
 applicable) - 1200m
 04 May 2024 - 14:59



BRISBANE
 RACING CLUB

Track Rating: Soft 5, Weather: Overcast, Rail Position: +7m Entire

Section	Overall	1000m	800m	600m	400m	200m
Section Times	1:10.83 [8] (0:14.07)	0:56.76 [11] (0:10.84)	0:45.92 [10] (0:11.01)	0:34.91 [9] (0:11.20)	0:23.71 [11] (0:11.32)	0:12.39 [11] (0:12.39)
Average Speed [km/h]	51.1	67.7	65.7	64.7	63.5	58.2
Top Speed [km/h]	66.7	69.2	66.8	65.8	66.0	61.0
Avg. Dist. to Rail [m]	6.0	2.8	1.4	1.9	2.9	0.5
Avg. Stride Freq. [Hz]	2.2	2.3	2.2	2.3	2.3	2.2
Avg. Stride Length [m]	6.5	8.2	8.2	7.9	7.6	7.2



- [] Ranking at each section and finish
- .-.- No data available at this section
- NA No data available



Horse/Jockey Name	Jemeldi
Final Rank	9
Fastest Section Time (Section)	0:10.72 (1000m)
Top Speed [km/h] (Section)	69.9 (1000m)
Race State	Finished



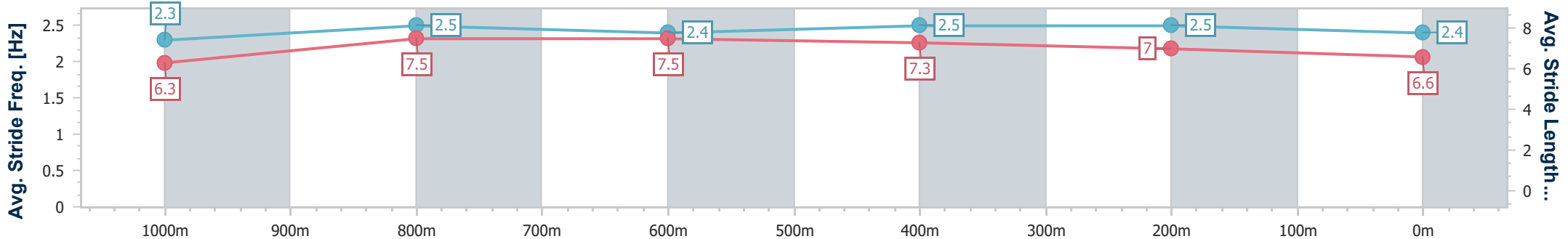
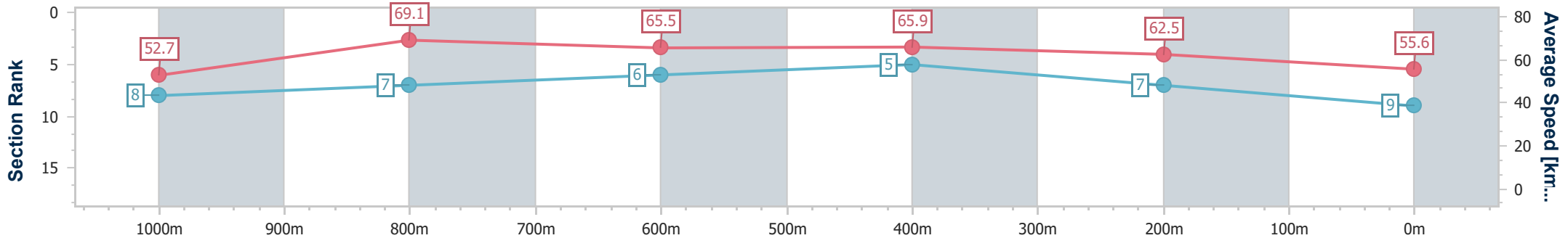
Eagle Farm QLD Professional
 Race 7: THE STAR COLTS, GELDINGS & ENTIRES
 BENCHMARK 78 HANDICAP (4YO only QTIS bonuses
 applicable) - 1200m
 04 May 2024 - 14:59



BRISBANE
 RACING CLUB

Track Rating: Soft 5, Weather: Overcast, Rail Position: +7m Entire

Section	Overall	1000m	800m	600m	400m	200m
Section Times	1:11.15 [9] (0:13.69)	0:57.46 [8] (0:10.72)	0:46.74 [7] (0:11.15)	0:35.59 [6] (0:11.13)	0:24.46 [5] (0:11.54)	0:12.92 [7] (0:12.92)
Average Speed [km/h]	52.7	69.1	65.5	65.9	62.5	55.6
Top Speed [km/h]	69.3	69.9	66.3	66.9	65.5	59.7
Avg. Dist. to Rail [m]	8.7	5.3	3.4	3.8	11.2	8.5
Avg. Stride Freq. [Hz]	2.3	2.5	2.4	2.5	2.5	2.4
Avg. Stride Length [m]	6.3	7.5	7.5	7.3	7.0	6.6



- [] Ranking at each section and finish
- .-.- No data available at this section
- NA No data available



Horse/Jockey Name	This Is One
Final Rank	10
Fastest Section Time (Section)	0:10.78 (1000m)
Top Speed [km/h] (Section)	70.5 (1000m)
Race State	Finished



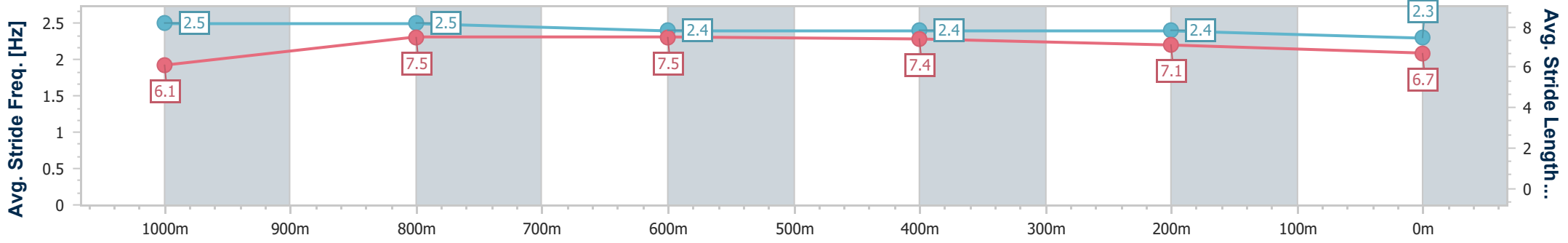
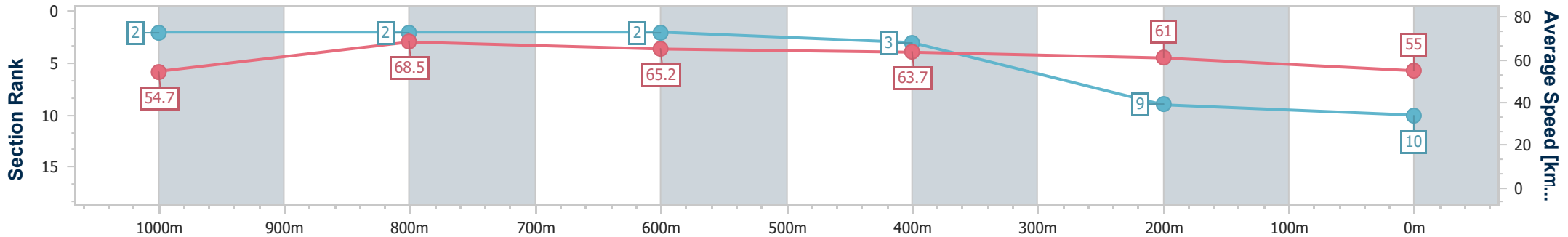
Eagle Farm QLD Professional
 Race 7: THE STAR COLTS, GELDINGS & ENTIRES
 BENCHMARK 78 HANDICAP (4YO only QTIS bonuses
 applicable) - 1200m
 04 May 2024 - 14:59



BRISBANE
 RACING CLUB

Track Rating: Soft 5, Weather: Overcast, Rail Position: +7m Entire

Section	Overall	1000m	800m	600m	400m	200m
Section Times	1:11.40 [10] (0:13.21)	0:58.19 [2] (0:10.78)	0:47.41 [2] (0:11.21)	0:36.20 [2] (0:11.30)	0:24.90 [3] (0:11.80)	0:13.10 [9] (0:13.10)
Average Speed [km/h]	54.7	68.5	65.2	63.7	61.0	55.0
Top Speed [km/h]	70.5	70.5	67.4	64.5	64.0	58.4
Avg. Dist. to Rail [m]	10.1	5.3	3.0	0.8	6.8	6.1
Avg. Stride Freq. [Hz]	2.5	2.5	2.4	2.4	2.4	2.3
Avg. Stride Length [m]	6.1	7.5	7.5	7.4	7.1	6.7



- [] Ranking at each section and finish
- .-.- No data available at this section
- NA No data available



Horse/Jockey Name	Oughton
Final Rank	11
Fastest Section Time (Section)	0:10.69 (1000m)
Top Speed [km/h] (Section)	70.6 (Overall)
Race State	Finished



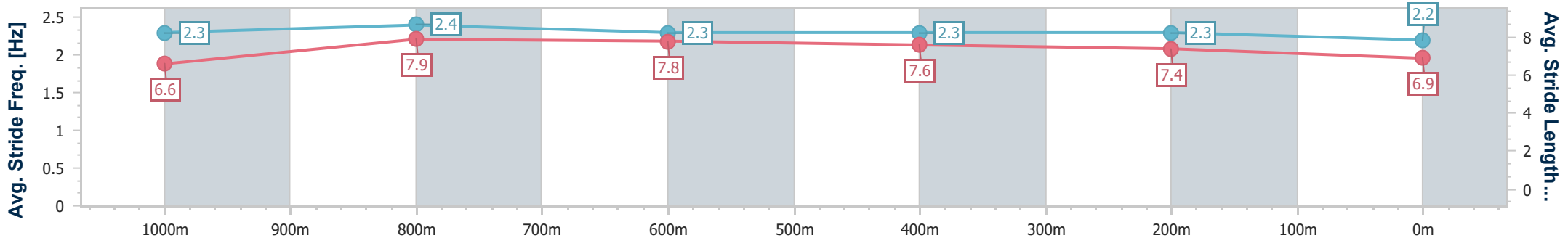
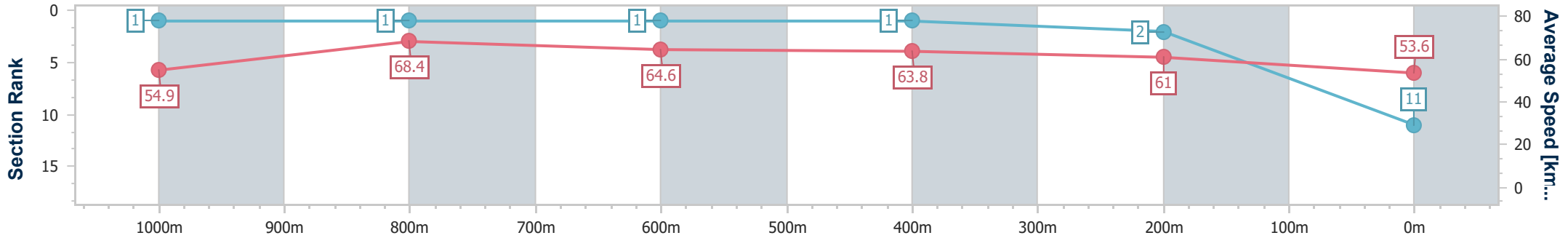
Eagle Farm QLD Professional
 Race 7: THE STAR COLTS, GELDINGS & ENTIRES
 BENCHMARK 78 HANDICAP (4YO only QTIS bonuses
 applicable) - 1200m
 04 May 2024 - 14:59



BRISBANE
 RACING CLUB

Track Rating: Soft 5, Weather: Overcast, Rail Position: +7m Entire

Section	Overall	1000m	800m	600m	400m	200m
Section Times	1:11.49 [11] (0:13.12)	0:58.37 [1] (0:10.69)	0:47.68 [1] (0:11.19)	0:36.49 [1] (0:11.27)	0:25.22 [1] (0:11.77)	0:13.45 [2] (0:13.45)
Average Speed [km/h]	54.9	68.4	64.6	63.8	61.0	53.6
Top Speed [km/h]	70.6	69.7	66.8	64.9	63.9	58.0
Avg. Dist. to Rail [m]	5.6	2.4	0.6	0.7	3.4	2.5
Avg. Stride Freq. [Hz]	2.3	2.4	2.3	2.3	2.3	2.2
Avg. Stride Length [m]	6.6	7.9	7.8	7.6	7.4	6.9



- [] Ranking at each section and finish
- .-.- No data available at this section
- NA No data available



Eagle Farm QLD Professional

Race 8: U&U RECRUITMENT VICTORY STAKES - 1200m

04 May 2024 - 15:34



BRISBANE
RACING CLUB

Track Rating: Soft 5, Weather: Overcast, Rail Position: +7m Entire

Section		Field Times										Last 600m	
		Overall	1000m	800m	600m	400m	200m						0:35.02
		1:09.32 (0:12.94)	0:56.38 (0:10.40)	0:45.98 (0:10.96)	0:35.02 (0:11.36)	0:23.66 (0:11.43)	0:12.23 (0:12.23)						
Rank	TAB Horse/Jockey	Barrier	Top Speed [km/h]	Fastest Section								Margin	Distance Travelled [m]
1	3 ANTINO Vlad Duric	7	69.6	0:10.59	1:09.32 [1] (0:13.85)	0:55.47 [9] (0:10.59)	0:44.88 [9] (0:10.91)	0:33.97 [9] (0:10.83)	0:23.14 [8] (0:11.00)	0:12.14 [2] (0:12.14)	1:09.32	0:33.97	
2	9 WEE NESSY Adam Hyeronimus	1	70.7	0:10.43	1:09.50 [2] (0:13.30)	0:56.20 [7] (0:10.43)	0:45.77 [6] (0:10.88)	0:34.89 [5] (0:11.29)	0:23.60 [3] (0:11.19)	0:12.41 [1] (0:12.41)	1.07L	0:34.89	+0
3	2 GOLDEN MILE James Orman	4	69.9	0:10.75	1:09.78 [3] (0:13.28)	0:56.50 [6] (0:10.75)	0:45.75 [7] (0:11.01)	0:34.74 [7] (0:11.19)	0:23.55 [9] (0:11.02)	0:12.53 [5] (0:12.53)	2.74L	0:34.74	+4
4	6 FRONT PAGE Andrew Mallyon	5	71.3	0:10.32	1:09.98 [4] (0:13.02)	0:56.96 [2] (0:10.32)	0:46.64 [1] (0:11.02)	0:35.62 [2] (0:11.33)	0:24.29 [2] (0:11.52)	0:12.77 [3] (0:12.77)	3.93L	0:35.62	+0
5	8 COMRADE ROSA Ryan Maloney	3	71.2	0:10.55	1:10.10 [5] (0:13.65)	0:56.45 [8] (0:10.55)	0:45.90 [8] (0:10.95)	0:34.95 [8] (0:10.95)	0:24.00 [7] (0:11.30)	0:12.70 [6] (0:12.70)	4.6L	0:34.95	+6
6	4 PRINCE OF BOOM Michael Rodd	2	70.8	0:10.34	1:10.31 [6] (0:13.07)	0:57.24 [5] (0:10.34)	0:46.90 [2] (0:10.89)	0:36.01 [1] (0:11.36)	0:24.65 [1] (0:11.56)	0:13.09 [4] (0:13.09)	5.84L	0:36.01	+1
7	7 PETRONIUS John Allen	6	70.5	0:10.56	1:11.53 [7] (0:13.07)	0:58.46 [4] (0:10.56)	0:47.90 [5] (0:10.91)	0:36.99 [4] (0:11.42)	0:25.57 [6] (0:11.83)	0:13.74 [8] (0:13.74)	13L	0:36.99	+3
8	1 UNCOMMON JAMES Tommy Berry	8	71.5	0:10.53	1:11.76 [8] (0:13.02)	0:58.74 [3] (0:10.53)	0:48.21 [4] (0:11.07)	0:37.14 [6] (0:11.31)	0:25.83 [5] (0:11.73)	0:14.10 [7] (0:14.10)	14.38L	0:37.14	+4
9	5 BALLER Angela Jones	9	71.4	0:10.54	1:12.76 [9] (0:12.94)	0:59.82 [1] (0:10.54)	0:49.28 [3] (0:11.02)	0:38.26 [3] (0:11.41)	0:26.85 [4] (0:12.29)	0:14.56 [9] (0:14.56)	20.26L	0:38.26	+13



Horse/Jockey Name	Antino
Final Rank	1
Fastest Section Time (Section)	0:10.59 (1000m)
Top Speed [km/h] (Section)	69.6 (1000m)
Race State	Finished



Eagle Farm QLD Professional

Race 8: U&U RECRUITMENT VICTORY STAKES - 1200m

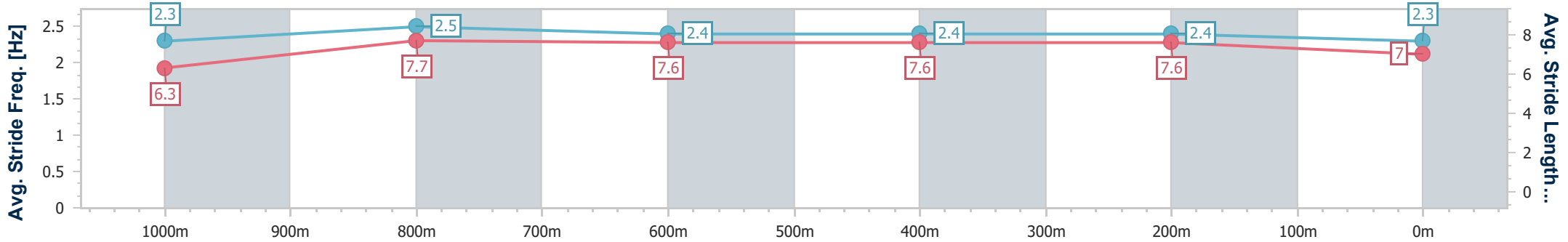
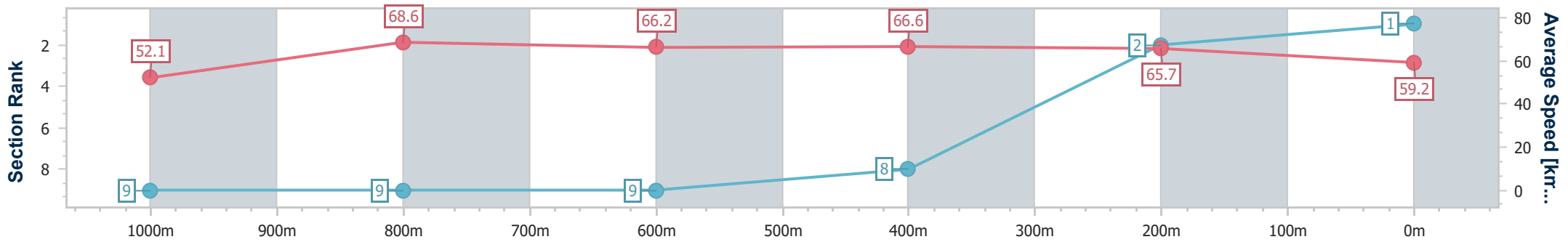
04 May 2024 - 15:34

Track Rating: Soft 5, Weather: Overcast, Rail Position: +7m Entire



BRISBANE RACING CLUB

Section	Overall	1000m	800m	600m	400m	200m
Section Times	1:09.32 [1] (0:13.85)	0:55.47 [9] (0:10.59)	0:44.88 [9] (0:10.91)	0:33.97 [9] (0:10.83)	0:23.14 [8] (0:11.00)	0:12.14 [2] (0:12.14)
Average Speed [km/h]	52.1	68.6	66.2	66.6	65.7	59.2
Top Speed [km/h]	67.8	69.6	67.7	68.7	68.7	62.8
Avg. Dist. to Rail [m]	3.0	1.5	0.7	1.1	1.8	0.8
Avg. Stride Freq. [Hz]	2.3	2.5	2.4	2.4	2.4	2.3
Avg. Stride Length [m]	6.3	7.7	7.6	7.6	7.6	7.0



- [] Ranking at each section and finish
- .-.- No data available at this section
- NA No data available



Horse/Jockey Name	Wee Nussy
Final Rank	2
Fastest Section Time (Section)	0:10.43 (1000m)
Top Speed [km/h] (Section)	70.7 (1000m)
Race State	Finished



Eagle Farm QLD Professional

Race 8: U&U RECRUITMENT VICTORY STAKES - 1200m

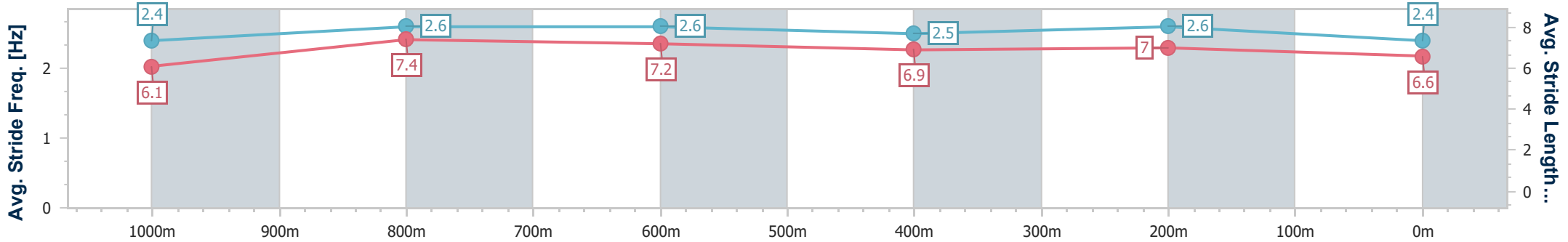
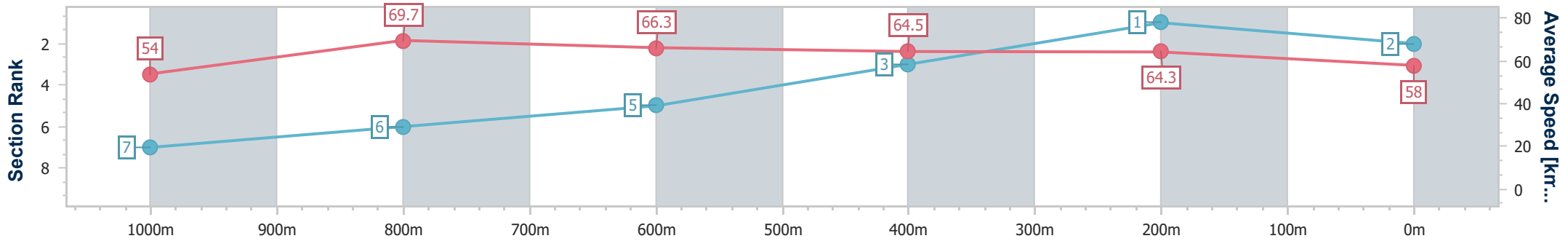
04 May 2024 - 15:34

Track Rating: Soft 5, Weather: Overcast, Rail Position: +7m Entire



BRISBANE RACING CLUB

Section	Overall	1000m	800m	600m	400m	200m
Section Times	1:09.50 [2] (0:13.30)	0:56.20 [7] (0:10.43)	0:45.77 [6] (0:10.88)	0:34.89 [5] (0:11.29)	0:23.60 [3] (0:11.19)	0:12.41 [1] (0:12.41)
Average Speed [km/h]	54.0	69.7	66.3	64.5	64.3	58.0
Top Speed [km/h]	69.5	70.7	69.4	66.2	66.1	61.7
Avg. Dist. to Rail [m]	0.5	1.0	0.8	2.4	6.4	5.8
Avg. Stride Freq. [Hz]	2.4	2.6	2.6	2.5	2.6	2.4
Avg. Stride Length [m]	6.1	7.4	7.2	6.9	7.0	6.6



- [] Ranking at each section and finish
- .-.- No data available at this section
- NA No data available



Horse/Jockey Name	Golden Mile
Final Rank	3
Fastest Section Time (Section)	0:10.75 (1000m)
Top Speed [km/h] (Section)	69.9 (1000m)
Race State	Finished



Eagle Farm QLD Professional

Race 8: U&U RECRUITMENT VICTORY STAKES - 1200m

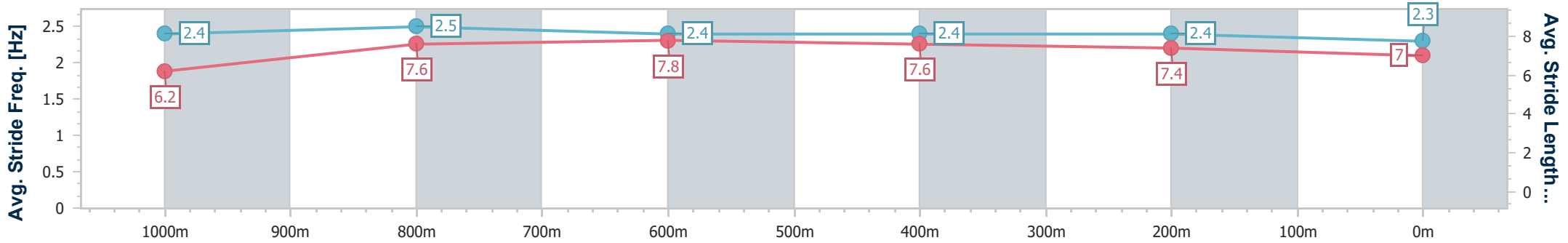
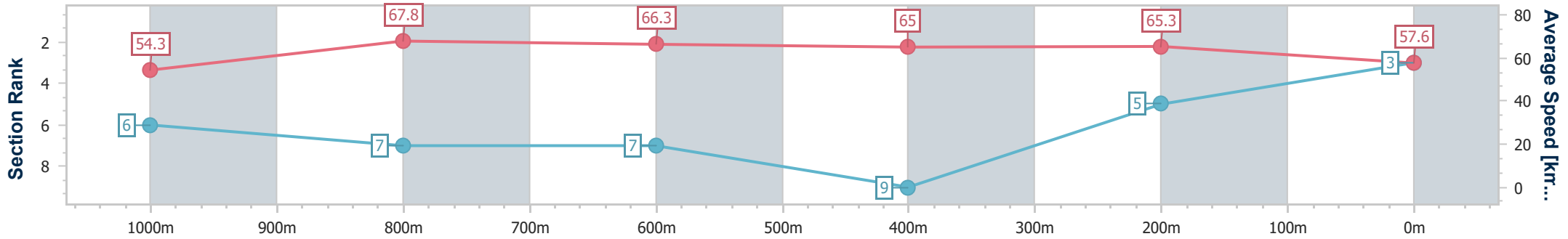
04 May 2024 - 15:34

Track Rating: Soft 5, Weather: Overcast, Rail Position: +7m Entire



BRISBANE RACING CLUB

Section	Overall	1000m	800m	600m	400m	200m
Section Times	1:09.78 [3] (0:13.28)	0:56.50 [6] (0:10.75)	0:45.75 [7] (0:11.01)	0:34.74 [7] (0:11.19)	0:23.55 [9] (0:11.02)	0:12.53 [5]
Average Speed [km/h]	54.3	67.8	66.3	65.0	65.3	57.6
Top Speed [km/h]	69.4	69.9	67.6	66.5	68.0	61.1
Avg. Dist. to Rail [m]	2.4	2.6	2.4	2.4	7.8	7.6
Avg. Stride Freq. [Hz]	2.4	2.5	2.4	2.4	2.4	2.3
Avg. Stride Length [m]	6.2	7.6	7.8	7.6	7.4	7.0



- [] Ranking at each section and finish
- .-.- No data available at this section
- NA No data available



Horse/Jockey Name	Front Page
Final Rank	4
Fastest Section Time (Section)	0:10.32 (1000m)
Top Speed [km/h] (Section)	71.3 (1000m)
Race State	Finished



Eagle Farm QLD Professional

Race 8: U&U RECRUITMENT VICTORY STAKES - 1200m

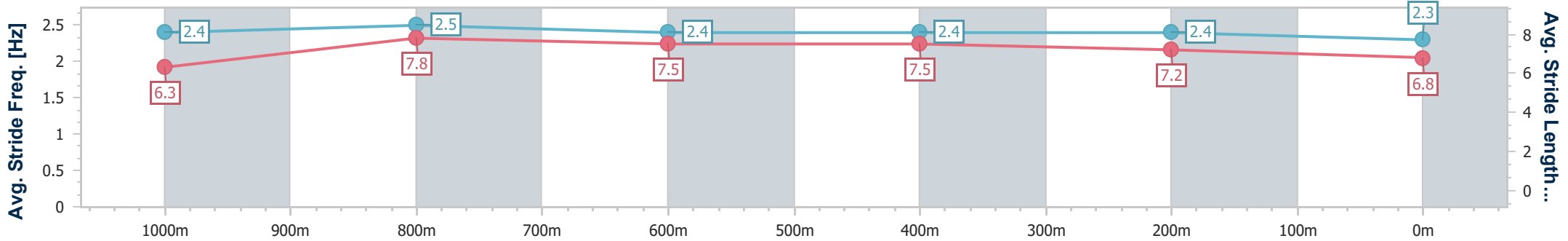
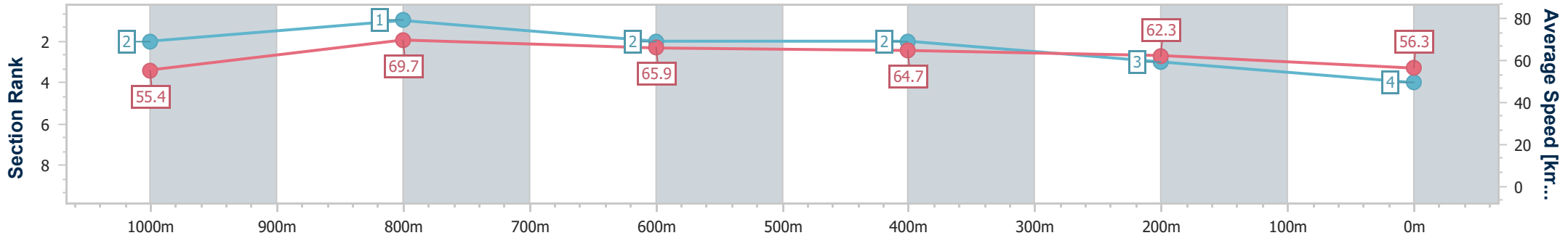
04 May 2024 - 15:34

Track Rating: Soft 5, Weather: Overcast, Rail Position: +7m Entire



BRISBANE RACING CLUB

Section	Overall	1000m	800m	600m	400m	200m
Section Times	1:09.98 [4] (0:13.02)	0:56.96 [2] (0:10.32)	0:46.64 [1] (0:11.02)	0:35.62 [2] (0:11.33)	0:24.29 [2] (0:11.52)	0:12.77 [3] (0:12.77)
Average Speed [km/h]	55.4	69.7	65.9	64.7	62.3	56.3
Top Speed [km/h]	70.7	71.3	68.1	66.6	64.7	60.5
Avg. Dist. to Rail [m]	2.4	0.6	1.7	2.8	7.8	7.5
Avg. Stride Freq. [Hz]	2.4	2.5	2.4	2.4	2.4	2.3
Avg. Stride Length [m]	6.3	7.8	7.5	7.5	7.2	6.8



- [] Ranking at each section and finish
- .-.- No data available at this section
- NA No data available



Horse/Jockey Name	Comrade Rosa
Final Rank	5
Fastest Section Time (Section)	0:10.55 (1000m)
Top Speed [km/h] (Section)	71.2 (1000m)
Race State	Finished



Eagle Farm QLD Professional

Race 8: U&U RECRUITMENT VICTORY STAKES - 1200m

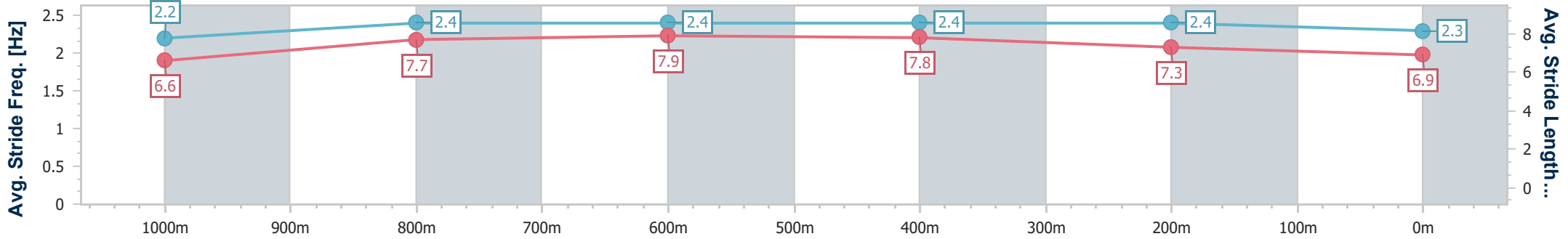
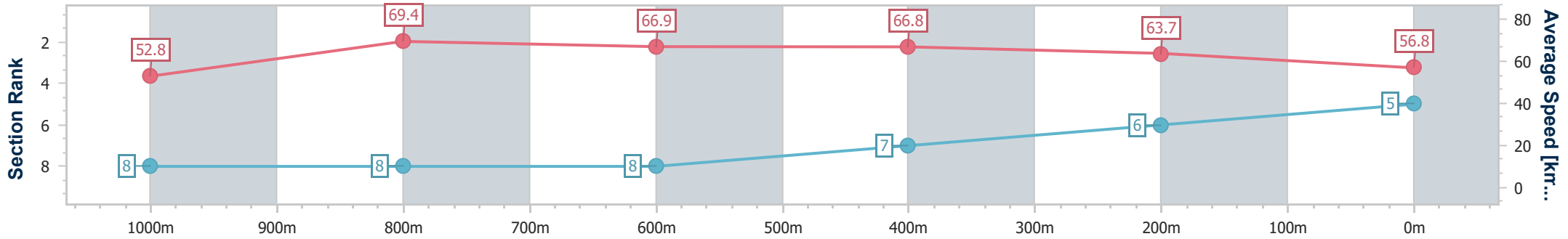
04 May 2024 - 15:34

Track Rating: Soft 5, Weather: Overcast, Rail Position: +7m Entire



BRISBANE RACING CLUB

Section	Overall	1000m	800m	600m	400m	200m
Section Times	1:10.10 [5] (0:13.65)	0:56.45 [8] (0:10.55)	0:45.90 [8] (0:10.95)	0:34.95 [8] (0:10.95)	0:24.00 [7] (0:11.30)	0:12.70 [6] (0:12.70)
Average Speed [km/h]	52.8	69.4	66.9	66.8	63.7	56.8
Top Speed [km/h]	68.4	71.2	68.6	67.8	67.7	60.4
Avg. Dist. to Rail [m]	2.1	3.0	3.6	4.0	9.7	9.4
Avg. Stride Freq. [Hz]	2.2	2.4	2.4	2.4	2.4	2.3
Avg. Stride Length [m]	6.6	7.7	7.9	7.8	7.3	6.9



- [] Ranking at each section and finish
- .-.- No data available at this section
- NA No data available



Horse/Jockey Name	Prince Of Boom
Final Rank	6
Fastest Section Time (Section)	0:10.34 (1000m)
Top Speed [km/h] (Section)	70.8 (1000m)
Race State	Finished



Eagle Farm QLD Professional

Race 8: U&U RECRUITMENT VICTORY STAKES - 1200m

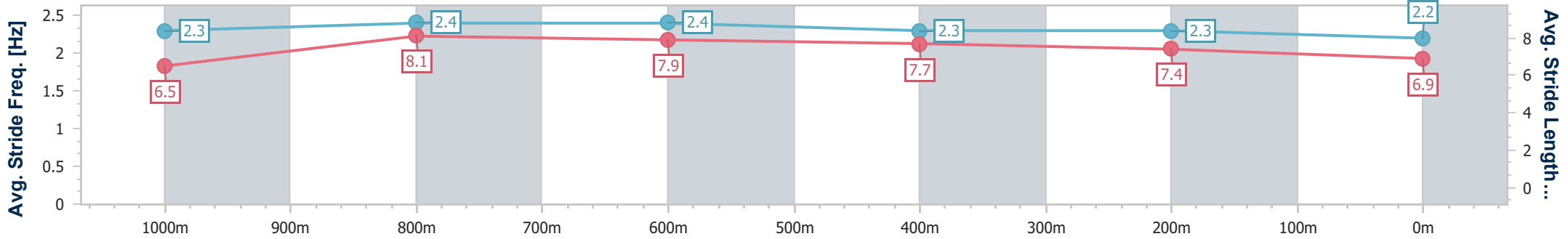
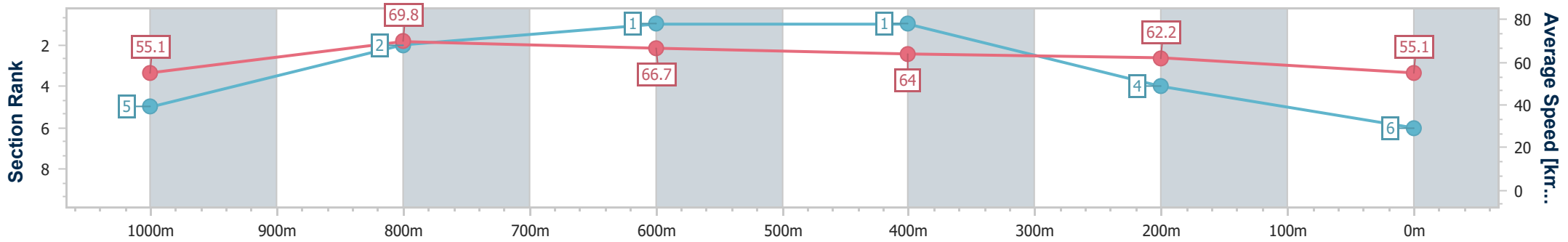
04 May 2024 - 15:34

Track Rating: Soft 5, Weather: Overcast, Rail Position: +7m Entire



BRISBANE RACING CLUB

Section	Overall	1000m	800m	600m	400m	200m
Section Times	1:10.31 [6] (0:13.07)	0:57.24 [5] (0:10.34)	0:46.90 [2] (0:10.89)	0:36.01 [1] (0:11.36)	0:24.65 [1] (0:11.56)	0:13.09 [4] (0:13.09)
Average Speed [km/h]	55.1	69.8	66.7	64.0	62.2	55.1
Top Speed [km/h]	70.2	70.8	69.5	64.9	65.1	59.8
Avg. Dist. to Rail [m]	1.1	1.1	1.5	2.2	7.1	6.0
Avg. Stride Freq. [Hz]	2.3	2.4	2.4	2.3	2.3	2.2
Avg. Stride Length [m]	6.5	8.1	7.9	7.7	7.4	6.9



- [] Ranking at each section and finish
- .-.- No data available at this section
- NA No data available



Horse/Jockey Name	Petronius
Final Rank	7
Fastest Section Time (Section)	0:10.56 (1000m)
Top Speed [km/h] (Section)	70.5 (1000m)
Race State	Finished



Eagle Farm QLD Professional

Race 8: U&U RECRUITMENT VICTORY STAKES - 1200m

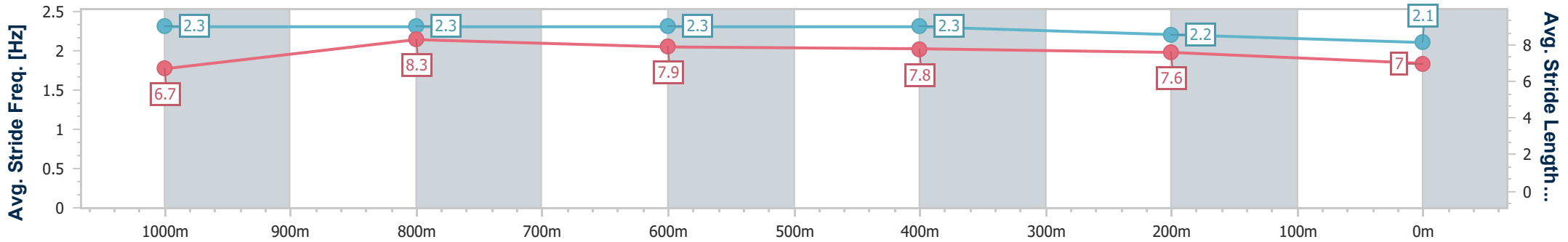
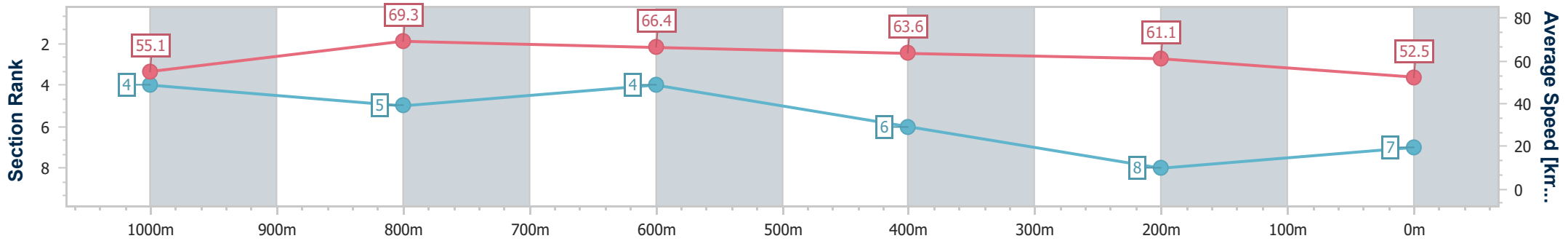
04 May 2024 - 15:34

Track Rating: Soft 5, Weather: Overcast, Rail Position: +7m Entire



BRISBANE RACING CLUB

Section	Overall	1000m	800m	600m	400m	200m
Section Times	1:11.53 [7] (0:13.07)	0:58.46 [4] (0:10.56)	0:47.90 [5] (0:10.91)	0:36.99 [4] (0:11.42)	0:25.57 [6] (0:11.83)	0:13.74 [8] (0:13.74)
Average Speed [km/h]	55.1	69.3	66.4	63.6	61.1	52.5
Top Speed [km/h]	69.0	70.5	68.3	64.5	63.6	57.0
Avg. Dist. to Rail [m]	4.8	2.3	2.1	2.4	6.5	3.5
Avg. Stride Freq. [Hz]	2.3	2.3	2.3	2.3	2.2	2.1
Avg. Stride Length [m]	6.7	8.3	7.9	7.8	7.6	7.0



- [] Ranking at each section and finish
- .-.- No data available at this section
- NA No data available



Horse/Jockey Name	Uncommon James
Final Rank	8
Fastest Section Time (Section)	0:10.53 (1000m)
Top Speed [km/h] (Section)	71.5 (1000m)
Race State	Finished



Eagle Farm QLD Professional

Race 8: U&U RECRUITMENT VICTORY STAKES - 1200m

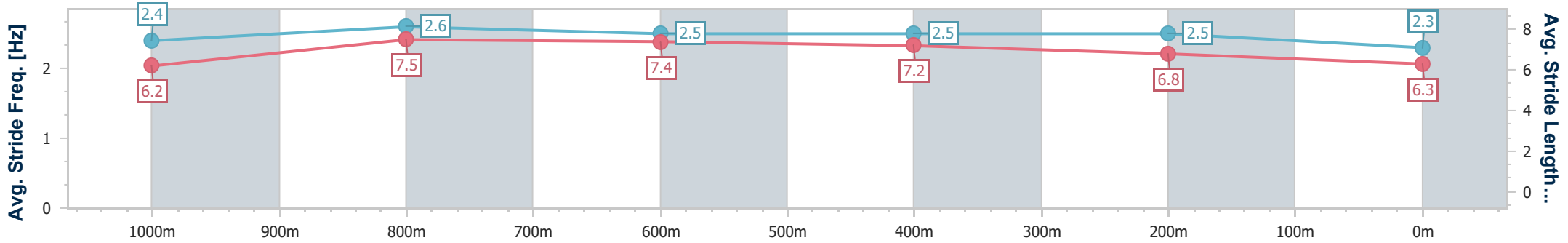
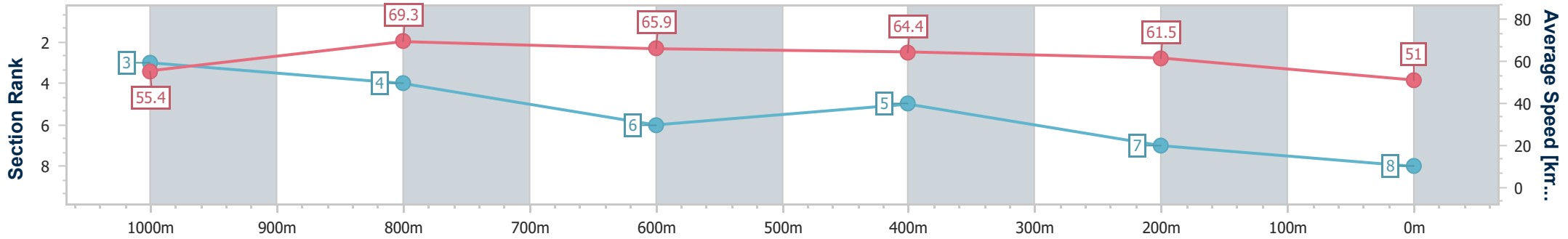
04 May 2024 - 15:34

Track Rating: Soft 5, Weather: Overcast, Rail Position: +7m Entire



BRISBANE RACING CLUB

Section	Overall	1000m	800m	600m	400m	200m
Section Times	1:11.76 [8] (0:13.02)	0:58.74 [3] (0:10.53)	0:48.21 [4] (0:11.07)	0:37.14 [6] (0:11.31)	0:25.83 [5] (0:11.73)	0:14.10 [7] (0:14.10)
Average Speed [km/h]	55.4	69.3	65.9	64.4	61.5	51.0
Top Speed [km/h]	70.5	71.5	67.6	65.1	64.8	57.7
Avg. Dist. to Rail [m]	5.5	2.9	3.0	2.5	7.9	7.7
Avg. Stride Freq. [Hz]	2.4	2.6	2.5	2.5	2.5	2.3
Avg. Stride Length [m]	6.2	7.5	7.4	7.2	6.8	6.3



- [] Ranking at each section and finish
- .-.- No data available at this section
- NA No data available



Horse/Jockey Name	Baller
Final Rank	9
Fastest Section Time (Section)	0:10.54 (1000m)
Top Speed [km/h] (Section)	71.4 (Overall)
Race State	Finished



Eagle Farm QLD Professional

Race 8: U&U RECRUITMENT VICTORY STAKES - 1200m

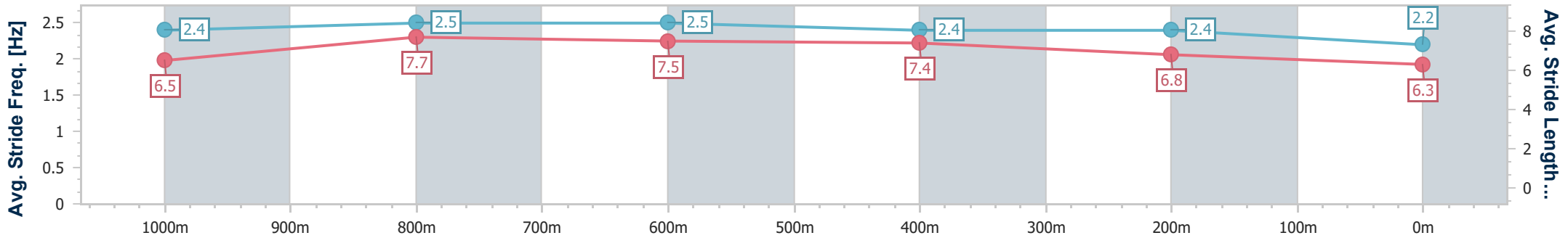
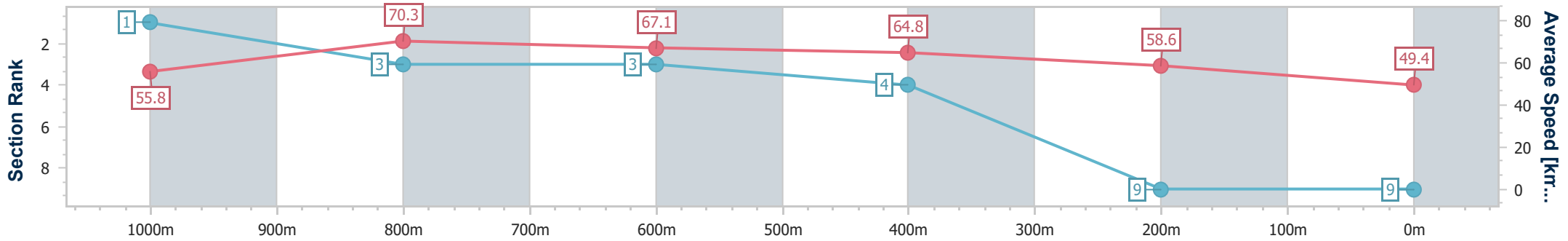
04 May 2024 - 15:34

Track Rating: Soft 5, Weather: Overcast, Rail Position: +7m Entire



BRISBANE RACING CLUB

Section	Overall	1000m	800m	600m	400m	200m
Section Times	1:12.76 [9] (0:12.94)	0:59.82 [1] (0:10.54)	0:49.28 [3] (0:11.02)	0:38.26 [3] (0:11.41)	0:26.85 [4] (0:12.29)	0:14.56 [9] (0:14.56)
Average Speed [km/h]	55.8	70.3	67.1	64.8	58.6	49.4
Top Speed [km/h]	71.4	65.5	70.2	67.0	63.3	55.5
Avg. Dist. to Rail [m]	7.3	5.2	6.1	5.2	9.1	4.6
Avg. Stride Freq. [Hz]	2.4	2.5	2.5	2.4	2.4	2.2
Avg. Stride Length [m]	6.5	7.7	7.5	7.4	6.8	6.3



- [] Ranking at each section and finish
- .-.- No data available at this section
- NA No data available



Eagle Farm QLD Professional

Race 9: SKY RACING QUEENSLAND GUINEAS - 1600m

04 May 2024 - 16:14



BRISBANE
RACING CLUB

Track Rating: Soft 5, Weather: Overcast, Rail Position: +7m Entire

Section														
Field Times	Overall	1400m	1200m	1000m	800m	600m	400m	Last 600m						
	1:35.50 (0:13.32)	1:22.18 (0:11.27)	1:10.91 (0:11.63)	0:59.28 (0:12.21)	0:47.07 (0:12.03)	0:35.04 (0:11.45)	0:23.59 (0:11.47)	0:35.04						
Rank	TAB	Horse/Jockey	Barrier	Top Speed [km/h]	Fastest Section								Distance Travelled [m]	
1	1	KINTYRE Cejay Graham	3	67.8 1400m	0:11.17 1400m	1:35.50 [1] (0:13.56)	1:21.94 [4] (0:11.17)	1:10.77 [3] (0:11.85)	0:58.92 [3] (0:12.08)	0:46.84 [3] (0:12.00)	0:34.84 [3] (0:11.47)	0:23.37 [2] (0:11.25)	0:34.84	
2	6	RAZORS Robbie Dolan	13	65.8 1400m	0:11.25 400m	1:35.55 [2] (0:13.60)	1:21.95 [5] (0:11.26)	1:10.69 [4] (0:11.62)	0:59.07 [2] (0:12.17)	0:46.90 [2] (0:11.99)	0:34.91 [2] (0:11.50)	0:23.41 [3] (0:11.25)	0:34.91	+4
3	11	PRESS LINK Michael Rodd	8	67.1 1400m	0:11.19 1400m	1:35.72 [3] (0:13.46)	1:22.26 [2] (0:11.19)	1:11.07 [2] (0:11.96)	0:59.11 [4] (0:12.11)	0:47.00 [4] (0:11.97)	0:35.03 [4] (0:11.53)	0:23.50 [4] (0:11.41)	0:35.03	+4
4	17	CHICA MOJITO Jake Bayliss	1	66.7 400m	0:11.03 400m	1:35.84 [4] (0:13.79)	1:22.05 [9] (0:11.38)	1:10.67 [8] (0:11.99)	0:58.68 [11] (0:12.23)	0:46.45 [11] (0:11.94)	0:34.51 [9] (0:11.36)	0:23.15 [9] (0:11.03)	0:34.51	-1
5	16	EASY DUN John Allen	18	66.9 600m	0:10.95 400m	1:36.01 [5] (0:14.27)	1:21.74 [15] (0:11.38)	1:10.36 [16] (0:12.06)	0:58.30 [16] (0:12.25)	0:46.05 [16] (0:12.00)	0:34.05 [16] (0:11.24)	0:22.81 [16] (0:10.95)	0:34.05	+7
6	5	CAFE MILLENIUM Martin Harley	17	66.3 1400m	0:11.13 400m	1:36.02 [6] (0:14.30)	1:21.72 [16] (0:11.26)	1:10.46 [13] (0:11.91)	0:58.55 [13] (0:12.21)	0:46.34 [13] (0:11.88)	0:34.46 [13] (0:11.25)	0:23.21 [11] (0:11.13)	0:34.46	-1
7	8	PORT LOCKROY Adam Hyeronimus	19	66.7 600m	0:11.08 400m	1:36.05 [7] (0:14.02)	1:22.03 [13] (0:11.62)	1:10.41 [15] (0:11.87)	0:58.54 [15] (0:12.31)	0:46.23 [15] (0:12.01)	0:34.22 [15] (0:11.31)	0:22.91 [15] (0:11.08)	0:34.22	+8
8	12	FELIX THE SCAT Kyle Wilson-Taylor	10	65.9 600m	0:11.20 400m	1:36.14 [8] (0:14.01)	1:22.13 [12] (0:11.38)	1:10.75 [12] (0:11.84)	0:58.91 [12] (0:12.33)	0:46.58 [12] (0:11.92)	0:34.66 [12] (0:11.38)	0:23.28 [12] (0:11.20)	0:34.66	+6
9	2	DUCASSE Tommy Berry	16	65.5 600m	0:11.39 400m	1:36.26 [9] (0:13.91)	1:22.35 [11] (0:11.44)	1:10.91 [11] (0:11.48)	0:59.43 [6] (0:12.21)	0:47.22 [5] (0:11.97)	0:35.25 [5] (0:11.53)	0:23.72 [7] (0:11.39)	0:35.25	+6
10	13	CAPTAIN FENKEL Vlad Duric	9	66.5 Overall	0:11.27 1400m	1:36.31 [10] (0:13.32)	1:22.99 [1] (0:11.27)	1:11.72 [1] (0:11.63)	1:00.09 [1] (0:12.21)	0:47.88 [1] (0:12.03)	0:35.85 [1] (0:11.45)	0:24.40 [1] (0:11.62)	0:35.85	+2

Scratched: Purveyor (#15), Hiyaam Proud (#19), Robrick (#3)



Eagle Farm QLD Professional

Race 9: SKY RACING QUEENSLAND GUINEAS - 1600m

04 May 2024 - 16:14



BRISBANE
RACING CLUB

Track Rating: Soft 5, Weather: Overcast, Rail Position: +7m Entire

Section		Overall	1400m	1200m	1000m	800m	600m	400m	Last 600m					
Field Times		1:35.50 (0:13.32)	1:22.18 (0:11.27)	1:10.91 (0:11.63)	0:59.28 (0:12.21)	0:47.07 (0:12.03)	0:35.04 (0:11.45)	0:23.59 (0:11.47)	0:35.04					
Rank	TAB Horse/Jockey	Barrier	Top Speed [km/h]	Fastest Section										Distance Travelled [m]
11	14 CARACAS Jim Byrne	4	67.1 Overall	0:11.31 400m	1:36.36 [11] (0:13.79)	1:22.57 [8] (0:11.42)	1:11.15 [9] (0:11.85)	0:59.30 [10] (0:12.33)	0:46.97 [10] (0:11.98)	0:34.99 [11] (0:11.51)	0:23.48 [13] (0:11.31)	0:34.99	+6	
12	18 MISTERKIPCHOGE Ryan Maloney	5	65.2 1400m	0:11.32 400m	1:36.37 [12] (0:13.63)	1:22.74 [6] (0:11.38)	1:11.36 [6] (0:11.90)	0:59.46 [7] (0:12.25)	0:47.21 [7] (0:11.90)	0:35.31 [6] (0:11.45)	0:23.86 [6] (0:11.32)	0:35.31	-1	
13	4 ENCODER Damien Thornton	12	66.4 600m	0:11.20 400m	1:36.38 [13] (0:14.12)	1:22.26 [14] (0:11.49)	1:10.77 [14] (0:11.87)	0:58.90 [14] (0:12.20)	0:46.70 [14] (0:12.00)	0:34.70 [14] (0:11.31)	0:23.39 [14] (0:11.20)	0:34.70	+6	
14	10 KIRIKAN Mark Du Plessis	6	66.3 1400m	0:11.32 1400m	1:36.45 [14] (0:13.54)	1:22.91 [3] (0:11.32)	1:11.59 [4] (0:11.96)	0:59.63 [5] (0:12.29)	0:47.34 [6] (0:12.00)	0:35.34 [7] (0:11.39)	0:23.95 [5] (0:11.40)	0:35.34	+6	
15	9 TRANSATLANTIC James Orman	14	66.4 600m	0:11.38 400m	1:36.65 [15] (0:13.86)	1:22.79 [10] (0:11.41)	1:11.38 [10] (0:11.69)	0:59.69 [8] (0:12.37)	0:47.32 [9] (0:12.01)	0:35.31 [10] (0:11.42)	0:23.89 [10] (0:11.38)	0:35.31	+13	
16	7 IN EVIDENCE Nikita Beriman	7	66.5 Overall	0:11.41 1400m	1:36.80 [16] (0:13.73)	1:23.07 [7] (0:11.41)	1:11.66 [7] (0:11.85)	0:59.81 [9] (0:12.27)	0:47.54 [8] (0:11.95)	0:35.59 [8] (0:11.46)	0:24.13 [8] (0:11.55)	0:35.59	+3	

Scratched: Purveyor (#15), Hiyaam Proud (#19), Robrick (#3)



Eagle Farm QLD Professional

Race 9: SKY RACING QUEENSLAND GUINEAS - 1600m

04 May 2024 - 16:14



BRISBANE
RACING CLUB

Track Rating: Soft 5, Weather: Overcast, Rail Position: +7m Entire

Section							200m			Last 600m	
Field Times							0:12.12			0:35.04	
Rank	TAB	Horse/Jockey	Barrier	Top Speed [km/h]	Fastest Section	Margin				Distance Travelled [m]	
1	1	KINTYRE Cejay Graham	3	67.8 1400m	0:11.17 1400m	0:12.12 [1] (0:12.12)	1:35.50			0:34.84	
2	6	RAZORS Robbie Dolan	13	65.8 1400m	0:11.25 400m	0:12.16 [2] (0:12.16)	0.32L			0:34.91	+4
3	11	PRESS LINK Michael Rodd	8	67.1 1400m	0:11.19 1400m	0:12.09 [4] (0:12.09)	1.3L			0:35.03	+4
4	17	CHICA MOJITO Jake Bayliss	1	66.7 400m	0:11.03 400m	0:12.12 [5] (0:12.12)	1.98L			0:34.51	-1
5	16	EASY DUN John Allen	18	66.9 600m	0:10.95 400m	0:11.86 [12] (0:11.86)	2.98L			0:34.05	+7
6	5	CAFE MILLENIUM Martin Harley	17	66.3 1400m	0:11.13 400m	0:12.08 [9] (0:12.08)	3.03L			0:34.46	-1
7	8	PORT LOCKROY Adam Hyeronimus	19	66.7 600m	0:11.08 400m	0:11.83 [15] (0:11.83)	3.23L			0:34.22	+8
8	12	FELIX THE SCAT Kyle Wilson-Taylor	10	65.9 600m	0:11.20 400m	0:12.08 [10] (0:12.08)	3.76L			0:34.66	+6
9	2	DUCASSE Tommy Berry	16	65.5 600m	0:11.39 400m	0:12.33 [8] (0:12.33)	4.44L			0:35.25	+6
10	13	CAPTAIN FENKEL Vlad Duric	9	66.5 Overall	0:11.27 1400m	0:12.78 [3] (0:12.78)	4.75L			0:35.85	+2

Scratched: Purveyor (#15), Hiyaam Proud (#19), Robrick (#3)



Eagle Farm QLD Professional
Race 9: SKY RACING QUEENSLAND GUINEAS - 1600m
04 May 2024 - 16:14



Track Rating: Soft 5, Weather: Overcast, Rail Position: +7m Entire

Section				200m				Last 600m	
Field Times				0:12.12 (0:12.12)				0:35.04	
Rank	TAB	Horse/Jockey	Barrier	Top Speed [km/h]	Fastest Section	Margin			Distance Travelled [m]
11	14	CARACAS Jim Byrne	4	67.1 Overall	0:11.31 400m	0:12.17 [13] (0:12.17)	5.05L		0:34.99 +6
12	18	MISTERKIPCHOGE Ryan Maloney	5	65.2 1400m	0:11.32 400m	0:12.54 [6] (0:12.54)	5.09L		0:35.31 -1
13	4	ENCODER Damien Thornton	12	66.4 600m	0:11.20 400m	0:12.19 [14] (0:12.19)	5.19L		0:34.70 +6
14	10	KIRIKAN Mark Du Plessis	6	66.3 1400m	0:11.32 1400m	0:12.55 [7] (0:12.55)	5.57L		0:35.34 +6
15	9	TRANSATLANTIC James Orman	14	66.4 600m	0:11.38 400m	0:12.51 [11] (0:12.51)	6.78L		0:35.31 +13
16	7	IN EVIDENCE Nikita Beriman	7	66.5 Overall	0:11.41 1400m	0:12.58 [16] (0:12.58)	7.67L		0:35.59 +3

Scratched: Purveyor (#15), Hiyaam Proud (#19), Robrick (#3)



Horse/Jockey Name	Kintyre
Final Rank	1
Fastest Section Time (Section)	0:11.17 (1400m)
Top Speed [km/h] (Section)	67.8 (1400m)
Race State	Finished



Eagle Farm QLD Professional

Race 9: SKY RACING QUEENSLAND GUINEAS - 1600m

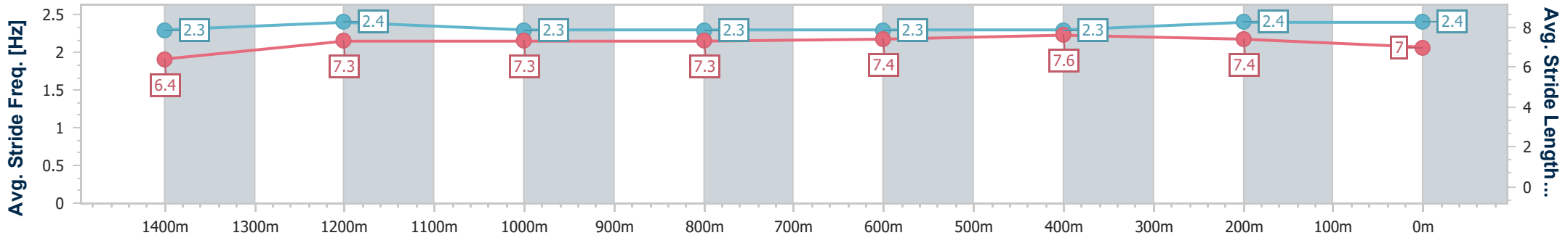
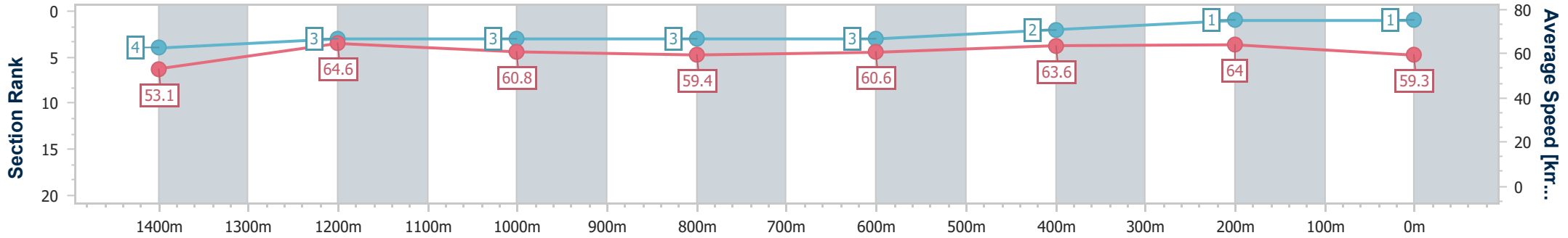
04 May 2024 - 16:14

Track Rating: Soft 5, Weather: Overcast, Rail Position: +7m Entire



BRISBANE RACING CLUB

Section	Overall	1400m	1200m	1000m	800m	600m	400m	200m
Section Times	1:35.50 [1] (0:13.56)	1:21.94 [4] (0:11.17)	1:10.77 [3] (0:11.85)	0:58.92 [3] (0:12.08)	0:46.84 [3] (0:12.00)	0:34.84 [3] (0:11.47)	0:23.37 [2] (0:11.25)	0:12.12 [1] (0:12.12)
Average Speed [km/h]	53.1	64.6	60.8	59.4	60.6	63.6	64.0	59.3
Top Speed [km/h]	67.7	67.8	63.0	60.5	61.6	65.3	65.3	61.9
Avg. Dist. to Rail [m]	1.8	0.8	0.6	0.5	2.1	2.4	3.6	1.7
Avg. Stride Freq. [Hz]	2.3	2.4	2.3	2.3	2.3	2.3	2.4	2.4
Avg. Stride Length [m]	6.4	7.3	7.3	7.3	7.4	7.6	7.4	7.0



- [] Ranking at each section and finish
- .-.- No data available at this section
- NA No data available



Horse/Jockey Name	Razors
Final Rank	2
Fastest Section Time (Section)	0:11.25 (400m)
Top Speed [km/h] (Section)	65.8 (1400m)
Race State	Finished



Eagle Farm QLD Professional

Race 9: SKY RACING QUEENSLAND GUINEAS - 1600m

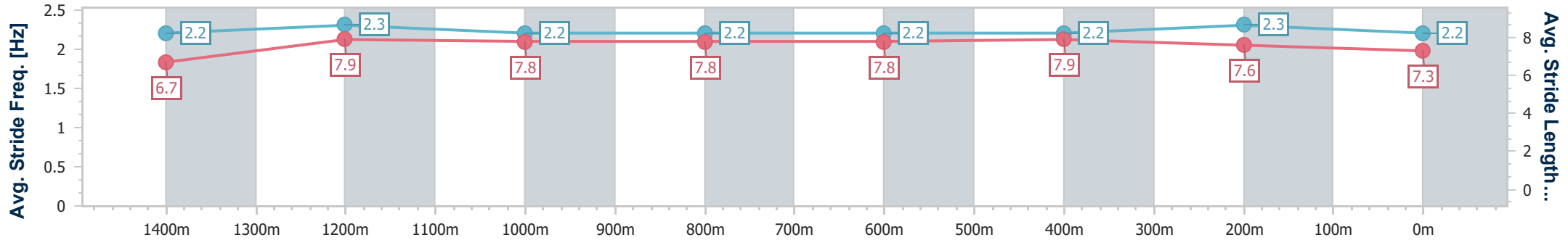
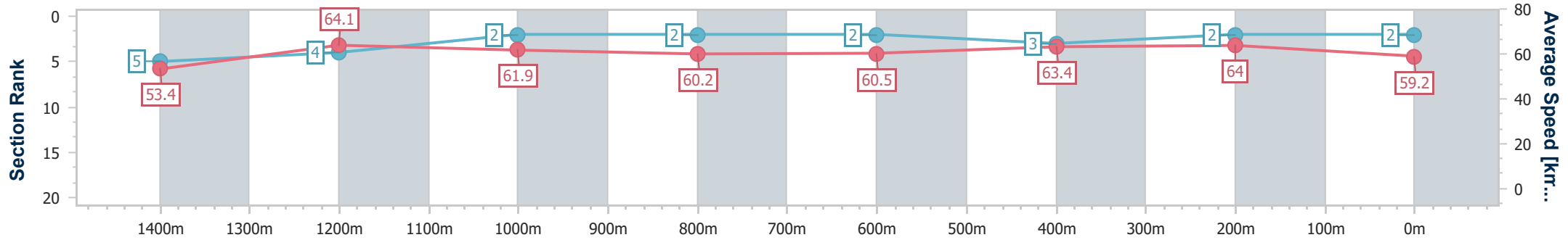
04 May 2024 - 16:14

Track Rating: Soft 5, Weather: Overcast, Rail Position: +7m Entire



BRISBANE RACING CLUB

Section	Overall	1400m	1200m	1000m	800m	600m	400m	200m
Section Times	1:35.55 [2] (0:13.60)	1:21.95 [5] (0:11.26)	1:10.69 [4] (0:11.62)	0:59.07 [2] (0:12.17)	0:46.90 [2] (0:11.99)	0:34.91 [2] (0:11.50)	0:23.41 [3] (0:11.25)	0:12.16 [2] (0:12.16)
Average Speed [km/h]	53.4	64.1	61.9	60.2	60.5	63.4	64.0	59.2
Top Speed [km/h]	65.4	65.8	63.5	60.5	62.0	65.2	65.5	62.0
Avg. Dist. to Rail [m]	8.8	5.2	3.9	2.7	2.1	2.1	4.2	2.9
Avg. Stride Freq. [Hz]	2.2	2.3	2.2	2.2	2.2	2.2	2.3	2.2
Avg. Stride Length [m]	6.7	7.9	7.8	7.8	7.8	7.9	7.6	7.3



- [] Ranking at each section and finish
- .-.- No data available at this section
- NA No data available



Horse/Jockey Name	Press Link
Final Rank	3
Fastest Section Time (Section)	0:11.19 (1400m)
Top Speed [km/h] (Section)	67.1 (1400m)
Race State	Finished



Eagle Farm QLD Professional

Race 9: SKY RACING QUEENSLAND GUINEAS - 1600m

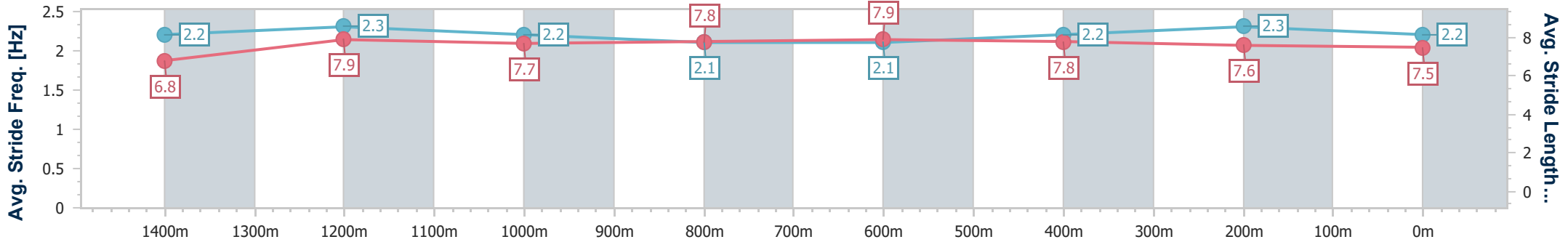
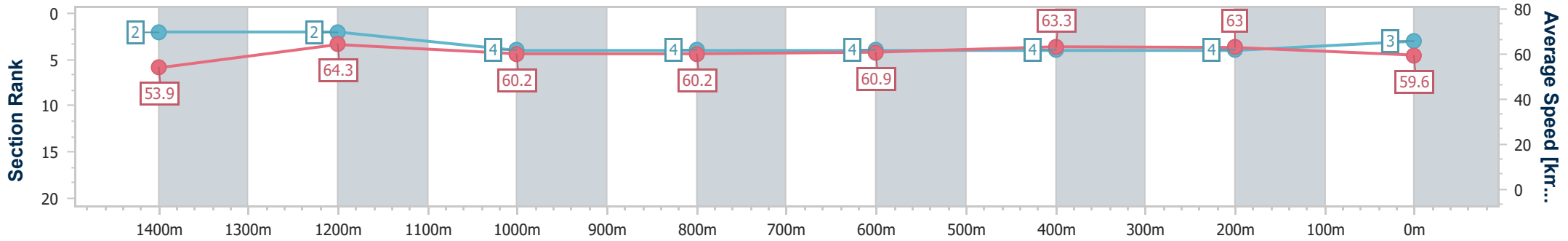
04 May 2024 - 16:14

Track Rating: Soft 5, Weather: Overcast, Rail Position: +7m Entire



BRISBANE RACING CLUB

Section	Overall	1400m	1200m	1000m	800m	600m	400m	200m
Section Times	1:35.72 [3] (0:13.46)	1:22.26 [2] (0:11.19)	1:11.07 [2] (0:11.96)	0:59.11 [4] (0:12.11)	0:47.00 [4] (0:11.97)	0:35.03 [4] (0:11.53)	0:23.50 [4] (0:11.41)	0:12.09 [4] (0:12.09)
Average Speed [km/h]	53.9	64.3	60.2	60.2	60.9	63.3	63.0	59.6
Top Speed [km/h]	66.4	67.1	61.2	60.8	62.3	65.4	65.5	61.6
Avg. Dist. to Rail [m]	5.2	2.8	2.3	2.1	2.5	2.4	6.3	7.4
Avg. Stride Freq. [Hz]	2.2	2.3	2.2	2.1	2.1	2.2	2.3	2.2
Avg. Stride Length [m]	6.8	7.9	7.7	7.8	7.9	7.8	7.6	7.5



- [] Ranking at each section and finish
- .-.- No data available at this section
- NA No data available



Horse/Jockey Name	Chica Mojito
Final Rank	4
Fastest Section Time (Section)	0:11.03 (400m)
Top Speed [km/h] (Section)	66.7 (400m)
Race State	Finished



Eagle Farm QLD Professional

Race 9: SKY RACING QUEENSLAND GUINEAS - 1600m

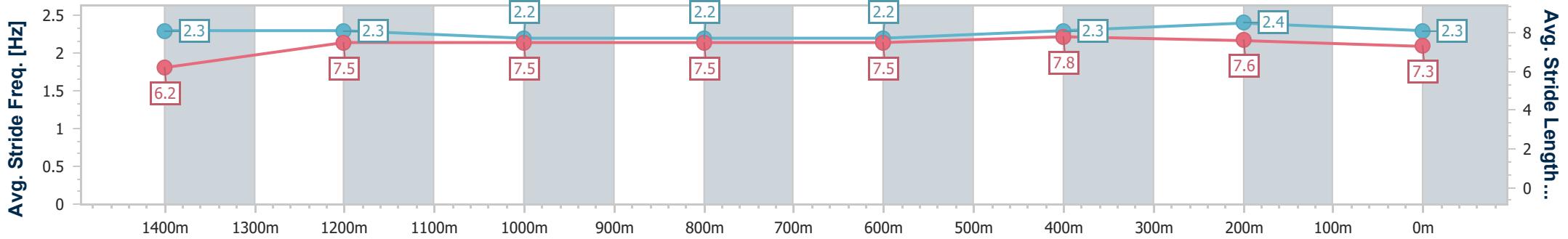
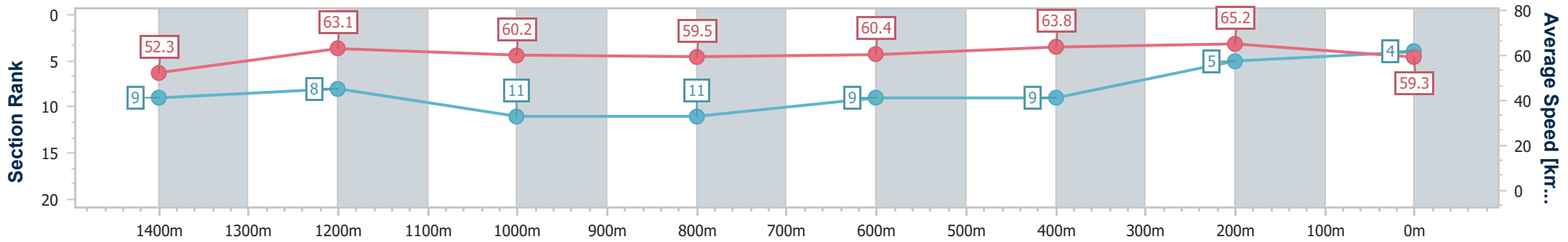
04 May 2024 - 16:14

Track Rating: Soft 5, Weather: Overcast, Rail Position: +7m Entire



BRISBANE RACING CLUB

Section	Overall	1400m	1200m	1000m	800m	600m	400m	200m
Section Times	1:35.84 [4] (0:13.79)	1:22.05 [9] (0:11.38)	1:10.67 [8] (0:11.99)	0:58.68 [11] (0:12.23)	0:46.45 [11] (0:11.94)	0:34.51 [9] (0:11.36)	0:23.15 [9] (0:11.03)	0:12.12 [5] (0:12.12)
Average Speed [km/h]	52.3	63.1	60.2	59.5	60.4	63.8	65.2	59.3
Top Speed [km/h]	66.6	66.6	60.9	60.1	61.9	65.4	66.7	62.0
Avg. Dist. to Rail [m]	0.8	1.0	1.6	1.6	1.4	0.5	1.8	0.2
Avg. Stride Freq. [Hz]	2.3	2.3	2.2	2.2	2.2	2.3	2.4	2.3
Avg. Stride Length [m]	6.2	7.5	7.5	7.5	7.5	7.8	7.6	7.3



- [] Ranking at each section and finish
- .-.-.- No data available at this section
- NA No data available



Horse/Jockey Name	Easy Dun
Final Rank	5
Fastest Section Time (Section)	0:10.95 (400m)
Top Speed [km/h] (Section)	66.9 (600m)
Race State	Finished



Eagle Farm QLD Professional

Race 9: SKY RACING QUEENSLAND GUINEAS - 1600m

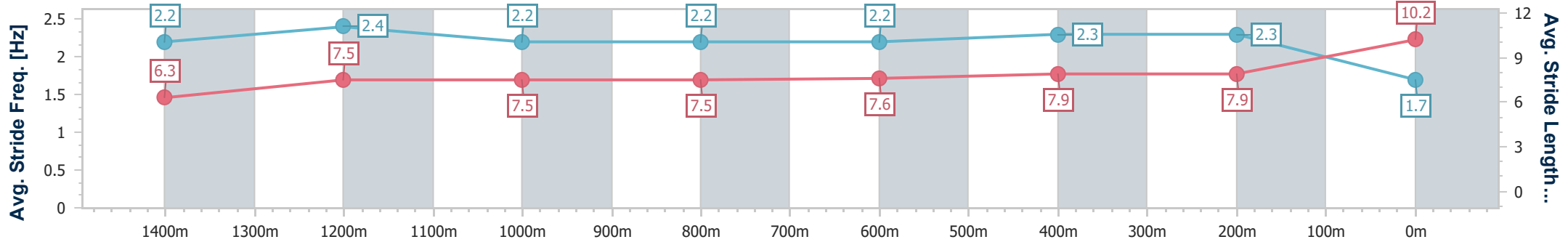
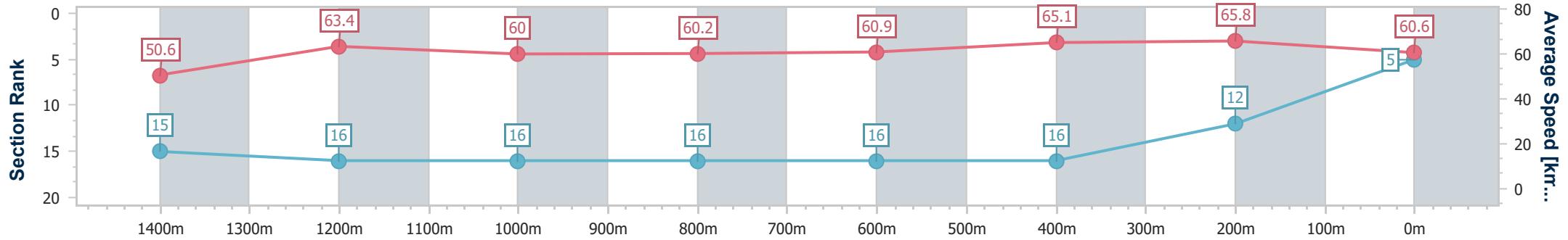
04 May 2024 - 16:14

Track Rating: Soft 5, Weather: Overcast, Rail Position: +7m Entire



BRISBANE RACING CLUB

Section	Overall	1400m	1200m	1000m	800m	600m	400m	200m
Section Times	1:36.01 [5] (0:14.27)	1:21.74 [15] (0:11.38)	1:10.36 [16] (0:12.06)	0:58.30 [16] (0:12.25)	0:46.05 [16] (0:12.00)	0:34.05 [16] (0:11.24)	0:22.81 [16] (0:10.95)	0:11.86 [12] (0:11.86)
Average Speed [km/h]	50.6	63.4	60.0	60.2	60.9	65.1	65.8	60.6
Top Speed [km/h]	65.6	66.4	62.1	62.8	64.2	66.9	66.6	65.1
Avg. Dist. to Rail [m]	8.4	4.0	3.8	4.5	3.8	2.5	3.8	4.9
Avg. Stride Freq. [Hz]	2.2	2.4	2.2	2.2	2.2	2.3	2.3	1.7
Avg. Stride Length [m]	6.3	7.5	7.5	7.5	7.6	7.9	7.9	10.2



- [] Ranking at each section and finish
- .-.- No data available at this section
- NA No data available



Horse/Jockey Name	Cafe Millenium
Final Rank	6
Fastest Section Time (Section)	0:11.13 (400m)
Top Speed [km/h] (Section)	66.3 (1400m)
Race State	Finished



Eagle Farm QLD Professional

Race 9: SKY RACING QUEENSLAND GUINEAS - 1600m

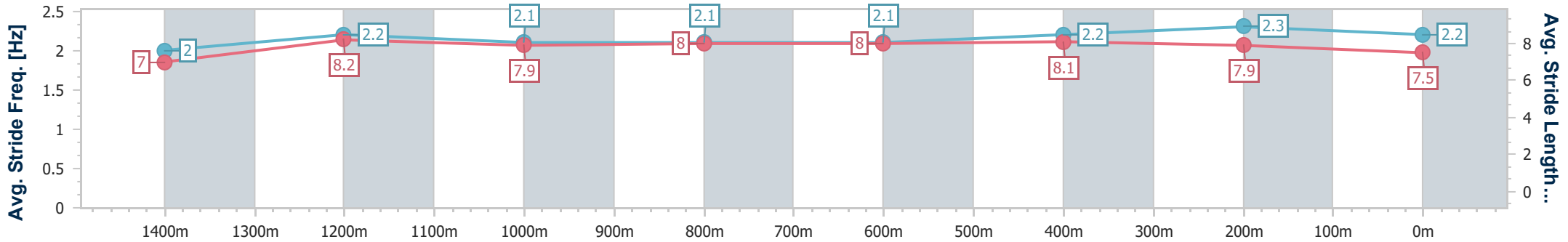
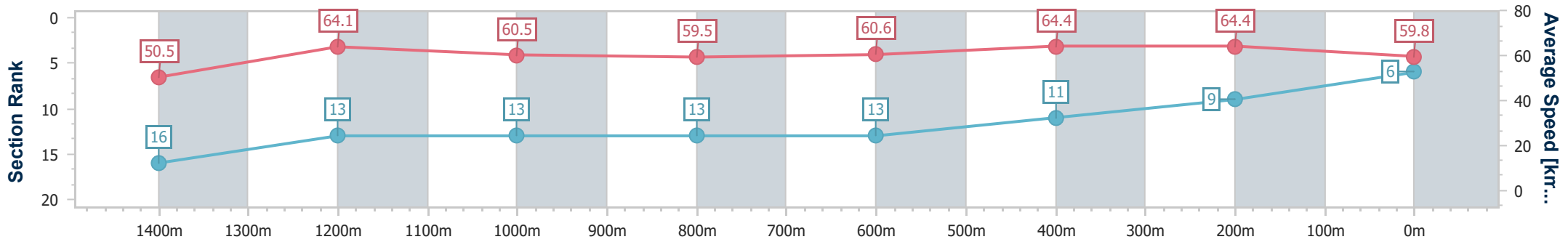
04 May 2024 - 16:14

Track Rating: Soft 5, Weather: Overcast, Rail Position: +7m Entire



BRISBANE RACING CLUB

Section	Overall	1400m	1200m	1000m	800m	600m	400m	200m
Section Times	1:36.02 [6] (0:14.30)	1:21.72 [16] (0:11.26)	1:10.46 [13] (0:11.91)	0:58.55 [13] (0:12.21)	0:46.34 [13] (0:11.88)	0:34.46 [13] (0:11.25)	0:23.21 [11] (0:11.13)	0:12.08 [9] (0:12.08)
Average Speed [km/h]	50.5	64.1	60.5	59.5	60.6	64.4	64.4	59.8
Top Speed [km/h]	65.8	66.3	62.9	60.2	62.6	66.0	65.5	61.8
Avg. Dist. to Rail [m]	6.6	1.6	1.7	1.5	0.4	1.1	4.0	5.5
Avg. Stride Freq. [Hz]	2.0	2.2	2.1	2.1	2.1	2.2	2.3	2.2
Avg. Stride Length [m]	7.0	8.2	7.9	8.0	8.0	8.1	7.9	7.5



- [] Ranking at each section and finish
- .-.- No data available at this section
- NA No data available



Horse/Jockey Name	Port Lockroy
Final Rank	7
Fastest Section Time (Section)	0:11.08 (400m)
Top Speed [km/h] (Section)	66.7 (600m)
Race State	Finished



Eagle Farm QLD Professional

Race 9: SKY RACING QUEENSLAND GUINEAS - 1600m

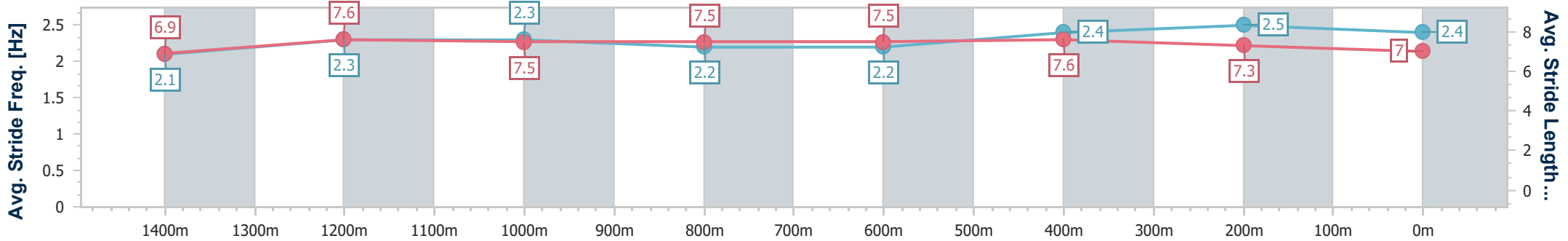
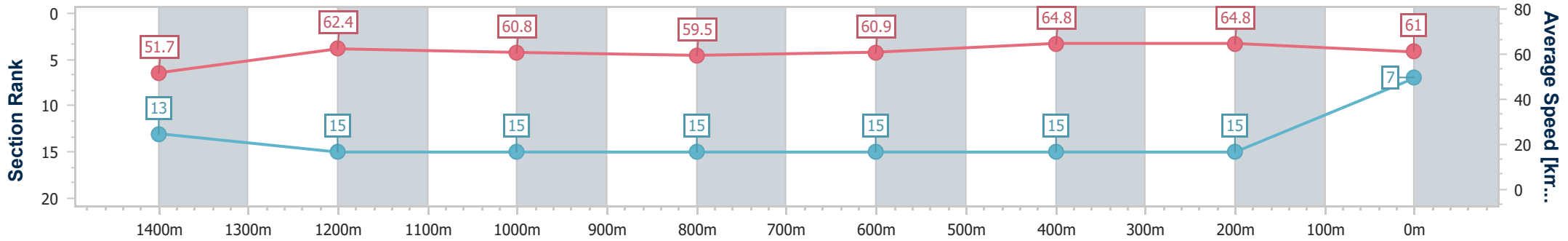
04 May 2024 - 16:14

Track Rating: Soft 5, Weather: Overcast, Rail Position: +7m Entire



BRISBANE RACING CLUB

Section	Overall	1400m	1200m	1000m	800m	600m	400m	200m
Section Times	1:36.05 [7] (0:14.02)	1:22.03 [13] (0:11.62)	1:10.41 [15] (0:11.87)	0:58.54 [15] (0:12.31)	0:46.23 [15] (0:12.01)	0:34.22 [15] (0:11.31)	0:22.91 [15] (0:11.08)	0:11.83 [15] (0:11.83)
Average Speed [km/h]	51.7	62.4	60.8	59.5	60.9	64.8	64.8	61.0
Top Speed [km/h]	64.2	63.1	63.4	60.6	64.1	66.7	66.3	65.1
Avg. Dist. to Rail [m]	12.3	5.9	4.2	3.6	3.0	4.1	11.7	11.1
Avg. Stride Freq. [Hz]	2.1	2.3	2.3	2.2	2.2	2.4	2.5	2.4
Avg. Stride Length [m]	6.9	7.6	7.5	7.5	7.5	7.6	7.3	7.0



- [] Ranking at each section and finish
- .-.- No data available at this section
- NA No data available



Horse/Jockey Name	Felix The Scat
Final Rank	8
Fastest Section Time (Section)	0:11.20 (400m)
Top Speed [km/h] (Section)	65.9 (600m)
Race State	Finished



Eagle Farm QLD Professional

Race 9: SKY RACING QUEENSLAND GUINEAS - 1600m

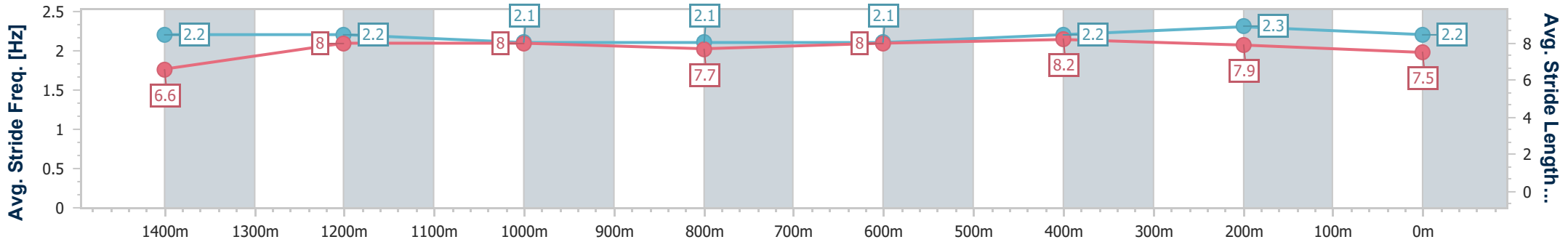
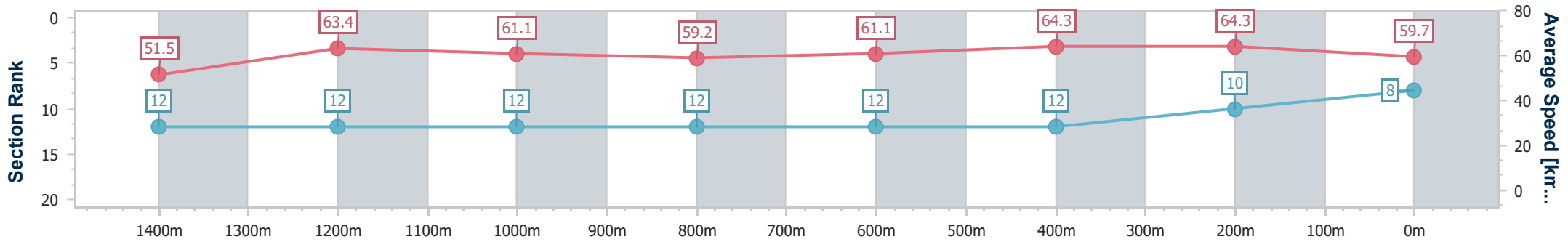
04 May 2024 - 16:14

Track Rating: Soft 5, Weather: Overcast, Rail Position: +7m Entire



BRISBANE RACING CLUB

Section	Overall	1400m	1200m	1000m	800m	600m	400m	200m
Section Times	1:36.14 [8] (0:14.01)	1:22.13 [12] (0:11.38)	1:10.75 [12] (0:11.84)	0:58.91 [12] (0:12.33)	0:46.58 [12] (0:11.92)	0:34.66 [12] (0:11.38)	0:23.28 [12] (0:11.20)	0:12.08 [10] (0:12.08)
Average Speed [km/h]	51.5	63.4	61.1	59.2	61.1	64.3	64.3	59.7
Top Speed [km/h]	64.3	64.4	62.6	60.1	63.1	65.9	65.8	62.5
Avg. Dist. to Rail [m]	4.8	2.9	3.2	3.4	2.3	3.6	9.8	9.7
Avg. Stride Freq. [Hz]	2.2	2.2	2.1	2.1	2.1	2.2	2.3	2.2
Avg. Stride Length [m]	6.6	8.0	8.0	7.7	8.0	8.2	7.9	7.5



- [] Ranking at each section and finish
- .-.- No data available at this section
- NA No data available



Horse/Jockey Name	Ducasse
Final Rank	9
Fastest Section Time (Section)	0:11.39 (400m)
Top Speed [km/h] (Section)	65.5 (600m)
Race State	Finished



Eagle Farm QLD Professional

Race 9: SKY RACING QUEENSLAND GUINEAS - 1600m

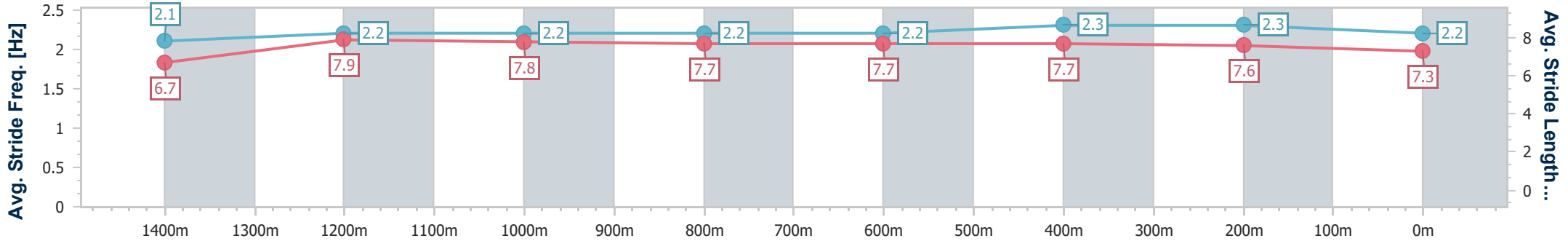
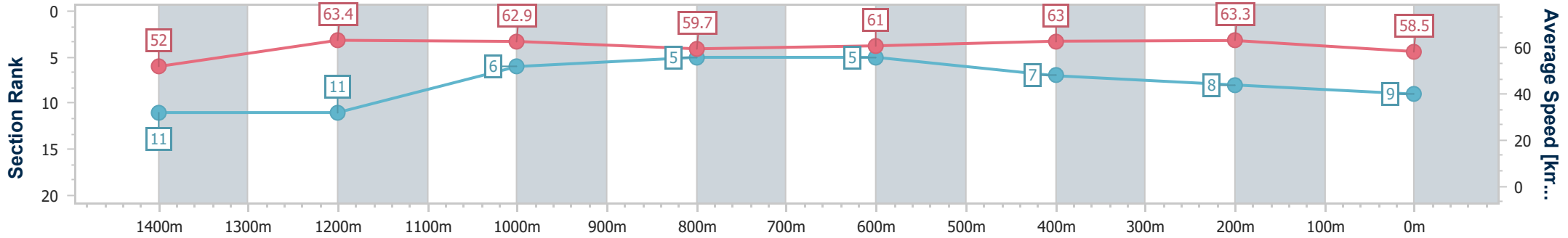
04 May 2024 - 16:14

Track Rating: Soft 5, Weather: Overcast, Rail Position: +7m Entire



BRISBANE RACING CLUB

Section	Overall	1400m	1200m	1000m	800m	600m	400m	200m
Section Times	1:36.26 [9] (0:13.91)	1:22.35 [11] (0:11.44)	1:10.91 [11] (0:11.48)	0:59.43 [6] (0:12.21)	0:47.22 [5] (0:11.97)	0:35.25 [5] (0:11.53)	0:23.72 [7] (0:11.39)	0:12.33 [8] (0:12.33)
Average Speed [km/h]	52.0	63.4	62.9	59.7	61.0	63.0	63.3	58.5
Top Speed [km/h]	64.4	64.2	64.2	60.8	62.4	65.5	65.2	61.3
Avg. Dist. to Rail [m]	10.6	6.2	4.7	2.9	2.5	2.4	8.3	8.1
Avg. Stride Freq. [Hz]	2.1	2.2	2.2	2.2	2.2	2.3	2.3	2.2
Avg. Stride Length [m]	6.7	7.9	7.8	7.7	7.7	7.7	7.6	7.3



- [] Ranking at each section and finish
- .-.- No data available at this section
- NA No data available



Horse/Jockey Name	Captain Fenkel
Final Rank	10
Fastest Section Time (Section)	0:11.27 (1400m)
Top Speed [km/h] (Section)	66.5 (Overall)
Race State	Finished



Eagle Farm QLD Professional

Race 9: SKY RACING QUEENSLAND GUINEAS - 1600m

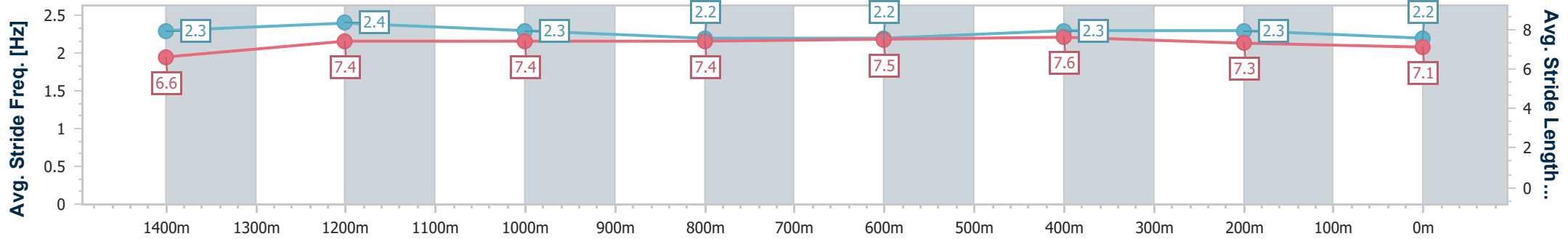
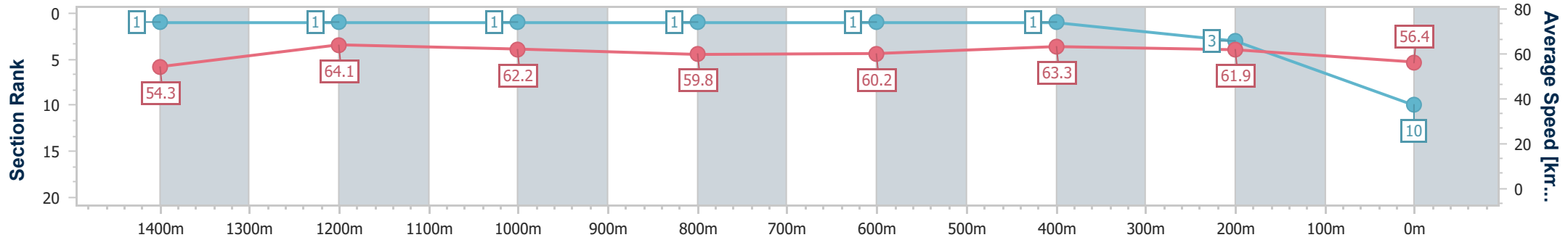
04 May 2024 - 16:14

Track Rating: Soft 5, Weather: Overcast, Rail Position: +7m Entire



BRISBANE RACING CLUB

Section	Overall	1400m	1200m	1000m	800m	600m	400m	200m
Section Times	1:36.31 [10] (0:13.32)	1:22.99 [1] (0:11.27)	1:11.72 [1] (0:11.63)	1:00.09 [1] (0:12.21)	0:47.88 [1] (0:12.03)	0:35.85 [1] (0:11.45)	0:24.40 [1] (0:11.62)	0:12.78 [3] (0:12.78)
Average Speed [km/h]	54.3	64.1	62.2	59.8	60.2	63.3	61.9	56.4
Top Speed [km/h]	66.5	66.0	64.4	60.4	61.2	64.5	64.1	59.6
Avg. Dist. to Rail [m]	6.2	4.2	3.4	2.6	1.9	1.0	3.9	4.0
Avg. Stride Freq. [Hz]	2.3	2.4	2.3	2.2	2.2	2.3	2.3	2.2
Avg. Stride Length [m]	6.6	7.4	7.4	7.4	7.5	7.6	7.3	7.1



- [] Ranking at each section and finish
- .-.- No data available at this section
- NA No data available



Horse/Jockey Name	Caracas
Final Rank	11
Fastest Section Time (Section)	0:11.31 (400m)
Top Speed [km/h] (Section)	67.1 (Overall)
Race State	Finished



Eagle Farm QLD Professional

Race 9: SKY RACING QUEENSLAND GUINEAS - 1600m

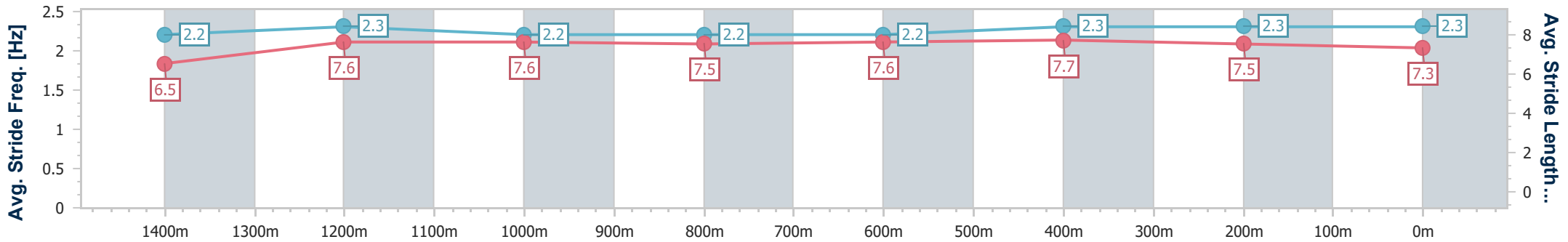
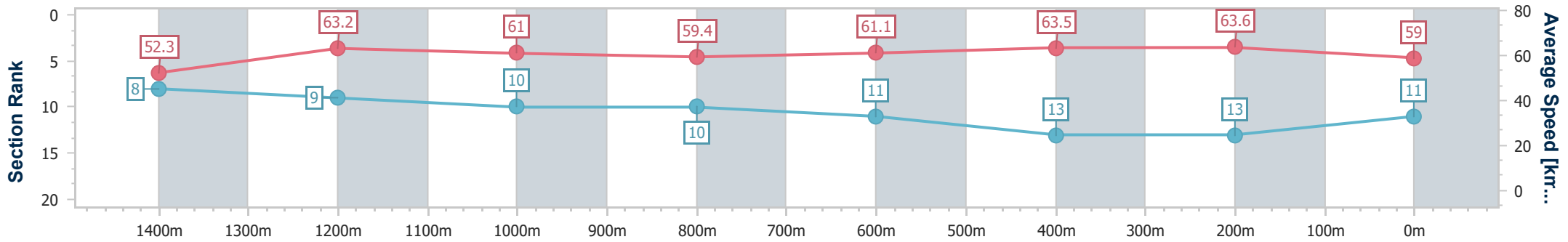
04 May 2024 - 16:14

Track Rating: Soft 5, Weather: Overcast, Rail Position: +7m Entire



BRISBANE RACING CLUB

Section	Overall	1400m	1200m	1000m	800m	600m	400m	200m
Section Times	1:36.36 [11] (0:13.79)	1:22.57 [8] (0:11.42)	1:11.15 [9] (0:11.85)	0:59.30 [10] (0:12.33)	0:46.97 [10] (0:11.98)	0:34.99 [11] (0:11.51)	0:23.48 [13] (0:11.31)	0:12.17 [13] (0:12.17)
Average Speed [km/h]	52.3	63.2	61.0	59.4	61.1	63.5	63.6	59.0
Top Speed [km/h]	67.1	66.6	62.2	61.2	62.1	65.4	65.4	62.1
Avg. Dist. to Rail [m]	2.3	3.2	3.3	3.8	3.2	3.0	6.1	3.5
Avg. Stride Freq. [Hz]	2.2	2.3	2.2	2.2	2.2	2.3	2.3	2.3
Avg. Stride Length [m]	6.5	7.6	7.6	7.5	7.6	7.7	7.5	7.3



- [] Ranking at each section and finish
- .-.- No data available at this section
- NA No data available



Horse/Jockey Name	Misterkipchoge
Final Rank	12
Fastest Section Time (Section)	0:11.32 (400m)
Top Speed [km/h] (Section)	65.2 (1400m)
Race State	Finished



Eagle Farm QLD Professional

Race 9: SKY RACING QUEENSLAND GUINEAS - 1600m

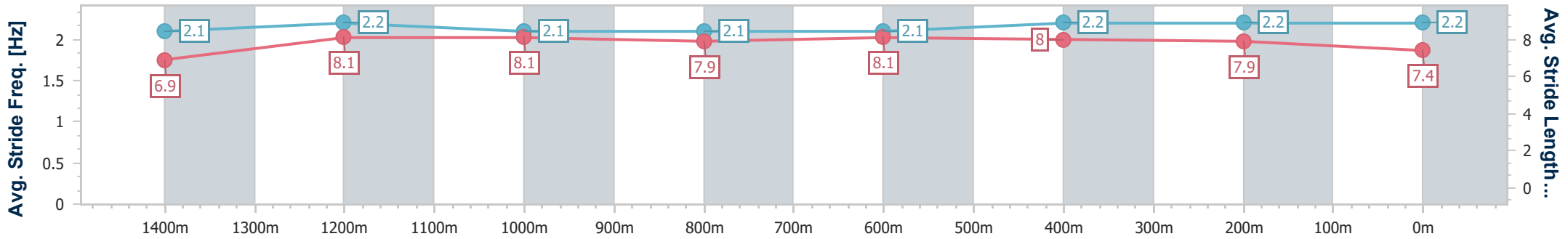
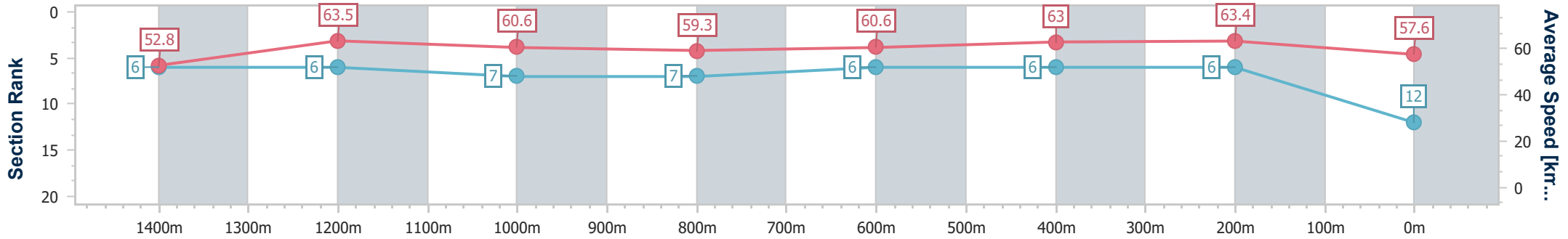
04 May 2024 - 16:14

Track Rating: Soft 5, Weather: Overcast, Rail Position: +7m Entire



BRISBANE RACING CLUB

Section	Overall	1400m	1200m	1000m	800m	600m	400m	200m
Section Times	1:36.37 [12] (0:13.63)	1:22.74 [6] (0:11.38)	1:11.36 [6] (0:11.90)	0:59.46 [7] (0:12.25)	0:47.21 [7] (0:11.90)	0:35.31 [6] (0:11.45)	0:23.86 [6] (0:11.32)	0:12.54 [6] (0:12.54)
Average Speed [km/h]	52.8	63.5	60.6	59.3	60.6	63.0	63.4	57.6
Top Speed [km/h]	64.6	65.2	61.9	60.0	61.8	64.6	64.6	60.6
Avg. Dist. to Rail [m]	2.6	1.8	2.1	1.7	0.6	0.4	3.3	4.5
Avg. Stride Freq. [Hz]	2.1	2.2	2.1	2.1	2.1	2.2	2.2	2.2
Avg. Stride Length [m]	6.9	8.1	8.1	7.9	8.1	8.0	7.9	7.4



- [] Ranking at each section and finish
- .-.- No data available at this section
- NA No data available



Horse/Jockey Name	Encoder
Final Rank	13
Fastest Section Time (Section)	0:11.20 (400m)
Top Speed [km/h] (Section)	66.4 (600m)
Race State	Finished



Eagle Farm QLD Professional

Race 9: SKY RACING QUEENSLAND GUINEAS - 1600m

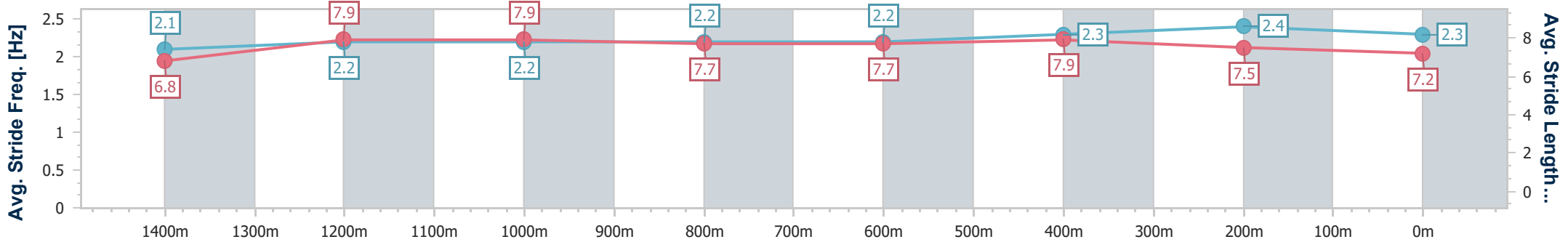
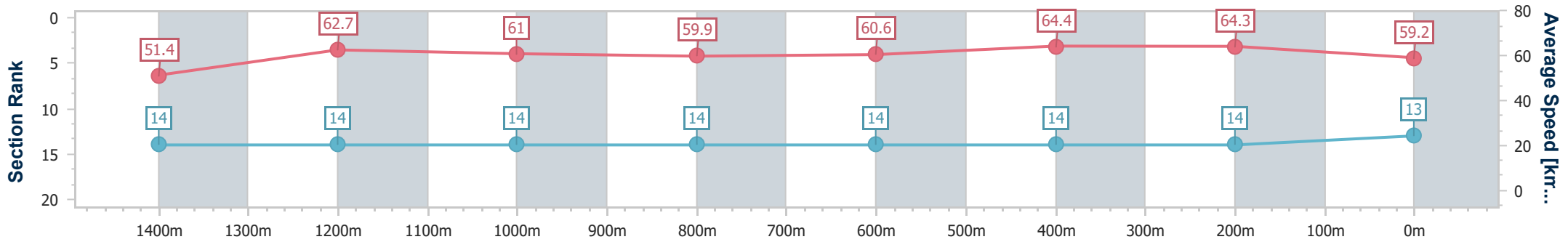
04 May 2024 - 16:14

Track Rating: Soft 5, Weather: Overcast, Rail Position: +7m Entire



BRISBANE RACING CLUB

Section	Overall	1400m	1200m	1000m	800m	600m	400m	200m
Section Times	1:36.38 [13] (0:14.12)	1:22.26 [14] (0:11.49)	1:10.77 [14] (0:11.87)	0:58.90 [14] (0:12.20)	0:46.70 [14] (0:12.00)	0:34.70 [14] (0:11.31)	0:23.39 [14] (0:11.20)	0:12.19 [14] (0:12.19)
Average Speed [km/h]	51.4	62.7	61.0	59.9	60.6	64.4	64.3	59.2
Top Speed [km/h]	65.7	65.7	61.9	61.1	63.6	66.4	66.0	61.0
Avg. Dist. to Rail [m]	7.0	4.0	3.7	3.1	2.4	2.5	9.5	10.9
Avg. Stride Freq. [Hz]	2.1	2.2	2.2	2.2	2.2	2.3	2.4	2.3
Avg. Stride Length [m]	6.8	7.9	7.9	7.7	7.7	7.9	7.5	7.2



- [] Ranking at each section and finish
- .-.-.- No data available at this section
- NA No data available



Horse/Jockey Name	Kirikan
Final Rank	14
Fastest Section Time (Section)	0:11.32 (1400m)
Top Speed [km/h] (Section)	66.3 (1400m)
Race State	Finished



Eagle Farm QLD Professional

Race 9: SKY RACING QUEENSLAND GUINEAS - 1600m

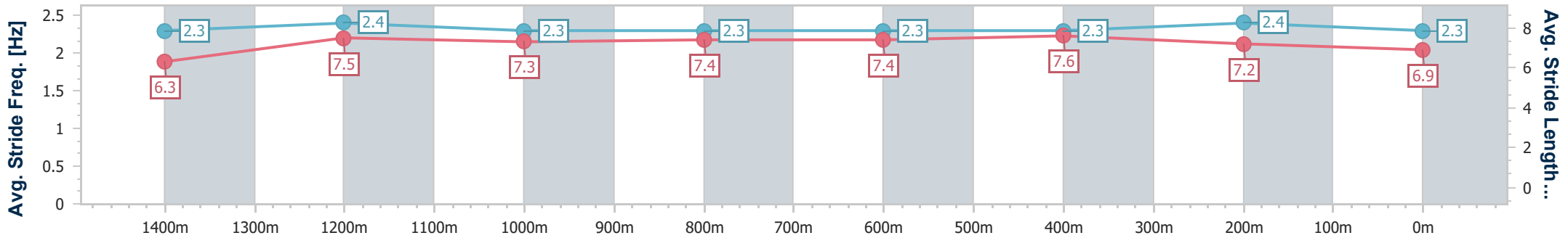
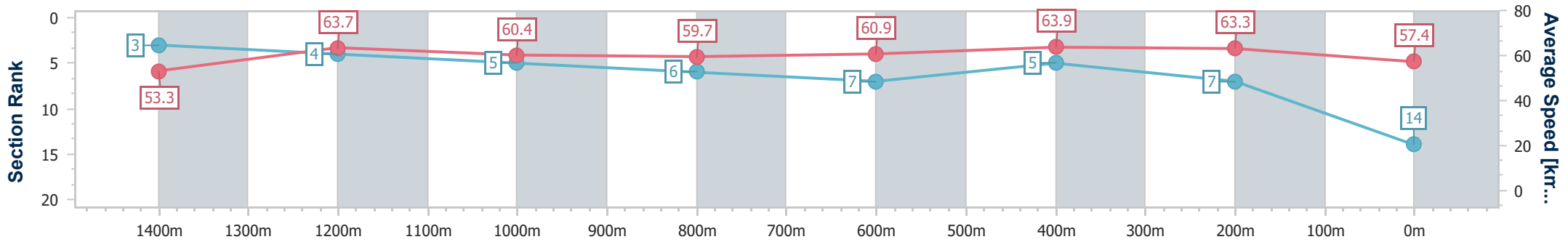
04 May 2024 - 16:14

Track Rating: Soft 5, Weather: Overcast, Rail Position: +7m Entire



BRISBANE RACING CLUB

Section	Overall	1400m	1200m	1000m	800m	600m	400m	200m
Section Times	1:36.45 [14] (0:13.54)	1:22.91 [3] (0:11.32)	1:11.59 [4] (0:11.96)	0:59.63 [5] (0:12.29)	0:47.34 [6] (0:12.00)	0:35.34 [7] (0:11.39)	0:23.95 [5] (0:11.40)	0:12.55 [7] (0:12.55)
Average Speed [km/h]	53.3	63.7	60.4	59.7	60.9	63.9	63.3	57.4
Top Speed [km/h]	66.3	66.3	61.6	61.0	63.3	65.8	65.0	60.9
Avg. Dist. to Rail [m]	3.8	3.5	3.9	3.9	3.3	2.1	7.0	7.8
Avg. Stride Freq. [Hz]	2.3	2.4	2.3	2.3	2.3	2.3	2.4	2.3
Avg. Stride Length [m]	6.3	7.5	7.3	7.4	7.4	7.6	7.2	6.9



- [] Ranking at each section and finish
- .-.- No data available at this section
- NA No data available



Horse/Jockey Name	Transatlantic
Final Rank	15
Fastest Section Time (Section)	0:11.38 (400m)
Top Speed [km/h] (Section)	66.4 (600m)
Race State	Finished



Eagle Farm QLD Professional

Race 9: SKY RACING QUEENSLAND GUINEAS - 1600m

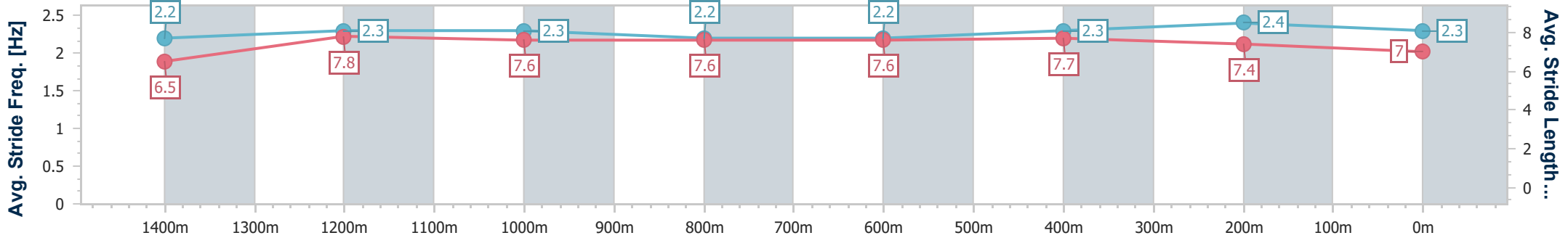
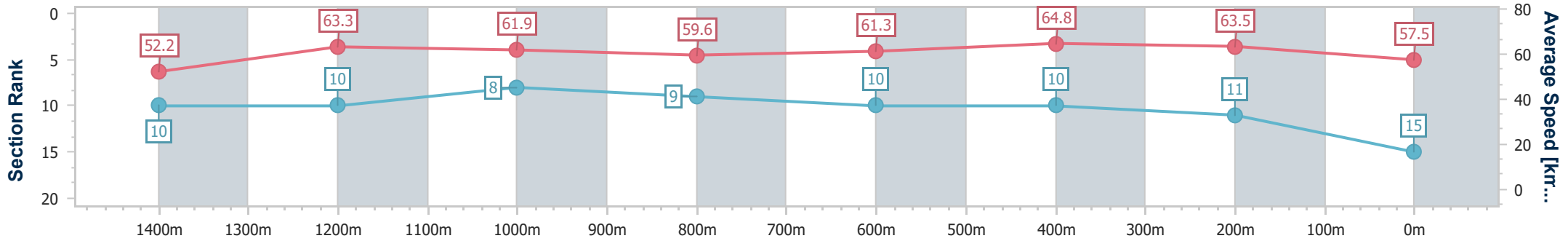
04 May 2024 - 16:14

Track Rating: Soft 5, Weather: Overcast, Rail Position: +7m Entire



BRISBANE RACING CLUB

Section	Overall	1400m	1200m	1000m	800m	600m	400m	200m
Section Times	1:36.65 [15] (0:13.86)	1:22.79 [10] (0:11.41)	1:11.38 [10] (0:11.69)	0:59.69 [8] (0:12.37)	0:47.32 [9] (0:12.01)	0:35.31 [10] (0:11.42)	0:23.89 [10] (0:11.38)	0:12.51 [11] (0:12.51)
Average Speed [km/h]	52.2	63.3	61.9	59.6	61.3	64.8	63.5	57.5
Top Speed [km/h]	65.9	65.5	63.7	61.3	63.7	66.4	65.6	60.8
Avg. Dist. to Rail [m]	8.9	4.6	4.3	5.1	5.1	5.7	8.5	8.4
Avg. Stride Freq. [Hz]	2.2	2.3	2.3	2.2	2.2	2.3	2.4	2.3
Avg. Stride Length [m]	6.5	7.8	7.6	7.6	7.6	7.7	7.4	7.0



- [] Ranking at each section and finish
- .-.- No data available at this section
- NA No data available



Horse/Jockey Name	In Evidence
Final Rank	16
Fastest Section Time (Section)	0:11.41 (1400m)
Top Speed [km/h] (Section)	66.5 (Overall)
Race State	Finished



Eagle Farm QLD Professional

Race 9: SKY RACING QUEENSLAND GUINEAS - 1600m

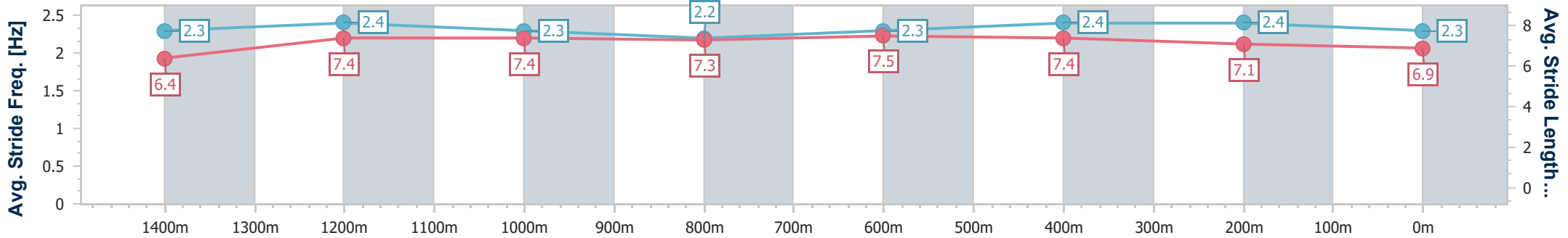
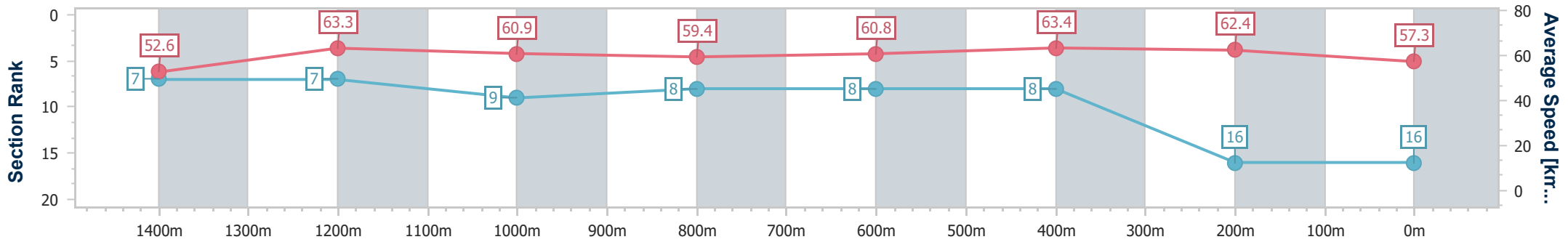
04 May 2024 - 16:14

Track Rating: Soft 5, Weather: Overcast, Rail Position: +7m Entire



BRISBANE RACING CLUB

Section	Overall	1400m	1200m	1000m	800m	600m	400m	200m
Section Times	1:36.80 [16] (0:13.73)	1:23.07 [7] (0:11.41)	1:11.66 [7] (0:11.85)	0:59.81 [9] (0:12.27)	0:47.54 [8] (0:11.95)	0:35.59 [8] (0:11.46)	0:24.13 [8] (0:11.55)	0:12.58 [16] (0:12.58)
Average Speed [km/h]	52.6	63.3	60.9	59.4	60.8	63.4	62.4	57.3
Top Speed [km/h]	66.5	65.7	61.7	60.1	62.8	64.5	63.8	60.1
Avg. Dist. to Rail [m]	4.6	3.2	2.8	2.6	2.2	2.2	6.8	5.7
Avg. Stride Freq. [Hz]	2.3	2.4	2.3	2.2	2.3	2.4	2.4	2.3
Avg. Stride Length [m]	6.4	7.4	7.4	7.3	7.5	7.4	7.1	6.9



- [] Ranking at each section and finish
- .-.- No data available at this section
- NA No data available