



# Townsville QLD Professional

## Race 1: Carnival Tickets On Sale Now Maiden Plate - 1609m

07 May 2024 - 13:27



Track Rating: Soft, Weather: Fine, Rail Position: +4.5m 1000m-0m, +3m Remainder

Section		Overall	1400m	1200m	1000m	800m	600m	400m	Last 600m				
Field Times		1:40.18 (0:15.47)	1:24.71 (0:11.53)	1:13.18 (0:12.11)	1:01.07 (0:12.22)	0:48.85 (0:11.91)	0:36.94 (0:12.05)	0:24.89 (0:12.22)	0:36.94				
Rank	TAB Horse/Jockey	Barrier	Top Speed [km/h]	Fastest Section									Distance Travelled [m]
1	6 <b>GOGGLEBOX</b> Chris Whiteley	1	62.7 1400m	0:11.77 1400m	1:40.18 [1] (0:15.89)	1:24.29 [4] (0:11.77)	1:12.52 [4] (0:12.08)	1:00.44 [4] (0:11.95)	0:48.49 [4] (0:11.79)	0:36.70 [4] (0:11.98)	0:24.72 [3] (0:12.09)	0:36.70	
2	5 <b>MISHANI EAGLE</b> Lacey Morrison	7	64.4 1400m	0:11.53 1400m	1:40.26 [2] (0:15.47)	1:24.79 [1] (0:11.53)	1:13.26 [1] (0:12.11)	1:01.15 [1] (0:12.22)	0:48.93 [1] (0:11.94)	0:36.99 [2] (0:12.02)	0:24.97 [1] (0:12.22)	0:36.99	+2
3	4 <b>KING CANUTE</b> Nathan Thomas	6	62.5 Overall	0:11.72 1400m	1:40.59 [3] (0:15.69)	1:24.90 [3] (0:11.72)	1:13.18 [3] (0:12.10)	1:01.08 [3] (0:12.13)	0:48.95 [3] (0:11.84)	0:37.11 [3] (0:12.08)	0:25.03 [4] (0:12.41)	0:37.11	+9
4	2 <b>SMOKIN' RUBI</b> Gabrielle Semmens	5	62.8 Overall	0:11.77 1400m	1:40.76 [4] (0:15.49)	1:25.27 [2] (0:11.77)	1:13.50 [2] (0:12.02)	1:01.48 [2] (0:12.07)	0:49.41 [2] (0:11.89)	0:37.52 [1] (0:12.15)	0:25.37 [2] (0:12.49)	0:37.52	+5

Scratched: Love On Display (#7), Book Of Exodus (#1), Tsunami Force (#3)



# Townsville QLD Professional

## Race 1: Carnival Tickets On Sale Now Maiden Plate - 1609m

07 May 2024 - 13:27



Track Rating: Soft, Weather: Fine, Rail Position: +4.5m 1000m-0m, +3m Remainder

Section				200m				Last 600m	
Field Times				0:12.67 (0:12.67)				0:36.94	
Rank	TAB	Horse/Jockey	Barrier	Top Speed [km/h]	Fastest Section	Margin			Distance Travelled [m]
1	6	<b>GOGGLEBOX</b> Chris Whiteley	1	62.7 1400m	0:11.77 1400m	0:12.63 [2] (0:12.63)	1:40.18		0:36.70
2	5	<b>MISHANI EAGLE</b> Lacey Morrison	7	64.4 1400m	0:11.53 1400m	0:12.75 [1] (0:12.75)	0.08L		0:36.99 +2
3	4	<b>KING CANUTE</b> Nathan Thomas	6	62.5 Overall	0:11.72 1400m	0:12.62 [4] (0:12.62)	0.33L		0:37.11 +9
4	2	<b>SMOKIN' RUBI</b> Gabrielle Semmens	5	62.8 Overall	0:11.77 1400m	0:12.88 [3] (0:12.88)	0.17L		0:37.52 +5

Scratched: Love On Display (#7), Book Of Exodus (#1), Tsunami Force (#3)



Horse/Jockey Name	Gogglebox
Final Rank	1
Fastest Section Time (Section)	0:11.77 (1400m)
Top Speed [km/h] (Section)	62.7 (1400m)
Race State	Finished



### Townsville QLD Professional

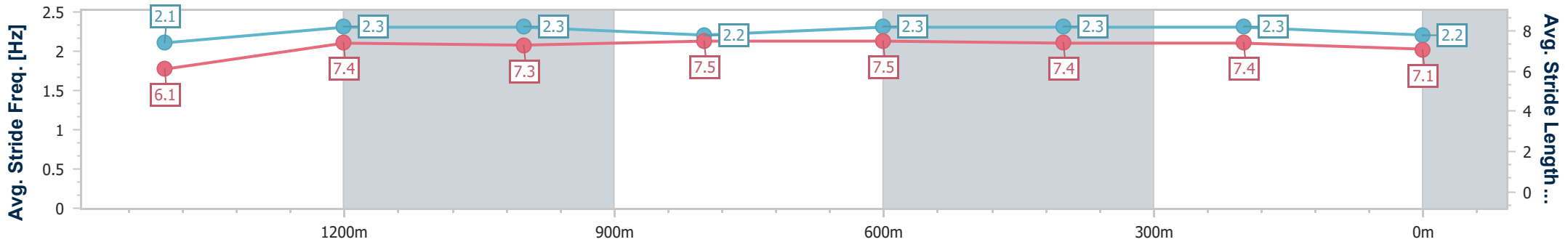
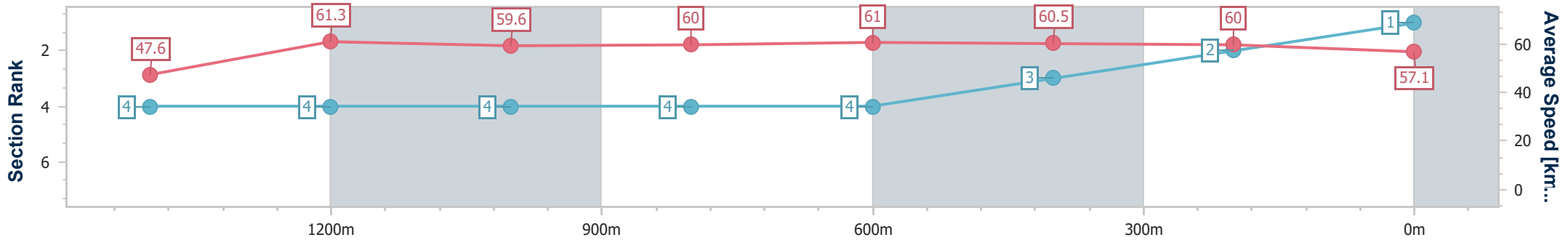
Race 1: Carnival Tickets On Sale Now Maiden Plate - 1609m

07 May 2024 - 13:27

Track Rating: Soft, Weather: Fine, Rail Position: +4.5m 1000m-0m, +3m Remainder



Section	Overall	1400m	1200m	1000m	800m	600m	400m	200m						
Section Times	1:40.18 [1] (0:15.89)	1:24.29 [4] (0:11.77)	1:12.52 [4] (0:12.08)	1:00.44 [4] (0:11.95)	0:48.49 [4] (0:11.79)	0:36.70 [4] (0:11.98)	0:24.72 [3] (0:12.09)	0:12.63 [2] (0:12.63)						
Average Speed [km/h]	47.6	61.3	59.6	60.0	61.0	60.5	60.0	57.1						
Top Speed [km/h]	62.5	62.7	60.6	61.8	62.1	62.0	61.0	58.5						
Avg. Dist. to Rail [m]	3.8	1.3	0.9	1.2	0.4	1.7	4.9	5.8						
Avg. Stride Freq. [Hz]	2.1	2.3	2.3	2.2	2.3	2.3	2.3	2.2						
Avg. Stride Length [m]	6.1	7.4	7.3	7.5	7.5	7.4	7.4	7.1						



- [ ] Ranking at each section and finish
- .-.- No data available at this section
- NA No data available



Horse/Jockey Name	Mishani Eagle
Final Rank	2
Fastest Section Time (Section)	0:11.53 (1400m)
Top Speed [km/h] (Section)	64.4 (1400m)
Race State	Finished



### Townsville QLD Professional

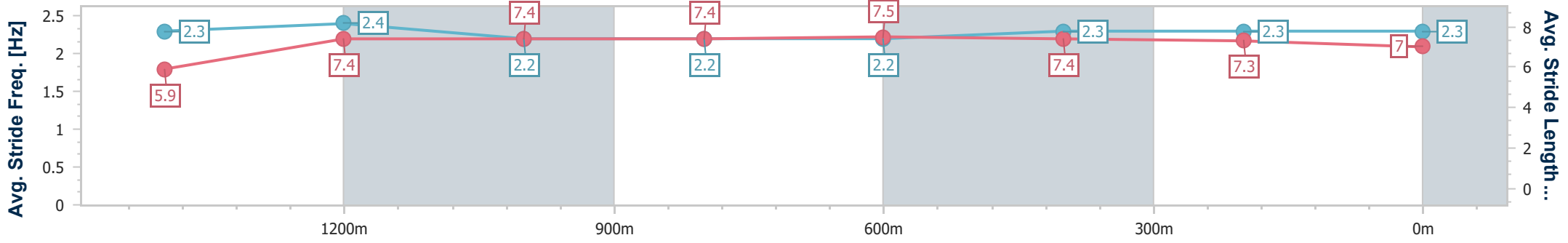
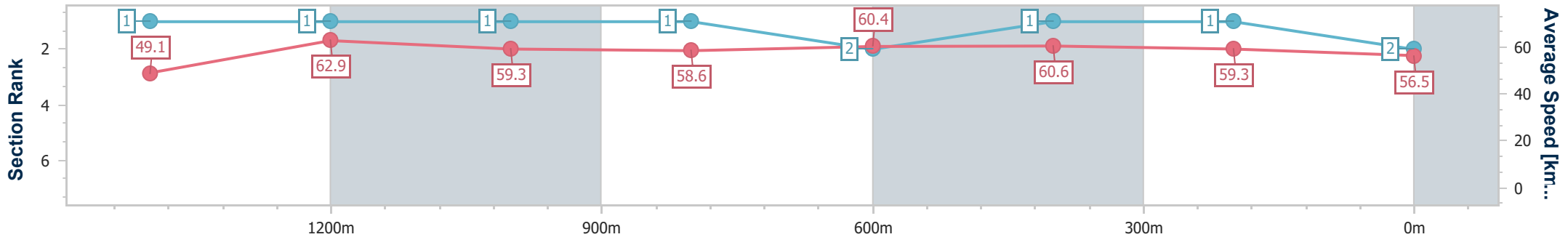
Race 1: Carnival Tickets On Sale Now Maiden Plate - 1609m

07 May 2024 - 13:27

Track Rating: Soft, Weather: Fine, Rail Position: +4.5m 1000m-0m, +3m Remainder



Section	Overall	1400m	1200m	1000m	800m	600m	400m	200m						
Section Times	1:40.26 [2] (0:15.47)	1:24.79 [1] (0:11.53)	1:13.26 [1] (0:12.11)	1:01.15 [1] (0:12.22)	0:48.93 [1] (0:11.94)	0:36.99 [2] (0:12.02)	0:24.97 [1] (0:12.22)	0:12.75 [1] (0:12.75)						
Average Speed [km/h]	49.1	62.9	59.3	58.6	60.4	60.6	59.3	56.5						
Top Speed [km/h]	63.4	64.4	61.2	60.3	61.7	61.9	60.1	58.7						
Avg. Dist. to Rail [m]	6.1	1.3	0.5	1.2	0.6	2.4	3.4	4.5						
Avg. Stride Freq. [Hz]	2.3	2.4	2.2	2.2	2.2	2.3	2.3	2.3						
Avg. Stride Length [m]	5.9	7.4	7.4	7.4	7.5	7.4	7.3	7.0						



- [ ] Ranking at each section and finish
- .-.- No data available at this section
- NA No data available





Horse/Jockey Name	King Canute
Final Rank	3
Fastest Section Time (Section)	0:11.72 (1400m)
Top Speed [km/h] (Section)	62.5 (Overall)
Race State	Finished



### Townsville QLD Professional

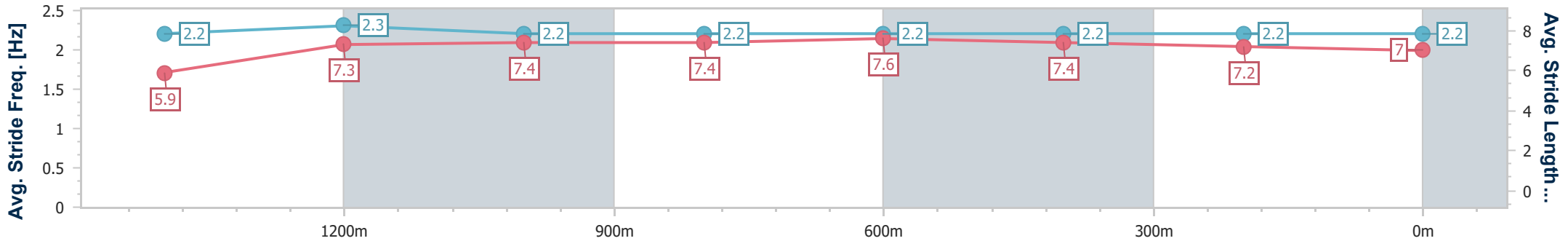
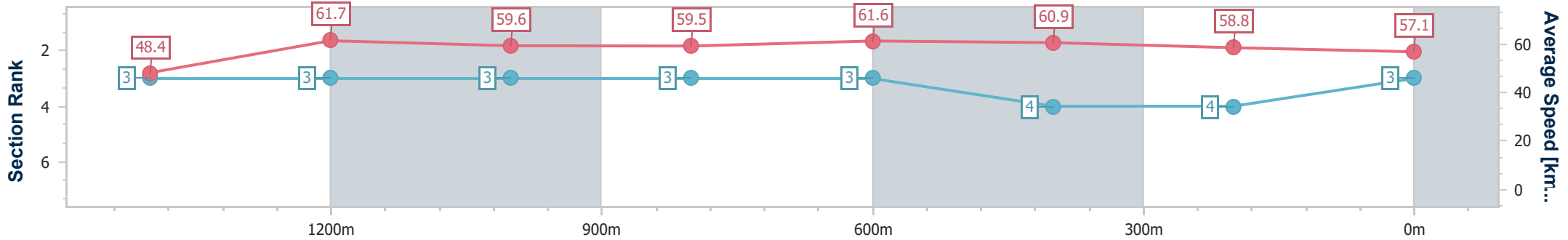
Race 1: Carnival Tickets On Sale Now Maiden Plate - 1609m

07 May 2024 - 13:27

Track Rating: Soft, Weather: Fine, Rail Position: +4.5m 1000m-0m, +3m Remainder



Section	Overall	1400m	1200m	1000m	800m	600m	400m	200m						
Section Times	1:40.59 [3] (0:15.69)	1:24.90 [3] (0:11.72)	1:13.18 [3] (0:12.10)	1:01.08 [3] (0:12.13)	0:48.95 [3] (0:11.84)	0:37.11 [3] (0:12.08)	0:25.03 [4] (0:12.41)	0:12.62 [4] (0:12.62)						
Average Speed [km/h]	48.4	61.7	59.6	59.5	61.6	60.9	58.8	57.1						
Top Speed [km/h]	62.5	62.5	60.6	61.5	62.3	62.1	60.0	58.6						
Avg. Dist. to Rail [m]	5.3	1.9	1.1	0.5	2.5	4.7	7.8	8.9						
Avg. Stride Freq. [Hz]	2.2	2.3	2.2	2.2	2.2	2.2	2.2	2.2						
Avg. Stride Length [m]	5.9	7.3	7.4	7.4	7.6	7.4	7.2	7.0						



- [ ] Ranking at each section and finish
- .-.- No data available at this section
- NA No data available



Horse/Jockey Name	Smokin' Rubi
Final Rank	4
Fastest Section Time (Section)	0:11.77 (1400m)
Top Speed [km/h] (Section)	62.8 (Overall)
Race State	Finished



### Townsville QLD Professional

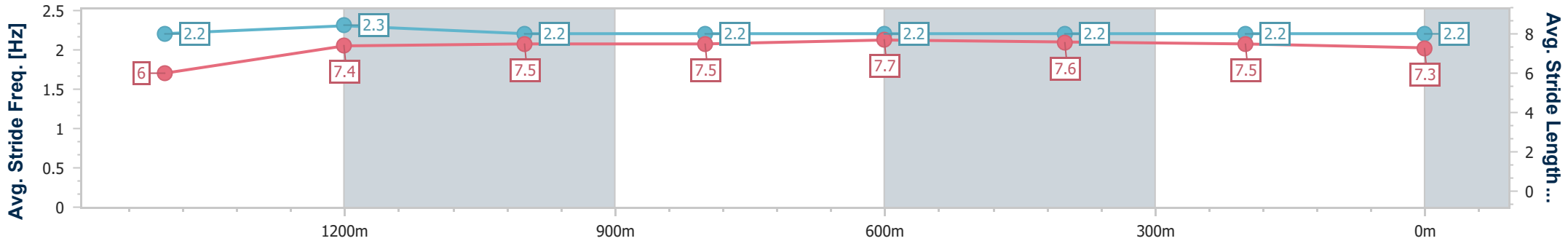
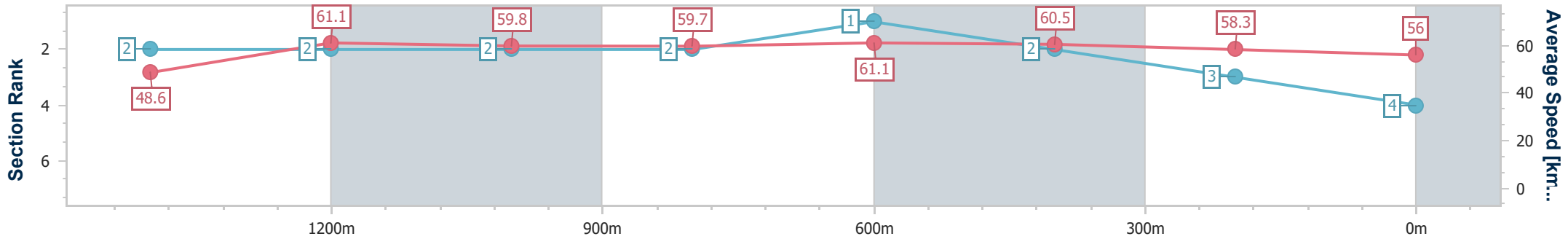
Race 1: Carnival Tickets On Sale Now Maiden Plate - 1609m

07 May 2024 - 13:27

Track Rating: Soft, Weather: Fine, Rail Position: +4.5m 1000m-0m, +3m Remainder



Section	Overall	1400m	1200m	1000m	800m	600m	400m	200m						
Section Times	1:40.76 [4] (0:15.49)	1:25.27 [2] (0:11.77)	1:13.50 [2] (0:12.02)	1:01.48 [2] (0:12.07)	0:49.41 [2] (0:11.89)	0:37.52 [1] (0:12.15)	0:25.37 [2] (0:12.49)	0:12.88 [3] (0:12.88)						
Average Speed [km/h]	48.6	61.1	59.8	59.7	61.1	60.5	58.3	56.0						
Top Speed [km/h]	62.8	62.7	61.1	61.2	61.7	61.5	59.2	57.4						
Avg. Dist. to Rail [m]	3.1	0.5	0.3	0.4	1.9	4.0	7.5	8.2						
Avg. Stride Freq. [Hz]	2.2	2.3	2.2	2.2	2.2	2.2	2.2	2.2						
Avg. Stride Length [m]	6.0	7.4	7.5	7.5	7.7	7.6	7.5	7.3						



- [ ] Ranking at each section and finish
- .-.- No data available at this section
- NA No data available



# Townsville QLD Professional

## Race 2: Become A Member Today BM70 Handicap - 1609m



07 May 2024 - 14:04

Track Rating: Soft, Weather: Fine, Rail Position: +4.5m 1000m-0m, +3m Remainder

Section		Overall	1400m	1200m	1000m	800m	600m	400m	Last 600m				
Field Times		1:36.44 (0:15.48)	1:20.96 (0:11.31)	1:09.65 (0:11.34)	0:58.31 (0:11.33)	0:46.98 (0:11.12)	0:35.86 (0:11.41)	0:24.45 (0:11.84)	0:35.86				
Rank	TAB Horse/Jockey	Barrier	Top Speed [km/h]	Fastest Section									Distance Travelled [m]
1	2 MOOLOOLABA Ashley Butler	6	68.0 1400m	0:11.09 1400m	1:36.44 [1] (0:15.70)	1:20.74 [4] (0:11.09)	1:09.65 [1] (0:11.34)	0:58.31 [1] (0:11.33)	0:46.98 [1] (0:11.12)	0:35.86 [1] (0:11.41)	0:24.45 [1] (0:11.84)	0:35.86	
2	1 INDICTMENT Nathan Day	2	66.0 600m	0:11.25 1000m	1:36.67 [2] (0:15.57)	1:21.10 [2] (0:11.68)	1:09.42 [4] (0:11.53)	0:57.89 [4] (0:11.25)	0:46.64 [4] (0:11.31)	0:35.33 [4] (0:11.36)	0:23.97 [4] (0:11.65)	0:35.33	+0
3	5 JOE'S GIGGLE Scott Sheargold	5	66.3 600m	0:11.26 800m	1:36.70 [3] (0:15.48)	1:21.22 [1] (0:11.45)	1:09.77 [2] (0:11.58)	0:58.19 [3] (0:11.34)	0:46.85 [3] (0:11.26)	0:35.59 [3] (0:11.34)	0:24.25 [3] (0:11.68)	0:35.59	-1
4	3 MAJESTICS REQUEST Lacey Morrison	3	66.2 800m	0:11.15 800m	1:36.92 [4] (0:15.70)	1:21.22 [3] (0:11.42)	1:09.80 [3] (0:11.37)	0:58.43 [2] (0:11.16)	0:47.27 [2] (0:11.15)	0:36.12 [2] (0:11.44)	0:24.68 [2] (0:11.85)	0:36.12	+0
5	4 AWE Melea Castle	1	65.2 600m	0:11.06 1000m	1:36.93 [5] (0:15.98)	1:20.95 [5] (0:11.58)	1:09.37 [6] (0:11.51)	0:57.86 [6] (0:11.06)	0:46.80 [5] (0:11.36)	0:35.44 [5] (0:11.36)	0:24.08 [5] (0:11.65)	0:35.44	-5
6	6 SEBROSSA Nathan Thomas	4	65.6 1000m	0:11.23 800m	1:38.81 [6] (0:16.01)	1:22.80 [6] (0:11.44)	1:11.36 [5] (0:11.57)	0:59.79 [5] (0:11.27)	0:48.52 [6] (0:11.23)	0:37.29 [6] (0:11.77)	0:25.52 [6] (0:12.13)	0:37.29	+4



# Townsville QLD Professional

## Race 2: Become A Member Today BM70 Handicap - 1609m

07 May 2024 - 14:04



Track Rating: Soft, Weather: Fine, Rail Position: +4.5m 1000m-0m, +3m Remainder

Section				200m				Last 600m	
Field Times				0:12.61 (0:12.61)				0:35.86	
Rank	TAB	Horse/Jockey	Barrier	Top Speed [km/h]	Fastest Section	Margin			Distance Travelled [m]
1	2	<b>MOOLOOLABA</b> Ashley Butler	6	68.0 1400m	0:11.09 1400m	0:12.61 [1] (0:12.61)	1:36.44		0:35.86
2	1	<b>INDICTMENT</b> Nathan Day	2	66.0 600m	0:11.25 1000m	0:12.32 [4] (0:12.32)	0.23L		0:35.33 +0
3	5	<b>JOE'S GIGGLE</b> Scott Sheargold	5	66.3 600m	0:11.26 800m	0:12.57 [3] (0:12.57)	0.03L		0:35.59 -1
4	3	<b>MAJESTICS REQUEST</b> Lacey Morrison	3	66.2 800m	0:11.15 800m	0:12.83 [2] (0:12.83)	0.22L		0:36.12 +0
5	4	<b>AWE</b> Melea Castle	1	65.2 600m	0:11.06 1000m	0:12.43 [5] (0:12.43)	0.01L		0:35.44 -5
6	6	<b>SEBROSSA</b> Nathan Thomas	4	65.6 1000m	0:11.23 800m	0:13.39 [6] (0:13.39)	1.88L		0:37.29 +4



Horse/Jockey Name	Mooloolaba
Final Rank	1
Fastest Section Time (Section)	0:11.09 (1400m)
Top Speed [km/h] (Section)	68.0 (1400m)
Race State	Finished



Townsville QLD Professional

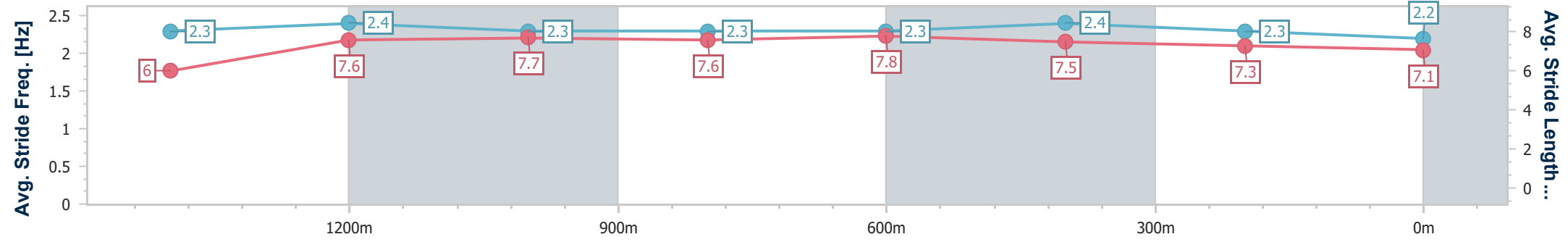
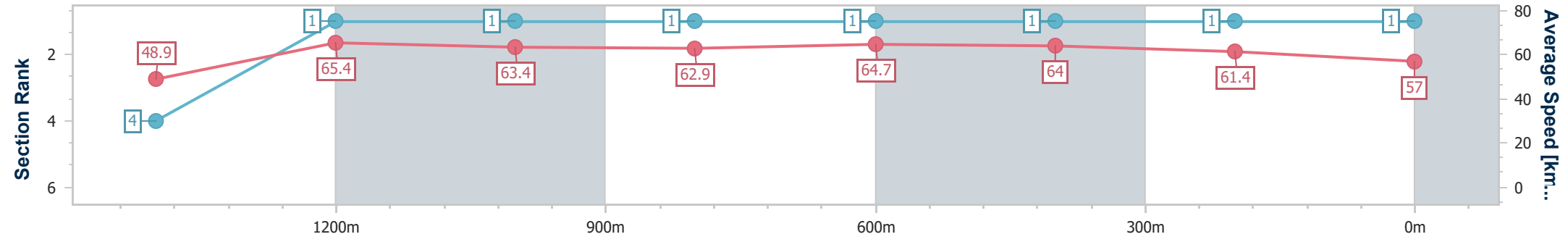
Race 2: Become A Member Today BM70 Handicap - 1609m

07 May 2024 - 14:04

Track Rating: Soft, Weather: Fine, Rail Position: +4.5m 1000m-0m, +3m Remainder



Section	Overall	1400m	1200m	1000m	800m	600m	400m	200m						
Section Times	1:36.44 [1] (0:15.70)	1:20.74 [4] (0:11.09)	1:09.65 [1] (0:11.34)	0:58.31 [1] (0:11.33)	0:46.98 [1] (0:11.12)	0:35.86 [1] (0:11.41)	0:24.45 [1] (0:11.84)	0:12.61 [1] (0:12.61)						
Average Speed [km/h]	48.9	65.4	63.4	62.9	64.7	64.0	61.4	57.0						
Top Speed [km/h]	65.1	68.0	64.7	64.2	65.7	66.1	62.3	60.0						
Avg. Dist. to Rail [m]	9.5	3.5	1.3	2.1	0.4	2.7	5.0	4.6						
Avg. Stride Freq. [Hz]	2.3	2.4	2.3	2.3	2.3	2.4	2.3	2.2						
Avg. Stride Length [m]	6.0	7.6	7.7	7.6	7.8	7.5	7.3	7.1						



- [ ] Ranking at each section and finish
- .-.- No data available at this section
- NA No data available



Horse/Jockey Name	Indictment
Final Rank	2
Fastest Section Time (Section)	0:11.25 (1000m)
Top Speed [km/h] (Section)	66.0 (600m)
Race State	Finished



### Townsville QLD Professional

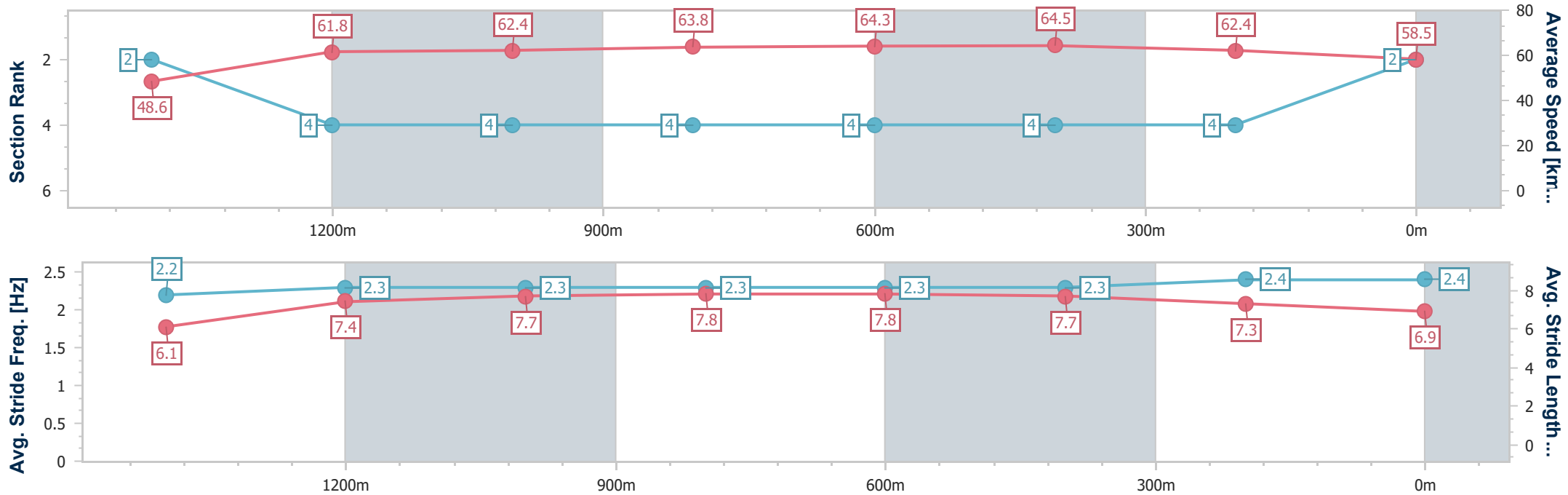
Race 2: Become A Member Today BM70 Handicap - 1609m

07 May 2024 - 14:04

Track Rating: Soft, Weather: Fine, Rail Position: +4.5m 1000m-0m, +3m Remainder



Section	Overall	1400m	1200m	1000m	800m	600m	400m	200m						
Section Times	1:36.67 [2] (0:15.57)	1:21.10 [2] (0:11.68)	1:09.42 [4] (0:11.53)	0:57.89 [4] (0:11.25)	0:46.64 [4] (0:11.31)	0:35.33 [4] (0:11.36)	0:23.97 [4] (0:11.65)	0:12.32 [4] (0:12.32)						
Average Speed [km/h]	48.6	61.8	62.4	63.8	64.3	64.5	62.4	58.5						
Top Speed [km/h]	63.9	63.7	63.0	65.1	65.0	66.0	64.4	61.9						
Avg. Dist. to Rail [m]	4.4	0.6	0.5	0.9	2.1	3.4	6.3	7.5						
Avg. Stride Freq. [Hz]	2.2	2.3	2.3	2.3	2.3	2.3	2.4	2.4						
Avg. Stride Length [m]	6.1	7.4	7.7	7.8	7.8	7.7	7.3	6.9						



- [ ] Ranking at each section and finish
- .-.- No data available at this section
- NA No data available



Horse/Jockey Name	Joe's Giggle
Final Rank	3
Fastest Section Time (Section)	0:11.26 (800m)
Top Speed [km/h] (Section)	66.3 (600m)
Race State	Finished



### Townsville QLD Professional

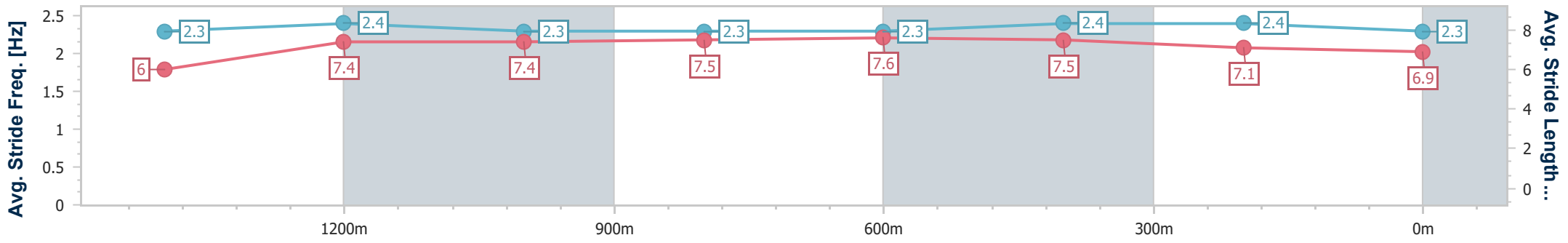
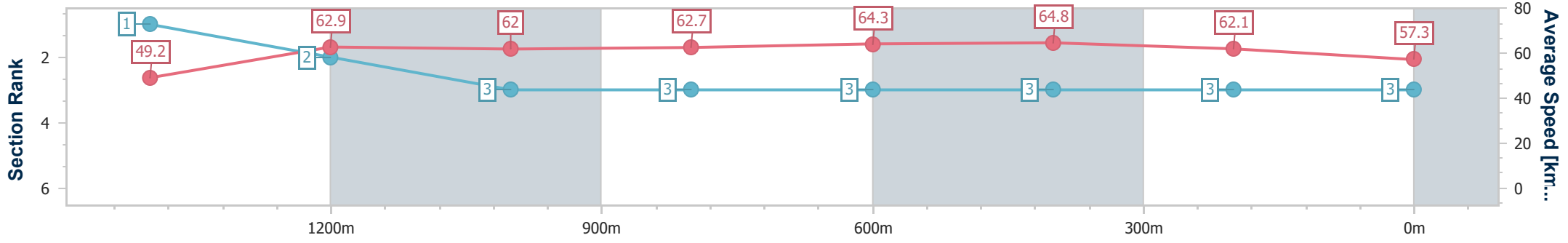
Race 2: Become A Member Today BM70 Handicap - 1609m

07 May 2024 - 14:04

Track Rating: Soft, Weather: Fine, Rail Position: +4.5m 1000m-0m, +3m Remainder



Section	Overall	1400m	1200m	1000m	800m	600m	400m	200m						
Section Times	1:36.70 [3] (0:15.48)	1:21.22 [1] (0:11.45)	1:09.77 [2] (0:11.58)	0:58.19 [3] (0:11.34)	0:46.85 [3] (0:11.26)	0:35.59 [3] (0:11.34)	0:24.25 [3] (0:11.68)	0:12.57 [3] (0:12.57)						
Average Speed [km/h]	49.2	62.9	62.0	62.7	64.3	64.8	62.1	57.3						
Top Speed [km/h]	64.7	63.6	62.6	63.6	65.9	66.3	65.1	60.9						
Avg. Dist. to Rail [m]	6.9	0.3	0.5	2.3	1.0	3.7	5.0	5.3						
Avg. Stride Freq. [Hz]	2.3	2.4	2.3	2.3	2.3	2.4	2.4	2.3						
Avg. Stride Length [m]	6.0	7.4	7.4	7.5	7.6	7.5	7.1	6.9						



- [ ] Ranking at each section and finish
- .-.- No data available at this section
- NA No data available



Horse/Jockey Name	Majestics Request
Final Rank	4
Fastest Section Time (Section)	0:11.15 (800m)
Top Speed [km/h] (Section)	66.2 (800m)
Race State	Finished



### Townsville QLD Professional

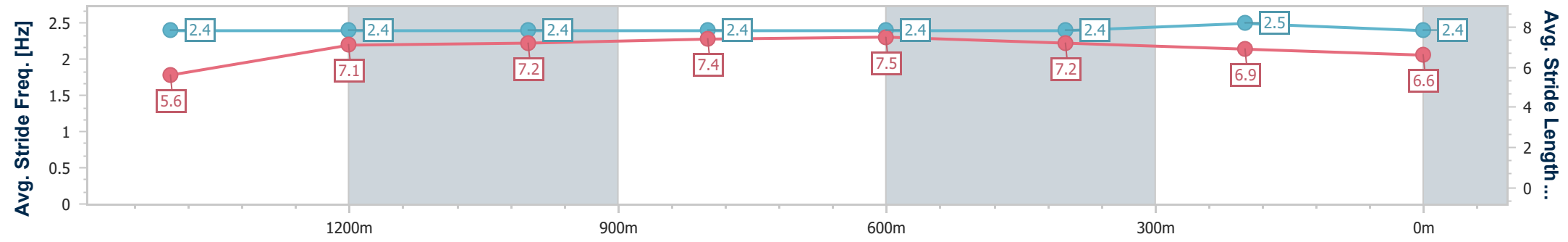
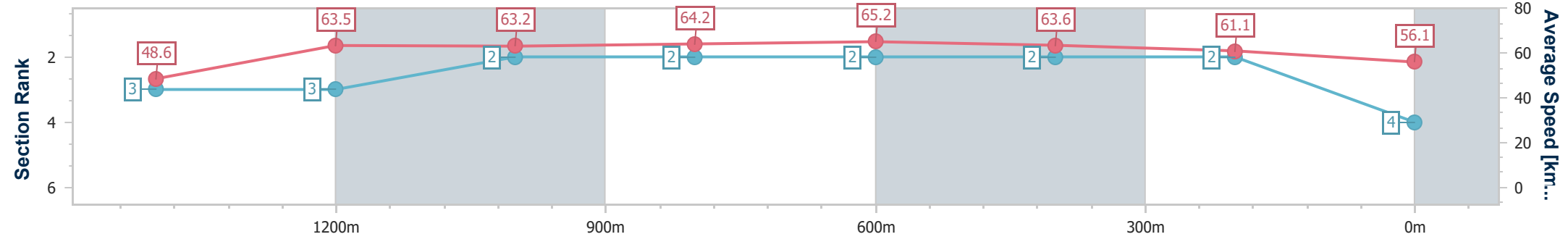
Race 2: Become A Member Today BM70 Handicap - 1609m

07 May 2024 - 14:04

Track Rating: Soft, Weather: Fine, Rail Position: +4.5m 1000m-0m, +3m Remainder



Section	Overall	1400m	1200m	1000m	800m	600m	400m	200m						
Section Times	1:36.92 [4] (0:15.70)	1:21.22 [3] (0:11.42)	1:09.80 [3] (0:11.37)	0:58.43 [2] (0:11.16)	0:47.27 [2] (0:11.15)	0:36.12 [2] (0:11.44)	0:24.68 [2] (0:11.85)	0:12.83 [2] (0:12.83)						
Average Speed [km/h]	48.6	63.5	63.2	64.2	65.2	63.6	61.1	56.1						
Top Speed [km/h]	64.8	66.0	64.3	65.8	66.2	64.6	62.4	59.2						
Avg. Dist. to Rail [m]	5.9	1.8	0.9	0.8	1.8	2.3	3.9	4.3						
Avg. Stride Freq. [Hz]	2.4	2.4	2.4	2.4	2.4	2.4	2.5	2.4						
Avg. Stride Length [m]	5.6	7.1	7.2	7.4	7.5	7.2	6.9	6.6						



- [ ] Ranking at each section and finish
- .-.- No data available at this section
- NA No data available





Horse/Jockey Name	Awe
Final Rank	5
Fastest Section Time (Section)	0:11.06 (1000m)
Top Speed [km/h] (Section)	65.2 (600m)
Race State	Finished



### Townsville QLD Professional

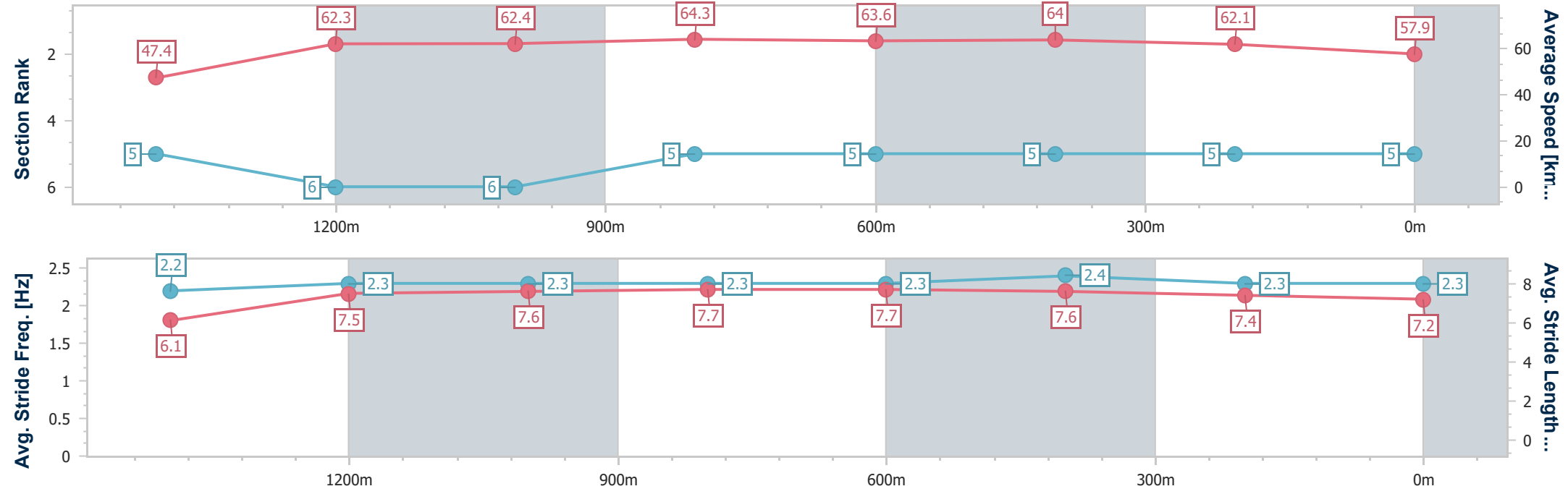
Race 2: Become A Member Today BM70 Handicap - 1609m

07 May 2024 - 14:04

Track Rating: Soft, Weather: Fine, Rail Position: +4.5m 1000m-0m, +3m Remainder



Section	Overall	1400m	1200m	1000m	800m	600m	400m	200m						
Section Times	1:36.93 [5] (0:15.98)	1:20.95 [5] (0:11.58)	1:09.37 [6] (0:11.51)	0:57.86 [6] (0:11.06)	0:46.80 [5] (0:11.36)	0:35.44 [5] (0:11.36)	0:24.08 [5] (0:11.65)	0:12.43 [5] (0:12.43)						
Average Speed [km/h]	47.4	62.3	62.4	64.3	63.6	64.0	62.1	57.9						
Top Speed [km/h]	63.4	64.4	64.3	64.9	64.2	65.2	64.1	60.4						
Avg. Dist. to Rail [m]	4.3	0.2	0.6	2.0	0.5	2.0	3.6	5.2						
Avg. Stride Freq. [Hz]	2.2	2.3	2.3	2.3	2.3	2.4	2.3	2.3						
Avg. Stride Length [m]	6.1	7.5	7.6	7.7	7.7	7.6	7.4	7.2						



- [ ] Ranking at each section and finish
- .-.- No data available at this section
- NA No data available



Horse/Jockey Name	Sebrossa
Final Rank	6
Fastest Section Time (Section)	0:11.23 (800m)
Top Speed [km/h] (Section)	65.6 (1000m)
Race State	Finished



### Townsville QLD Professional

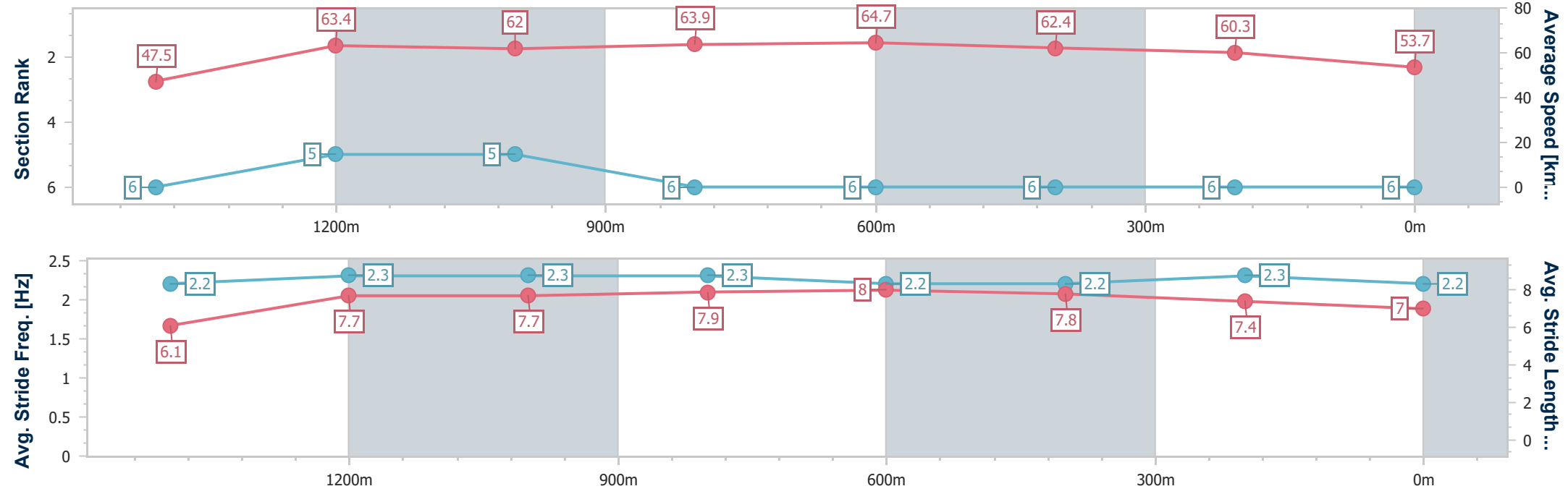
Race 2: Become A Member Today BM70 Handicap - 1609m

07 May 2024 - 14:04

Track Rating: Soft, Weather: Fine, Rail Position: +4.5m 1000m-0m, +3m Remainder



Section	Overall	1400m	1200m	1000m	800m	600m	400m	200m						
Section Times	1:38.81 [6] (0:16.01)	1:22.80 [6] (0:11.44)	1:11.36 [5] (0:11.57)	0:59.79 [5] (0:11.27)	0:48.52 [6] (0:11.23)	0:37.29 [6] (0:11.77)	0:25.52 [6] (0:12.13)	0:13.39 [6] (0:13.39)						
Average Speed [km/h]	47.5	63.4	62.0	63.9	64.7	62.4	60.3	53.7						
Top Speed [km/h]	64.6	64.6	63.2	65.6	65.3	64.1	61.4	58.8						
Avg. Dist. to Rail [m]	6.0	1.8	0.7	0.7	1.9	4.3	7.2	7.0						
Avg. Stride Freq. [Hz]	2.2	2.3	2.3	2.3	2.2	2.2	2.3	2.2						
Avg. Stride Length [m]	6.1	7.7	7.7	7.9	8.0	7.8	7.4	7.0						



- [ ] Ranking at each section and finish
- .-.- No data available at this section
- NA No data available



# Townsville QLD Professional

## Race 3: Mitavite QTIS Two-Years-Old Maiden Handicap - 1000m

07 May 2024 - 14:42



Track Rating: Soft, Weather: Fine, Rail Position: +4.5m 1000m-0m, +3m Remainder

Section		Overall						Last 600m				
Field Times		0:57.18 (0:12.97)						0:34.25				
		800m		600m		400m		200m				
		0:44.21 (0:09.96)		0:34.25 (0:10.88)		0:23.37 (0:11.43)		0:11.94 (0:11.94)				
Rank	TAB Horse/Jockey	Barrier	Top Speed [km/h]	Fastest Section	Margin	Distance Travelled [m]						
1	8 <b>KOBAYASTAR</b> Chris Whiteley	7	71.1 800m	0:10.47 800m	0:57.18 [1] (0:13.04)	0:44.14 [3] (0:10.47)	0:33.67 [5] (0:10.86)	0:22.81 [5] (0:11.10)	0:11.71 [4] (0:11.71)	0:57.18	0:33.67	
2	9 <b>LOOMING LEGEND</b> Brooke Johnson	6	71.4 800m	0:10.37 800m	0:57.32 [2] (0:13.10)	0:44.22 [5] (0:10.37)	0:33.85 [4] (0:10.68)	0:23.17 [3] (0:11.20)	0:11.97 [3] (0:11.97)	0.14L	0:33.85	-3
3	6 <b>ALLEZ PARIS</b> Tahlia Fenlon	1	72.8 800m	0:10.10 800m	0:57.41 [3] (0:13.00)	0:44.41 [2] (0:10.10)	0:34.31 [2] (0:10.78)	0:23.53 [2] (0:11.36)	0:12.17 [1] (0:12.17)	0.09L	0:34.31	-4
4	10 <b>WEBS</b> Nathan Thomas	2	72.9 800m	0:10.27 800m	0:57.67 [4] (0:13.10)	0:44.57 [4] (0:10.27)	0:34.30 [3] (0:10.91)	0:23.39 [4] (0:11.37)	0:12.02 [5] (0:12.02)	0.26L	0:34.30	+0
5	2 <b>SMART MISSION</b> Graham Kliese	10	73.8 800m	0:09.96 800m	0:57.95 [5] (0:12.97)	0:44.98 [1] (0:09.96)	0:35.02 [1] (0:10.88)	0:24.14 [1] (0:11.53)	0:12.61 [2] (0:12.61)	0.28L	0:35.02	+1
6	5 <b>WILD BUDDY</b> Lacey Morrison	9	71.4 800m	0:10.34 800m	0:58.00 [6] (0:13.59)	0:44.41 [8] (0:10.34)	0:34.07 [9] (0:10.86)	0:23.21 [9] (0:11.10)	0:12.11 [8] (0:12.11)	0.05L	0:34.07	-5
7	7 <b>BEAUTIFUL LIES</b> Adrian Layt	8	71.9 800m	0:10.32 800m	0:58.20 [7] (0:13.34)	0:44.86 [6] (0:10.32)	0:34.54 [6] (0:10.78)	0:23.76 [6] (0:11.40)	0:12.36 [6] (0:12.36)	0.2L	0:34.54	-2
8	1 <b>KICKAGOAL KENNY</b> Chelsea Jokic	3	73.0 800m	0:10.10 800m	0:58.43 [8] (0:13.65)	0:44.78 [9] (0:10.10)	0:34.68 [8] (0:10.87)	0:23.81 [7] (0:11.25)	0:12.56 [7] (0:12.56)	0.23L	0:34.68	+1
9	3 <b>THE JUDGING SAINT</b> Carl Spry	4	72.0 800m	0:10.35 800m	0:59.05 [9] (0:13.37)	0:45.68 [7] (0:10.35)	0:35.33 [7] (0:10.92)	0:24.41 [8] (0:11.47)	0:12.94 [9] (0:12.94)	0.62L	0:35.33	-5
10	4 <b>TOP FELLA</b> Jeffrey Felix	5	68.1 800m	0:10.80 800m	1:00.45 [10] (0:14.18)	0:46.27 [10] (0:10.80)	0:35.47 [10] (0:11.61)	0:23.86 [10] (0:11.80)	0:12.06 [10] (0:12.06)	1.4L	0:35.47	-4

Scratched: Raffy's Girl (#11)



Horse/Jockey Name	Kobayastar
Final Rank	1
Fastest Section Time (Section)	0:10.47 (800m)
Top Speed [km/h] (Section)	71.1 (800m)
Race State	Finished



### Townsville QLD Professional

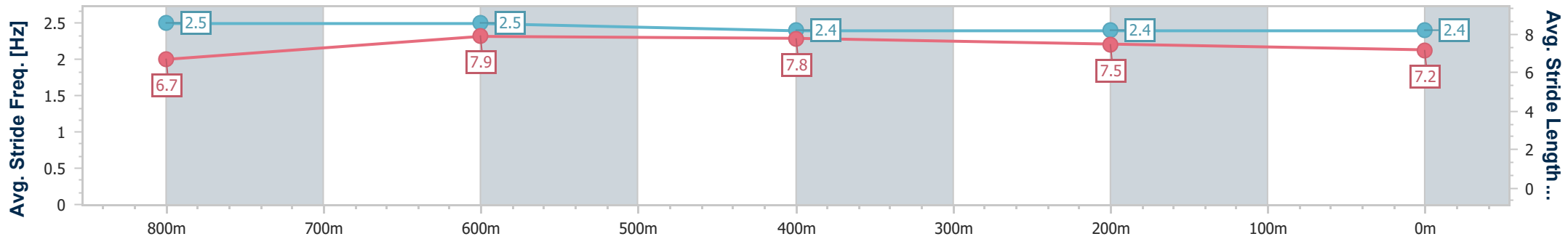
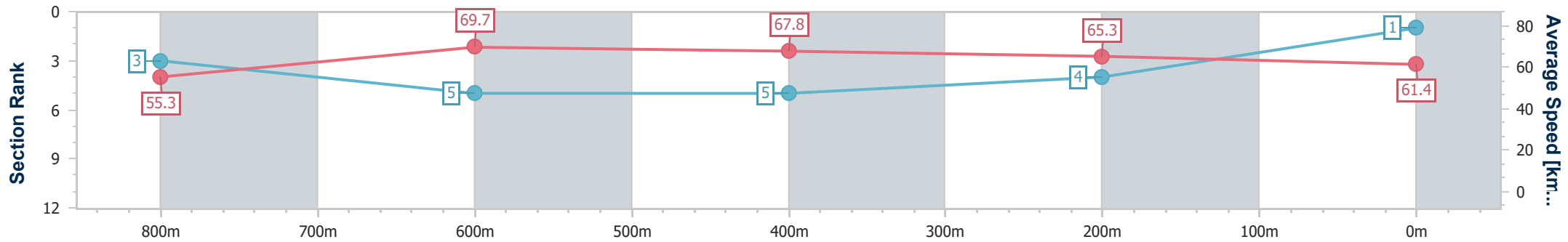
Race 3: Mitavite QTIS Two-Years-Old Maiden Handicap - 1000m

07 May 2024 - 14:42

Track Rating: Soft, Weather: Fine, Rail Position: +4.5m 1000m-0m, +3m Remainder



Section	Overall	800m	600m	400m	200m
Section Times	0:57.18 [1] (0:13.04)	0:44.14 [3] (0:10.47)	0:33.67 [5] (0:10.86)	0:22.81 [5] (0:11.10)	0:11.71 [4] (0:11.71)
Average Speed [km/h]	55.3	69.7	67.8	65.3	61.4
Top Speed [km/h]	71.0	71.1	69.8	67.0	64.0
Avg. Dist. to Rail [m]	5.2	4.1	3.9	4.6	6.4
Avg. Stride Freq. [Hz]	2.5	2.5	2.4	2.4	2.4
Avg. Stride Length [m]	6.7	7.9	7.8	7.5	7.2



- [ ] Ranking at each section and finish
- .-.- No data available at this section
- NA No data available



Horse/Jockey Name	Looming Legend
Final Rank	2
Fastest Section Time (Section)	0:10.37 (800m)
Top Speed [km/h] (Section)	71.4 (800m)
Race State	Finished



### Townsville QLD Professional

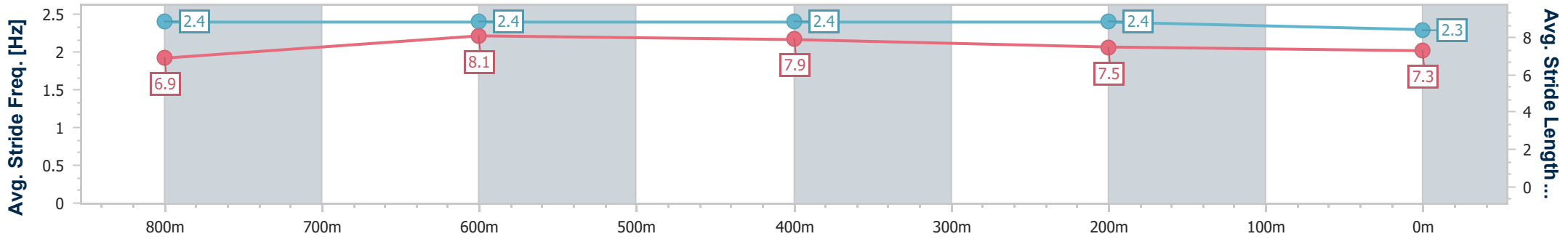
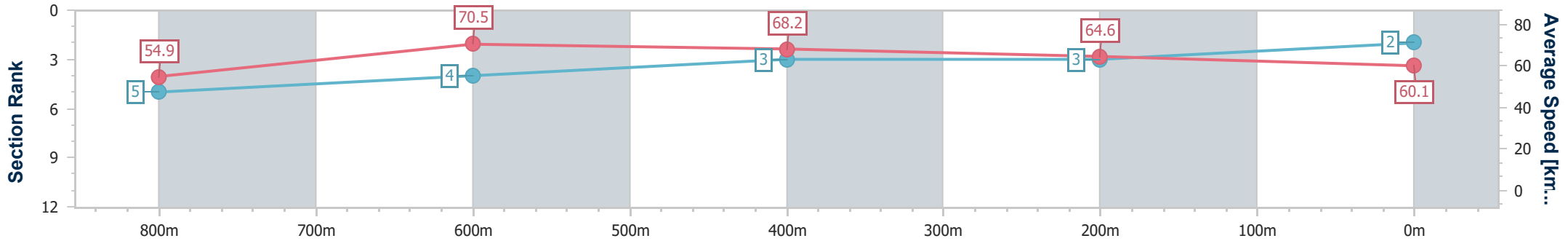
Race 3: Mitavite QTIS Two-Years-Old Maiden Handicap - 1000m

07 May 2024 - 14:42

Track Rating: Soft, Weather: Fine, Rail Position: +4.5m 1000m-0m, +3m Remainder



Section	Overall	800m	600m	400m	200m
Section Times	0:57.32 [2] (0:13.10)	0:44.22 [5] (0:10.37)	0:33.85 [4] (0:10.68)	0:23.17 [3] (0:11.20)	0:11.97 [3] (0:11.97)
Average Speed [km/h]	54.9	70.5	68.2	64.6	60.1
Top Speed [km/h]	70.9	71.4	70.5	66.4	62.6
Avg. Dist. to Rail [m]	5.4	3.6	2.7	2.4	3.3
Avg. Stride Freq. [Hz]	2.4	2.4	2.4	2.4	2.3
Avg. Stride Length [m]	6.9	8.1	7.9	7.5	7.3



- [ ] Ranking at each section and finish
- .-.- No data available at this section
- NA No data available



Horse/Jockey Name	Allez Paris
Final Rank	3
Fastest Section Time (Section)	0:10.10 (800m)
Top Speed [km/h] (Section)	72.8 (800m)
Race State	Finished



Townsville QLD Professional

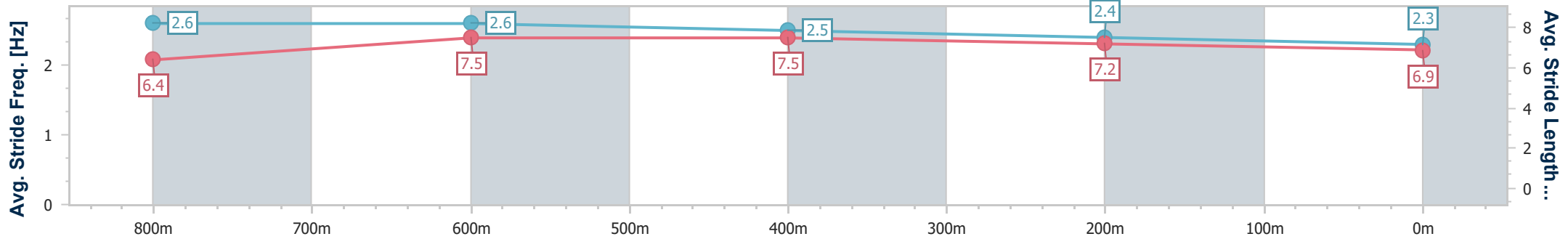
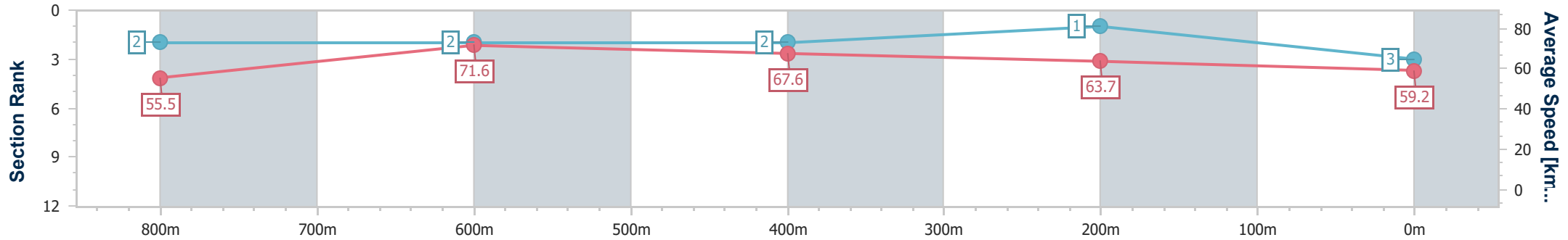
Race 3: Mitavite QTIS Two-Years-Old Maiden Handicap - 1000m

07 May 2024 - 14:42

Track Rating: Soft, Weather: Fine, Rail Position: +4.5m 1000m-0m, +3m Remainder



Section	Overall	800m	600m	400m	200m
Section Times	0:57.41 [3] (0:13.00)	0:44.41 [2] (0:10.10)	0:34.31 [2] (0:10.78)	0:23.53 [2] (0:11.36)	0:12.17 [1] (0:12.17)
Average Speed [km/h]	55.5	71.6	67.6	63.7	59.2
Top Speed [km/h]	71.3	72.8	70.7	66.4	61.1
Avg. Dist. to Rail [m]	1.1	1.3	2.3	4.2	5.1
Avg. Stride Freq. [Hz]	2.6	2.6	2.5	2.4	2.3
Avg. Stride Length [m]	6.4	7.5	7.5	7.2	6.9



- [ ] Ranking at each section and finish
- .-.- No data available at this section
- NA No data available



Horse/Jockey Name	Webs
Final Rank	4
Fastest Section Time (Section)	0:10.27 (800m)
Top Speed [km/h] (Section)	72.9 (800m)
Race State	Finished



### Townsville QLD Professional

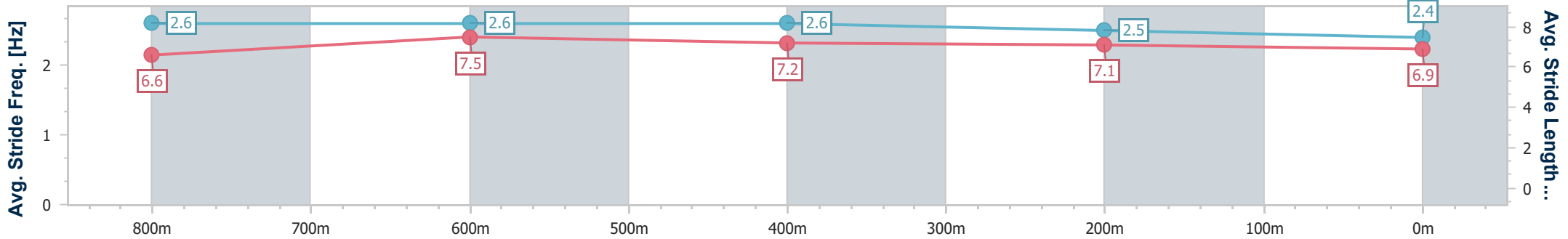
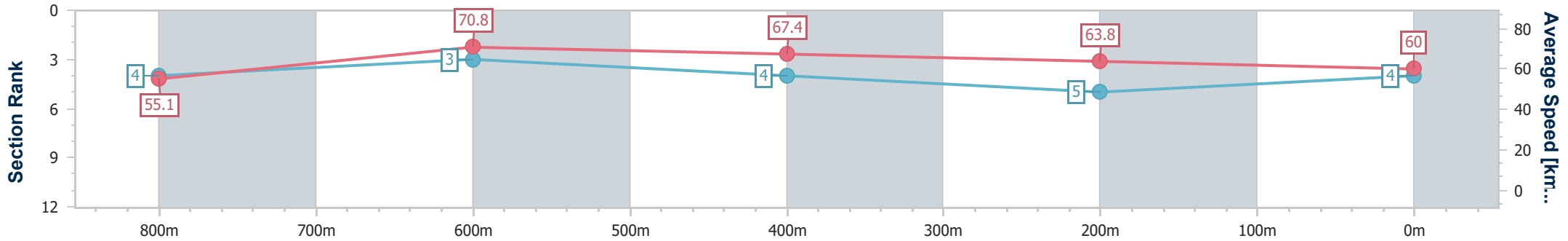
Race 3: Mitavite QTIS Two-Years-Old Maiden Handicap - 1000m

07 May 2024 - 14:42

Track Rating: Soft, Weather: Fine, Rail Position: +4.5m 1000m-0m, +3m Remainder



Section	Overall	800m	600m	400m	200m
Section Times	0:57.67 [4] (0:13.10)	0:44.57 [4] (0:10.27)	0:34.30 [3] (0:10.91)	0:23.39 [4] (0:11.37)	0:12.02 [5] (0:12.02)
Average Speed [km/h]	55.1	70.8	67.4	63.8	60.0
Top Speed [km/h]	71.4	72.9	69.6	65.2	62.4
Avg. Dist. to Rail [m]	2.9	2.7	4.5	5.4	5.0
Avg. Stride Freq. [Hz]	2.6	2.6	2.6	2.5	2.4
Avg. Stride Length [m]	6.6	7.5	7.2	7.1	6.9



- [ ] Ranking at each section and finish
- .-.- No data available at this section
- NA No data available



Horse/Jockey Name	Smart Mission
Final Rank	5
Fastest Section Time (Section)	0:09.96 (800m)
Top Speed [km/h] (Section)	73.8 (800m)
Race State	Finished



Townsville QLD Professional

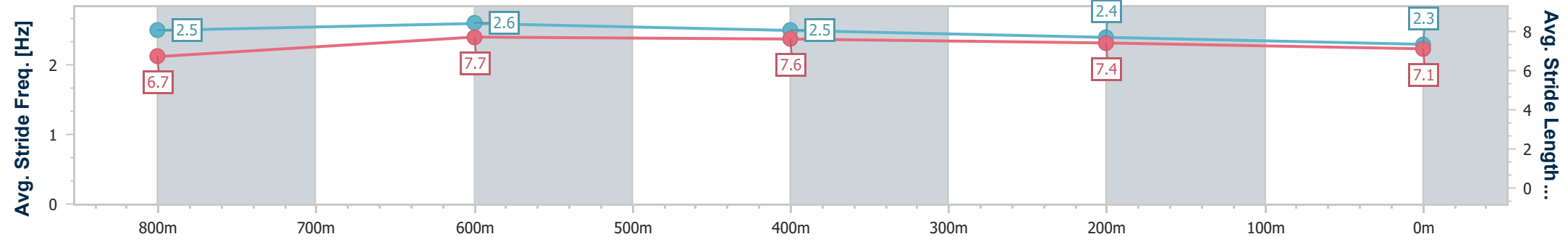
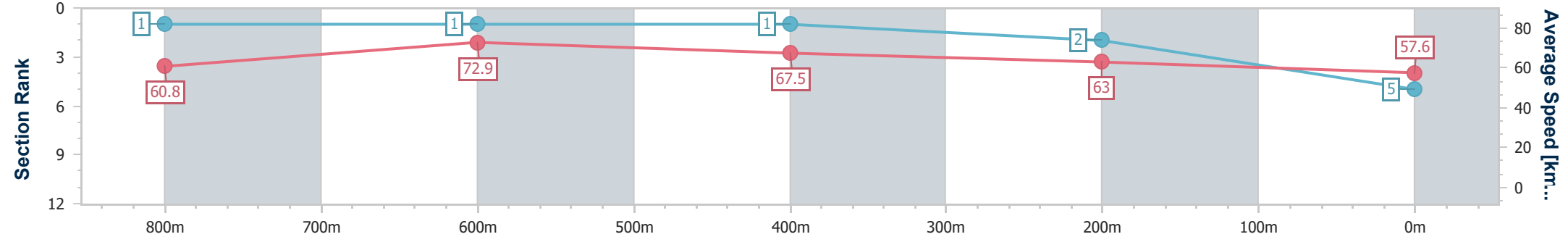
Race 3: Mitavite QTIS Two-Years-Old Maiden Handicap - 1000m

07 May 2024 - 14:42

Track Rating: Soft, Weather: Fine, Rail Position: +4.5m 1000m-0m, +3m Remainder



Section	Overall	800m	600m	400m	200m
Section Times	0:57.95 [5] (0:12.97)	0:44.98 [1] (0:09.96)	0:35.02 [1] (0:10.88)	0:24.14 [1] (0:11.53)	0:12.61 [2] (0:12.61)
Average Speed [km/h]	60.8	72.9	67.5	63.0	57.6
Top Speed [km/h]	72.5	73.8	73.2	67.1	62.6
Avg. Dist. to Rail [m]	8.7	3.7	3.9	5.4	6.6
Avg. Stride Freq. [Hz]	2.5	2.6	2.5	2.4	2.3
Avg. Stride Length [m]	6.7	7.7	7.6	7.4	7.1



- [ ] Ranking at each section and finish
- .-.- No data available at this section
- NA No data available





Horse/Jockey Name	Wild Buddy
Final Rank	6
Fastest Section Time (Section)	0:10.34 (800m)
Top Speed [km/h] (Section)	71.4 (800m)
Race State	Finished



### Townsville QLD Professional

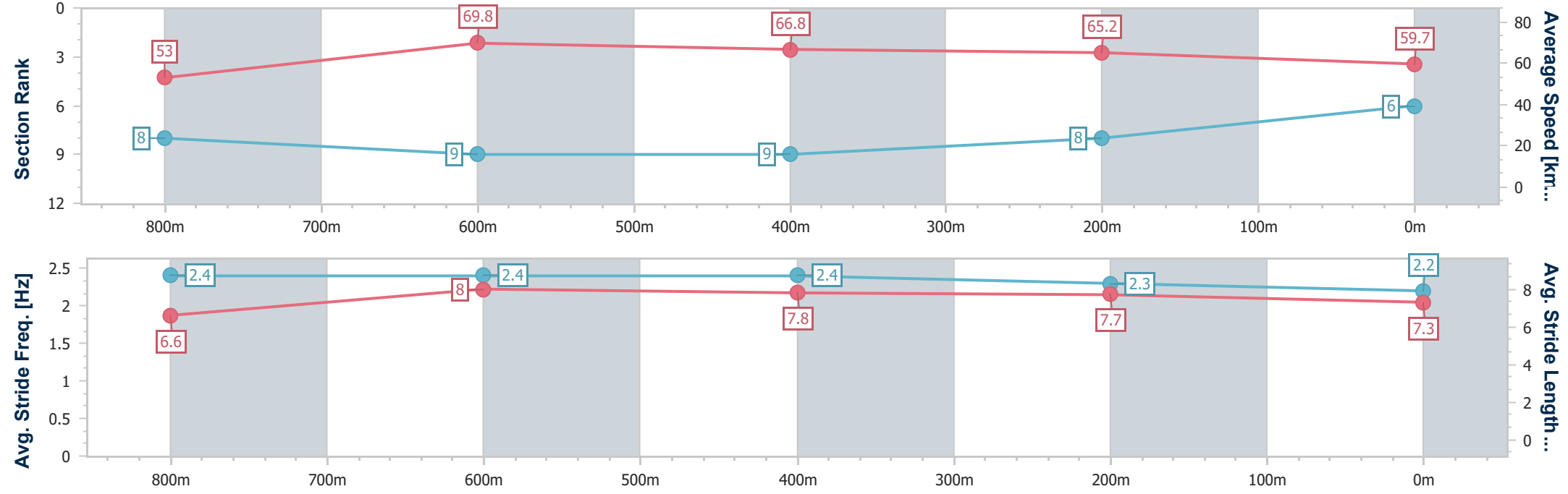
Race 3: Mitavite QTIS Two-Years-Old Maiden Handicap - 1000m

07 May 2024 - 14:42

Track Rating: Soft, Weather: Fine, Rail Position: +4.5m 1000m-0m, +3m Remainder



Section	Overall	800m	600m	400m	200m
Section Times	0:58.00 [6] (0:13.59)	0:44.41 [8] (0:10.34)	0:34.07 [9] (0:10.86)	0:23.21 [9] (0:11.10)	0:12.11 [8] (0:12.11)
Average Speed [km/h]	53.0	69.8	66.8	65.2	59.7
Top Speed [km/h]	68.1	71.4	68.8	66.7	63.8
Avg. Dist. to Rail [m]	7.2	1.1	1.4	4.5	7.3
Avg. Stride Freq. [Hz]	2.4	2.4	2.4	2.3	2.2
Avg. Stride Length [m]	6.6	8.0	7.8	7.7	7.3



- [ ] Ranking at each section and finish
- .-.- No data available at this section
- NA No data available



Horse/Jockey Name	Beautiful Lies
Final Rank	7
Fastest Section Time (Section)	0:10.32 (800m)
Top Speed [km/h] (Section)	71.9 (800m)
Race State	Finished



### Townsville QLD Professional

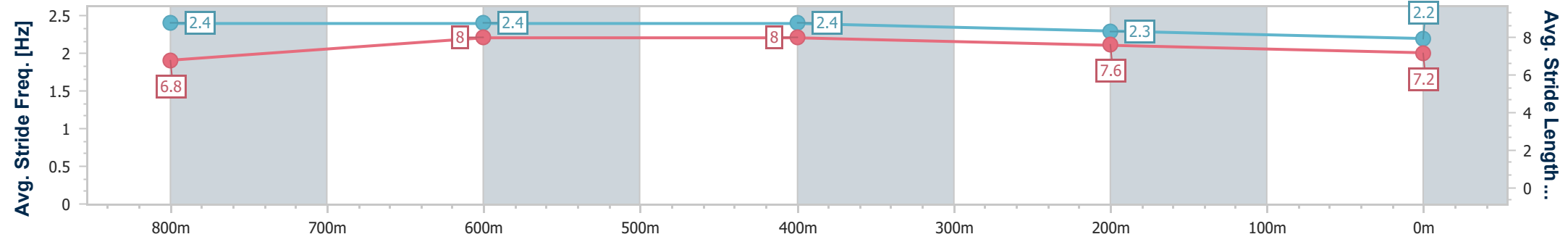
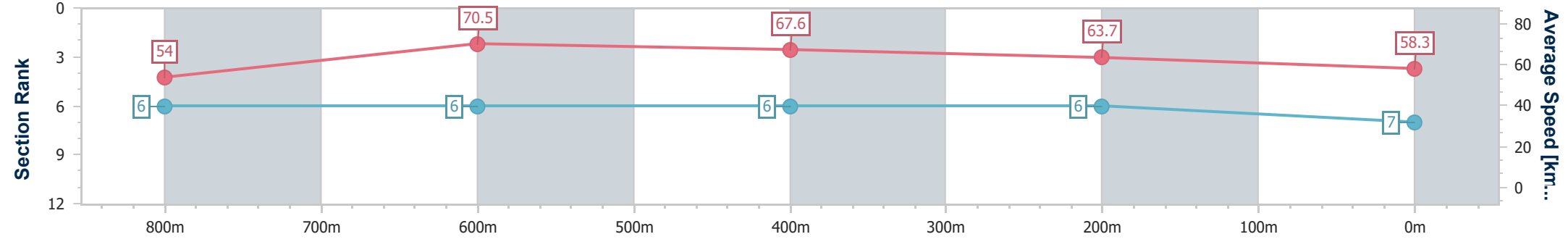
Race 3: Mitavite QTIS Two-Years-Old Maiden Handicap - 1000m

07 May 2024 - 14:42

Track Rating: Soft, Weather: Fine, Rail Position: +4.5m 1000m-0m, +3m Remainder



Section	Overall	800m	600m	400m	200m
Section Times	0:58.20 [7] (0:13.34)	0:44.86 [6] (0:10.32)	0:34.54 [6] (0:10.78)	0:23.76 [6] (0:11.40)	0:12.36 [6] (0:12.36)
Average Speed [km/h]	54.0	70.5	67.6	63.7	58.3
Top Speed [km/h]	69.9	71.9	69.6	65.5	62.3
Avg. Dist. to Rail [m]	7.0	2.8	3.0	5.1	7.6
Avg. Stride Freq. [Hz]	2.4	2.4	2.4	2.3	2.2
Avg. Stride Length [m]	6.8	8.0	8.0	7.6	7.2



- [ ] Ranking at each section and finish
- .-.- No data available at this section
- NA No data available



Horse/Jockey Name	Kickagoal Kenny
Final Rank	8
Fastest Section Time (Section)	0:10.10 (800m)
Top Speed [km/h] (Section)	73.0 (800m)
Race State	Finished



Townsville QLD Professional

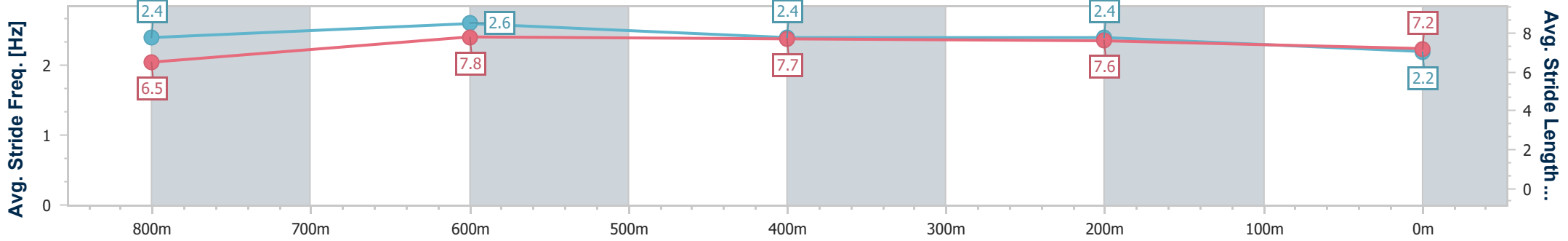
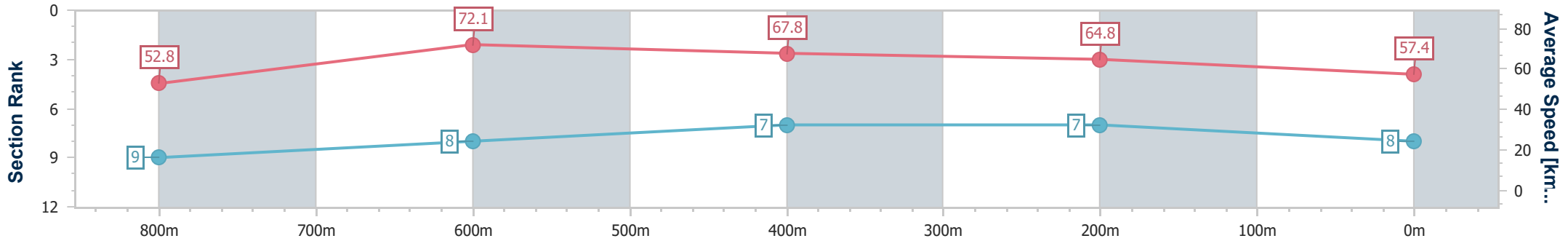
Race 3: Mitavite QTIS Two-Years-Old Maiden Handicap - 1000m

07 May 2024 - 14:42

Track Rating: Soft, Weather: Fine, Rail Position: +4.5m 1000m-0m, +3m Remainder



Section	Overall	800m	600m	400m	200m
Section Times	0:58.43 [8] (0:13.65)	0:44.78 [9] (0:10.10)	0:34.68 [8] (0:10.87)	0:23.81 [7] (0:11.25)	0:12.56 [7] (0:12.56)
Average Speed [km/h]	52.8	72.1	67.8	64.8	57.4
Top Speed [km/h]	69.4	73.0	70.3	67.5	61.5
Avg. Dist. to Rail [m]	4.3	3.1	4.9	8.3	10.7
Avg. Stride Freq. [Hz]	2.4	2.6	2.4	2.4	2.2
Avg. Stride Length [m]	6.5	7.8	7.7	7.6	7.2



- [ ] Ranking at each section and finish
- .-.- No data available at this section
- NA No data available



Horse/Jockey Name	The Judging Saint
Final Rank	9
Fastest Section Time (Section)	0:10.35 (800m)
Top Speed [km/h] (Section)	72.0 (800m)
Race State	Finished



Townsville QLD Professional

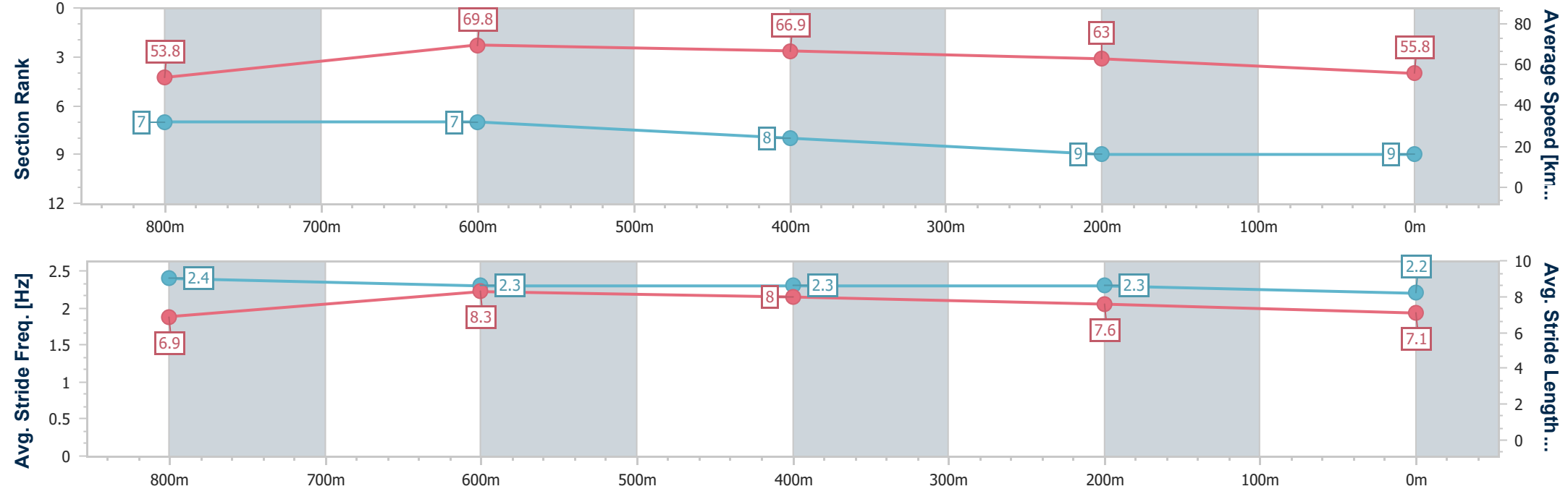
Race 3: Mitavite QTIS Two-Years-Old Maiden Handicap - 1000m

07 May 2024 - 14:42

Track Rating: Soft, Weather: Fine, Rail Position: +4.5m 1000m-0m, +3m Remainder



Section	Overall	800m	600m	400m	200m
Section Times	0:59.05 [9] (0:13.37)	0:45.68 [7] (0:10.35)	0:35.33 [7] (0:10.92)	0:24.41 [8] (0:11.47)	0:12.94 [9] (0:12.94)
Average Speed [km/h]	53.8	69.8	66.9	63.0	55.8
Top Speed [km/h]	71.6	72.0	68.8	65.0	60.0
Avg. Dist. to Rail [m]	3.5	0.9	2.5	3.8	4.8
Avg. Stride Freq. [Hz]	2.4	2.3	2.3	2.3	2.2
Avg. Stride Length [m]	6.9	8.3	8.0	7.6	7.1



- [ ] Ranking at each section and finish
- .-.- No data available at this section
- NA No data available



Horse/Jockey Name	Top Fella
Final Rank	10
Fastest Section Time (Section)	0:10.80 (800m)
Top Speed [km/h] (Section)	68.1 (800m)
Race State	Finished



### Townsville QLD Professional

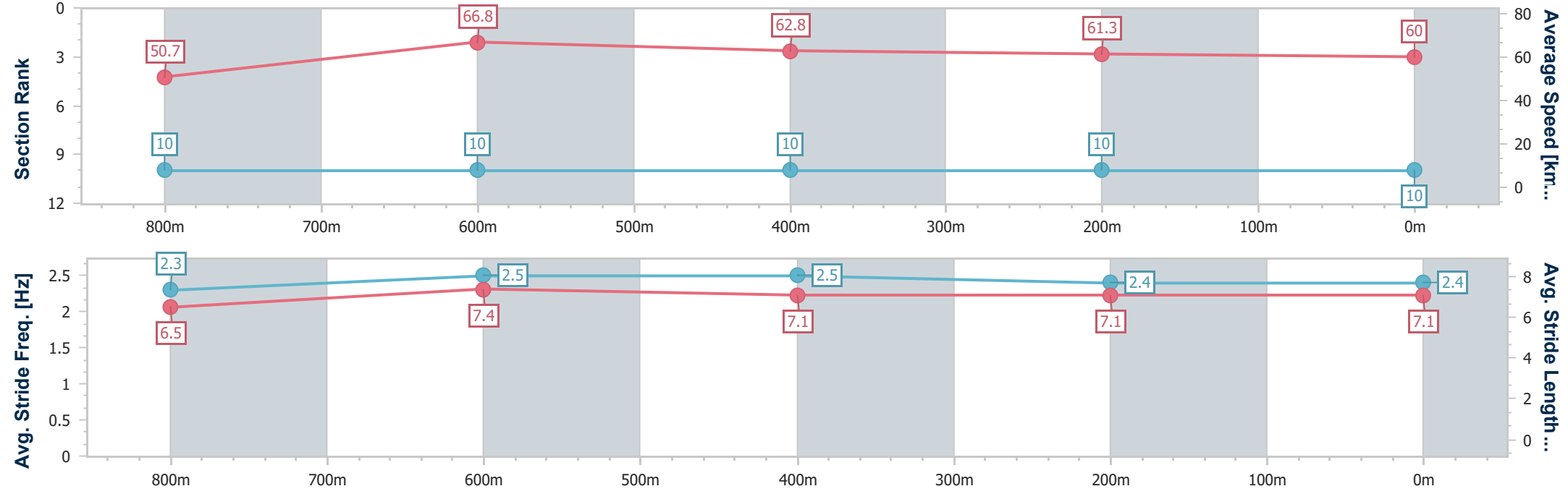
Race 3: Mitavite QTIS Two-Years-Old Maiden Handicap - 1000m

07 May 2024 - 14:42

Track Rating: Soft, Weather: Fine, Rail Position: +4.5m 1000m-0m, +3m Remainder



Section	Overall	800m	600m	400m	200m
Section Times	1:00.45 [10] (0:14.18)	0:46.27 [10] (0:10.80)	0:35.47 [10] (0:11.61)	0:23.86 [10] (0:11.80)	0:12.06 [10] (0:12.06)
Average Speed [km/h]	50.7	66.8	62.8	61.3	60.0
Top Speed [km/h]	67.0	68.1	63.7	63.4	63.4
Avg. Dist. to Rail [m]	2.5	0.7	2.3	3.4	4.3
Avg. Stride Freq. [Hz]	2.3	2.5	2.5	2.4	2.4
Avg. Stride Length [m]	6.5	7.4	7.1	7.1	7.1



- [ ] Ranking at each section and finish
- .-.- No data available at this section
- NA No data available



# Townsville QLD Professional

## Race 4: Ladbroke It! QTIS Three-Years-Old Maiden Handicap - 1200m

07 May 2024 - 15:19



Track Rating: Soft, Weather: Fine, Rail Position: +4.5m 1000m-0m, +3m Remainder

Section		Overall											Last 600m	
Field Times		1:09.47											0:34.36	
		(0:13.31)												
		1000m												
		0:56.16												
		(0:10.77)												
		800m												
		0:45.39												
		(0:11.03)												
		600m												
		0:34.36												
		(0:11.09)												
		400m												
		0:23.27												
		(0:11.24)												
		200m												
		0:12.03												
		(0:12.03)												
Rank	TAB	Horse/Jockey	Barrier	Top Speed [km/h]	Fastest Section	Overall	1000m	800m	600m	400m	200m	Margin	Distance Travelled [m]	
1	7	PURPOSE 'N' VISION Lacey Morrison	11	67.0	0:10.91	1:09.47 [1] (0:13.50)	0:55.97 [3] (0:10.91)	0:45.06 [3] (0:10.98)	0:34.08 [4] (0:11.00)	0:23.08 [3] (0:11.15)	0:11.93 [2] (0:11.93)	1:09.47	0:34.08	
2	8	KAI COME Melea Castle	4	68.6	0:10.77	1:09.70 [2] (0:13.31)	0:56.39 [1] (0:10.77)	0:45.62 [1] (0:11.03)	0:34.59 [1] (0:11.09)	0:23.50 [1] (0:11.24)	0:12.26 [1] (0:12.26)	0.23L	0:34.59 -3	
3	9	MISS FARSTAR Scott Sheargold	2	68.3	0:10.86	1:09.74 [3] (0:13.95)	0:55.79 [6] (0:10.86)	0:44.93 [5] (0:10.92)	0:34.01 [5] (0:11.09)	0:22.92 [5] (0:11.13)	0:11.79 [5] (0:11.79)	0.04L	0:34.01 -5	
4	3	SWITCH AND SLIDE Nathan Thomas	10	68.7	0:10.87	1:09.94 [4] (0:13.41)	0:56.53 [2] (0:10.87)	0:45.66 [2] (0:10.98)	0:34.68 [2] (0:11.03)	0:23.65 [2] (0:11.27)	0:12.38 [3] (0:12.38)	0.2L	0:34.68 +0	
5	5	ADMIRAL MADAME Gabrielle Semmens	1	68.0	0:10.78	1:10.01 [5] (0:13.63)	0:56.38 [4] (0:10.78)	0:45.60 [4] (0:10.97)	0:34.63 [3] (0:11.13)	0:23.50 [4] (0:11.38)	0:12.12 [4] (0:12.12)	0.07L	0:34.63 -5	
6	2	STORE BEACH Carl Spry	5	67.3	0:11.04	1:10.16 [6] (0:13.75)	0:56.41 [5] (0:11.07)	0:45.34 [6] (0:11.04)	0:34.30 [6] (0:11.09)	0:23.21 [6] (0:11.29)	0:11.92 [6] (0:11.92)	0.15L	0:34.30 +0	
7	11	GROVERS PREDICTION Tahlia Fenlon	7	67.8	0:11.00	1:10.30 [7] (0:14.23)	0:56.07 [9] (0:11.17)	0:44.90 [9] (0:11.00)	0:33.90 [10] (0:11.22)	0:22.68 [9] (0:11.15)	0:11.53 [8] (0:11.53)	0.14L	0:33.90 -2	
8	12	THREDBO Chelsea Jovic	6	68.7	0:10.80	1:10.74 [8] (0:14.30)	0:56.44 [10] (0:11.13)	0:45.31 [10] (0:10.80)	0:34.51 [9] (0:11.06)	0:23.45 [7] (0:11.22)	0:12.23 [7] (0:12.23)	0.44L	0:34.51 +2	
9	1	MAROONS Chris Whiteley	9	68.5	0:10.92	1:11.11 [9] (0:14.05)	0:57.06 [8] (0:11.13)	0:45.93 [8] (0:10.92)	0:35.01 [7] (0:11.20)	0:23.81 [8] (0:11.49)	0:12.32 [9] (0:12.32)	0.37L	0:35.01 +0	
10	6	HARDTOCRACK Graham Kliese	3	68.3	0:10.98	1:12.34 [10] (0:13.96)	0:58.38 [7] (0:11.17)	0:47.21 [7] (0:10.98)	0:36.23 [8] (0:11.57)	0:24.66 [10] (0:11.90)	0:12.76 [10] (0:12.76)	1.23L	0:36.23 -1	

Scratched: Mr Squiggle's Mate (#4), Miss Jabali (#10)

[ ] Ranking at each section and finish  
 -:-:- No data available at this section  
 NA No data available

SCN Saddle cloth number  
 DNF Did not finish  
 DNT Did not track



Horse/Jockey Name	Purpose 'N' Vision
Final Rank	1
Fastest Section Time (Section)	0:10.91 (1000m)
Top Speed [km/h] (Section)	67.0 (600m)
Race State	Finished



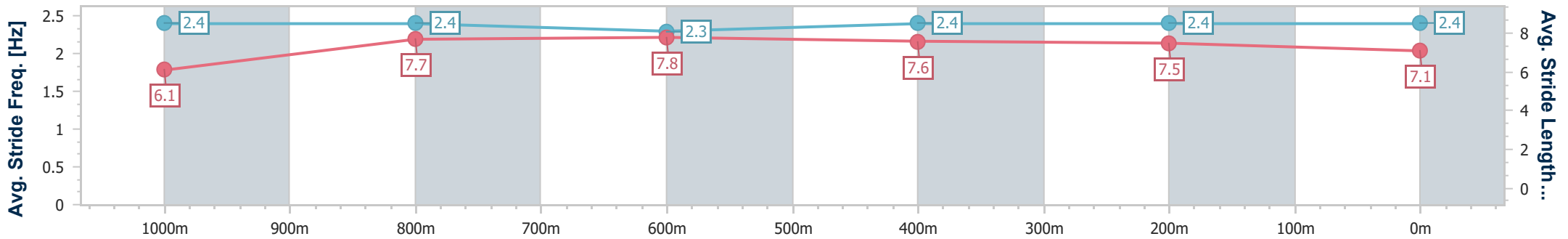
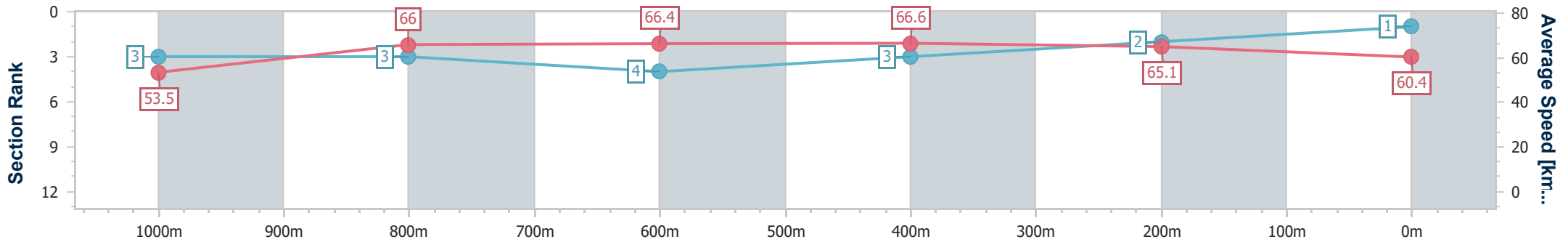
Townsville QLD Professional  
Race 4: Ladbroke It! QTIS Three-Years-Old Maiden Handicap - 1200m



07 May 2024 - 15:19

Track Rating: Soft, Weather: Fine, Rail Position: +4.5m 1000m-0m, +3m Remainder

Section	Overall	1000m	800m	600m	400m	200m								
Section Times	1:09.47 [1] (0:13.50)	0:55.97 [3] (0:10.91)	0:45.06 [3] (0:10.98)	0:34.08 [4] (0:11.00)	0:23.08 [3] (0:11.15)	0:11.93 [2] (0:11.93)								
Average Speed [km/h]	53.5	66.0	66.4	66.6	65.1	60.4								
Top Speed [km/h]	67.0	67.0	66.7	67.0	66.7	62.9								
Avg. Dist. to Rail [m]	7.5	0.4	2.2	3.7	5.9	6.3								
Avg. Stride Freq. [Hz]	2.4	2.4	2.3	2.4	2.4	2.4								
Avg. Stride Length [m]	6.1	7.7	7.8	7.6	7.5	7.1								



- [ ] Ranking at each section and finish
- .-.- No data available at this section
- NA No data available



Horse/Jockey Name	Kai Come
Final Rank	2
Fastest Section Time (Section)	0:10.77 (1000m)
Top Speed [km/h] (Section)	68.6 (1000m)
Race State	Finished



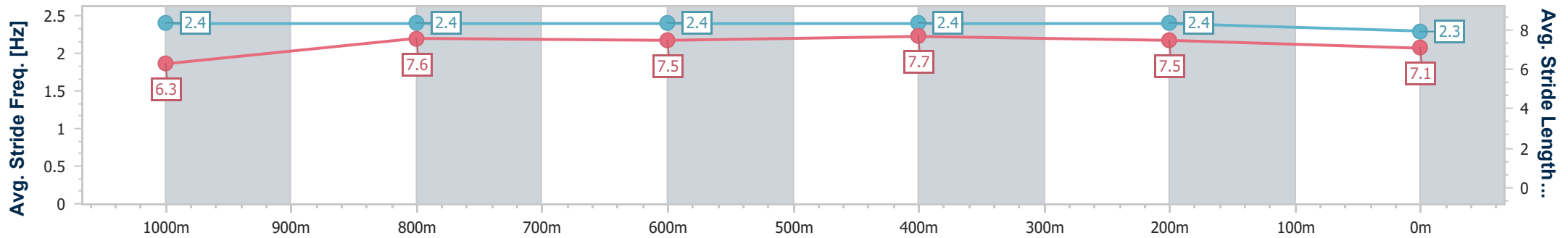
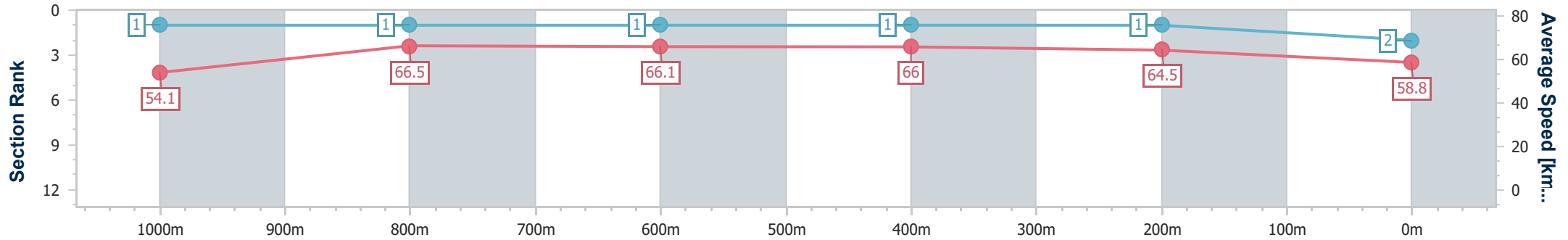
Townsville QLD Professional  
Race 4: Ladbroke It! QTIS Three-Years-Old Maiden Handicap - 1200m



07 May 2024 - 15:19

Track Rating: Soft, Weather: Fine, Rail Position: +4.5m 1000m-0m, +3m Remainder

Section	Overall	1000m	800m	600m	400m	200m
Section Times	1:09.70 [2] (0:13.31)	0:56.39 [1] (0:10.77)	0:45.62 [1] (0:11.03)	0:34.59 [1] (0:11.09)	0:23.50 [1] (0:11.24)	0:12.26 [1] (0:12.26)
Average Speed [km/h]	54.1	66.5	66.1	66.0	64.5	58.8
Top Speed [km/h]	66.6	68.6	68.5	66.5	65.8	62.2
Avg. Dist. to Rail [m]	3.9	0.4	1.4	3.3	4.0	4.3
Avg. Stride Freq. [Hz]	2.4	2.4	2.4	2.4	2.4	2.3
Avg. Stride Length [m]	6.3	7.6	7.5	7.7	7.5	7.1



- [ ] Ranking at each section and finish
- .-.- No data available at this section
- NA No data available





Horse/Jockey Name	Miss Farstar
Final Rank	3
Fastest Section Time (Section)	0:10.86 (1000m)
Top Speed [km/h] (Section)	68.3 (1000m)
Race State	Finished



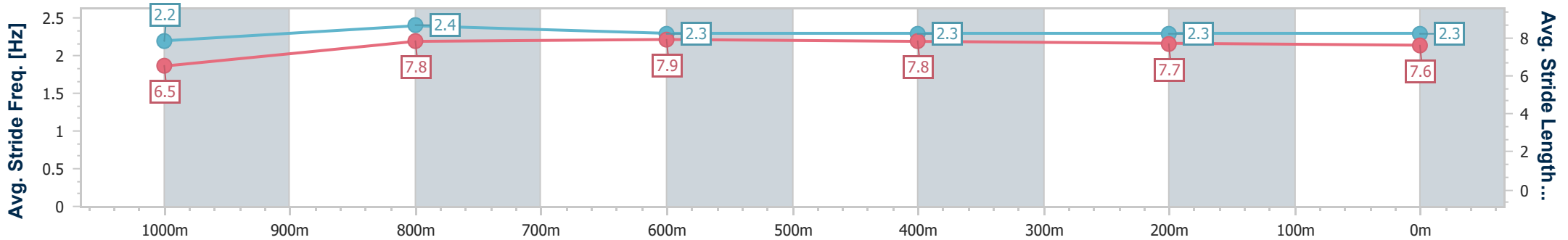
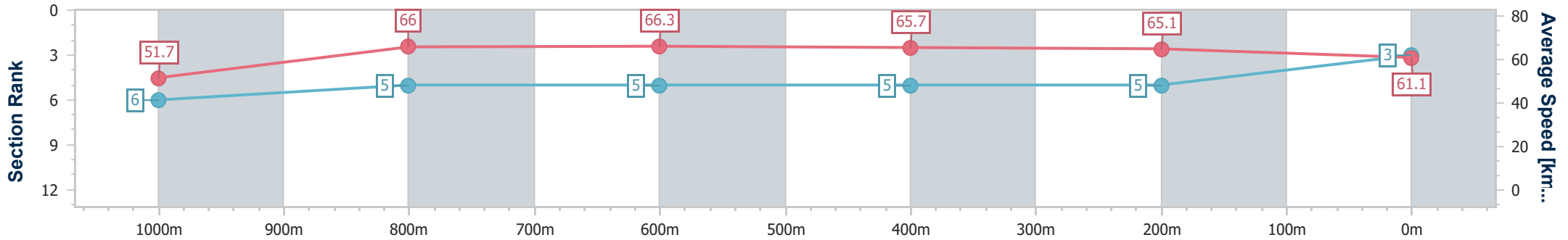
Townsville QLD Professional  
Race 4: Ladbroke It! QTIS Three-Years-Old Maiden Handicap - 1200m



07 May 2024 - 15:19

Track Rating: Soft, Weather: Fine, Rail Position: +4.5m 1000m-0m, +3m Remainder

Section	Overall	1000m	800m	600m	400m	200m
Section Times	1:09.74 [3] (0:13.95)	0:55.79 [6] (0:10.86)	0:44.93 [5] (0:10.92)	0:34.01 [5] (0:11.09)	0:22.92 [5] (0:11.13)	0:11.79 [5] (0:11.79)
Average Speed [km/h]	51.7	66.0	66.3	65.7	65.1	61.1
Top Speed [km/h]	64.2	68.3	67.0	66.6	66.3	63.1
Avg. Dist. to Rail [m]	3.5	0.7	1.0	2.3	4.1	6.2
Avg. Stride Freq. [Hz]	2.2	2.4	2.3	2.3	2.3	2.3
Avg. Stride Length [m]	6.5	7.8	7.9	7.8	7.7	7.6



- [ ] Ranking at each section and finish
- .-.- No data available at this section
- NA No data available



Horse/Jockey Name	Switch And Slide
Final Rank	4
Fastest Section Time (Section)	0:10.87 (1000m)
Top Speed [km/h] (Section)	68.7 (800m)
Race State	Finished



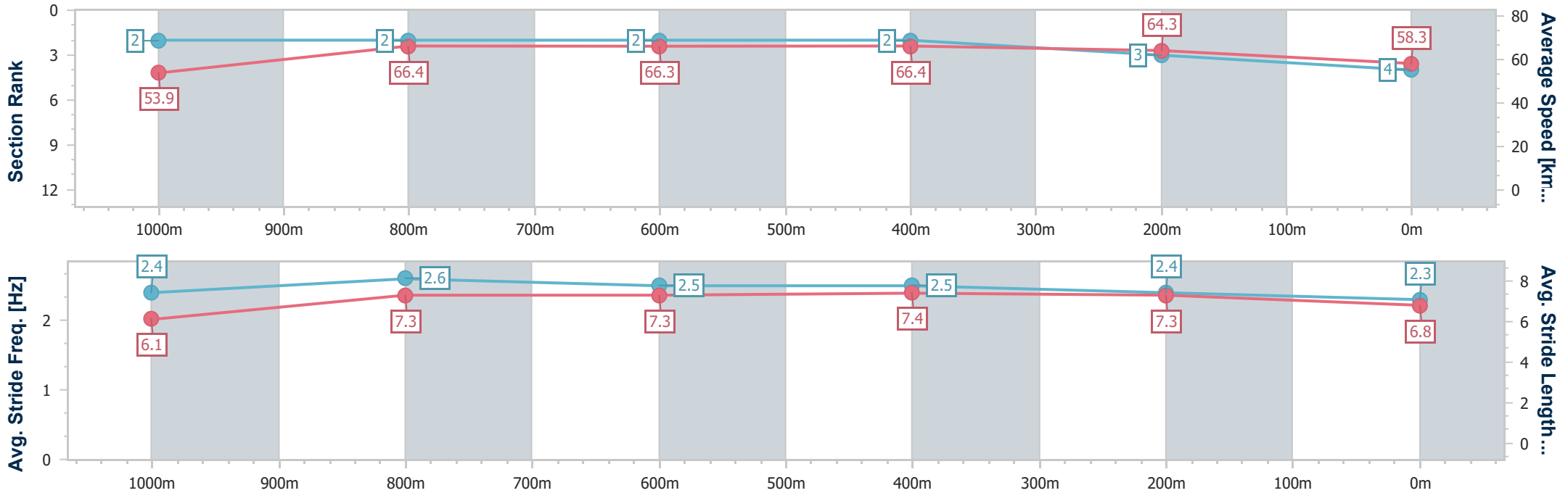
Townsville QLD Professional  
Race 4: Ladbroke It! QTIS Three-Years-Old Maiden Handicap - 1200m



07 May 2024 - 15:19

Track Rating: Soft, Weather: Fine, Rail Position: +4.5m 1000m-0m, +3m Remainder

Section	Overall	1000m	800m	600m	400m	200m
Section Times	1:09.94 [4] (0:13.41)	0:56.53 [2] (0:10.87)	0:45.66 [2] (0:10.98)	0:34.68 [2] (0:11.03)	0:23.65 [2] (0:11.27)	0:12.38 [3] (0:12.38)
Average Speed [km/h]	53.9	66.4	66.3	66.4	64.3	58.3
Top Speed [km/h]	66.8	68.5	68.7	67.0	66.4	61.4
Avg. Dist. to Rail [m]	6.6	0.5	2.4	3.7	5.2	5.7
Avg. Stride Freq. [Hz]	2.4	2.6	2.5	2.5	2.4	2.3
Avg. Stride Length [m]	6.1	7.3	7.3	7.4	7.3	6.8



- [ ] Ranking at each section and finish
- .-.- No data available at this section
- NA No data available



Horse/Jockey Name	Admiral Madame
Final Rank	5
Fastest Section Time (Section)	0:10.78 (1000m)
Top Speed [km/h] (Section)	68.0 (Overall)
Race State	Finished



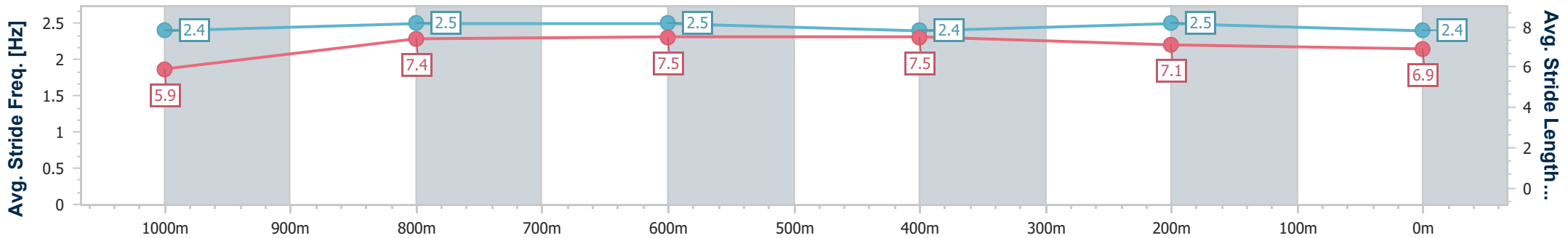
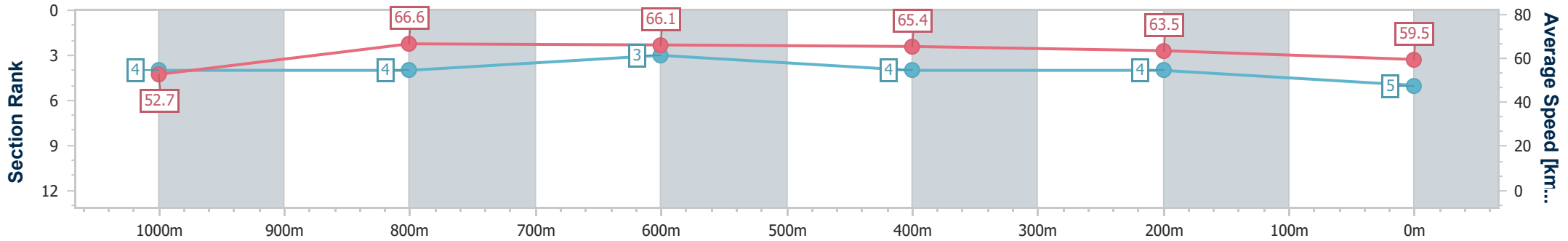
Townsville QLD Professional  
Race 4: Ladbroke It! QTIS Three-Years-Old Maiden Handicap - 1200m



07 May 2024 - 15:19

Track Rating: Soft, Weather: Fine, Rail Position: +4.5m 1000m-0m, +3m Remainder

Section	Overall	1000m	800m	600m	400m	200m
Section Times	1:10.01 [5] (0:13.63)	0:56.38 [4] (0:10.78)	0:45.60 [4] (0:10.97)	0:34.63 [3] (0:11.13)	0:23.50 [4] (0:11.38)	0:12.12 [4] (0:12.12)
Average Speed [km/h]	52.7	66.6	66.1	65.4	63.5	59.5
Top Speed [km/h]	68.0	67.5	67.7	65.9	64.8	62.8
Avg. Dist. to Rail [m]	2.0	0.9	1.6	2.0	3.0	2.8
Avg. Stride Freq. [Hz]	2.4	2.5	2.5	2.4	2.5	2.4
Avg. Stride Length [m]	5.9	7.4	7.5	7.5	7.1	6.9



- [ ] Ranking at each section and finish
- .-.- No data available at this section
- NA No data available



Horse/Jockey Name	Store Beach
Final Rank	6
Fastest Section Time (Section)	0:11.04 (800m)
Top Speed [km/h] (Section)	67.3 (600m)
Race State	Finished



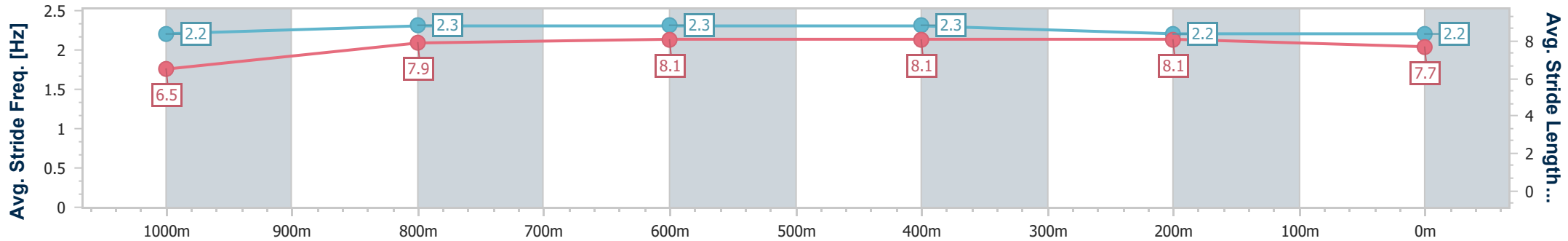
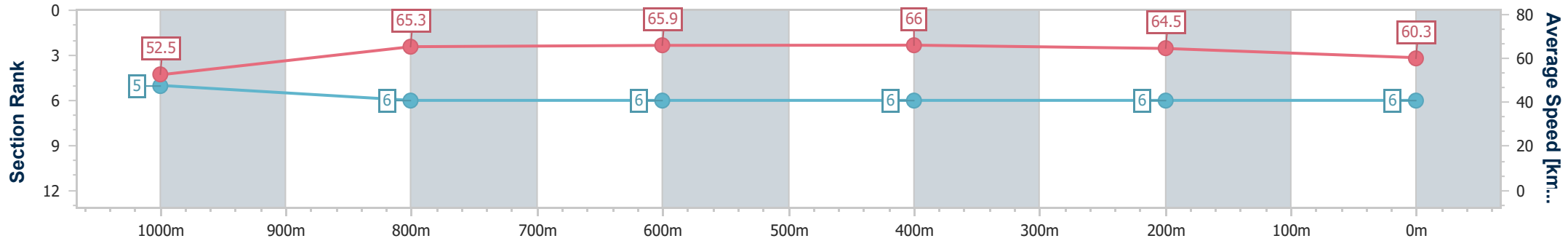
Townsville QLD Professional  
Race 4: Ladbroke It! QTIS Three-Years-Old Maiden Handicap - 1200m



07 May 2024 - 15:19

Track Rating: Soft, Weather: Fine, Rail Position: +4.5m 1000m-0m, +3m Remainder

Section	Overall	1000m	800m	600m	400m	200m								
Section Times	1:10.16 [6] (0:13.75)	0:56.41 [5] (0:11.07)	0:45.34 [6] (0:11.04)	0:34.30 [6] (0:11.09)	0:23.21 [6] (0:11.29)	0:11.92 [6] (0:11.92)								
Average Speed [km/h]	52.5	65.3	65.9	66.0	64.5	60.3								
Top Speed [km/h]	64.4	67.3	66.6	67.3	66.4	63.4								
Avg. Dist. to Rail [m]	5.0	0.8	2.1	3.6	6.1	6.9								
Avg. Stride Freq. [Hz]	2.2	2.3	2.3	2.3	2.2	2.2								
Avg. Stride Length [m]	6.5	7.9	8.1	8.1	8.1	7.7								



- [ ] Ranking at each section and finish
- .-.- No data available at this section
- NA No data available



Horse/Jockey Name	Grovers Prediction
Final Rank	7
Fastest Section Time (Section)	0:11.00 (800m)
Top Speed [km/h] (Section)	67.8 (800m)
Race State	Finished



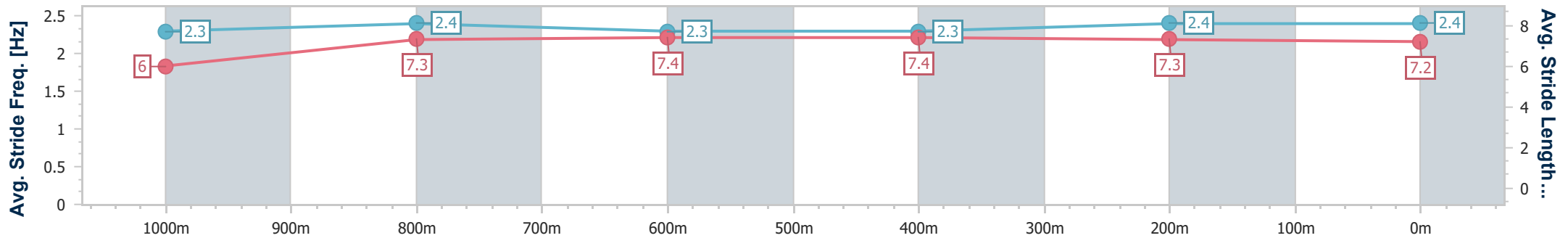
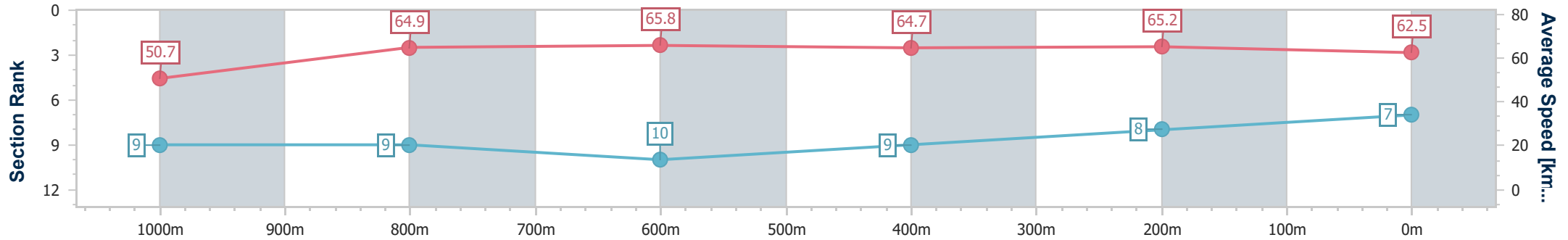
Townsville QLD Professional  
Race 4: Ladbroke It! QTIS Three-Years-Old Maiden Handicap - 1200m



07 May 2024 - 15:19

Track Rating: Soft, Weather: Fine, Rail Position: +4.5m 1000m-0m, +3m Remainder

Section	Overall	1000m	800m	600m	400m	200m								
Section Times	1:10.30 [7] (0:14.23)	0:56.07 [9] (0:11.17)	0:44.90 [9] (0:11.00)	0:33.90 [10] (0:11.22)	0:22.68 [9] (0:11.15)	0:11.53 [8] (0:11.53)								
Average Speed [km/h]	50.7	64.9	65.8	64.7	65.2	62.5								
Top Speed [km/h]	66.6	67.4	67.8	65.8	65.7	64.7								
Avg. Dist. to Rail [m]	6.1	1.0	1.5	1.9	5.5	6.2								
Avg. Stride Freq. [Hz]	2.3	2.4	2.3	2.3	2.4	2.4								
Avg. Stride Length [m]	6.0	7.3	7.4	7.4	7.3	7.2								



- [ ] Ranking at each section and finish
- .-.- No data available at this section
- NA No data available



Horse/Jockey Name	Thredbo
Final Rank	8
Fastest Section Time (Section)	0:10.80 (800m)
Top Speed [km/h] (Section)	68.7 (800m)
Race State	Finished

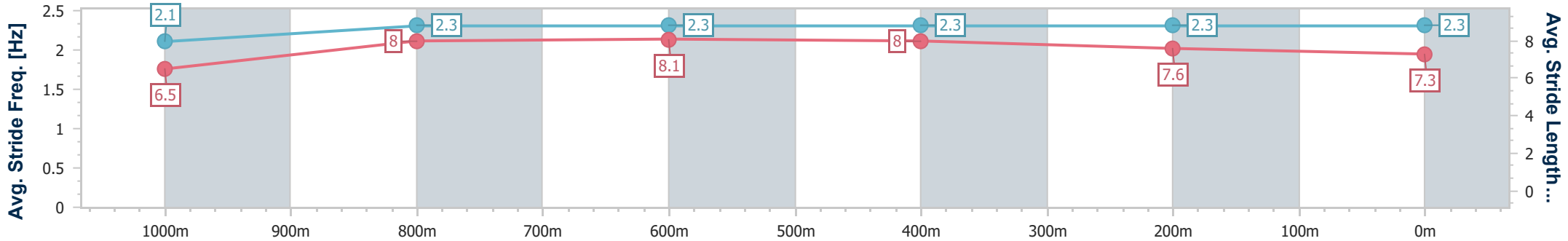
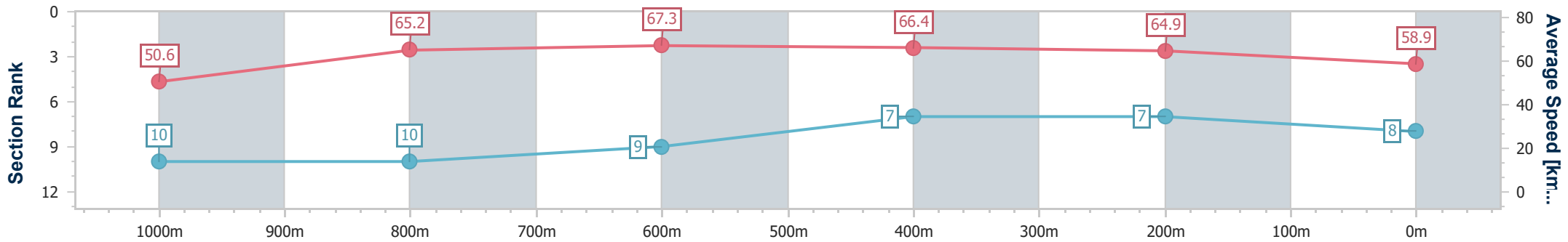


Townsville QLD Professional  
Race 4: Ladbroke It! QTIS Three-Years-Old Maiden Handicap - 1200m



07 May 2024 - 15:19  
Track Rating: Soft, Weather: Fine, Rail Position: +4.5m 1000m-0m, +3m Remainder

Section	Overall	1000m	800m	600m	400m	200m
Section Times	1:10.74 [8] (0:14.30)	0:56.44 [10] (0:11.13)	0:45.31 [10] (0:10.80)	0:34.51 [9] (0:11.06)	0:23.45 [7] (0:11.22)	0:12.23 [7] (0:12.23)
Average Speed [km/h]	50.6	65.2	67.3	66.4	64.9	58.9
Top Speed [km/h]	64.1	68.4	68.7	66.8	66.9	62.7
Avg. Dist. to Rail [m]	6.3	1.6	1.9	4.1	7.7	10.3
Avg. Stride Freq. [Hz]	2.1	2.3	2.3	2.3	2.3	2.3
Avg. Stride Length [m]	6.5	8.0	8.1	8.0	7.6	7.3



- [ ] Ranking at each section and finish
- .-.- No data available at this section
- NA No data available



Horse/Jockey Name	Maroons
Final Rank	9
Fastest Section Time (Section)	0:10.92 (800m)
Top Speed [km/h] (Section)	68.5 (800m)
Race State	Finished

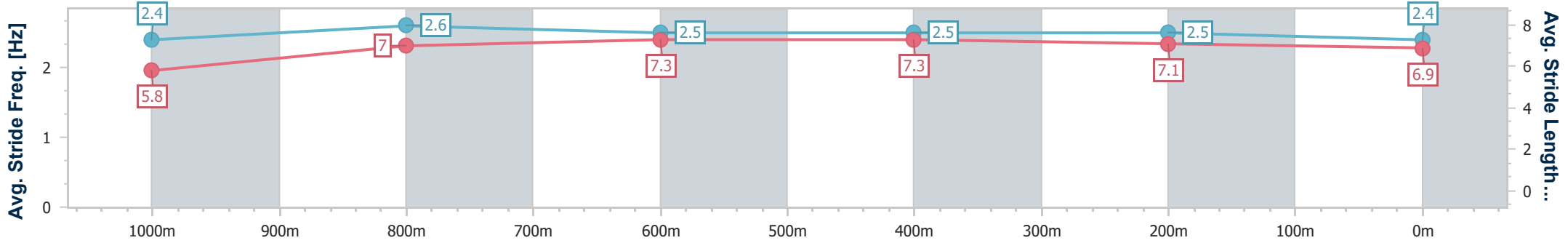
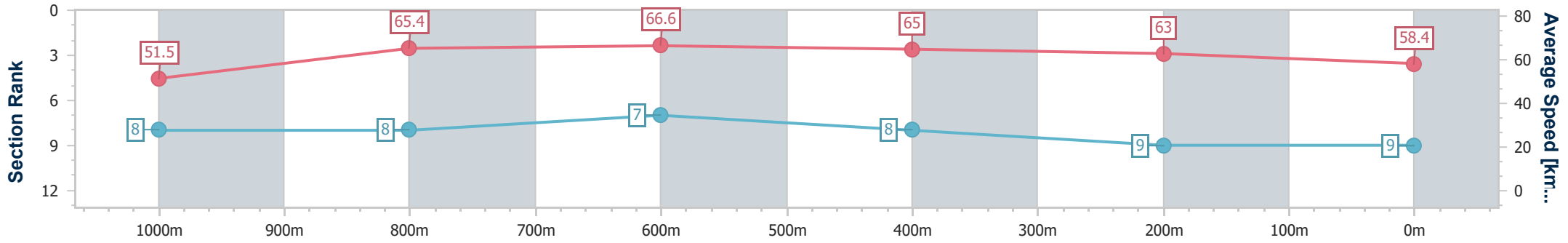


Townsville QLD Professional  
Race 4: Ladbroke It! QTIS Three-Years-Old Maiden Handicap - 1200m



07 May 2024 - 15:19  
Track Rating: Soft, Weather: Fine, Rail Position: +4.5m 1000m-0m, +3m Remainder

Section	Overall	1000m	800m	600m	400m	200m							
Section Times	1:11.11 [9] (0:14.05)	0:57.06 [8] (0:11.13)	0:45.93 [8] (0:10.92)	0:35.01 [7] (0:11.20)	0:23.81 [8] (0:11.49)	0:12.32 [9] (0:12.32)							
Average Speed [km/h]	51.5	65.4	66.6	65.0	63.0	58.4							
Top Speed [km/h]	64.4	67.8	68.5	65.9	65.3	62.6							
Avg. Dist. to Rail [m]	7.7	2.4	2.1	2.4	3.5	4.5							
Avg. Stride Freq. [Hz]	2.4	2.6	2.5	2.5	2.5	2.4							
Avg. Stride Length [m]	5.8	7.0	7.3	7.3	7.1	6.9							



- [ ] Ranking at each section and finish
- .-.- No data available at this section
- NA No data available



Horse/Jockey Name	Hardtocrack
Final Rank	10
Fastest Section Time (Section)	0:10.98 (800m)
Top Speed [km/h] (Section)	68.3 (800m)
Race State	Finished



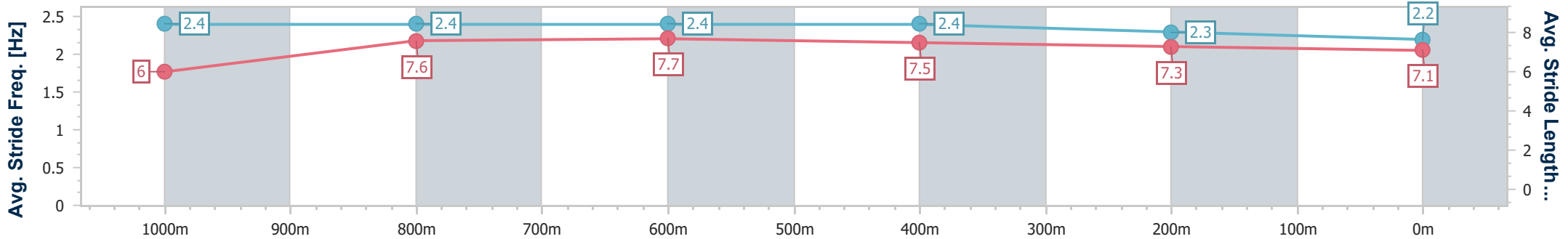
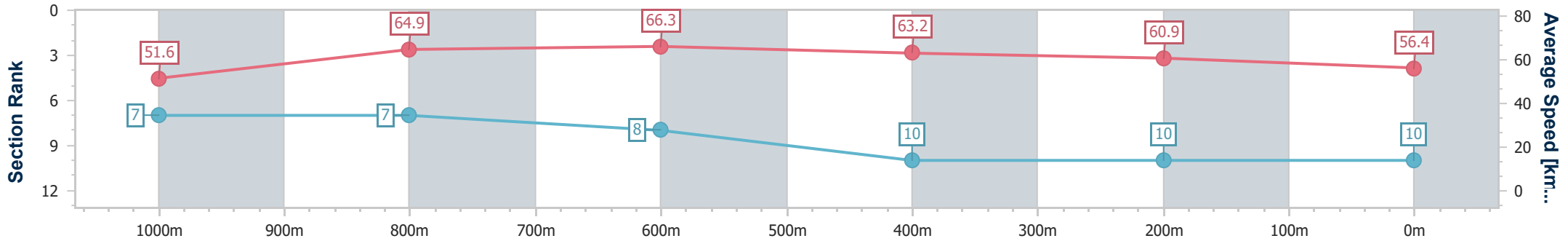
Townsville QLD Professional  
Race 4: Ladbroke It! QTIS Three-Years-Old Maiden Handicap - 1200m

07 May 2024 - 15:19

Track Rating: Soft, Weather: Fine, Rail Position: +4.5m 1000m-0m, +3m Remainder



Section	Overall	1000m	800m	600m	400m	200m
Section Times	1:12.34 [10] (0:13.96)	0:58.38 [7] (0:11.17)	0:47.21 [7] (0:10.98)	0:36.23 [8] (0:11.57)	0:24.66 [10] (0:11.90)	0:12.76 [10] (0:12.76)
Average Speed [km/h]	51.6	64.9	66.3	63.2	60.9	56.4
Top Speed [km/h]	65.0	66.9	68.3	65.0	62.2	60.7
Avg. Dist. to Rail [m]	4.0	1.1	2.2	3.4	3.9	4.5
Avg. Stride Freq. [Hz]	2.4	2.4	2.4	2.4	2.3	2.2
Avg. Stride Length [m]	6.0	7.6	7.7	7.5	7.3	7.1



- [ ] Ranking at each section and finish
- .-.- No data available at this section
- NA No data available





# Townsville QLD Professional

## Race 5: Ladbrokes Same Race Multi Class 6 Plate - 1400m

07 May 2024 - 15:58



Track Rating: Soft, Weather: Fine, Rail Position: +4.5m 1000m-0m, +3m Remainder

Section		Overall	1200m	1000m	800m	600m	400m	Last 600m				
Field Times		1:22.23 (0:14.02)	1:08.21 (0:10.99)	0:57.22 (0:11.26)	0:45.96 (0:11.24)	0:34.72 (0:11.32)	0:23.40 (0:11.45)	0:34.72				
Rank	TAB Horse/Jockey	Barrier	Top Speed [km/h]	Fastest Section	Distance Travelled [m]							
1	1 SPEED LEGEND Lacey Morrison	3	66.4 800m	0:11.11 1200m	1:22.23 [1] (0:14.59)	1:07.64 [7] (0:11.11)	0:56.53 [7] (0:11.48)	0:45.05 [7] (0:11.14)	0:33.91 [7] (0:11.24)	0:22.67 [7] (0:11.13)	0:33.91	
2	9 TALONS Melea Castle	5	66.3 600m	0:11.15 1200m	1:22.28 [2] (0:14.25)	1:08.03 [5] (0:11.15)	0:56.88 [5] (0:11.58)	0:45.30 [6] (0:11.17)	0:34.13 [6] (0:11.21)	0:22.92 [6] (0:11.18)	0:34.13	+5
3	3 BREAKWATER BOY Lachlan Overall	6	67.0 1200m	0:10.99 1200m	1:22.62 [3] (0:14.02)	1:08.60 [1] (0:10.99)	0:57.61 [1] (0:11.26)	0:46.35 [1] (0:11.24)	0:35.11 [1] (0:11.32)	0:23.79 [1] (0:11.45)	0:35.11	-4
4	5 CASTILE Chris Whiteley	9	66.6 1200m	0:11.01 1200m	1:22.74 [4] (0:14.04)	1:08.70 [2] (0:11.01)	0:57.69 [2] (0:11.40)	0:46.29 [3] (0:11.22)	0:35.07 [3] (0:11.33)	0:23.74 [2] (0:11.50)	0:35.07	+0
5	6 OUTBACK ACTION Brooke Johnson	7	66.2 1200m	0:10.99 1200m	1:22.82 [5] (0:14.17)	1:08.65 [3] (0:10.99)	0:57.66 [3] (0:11.27)	0:46.39 [2] (0:11.24)	0:35.15 [2] (0:11.43)	0:23.72 [3] (0:11.41)	0:35.15	-5
6	8 STRATHCONA Nathan Thomas	10	66.7 Overall	0:11.07 1200m	1:22.84 [6] (0:14.19)	1:08.65 [4] (0:11.07)	0:57.58 [4] (0:11.44)	0:46.14 [4] (0:11.26)	0:34.88 [4] (0:11.28)	0:23.60 [4] (0:11.45)	0:34.88	+3
7	4 DON ARCANGELO Nathan Day	1	66.4 600m	0:11.17 1200m	1:22.92 [7] (0:14.32)	1:08.60 [6] (0:11.17)	0:57.43 [6] (0:11.32)	0:46.11 [5] (0:11.22)	0:34.89 [5] (0:11.24)	0:23.65 [5] (0:11.47)	0:34.89	-3
8	7 RAZMENT Isabella Teh	2	66.7 800m	0:11.10 800m	1:22.96 [8] (0:14.69)	1:08.27 [8] (0:11.14)	0:57.13 [8] (0:11.46)	0:45.67 [8] (0:11.10)	0:34.57 [8] (0:11.30)	0:23.27 [8] (0:11.20)	0:34.57	-2
9	2 AIDENABET Chelsea Jokic	4	68.1 800m	0:11.02 800m	1:23.35 [9] (0:14.94)	1:08.41 [9] (0:11.12)	0:57.29 [9] (0:11.48)	0:45.81 [9] (0:11.02)	0:34.79 [9] (0:11.17)	0:23.62 [9] (0:11.38)	0:34.79	+2

Scratched: Defrosted (#10)



# Townsville QLD Professional

## Race 5: Ladbrokes Same Race Multi Class 6 Plate - 1400m

07 May 2024 - 15:58



Track Rating: Soft, Weather: Fine, Rail Position: +4.5m 1000m-0m, +3m Remainder

Section				200m				Last 600m	
Field Times				0:11.95 (0:11.95)				0:34.72	
Rank	TAB	Horse/Jockey	Barrier	Top Speed [km/h]	Fastest Section	Margin			Distance Travelled [m]
1	1	<b>SPEED LEGEND</b> Lacey Morrison	3	66.4 800m	0:11.11 1200m	0:11.54 [6] (0:11.54)	1:22.23		0:33.91
2	9	<b>TALONS</b> Melea Castle	5	66.3 600m	0:11.15 1200m	0:11.74 [4] (0:11.74)	0.05L		0:34.13 +5
3	3	<b>BREAKWATER BOY</b> Lachlan Overall	6	67.0 1200m	0:10.99 1200m	0:12.34 [1] (0:12.34)	0.34L		0:35.11 -4
4	5	<b>CASTILE</b> Chris Whiteley	9	66.6 1200m	0:11.01 1200m	0:12.24 [2] (0:12.24)	0.12L		0:35.07 +0
5	6	<b>OUTBACK ACTION</b> Brooke Johnson	7	66.2 1200m	0:10.99 1200m	0:12.31 [3] (0:12.31)	0.08L		0:35.15 -5
6	8	<b>STRATHCONA</b> Nathan Thomas	10	66.7 Overall	0:11.07 1200m	0:12.15 [5] (0:12.15)	0.02L		0:34.88 +3
7	4	<b>DON ARCANGELO</b> Nathan Day	1	66.4 600m	0:11.17 1200m	0:12.18 [7] (0:12.18)	0.08L		0:34.89 -3
8	7	<b>RAZMENT</b> Isabella Teh	2	66.7 800m	0:11.10 800m	0:12.07 [8] (0:12.07)	0.04L		0:34.57 -2
9	2	<b>AIDENABET</b> Chelsea Jokic	4	68.1 800m	0:11.02 800m	0:12.24 [9] (0:12.24)	0.39L		0:34.79 +2

Scratched: Defrosted (#10)



Horse/Jockey Name	Speed Legend
Final Rank	1
Fastest Section Time (Section)	0:11.11 (1200m)
Top Speed [km/h] (Section)	66.4 (800m)
Race State	Finished



### Townsville QLD Professional

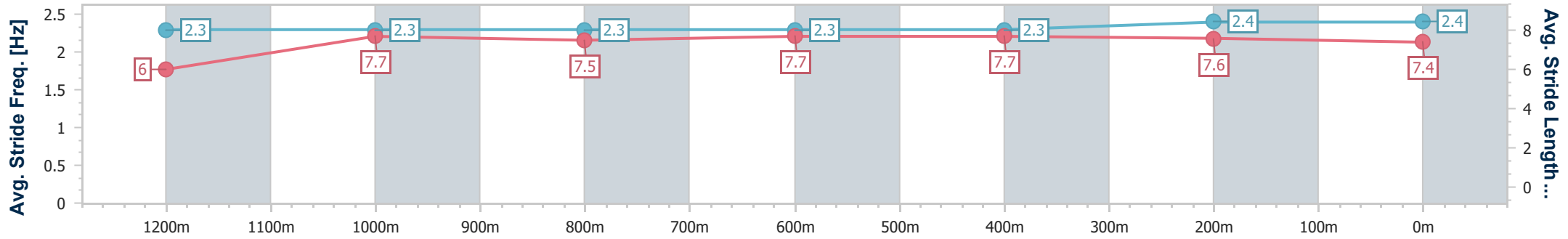
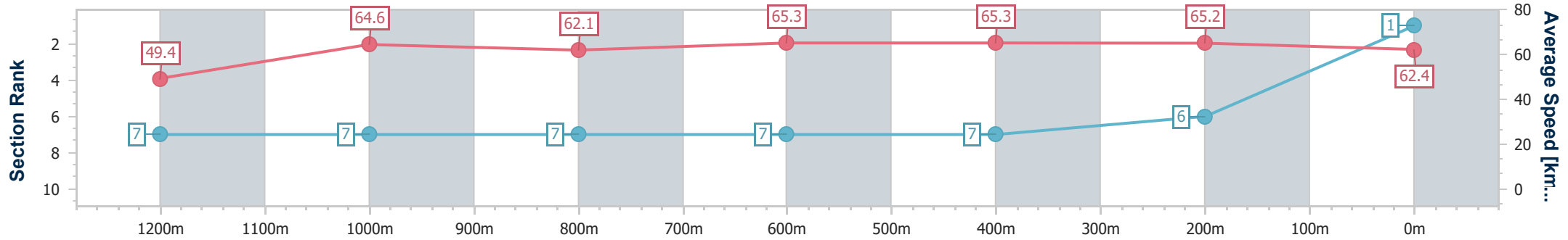
Race 5: Ladbrokes Same Race Multi Class 6 Plate - 1400m

07 May 2024 - 15:58

Track Rating: Soft, Weather: Fine, Rail Position: +4.5m 1000m-0m, +3m Remainder



Section	Overall	1200m	1000m	800m	600m	400m	200m
Section Times	1:22.23 [1] (0:14.59)	1:07.64 [7] (0:11.11)	0:56.53 [7] (0:11.48)	0:45.05 [7] (0:11.14)	0:33.91 [7] (0:11.24)	0:22.67 [7] (0:11.13)	0:11.54 [6] (0:11.54)
Average Speed [km/h]	49.4	64.6	62.1	65.3	65.3	65.2	62.4
Top Speed [km/h]	64.9	65.3	64.3	66.4	66.1	66.1	64.6
Avg. Dist. to Rail [m]	2.7	1.5	2.2	2.2	3.7	6.1	6.0
Avg. Stride Freq. [Hz]	2.3	2.3	2.3	2.3	2.3	2.4	2.4
Avg. Stride Length [m]	6.0	7.7	7.5	7.7	7.7	7.6	7.4



- [ ] Ranking at each section and finish
- .-.- No data available at this section
- NA No data available



Horse/Jockey Name	Talons
Final Rank	2
Fastest Section Time (Section)	0:11.15 (1200m)
Top Speed [km/h] (Section)	66.3 (600m)
Race State	Finished



### Townsville QLD Professional

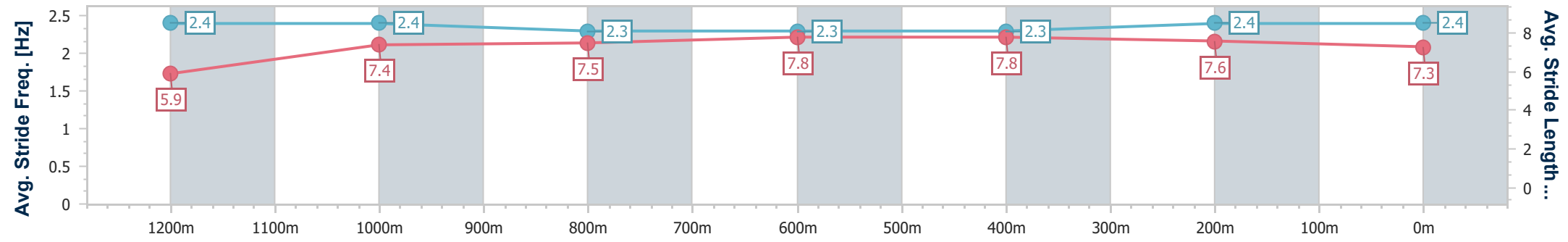
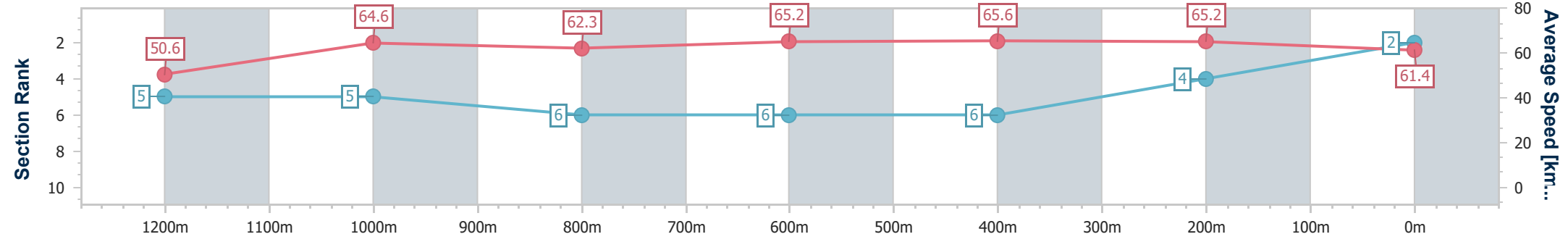
Race 5: Ladbrokes Same Race Multi Class 6 Plate - 1400m

07 May 2024 - 15:58

Track Rating: Soft, Weather: Fine, Rail Position: +4.5m 1000m-0m, +3m Remainder



Section	Overall	1200m	1000m	800m	600m	400m	200m
Section Times	1:22.28 [2] (0:14.25)	1:08.03 [5] (0:11.15)	0:56.88 [5] (0:11.58)	0:45.30 [6] (0:11.17)	0:34.13 [6] (0:11.21)	0:22.92 [6] (0:11.18)	0:11.74 [4] (0:11.74)
Average Speed [km/h]	50.6	64.6	62.3	65.2	65.6	65.2	61.4
Top Speed [km/h]	65.7	66.3	64.7	65.9	66.3	65.9	63.7
Avg. Dist. to Rail [m]	3.8	0.6	0.5	2.6	4.7	7.4	7.8
Avg. Stride Freq. [Hz]	2.4	2.4	2.3	2.3	2.3	2.4	2.4
Avg. Stride Length [m]	5.9	7.4	7.5	7.8	7.8	7.6	7.3



- [ ] Ranking at each section and finish
- .-.- No data available at this section
- NA No data available



Horse/Jockey Name	Breakwater Boy
Final Rank	3
Fastest Section Time (Section)	0:10.99 (1200m)
Top Speed [km/h] (Section)	67.0 (1200m)
Race State	Finished



### Townsville QLD Professional

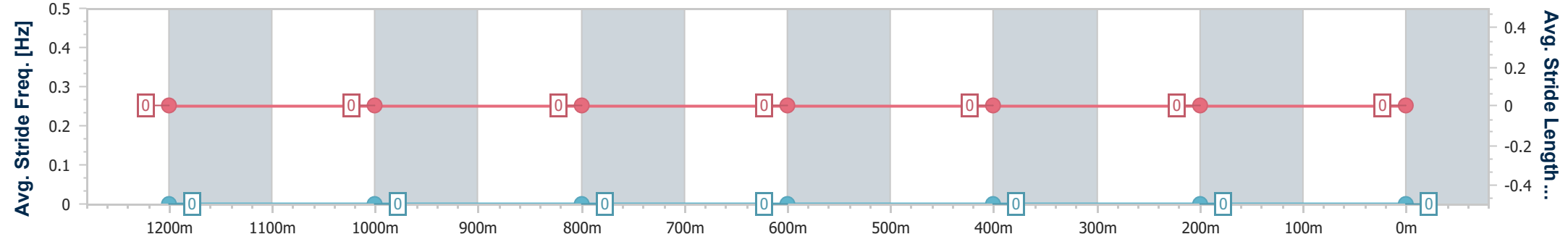
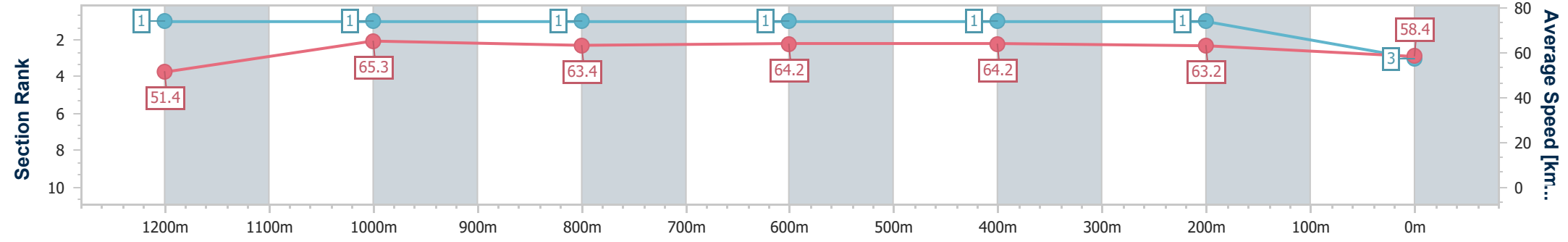
Race 5: Ladbrokes Same Race Multi Class 6 Plate - 1400m

07 May 2024 - 15:58

Track Rating: Soft, Weather: Fine, Rail Position: +4.5m 1000m-0m, +3m Remainder



Section	Overall	1200m	1000m	800m	600m	400m	200m							
Section Times	1:22.62 [3] (0:14.02)	1:08.60 [1] (0:10.99)	0:57.61 [1] (0:11.26)	0:46.35 [1] (0:11.24)	0:35.11 [1] (0:11.32)	0:23.79 [1] (0:11.45)	0:12.34 [1] (0:12.34)							
Average Speed [km/h]	51.4	65.3	63.4	64.2	64.2	63.2	58.4							
Top Speed [km/h]	66.5	67.0	64.5	64.6	64.4	64.2	61.9							
Avg. Dist. to Rail [m]	5.3	0.7	1.9	0.5	2.0	3.5	4.8							
Avg. Stride Freq. [Hz]	--	--	--	--	--	--	--							
Avg. Stride Length [m]	--	--	--	--	--	--	--							



- [ ] Ranking at each section and finish
- No data available at this section
- NA No data available



Horse/Jockey Name	Castile
Final Rank	4
Fastest Section Time (Section)	0:11.01 (1200m)
Top Speed [km/h] (Section)	66.6 (1200m)
Race State	Finished



### Townsville QLD Professional

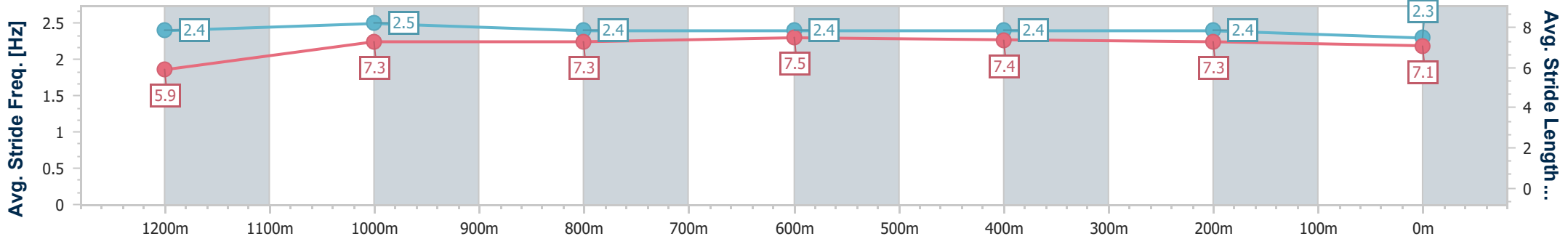
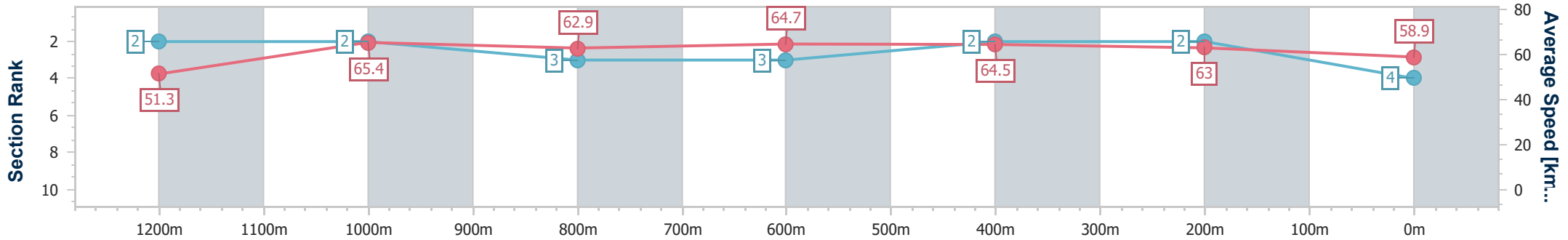
Race 5: Ladbrokes Same Race Multi Class 6 Plate - 1400m

07 May 2024 - 15:58

Track Rating: Soft, Weather: Fine, Rail Position: +4.5m 1000m-0m, +3m Remainder



Section	Overall	1200m	1000m	800m	600m	400m	200m
Section Times	1:22.74 [4] (0:14.04)	1:08.70 [2] (0:11.01)	0:57.69 [2] (0:11.40)	0:46.29 [3] (0:11.22)	0:35.07 [3] (0:11.33)	0:23.74 [2] (0:11.50)	0:12.24 [2] (0:12.24)
Average Speed [km/h]	51.3	65.4	62.9	64.7	64.5	63.0	58.9
Top Speed [km/h]	65.8	66.6	65.0	65.3	65.0	64.0	61.7
Avg. Dist. to Rail [m]	6.6	1.6	0.6	1.7	3.0	3.4	5.1
Avg. Stride Freq. [Hz]	2.4	2.5	2.4	2.4	2.4	2.4	2.3
Avg. Stride Length [m]	5.9	7.3	7.3	7.5	7.4	7.3	7.1



- [ ] Ranking at each section and finish
- .-.- No data available at this section
- NA No data available



Horse/Jockey Name	Outback Action
Final Rank	5
Fastest Section Time (Section)	0:10.99 (1200m)
Top Speed [km/h] (Section)	66.2 (1200m)
Race State	Finished



### Townsville QLD Professional

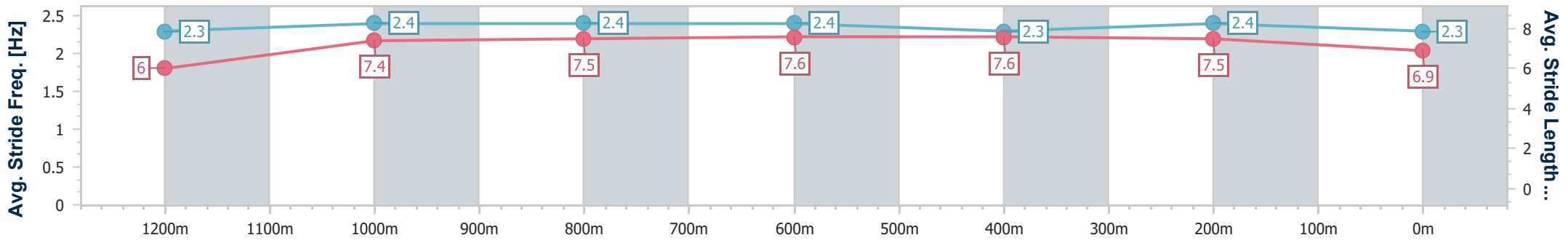
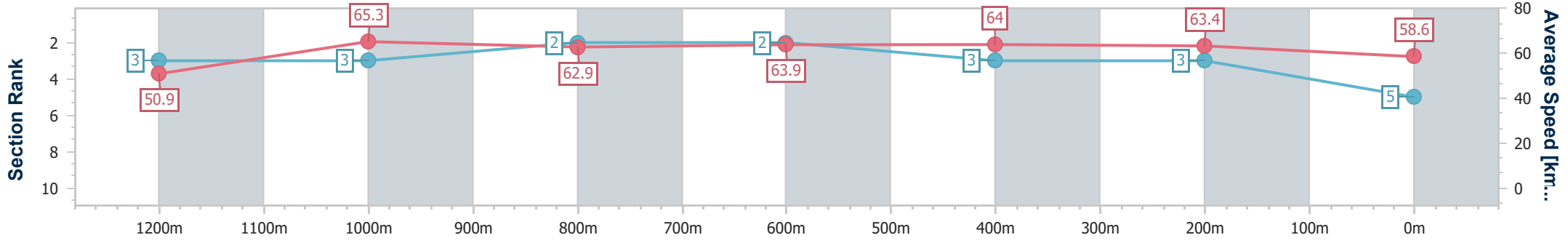
Race 5: Ladbrokes Same Race Multi Class 6 Plate - 1400m

07 May 2024 - 15:58

Track Rating: Soft, Weather: Fine, Rail Position: +4.5m 1000m-0m, +3m Remainder



Section	Overall	1200m	1000m	800m	600m	400m	200m
Section Times	1:22.82 [5] (0:14.17)	1:08.65 [3] (0:10.99)	0:57.66 [3] (0:11.27)	0:46.39 [2] (0:11.24)	0:35.15 [2] (0:11.43)	0:23.72 [3] (0:11.41)	0:12.31 [3] (0:12.31)
Average Speed [km/h]	50.9	65.3	62.9	63.9	64.0	63.4	58.6
Top Speed [km/h]	66.0	66.2	64.8	65.9	66.1	65.2	61.0
Avg. Dist. to Rail [m]	4.6	1.7	3.2	0.7	2.5	4.0	3.9
Avg. Stride Freq. [Hz]	2.3	2.4	2.4	2.4	2.3	2.4	2.3
Avg. Stride Length [m]	6.0	7.4	7.5	7.6	7.6	7.5	6.9



- [ ] Ranking at each section and finish
- .-.- No data available at this section
- NA No data available



Horse/Jockey Name	Strathcona
Final Rank	6
Fastest Section Time (Section)	0:11.07 (1200m)
Top Speed [km/h] (Section)	66.7 (Overall)
Race State	Finished



### Townsville QLD Professional

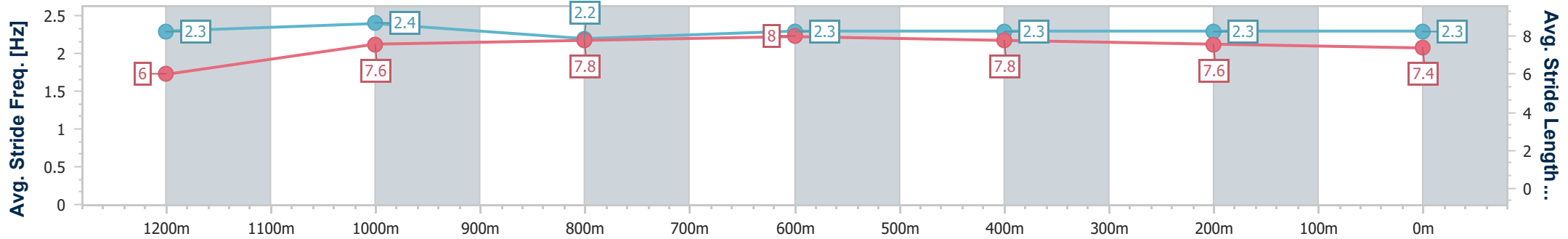
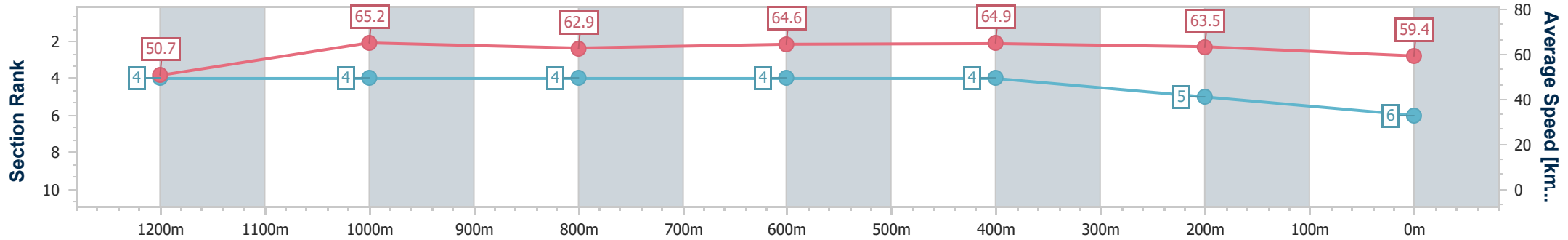
Race 5: Ladbrokes Same Race Multi Class 6 Plate - 1400m

07 May 2024 - 15:58

Track Rating: Soft, Weather: Fine, Rail Position: +4.5m 1000m-0m, +3m Remainder



Section	Overall	1200m	1000m	800m	600m	400m	200m
Section Times	1:22.84 [6] (0:14.19)	1:08.65 [4] (0:11.07)	0:57.58 [4] (0:11.44)	0:46.14 [4] (0:11.26)	0:34.88 [4] (0:11.28)	0:23.60 [4] (0:11.45)	0:12.15 [5] (0:12.15)
Average Speed [km/h]	50.7	65.2	62.9	64.6	64.9	63.5	59.4
Top Speed [km/h]	66.7	66.3	64.8	65.0	65.7	65.0	61.4
Avg. Dist. to Rail [m]	8.9	2.0	0.4	2.5	3.5	5.9	8.5
Avg. Stride Freq. [Hz]	2.3	2.4	2.2	2.3	2.3	2.3	2.3
Avg. Stride Length [m]	6.0	7.6	7.8	8.0	7.8	7.6	7.4



- [ ] Ranking at each section and finish
- .-.- No data available at this section
- NA No data available





Horse/Jockey Name	Don Arcangelo
Final Rank	7
Fastest Section Time (Section)	0:11.17 (1200m)
Top Speed [km/h] (Section)	66.4 (600m)
Race State	Finished



Townsville QLD Professional

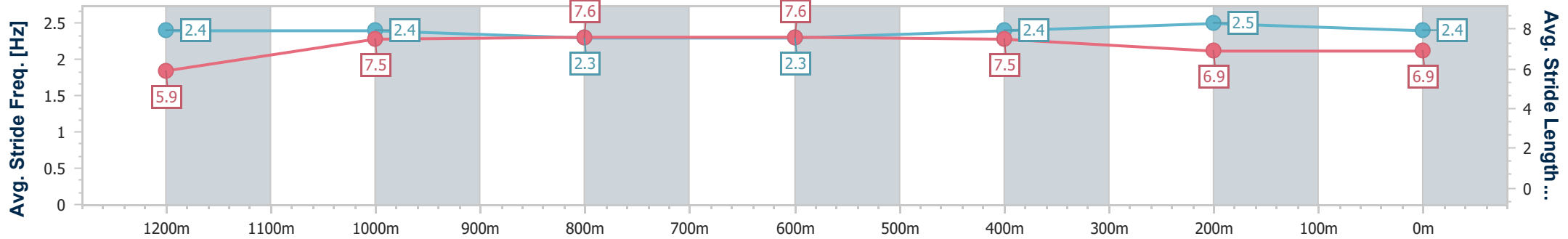
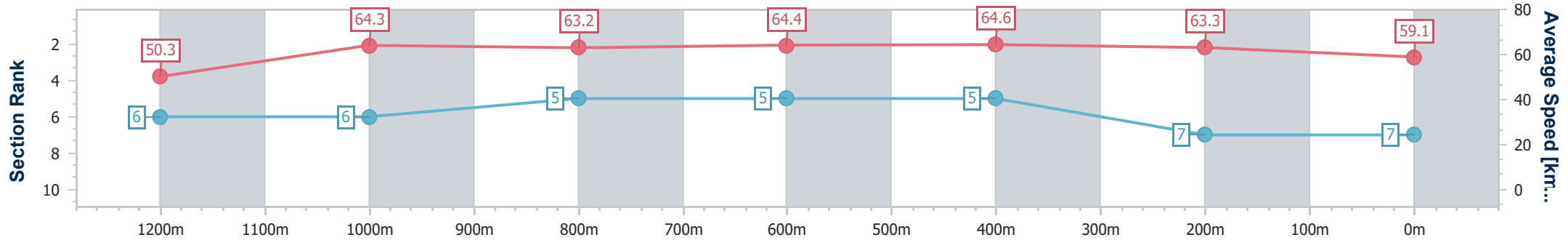
Race 5: Ladbrokes Same Race Multi Class 6 Plate - 1400m

07 May 2024 - 15:58

Track Rating: Soft, Weather: Fine, Rail Position: +4.5m 1000m-0m, +3m Remainder



Section	Overall	1200m	1000m	800m	600m	400m	200m
Section Times	1:22.92 [7] (0:14.32)	1:08.60 [6] (0:11.17)	0:57.43 [6] (0:11.32)	0:46.11 [5] (0:11.22)	0:34.89 [5] (0:11.24)	0:23.65 [5] (0:11.47)	0:12.18 [7] (0:12.18)
Average Speed [km/h]	50.3	64.3	63.2	64.4	64.6	63.3	59.1
Top Speed [km/h]	65.8	65.1	65.0	65.5	66.4	64.8	61.3
Avg. Dist. to Rail [m]	3.0	0.6	1.3	0.2	2.0	5.1	7.0
Avg. Stride Freq. [Hz]	2.4	2.4	2.3	2.3	2.4	2.5	2.4
Avg. Stride Length [m]	5.9	7.5	7.6	7.6	7.5	6.9	6.9



- [ ] Ranking at each section and finish
- .-.- No data available at this section
- NA No data available



Horse/Jockey Name	Razment
Final Rank	8
Fastest Section Time (Section)	0:11.10 (800m)
Top Speed [km/h] (Section)	66.7 (800m)
Race State	Finished



Townsville QLD Professional

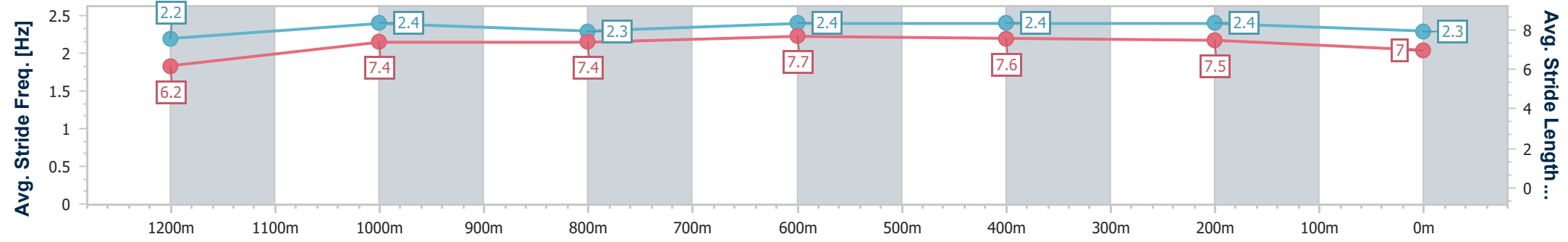
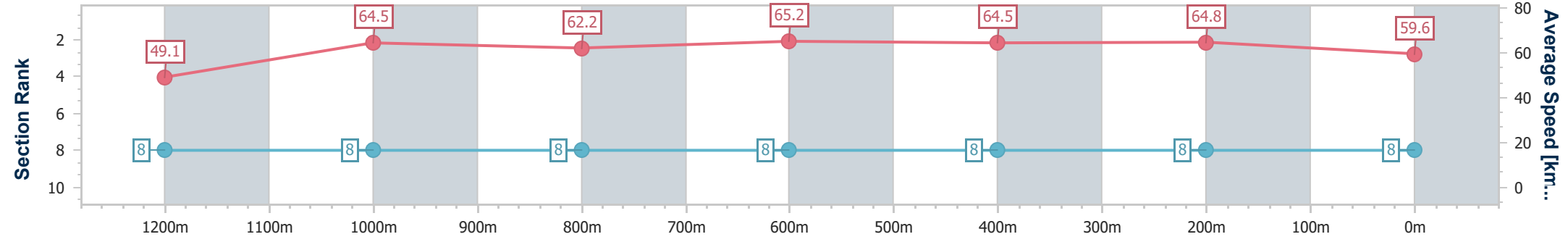
Race 5: Ladbrokes Same Race Multi Class 6 Plate - 1400m

07 May 2024 - 15:58

Track Rating: Soft, Weather: Fine, Rail Position: +4.5m 1000m-0m, +3m Remainder



Section	Overall	1200m	1000m	800m	600m	400m	200m
Section Times	1:22.96 [8] (0:14.69)	1:08.27 [8] (0:11.14)	0:57.13 [8] (0:11.46)	0:45.67 [8] (0:11.10)	0:34.57 [8] (0:11.30)	0:23.27 [8] (0:11.20)	0:12.07 [8] (0:12.07)
Average Speed [km/h]	49.1	64.5	62.2	65.2	64.5	64.8	59.6
Top Speed [km/h]	65.8	65.7	64.5	66.7	65.7	66.3	65.1
Avg. Dist. to Rail [m]	2.1	1.1	2.0	1.0	2.4	3.7	5.4
Avg. Stride Freq. [Hz]	2.2	2.4	2.3	2.4	2.4	2.4	2.3
Avg. Stride Length [m]	6.2	7.4	7.4	7.7	7.6	7.5	7.0



- [ ] Ranking at each section and finish
- .-.- No data available at this section
- NA No data available



Horse/Jockey Name	Aidenabet
Final Rank	9
Fastest Section Time (Section)	0:11.02 (800m)
Top Speed [km/h] (Section)	68.1 (800m)
Race State	Finished



Townsville QLD Professional

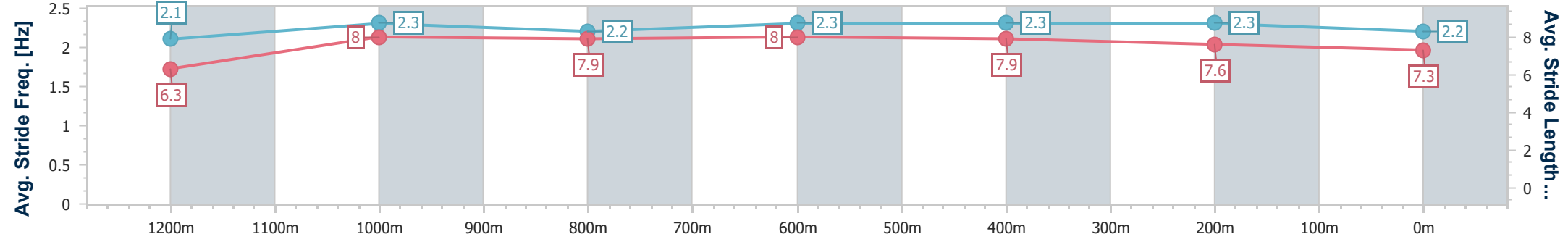
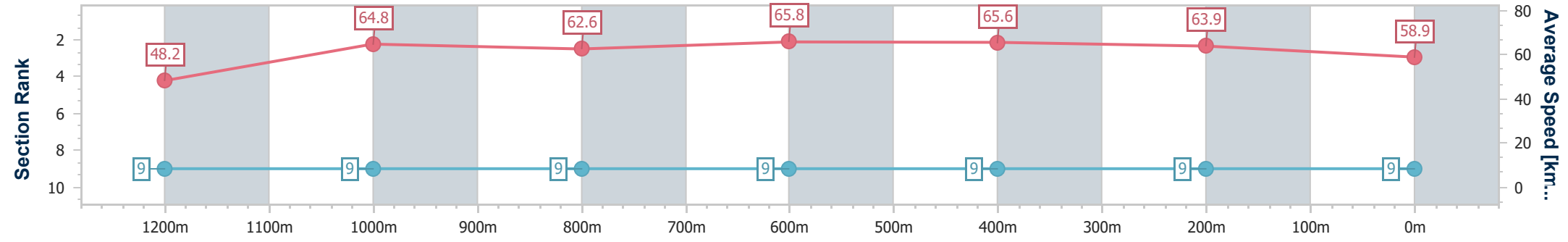
Race 5: Ladbrokes Same Race Multi Class 6 Plate - 1400m

07 May 2024 - 15:58

Track Rating: Soft, Weather: Fine, Rail Position: +4.5m 1000m-0m, +3m Remainder



Section	Overall	1200m	1000m	800m	600m	400m	200m
Section Times	1:23.35 [9] (0:14.94)	1:08.41 [9] (0:11.12)	0:57.29 [9] (0:11.48)	0:45.81 [9] (0:11.02)	0:34.79 [9] (0:11.17)	0:23.62 [9] (0:11.38)	0:12.24 [9] (0:12.24)
Average Speed [km/h]	48.2	64.8	62.6	65.8	65.6	63.9	58.9
Top Speed [km/h]	66.1	66.2	64.1	68.1	66.6	65.9	62.4
Avg. Dist. to Rail [m]	5.5	2.3	0.3	1.6	3.6	6.6	10.0
Avg. Stride Freq. [Hz]	2.1	2.3	2.2	2.3	2.3	2.3	2.2
Avg. Stride Length [m]	6.3	8.0	7.9	8.0	7.9	7.6	7.3



- [ ] Ranking at each section and finish
- .-.- No data available at this section
- NA No data available



# Townsville QLD Professional

## Race 6: Ladbrokes Easy Form OPEN Handicap - 1000m



07 May 2024 - 16:35

Track Rating: Soft, Weather: Fine, Rail Position: +4.5m 1000m-0m, +3m Remainder

Section		Overall									Last 600m		
Field Times		0:55.61 (0:12.72)									0:33.13		
		800m			600m		400m		200m				
		0:42.89 (0:09.76)			0:33.13 (0:10.29)		0:22.84 (0:10.93)		0:11.91 (0:11.91)				
Rank	TAB	Horse/Jockey	Barrier	Top Speed [km/h]	Fastest Section	Overall	800m	600m	400m	200m	Margin	Last 600m	Distance Travelled [m]
1	7	<b>MORE THE MERRIER</b> Nathan Thomas	5	73.8 800m	0:09.76 800m	0:55.61 [1] (0:12.72)	0:42.89 [1] (0:09.76)	0:33.13 [1] (0:10.29)	0:22.84 [1] (0:10.93)	0:11.91 [1] (0:11.91)	0:55.61	0:33.13	
2	11	<b>TORQUE SENSATION</b> Brooke Johnson	7	73.2 800m	0:10.05 800m	0:55.65 [2] (0:12.74)	0:42.91 [2] (0:10.05)	0:32.86 [2] (0:10.48)	0:22.38 [2] (0:10.75)	0:11.63 [2] (0:11.63)	0.04L	0:32.86	+0
3	4	<b>BONES</b> Lacey Morrison	2	74.2 800m	0:10.05 800m	0:55.72 [3] (0:12.91)	0:42.81 [3] (0:10.05)	0:32.76 [3] (0:10.49)	0:22.27 [4] (0:10.78)	0:11.49 [3] (0:11.49)	0.07L	0:32.76	+0
4	8	<b>MISSILE THUNDER</b> Adrian Layt	3	74.6 800m	0:09.99 800m	0:55.79 [4] (0:13.18)	0:42.61 [6] (0:09.99)	0:32.62 [5] (0:10.34)	0:22.28 [5] (0:10.76)	0:11.52 [5] (0:11.52)	0.07L	0:32.62	+4
5	3	<b>OCEAN EMPEROR</b> Gabrielle Semmens	1	73.8 800m	0:10.17 800m	0:56.22 [5] (0:13.13)	0:43.09 [5] (0:10.17)	0:32.92 [6] (0:10.55)	0:22.37 [7] (0:10.89)	0:11.48 [7] (0:11.48)	0.43L	0:32.92	-2
6	9	<b>GAMBOA</b> Tahlia Fenlon	8	74.5 800m	0:10.01 800m	0:56.26 [6] (0:13.05)	0:43.21 [4] (0:10.01)	0:33.20 [4] (0:10.25)	0:22.95 [3] (0:10.94)	0:12.01 [4] (0:12.01)	0.04L	0:33.20	+3
7	1	<b>GO GETABOY</b> Tyler Leslight	11	71.1 800m	0:10.41 800m	0:56.41 [7] (0:13.59)	0:42.82 [9] (0:10.41)	0:32.41 [9] (0:10.56)	0:21.85 [9] (0:10.73)	0:11.12 [9] (0:11.12)	0.15L	0:32.41	-3
8	10	<b>GDANSK</b> Graham Kliese	9	73.5 800m	0:10.12 800m	0:56.55 [8] (0:13.28)	0:43.27 [7] (0:10.12)	0:33.15 [7] (0:10.43)	0:22.72 [6] (0:10.91)	0:11.81 [6] (0:11.81)	0.14L	0:33.15	+2
9	5	<b>FAMILY STAR</b> Isabella Teh	4	73.2 800m	0:10.13 800m	0:56.57 [9] (0:13.37)	0:43.20 [8] (0:10.13)	0:33.07 [8] (0:10.52)	0:22.55 [8] (0:10.76)	0:11.79 [8] (0:11.79)	0.02L	0:33.07	+0

Scratched: Haralben (#6), Desert Cowboy (#2)



Horse/Jockey Name	More The Merrier
Final Rank	1
Fastest Section Time (Section)	0:09.76 (800m)
Top Speed [km/h] (Section)	73.8 (800m)
Race State	Finished



Townsville QLD Professional

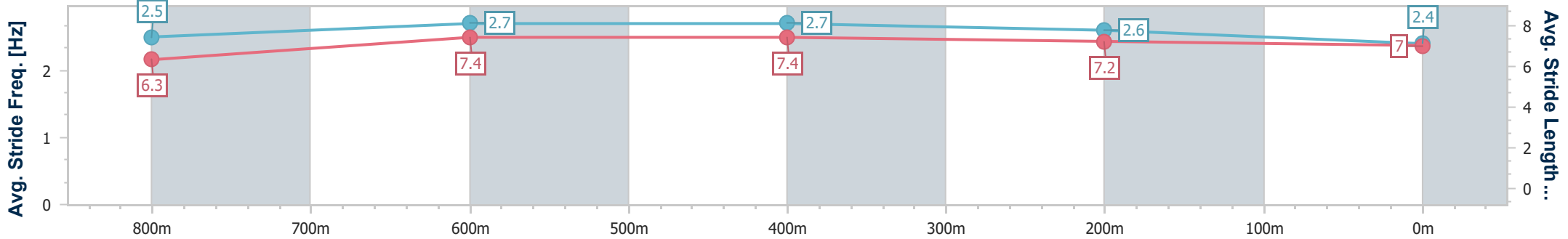
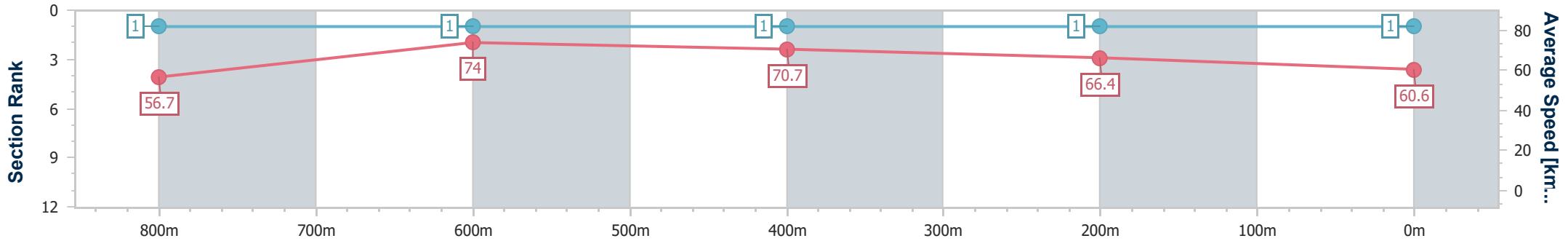
Race 6: Ladbrokes Easy Form OPEN Handicap - 1000m

07 May 2024 - 16:35

Track Rating: Soft, Weather: Fine, Rail Position: +4.5m 1000m-0m, +3m Remainder



Section	Overall	800m	600m	400m	200m
Section Times	0:55.61 [1] (0:12.72)	0:42.89 [1] (0:09.76)	0:33.13 [1] (0:10.29)	0:22.84 [1] (0:10.93)	0:11.91 [1] (0:11.91)
Average Speed [km/h]	56.7	74.0	70.7	66.4	60.6
Top Speed [km/h]	73.6	73.8	72.8	68.2	64.4
Avg. Dist. to Rail [m]	4.1	1.0	2.7	4.2	4.5
Avg. Stride Freq. [Hz]	2.5	2.7	2.7	2.6	2.4
Avg. Stride Length [m]	6.3	7.4	7.4	7.2	7.0



- [ ] Ranking at each section and finish
- .-.- No data available at this section
- NA No data available



Horse/Jockey Name	Torque Sensation
Final Rank	2
Fastest Section Time (Section)	0:10.05 (800m)
Top Speed [km/h] (Section)	73.2 (800m)
Race State	Finished



### Townsville QLD Professional

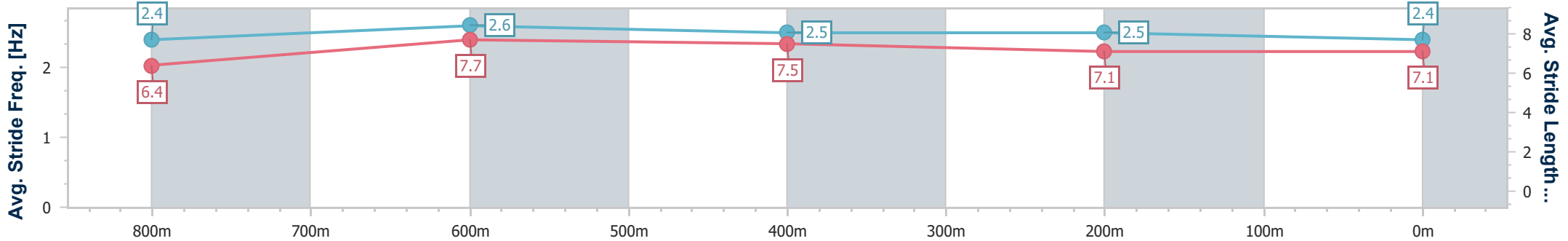
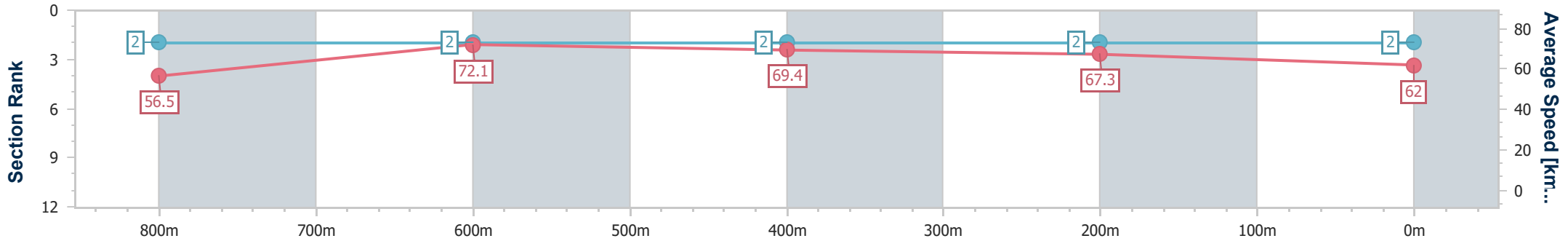
Race 6: Ladbrokes Easy Form OPEN Handicap - 1000m

07 May 2024 - 16:35

Track Rating: Soft, Weather: Fine, Rail Position: +4.5m 1000m-0m, +3m Remainder



Section	Overall	800m	600m	400m	200m
Section Times	0:55.65 [2] (0:12.74)	0:42.91 [2] (0:10.05)	0:32.86 [2] (0:10.48)	0:22.38 [2] (0:10.75)	0:11.63 [2] (0:11.63)
Average Speed [km/h]	56.5	72.1	69.4	67.3	62.0
Top Speed [km/h]	73.1	73.2	70.1	69.5	65.5
Avg. Dist. to Rail [m]	5.4	1.7	2.2	3.9	4.6
Avg. Stride Freq. [Hz]	2.4	2.6	2.5	2.5	2.4
Avg. Stride Length [m]	6.4	7.7	7.5	7.1	7.1



- [ ] Ranking at each section and finish
- .-.- No data available at this section
- NA No data available



Horse/Jockey Name	Bones
Final Rank	3
Fastest Section Time (Section)	0:10.05 (800m)
Top Speed [km/h] (Section)	74.2 (800m)
Race State	Finished



### Townsville QLD Professional

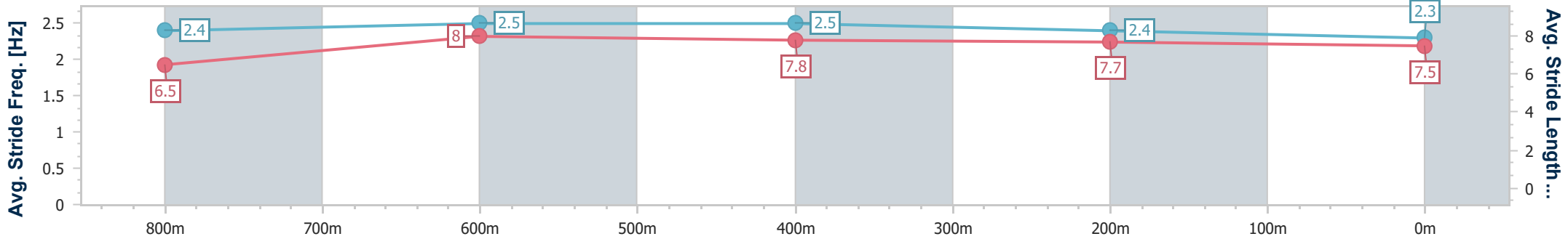
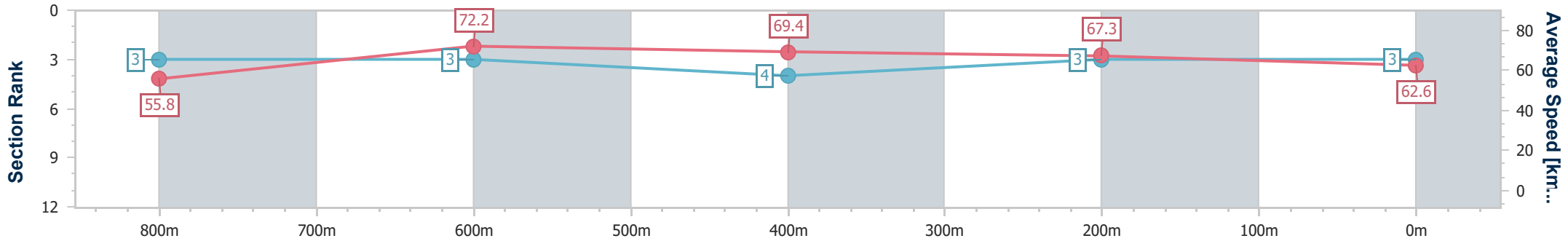
Race 6: Ladbrokes Easy Form OPEN Handicap - 1000m

07 May 2024 - 16:35

Track Rating: Soft, Weather: Fine, Rail Position: +4.5m 1000m-0m, +3m Remainder



Section	Overall	800m	600m	400m	200m
Section Times	0:55.72 [3] (0:12.91)	0:42.81 [3] (0:10.05)	0:32.76 [3] (0:10.49)	0:22.27 [4] (0:10.78)	0:11.49 [3] (0:11.49)
Average Speed [km/h]	55.8	72.2	69.4	67.3	62.6
Top Speed [km/h]	72.7	74.2	70.9	67.9	65.9
Avg. Dist. to Rail [m]	3.6	2.0	2.5	4.2	4.6
Avg. Stride Freq. [Hz]	2.4	2.5	2.5	2.4	2.3
Avg. Stride Length [m]	6.5	8.0	7.8	7.7	7.5



- [ ] Ranking at each section and finish
- .-.- No data available at this section
- NA No data available



Horse/Jockey Name	Missile Thunder
Final Rank	4
Fastest Section Time (Section)	0:09.99 (800m)
Top Speed [km/h] (Section)	74.6 (800m)
Race State	Finished



### Townsville QLD Professional

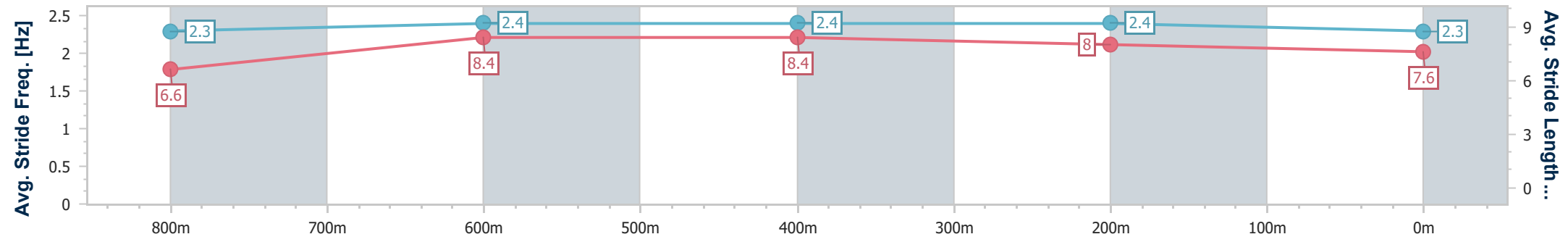
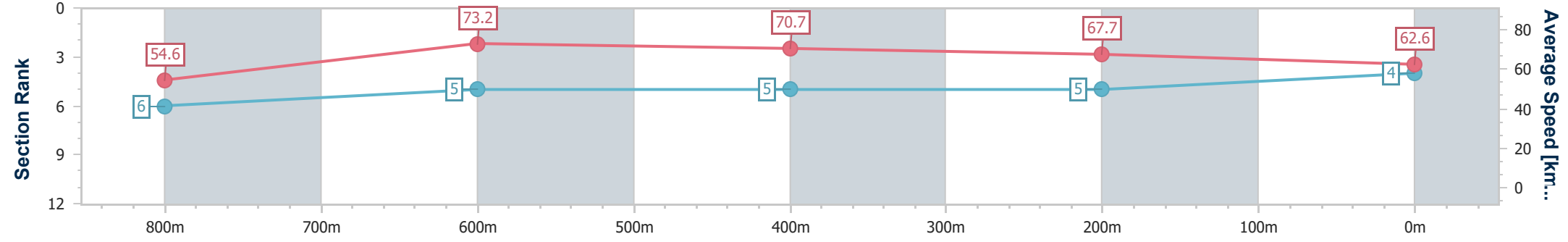
Race 6: Ladbrokes Easy Form OPEN Handicap - 1000m

07 May 2024 - 16:35

Track Rating: Soft, Weather: Fine, Rail Position: +4.5m 1000m-0m, +3m Remainder



Section	Overall	800m	600m	400m	200m
Section Times	0:55.79 [4] (0:13.18)	0:42.61 [6] (0:09.99)	0:32.62 [5] (0:10.34)	0:22.28 [5] (0:10.76)	0:11.52 [5] (0:11.52)
Average Speed [km/h]	54.6	73.2	70.7	67.7	62.6
Top Speed [km/h]	73.6	74.6	72.1	70.7	65.1
Avg. Dist. to Rail [m]	3.7	3.3	3.6	6.9	8.1
Avg. Stride Freq. [Hz]	2.3	2.4	2.4	2.4	2.3
Avg. Stride Length [m]	6.6	8.4	8.4	8.0	7.6



- [ ] Ranking at each section and finish
- .-.- No data available at this section
- NA No data available





Horse/Jockey Name	Ocean Emperor
Final Rank	5
Fastest Section Time (Section)	0:10.17 (800m)
Top Speed [km/h] (Section)	73.8 (800m)
Race State	Finished



### Townsville QLD Professional

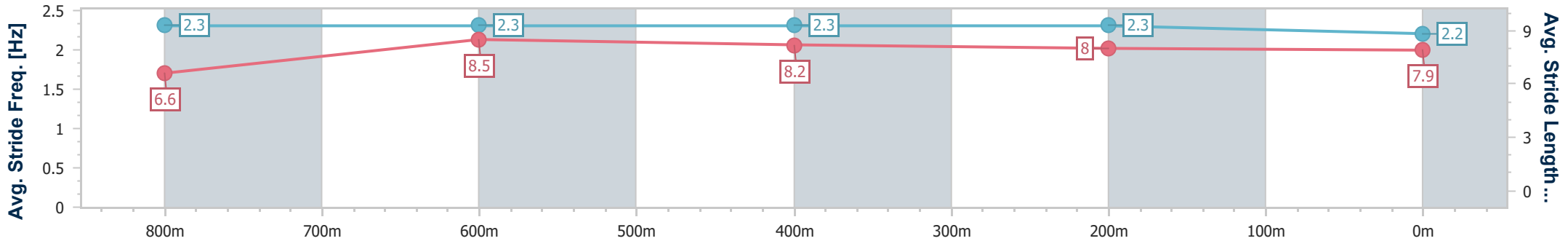
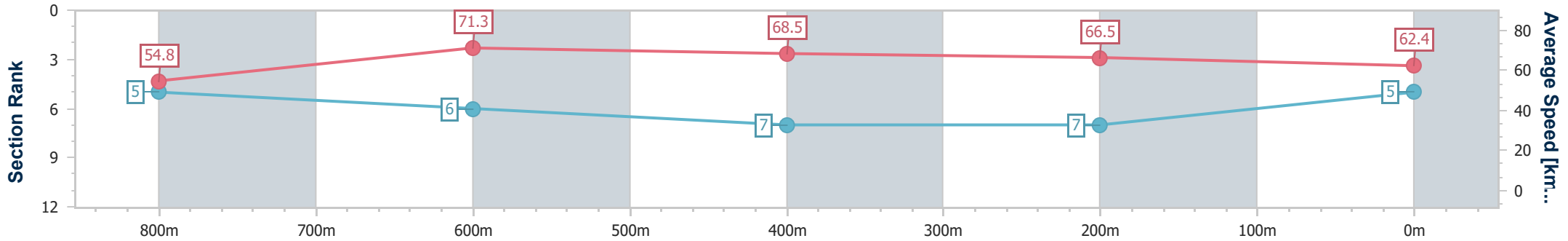
Race 6: Ladbrokes Easy Form OPEN Handicap - 1000m

07 May 2024 - 16:35

Track Rating: Soft, Weather: Fine, Rail Position: +4.5m 1000m-0m, +3m Remainder



Section	Overall	800m	600m	400m	200m
Section Times	0:56.22 [5] (0:13.13)	0:43.09 [5] (0:10.17)	0:32.92 [6] (0:10.55)	0:22.37 [7] (0:10.89)	0:11.48 [7] (0:11.48)
Average Speed [km/h]	54.8	71.3	68.5	66.5	62.4
Top Speed [km/h]	73.6	73.8	69.8	69.0	65.3
Avg. Dist. to Rail [m]	2.5	1.8	1.1	3.7	5.6
Avg. Stride Freq. [Hz]	2.3	2.3	2.3	2.3	2.2
Avg. Stride Length [m]	6.6	8.5	8.2	8.0	7.9



- [ ] Ranking at each section and finish
- .-.- No data available at this section
- NA No data available



Horse/Jockey Name	Gamboa
Final Rank	6
Fastest Section Time (Section)	0:10.01 (800m)
Top Speed [km/h] (Section)	74.5 (800m)
Race State	Finished



### Townsville QLD Professional

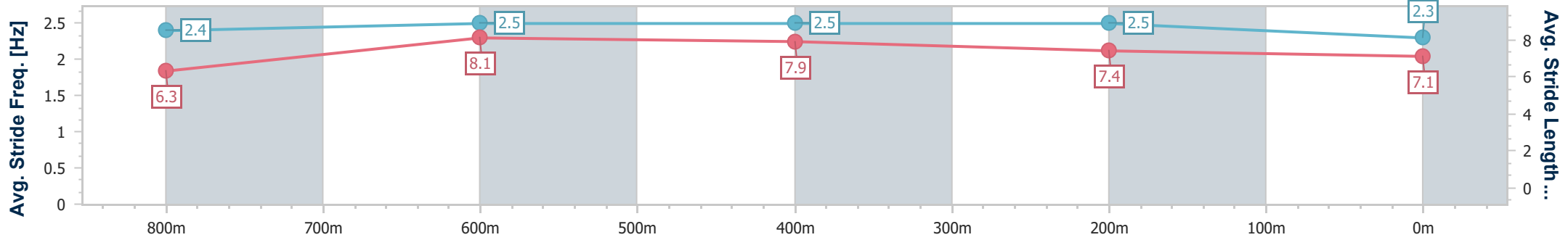
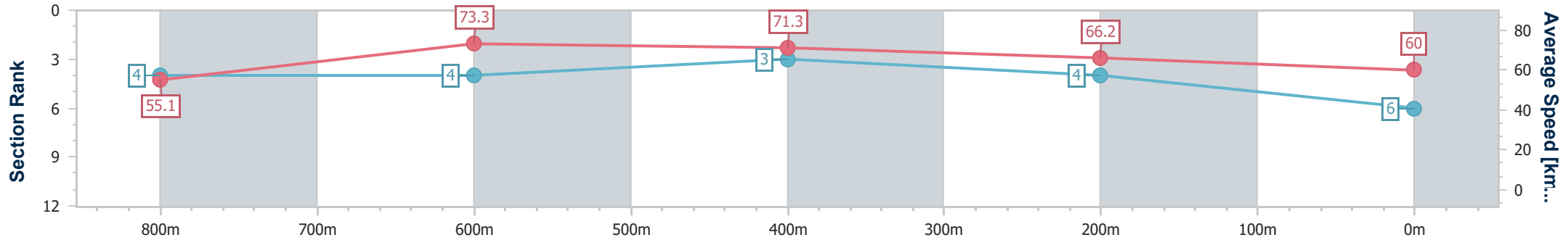
Race 6: Ladbrokes Easy Form OPEN Handicap - 1000m

07 May 2024 - 16:35

Track Rating: Soft, Weather: Fine, Rail Position: +4.5m 1000m-0m, +3m Remainder



Section	Overall	800m	600m	400m	200m
Section Times	0:56.26 [6] (0:13.05)	0:43.21 [4] (0:10.01)	0:33.20 [4] (0:10.25)	0:22.95 [3] (0:10.94)	0:12.01 [4] (0:12.01)
Average Speed [km/h]	55.1	73.3	71.3	66.2	60.0
Top Speed [km/h]	72.2	74.5	73.6	68.9	63.5
Avg. Dist. to Rail [m]	9.1	4.0	3.2	4.8	6.0
Avg. Stride Freq. [Hz]	2.4	2.5	2.5	2.5	2.3
Avg. Stride Length [m]	6.3	8.1	7.9	7.4	7.1



- [ ] Ranking at each section and finish
- .-.- No data available at this section
- NA No data available



Horse/Jockey Name	Go Getaboy
Final Rank	7
Fastest Section Time (Section)	0:10.41 (800m)
Top Speed [km/h] (Section)	71.1 (800m)
Race State	Finished



### Townsville QLD Professional

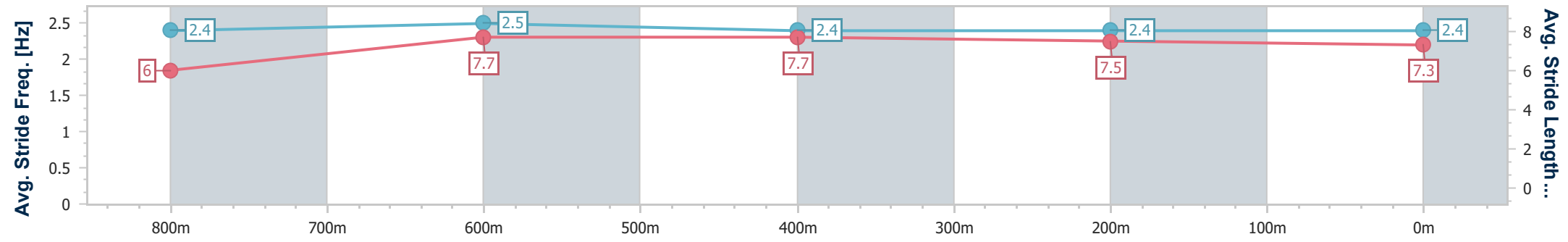
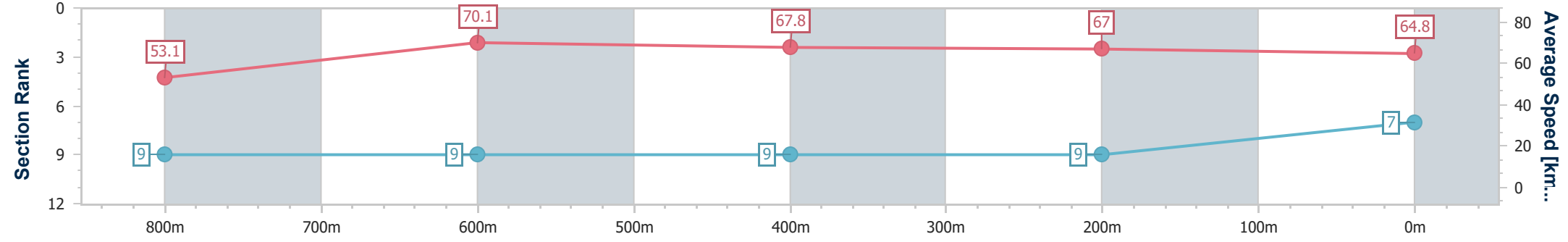
Race 6: Ladbrokes Easy Form OPEN Handicap - 1000m

07 May 2024 - 16:35

Track Rating: Soft, Weather: Fine, Rail Position: +4.5m 1000m-0m, +3m Remainder



Section	Overall	800m	600m	400m	200m
Section Times	0:56.41 [7] (0:13.59)	0:42.82 [9] (0:10.41)	0:32.41 [9] (0:10.56)	0:21.85 [9] (0:10.73)	0:11.12 [9] (0:11.12)
Average Speed [km/h]	53.1	70.1	67.8	67.0	64.8
Top Speed [km/h]	69.3	71.1	69.5	67.9	66.8
Avg. Dist. to Rail [m]	10.4	3.7	1.4	1.2	0.5
Avg. Stride Freq. [Hz]	2.4	2.5	2.4	2.4	2.4
Avg. Stride Length [m]	6.0	7.7	7.7	7.5	7.3



- [ ] Ranking at each section and finish
- .-.- No data available at this section
- NA No data available



Horse/Jockey Name	Gdansk
Final Rank	8
Fastest Section Time (Section)	0:10.12 (800m)
Top Speed [km/h] (Section)	73.5 (800m)
Race State	Finished



### Townsville QLD Professional

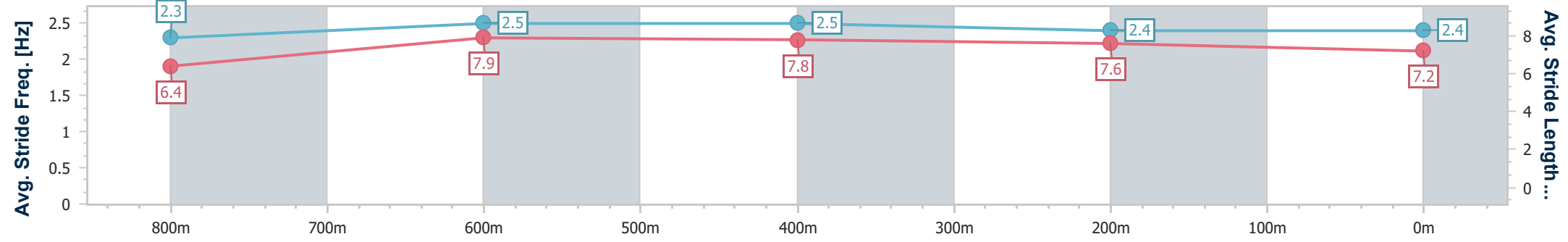
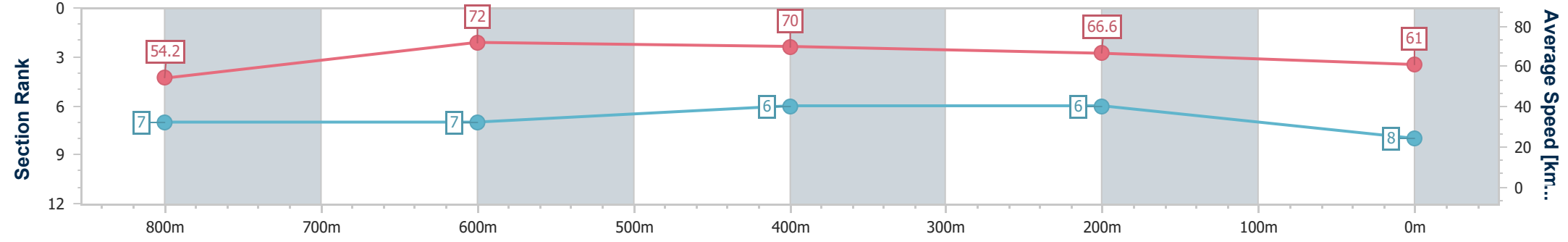
Race 6: Ladbrokes Easy Form OPEN Handicap - 1000m

07 May 2024 - 16:35

Track Rating: Soft, Weather: Fine, Rail Position: +4.5m 1000m-0m, +3m Remainder



Section	Overall	800m	600m	400m	200m
Section Times	0:56.55 [8] (0:13.28)	0:43.27 [7] (0:10.12)	0:33.15 [7] (0:10.43)	0:22.72 [6] (0:10.91)	0:11.81 [6] (0:11.81)
Average Speed [km/h]	54.2	72.0	70.0	66.6	61.0
Top Speed [km/h]	71.8	73.5	71.4	68.2	64.0
Avg. Dist. to Rail [m]	8.3	3.3	2.8	6.2	8.1
Avg. Stride Freq. [Hz]	2.3	2.5	2.5	2.4	2.4
Avg. Stride Length [m]	6.4	7.9	7.8	7.6	7.2



- [ ] Ranking at each section and finish
- .-.- No data available at this section
- NA No data available



Horse/Jockey Name	Family Star
Final Rank	9
Fastest Section Time (Section)	0:10.13 (800m)
Top Speed [km/h] (Section)	73.2 (800m)
Race State	Finished



### Townsville QLD Professional

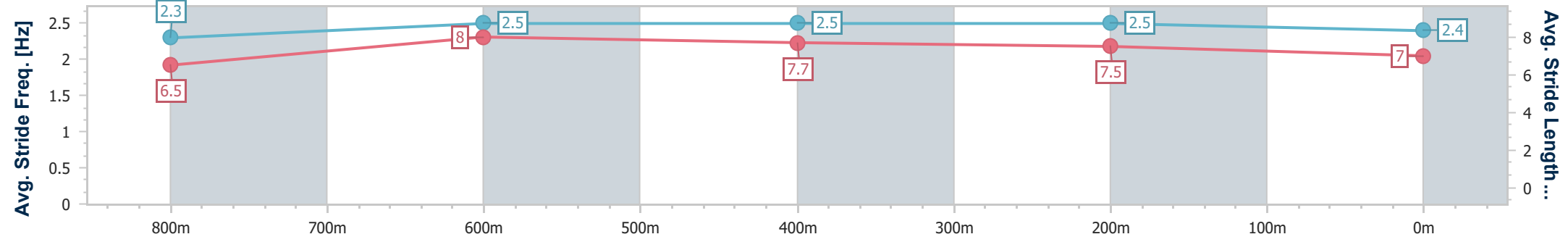
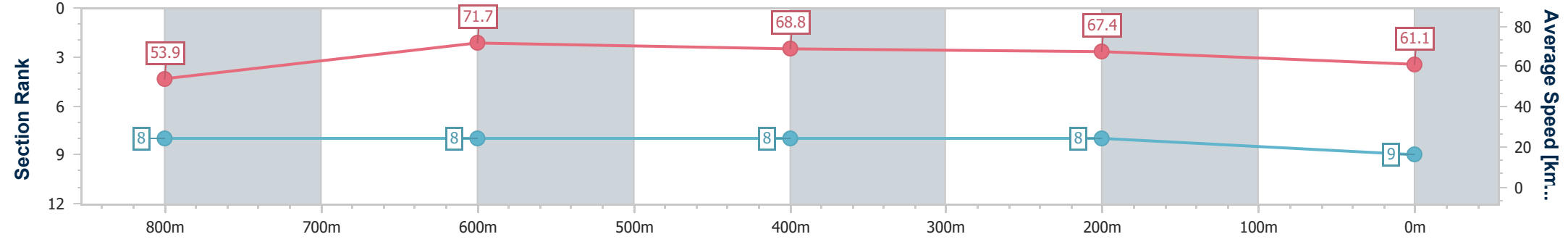
Race 6: Ladbrokes Easy Form OPEN Handicap - 1000m

07 May 2024 - 16:35

Track Rating: Soft, Weather: Fine, Rail Position: +4.5m 1000m-0m, +3m Remainder



Section	Overall	800m	600m	400m	200m
Section Times	0:56.57 [9] (0:13.37)	0:43.20 [8] (0:10.13)	0:33.07 [8] (0:10.52)	0:22.55 [8] (0:10.76)	0:11.79 [8] (0:11.79)
Average Speed [km/h]	53.9	71.7	68.8	67.4	61.1
Top Speed [km/h]	71.4	73.2	70.4	69.0	65.3
Avg. Dist. to Rail [m]	4.6	2.2	1.6	5.4	8.7
Avg. Stride Freq. [Hz]	2.3	2.5	2.5	2.5	2.4
Avg. Stride Length [m]	6.5	8.0	7.7	7.5	7.0



- [ ] Ranking at each section and finish
- .-.- No data available at this section
- NA No data available



# Townsville QLD Professional

## Race 7: Tradies Race Day Friday 17 May BM55 Handicap - 1200m

07 May 2024 - 17:11



Track Rating: Soft, Weather: Fine, Rail Position: +4.5m 1000m-0m, +3m Remainder

Section		Overall										Last 600m	
Field Times		1:10.11										0:35.20	
		(0:13.29)											
		1000m											
		0:56.82											
		(0:10.72)											
		800m											
		0:46.10											
		(0:10.90)											
		600m											
		0:35.20											
		(0:11.30)											
		400m											
		0:23.90											
		(0:11.61)											
		200m											
		0:12.29											
		(0:12.29)											
Rank	TAB	Horse/Jockey	Barrier	Top Speed [km/h]	Fastest Section	Overall	1000m	800m	600m	400m	200m	Margin	Distance Travelled [m]
1	10	I EFF OH	6	67.7	0:10.97	1:10.11 [1]	0:56.82 [1]	0:45.85 [2]	0:34.86 [3]	0:23.66 [2]	0:12.28 [2]	1:10.11	0:34.86
		Gabrielle Semmens		Overall	1000m	(0:13.29)	(0:10.97)	(0:10.99)	(0:11.20)	(0:11.38)	(0:12.28)		
2	4	HIT SNOOZE	10	69.7	0:10.48	1:10.14 [2]	0:56.61 [3]	0:46.13 [1]	0:35.23 [1]	0:23.93 [1]	0:12.32 [1]	0.03L	0:35.23 +1
		Ashley Butler		1000m	1000m	(0:13.53)	(0:10.48)	(0:10.90)	(0:11.30)	(0:11.61)	(0:12.32)		
3	11	LISTEN LISTEN	5	67.8	0:10.86	1:10.24 [3]	0:56.61 [4]	0:45.75 [4]	0:34.87 [4]	0:23.64 [4]	0:12.24 [3]	0.1L	0:34.87 +7
		Graham Kliese		800m	1000m	(0:13.63)	(0:10.86)	(0:10.88)	(0:11.23)	(0:11.40)	(0:12.24)		
4	2	ZOUHOPE	12	67.9	0:10.80	1:10.26 [4]	0:56.39 [6]	0:45.59 [6]	0:34.63 [6]	0:23.49 [6]	0:12.07 [5]	0.02L	0:34.63 +8
		Tyler Leslight		1000m	1000m	(0:13.87)	(0:10.80)	(0:10.96)	(0:11.14)	(0:11.42)	(0:12.07)		
5	6	SENSATIONABULL	1	66.9	0:10.89	1:10.31 [5]	0:56.82 [2]	0:45.74 [5]	0:34.85 [5]	0:23.50 [7]	0:12.11 [7]	0.05L	0:34.85 +2
		Chelsea Jokic		800m	800m	(0:13.49)	(0:11.08)	(0:10.89)	(0:11.35)	(0:11.39)	(0:12.11)		
6	13	LIGHTHEADEDNESS	14	67.1	0:10.87	1:10.43 [6]	0:56.23 [11]	0:45.36 [11]	0:34.38 [10]	0:23.29 [10]	0:11.95 [9]	0.12L	0:34.38 +8
		Adrian Layt		600m	1000m	(0:14.20)	(0:10.87)	(0:10.98)	(0:11.09)	(0:11.34)	(0:11.95)		
7	8	VILA TINTO	9	68.7	0:10.89	1:10.45 [7]	0:56.44 [10]	0:45.53 [9]	0:34.60 [8]	0:23.71 [5]	0:12.26 [6]	0.02L	0:34.60 +7
		Rebecca Wilson		800m	600m	(0:14.01)	(0:10.91)	(0:10.93)	(0:10.89)	(0:11.45)	(0:12.26)		
8	9	IRISH MAUDIE	2	67.4	0:10.91	1:10.91 [8]	0:56.99 [8]	0:46.08 [7]	0:35.17 [7]	0:23.91 [8]	0:12.56 [8]	0.46L	0:35.17 +0
		Scott Sheargold		800m	1000m	(0:13.92)	(0:10.91)	(0:10.91)	(0:11.26)	(0:11.35)	(0:12.56)		
9	17	TENNAGAIN	17	73.8	0:10.58	1:10.91 [9]	0:57.14 [5]	0:46.56 [3]	0:35.71 [2]	0:24.40 [3]	0:12.73 [4]	0L	0:35.71 +4
		Lacey Morrison		Overall	1000m	(0:13.77)	(0:10.58)	(0:10.85)	(0:11.31)	(0:11.67)	(0:12.73)		
10	16	WISHNOWSKY	11	67.3	0:10.96	1:10.95 [10]	0:56.95 [9]	0:45.99 [10]	0:34.83 [12]	0:23.72 [12]	0:12.23 [11]	0.04L	0:34.83 +14
		Jenna Edwards		1000m	1000m	(0:14.00)	(0:10.96)	(0:11.16)	(0:11.11)	(0:11.49)	(0:12.23)		

Scratched: Kefalonia (#1), Let's Roll (#14), Nic Me Some (#5), Admiral Ash (#18), Ice Skater (#15)

[ ] Ranking at each section and finish  
 -:-:- No data available at this section  
 NA No data available

SCN Saddle cloth number  
 DNF Did not finish  
 DNT Did not track



# Townsville QLD Professional

## Race 7: Tradies Race Day Friday 17 May BM55 Handicap - 1200m

07 May 2024 - 17:11



Track Rating: Soft, Weather: Fine, Rail Position: +4.5m 1000m-0m, +3m Remainder

Section		Overall	1000m	800m	600m	400m	200m	Last 600m					
Field Times		1:10.11 (0:13.29)	0:56.82 (0:10.72)	0:46.10 (0:10.90)	0:35.20 (0:11.30)	0:23.90 (0:11.61)	0:12.29 (0:12.29)	0:35.20					
Rank	TAB Horse/Jockey	Barrier	Top Speed [km/h]	Fastest Section	Margin							Distance Travelled [m]	
11	3 COLLOMBATTI Lachlan Overall	4	67.6 800m	0:10.97 1000m	1:11.05 [11] (0:13.89)	0:57.16 [7] (0:10.97)	0:46.19 [8] (0:10.99)	0:35.20 [9] (0:11.27)	0:23.93 [9] (0:11.49)	0:12.44 [10] (0:12.44)	0.1L	0:35.20	+6
12	12 OH MY HAT Tahlia Fenlon	15	68.3 1000m	0:10.71 1000m	1:11.57 [12] (0:14.71)	0:56.86 [13] (0:10.71)	0:46.15 [13] (0:11.08)	0:35.07 [13] (0:11.13)	0:23.94 [13] (0:11.38)	0:12.56 [13] (0:12.56)	0.52L	0:35.07	+8
13	7 MCNAIR Carl Spry	3	67.8 1000m	0:10.83 1000m	1:12.49 [13] (0:14.27)	0:58.22 [12] (0:10.83)	0:47.39 [12] (0:11.00)	0:36.39 [11] (0:11.13)	0:25.26 [11] (0:11.54)	0:13.72 [12] (0:13.72)	0.92L	0:36.39	-2

Scratched: Kefalonia (#1), Let's Roll (#14), Nic Me Some (#5), Admiral Ash (#18), Ice Skater (#15)



Horse/Jockey Name	I Eff Oh
Final Rank	1
Fastest Section Time (Section)	0:10.97 (1000m)
Top Speed [km/h] (Section)	67.7 (Overall)
Race State	Finished



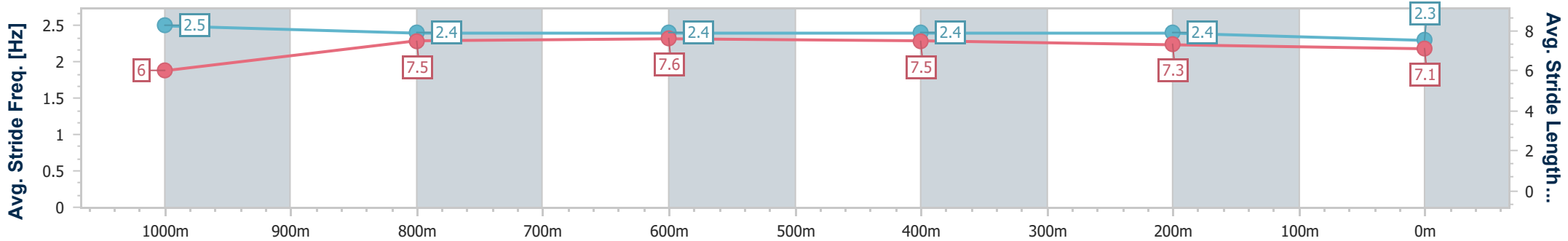
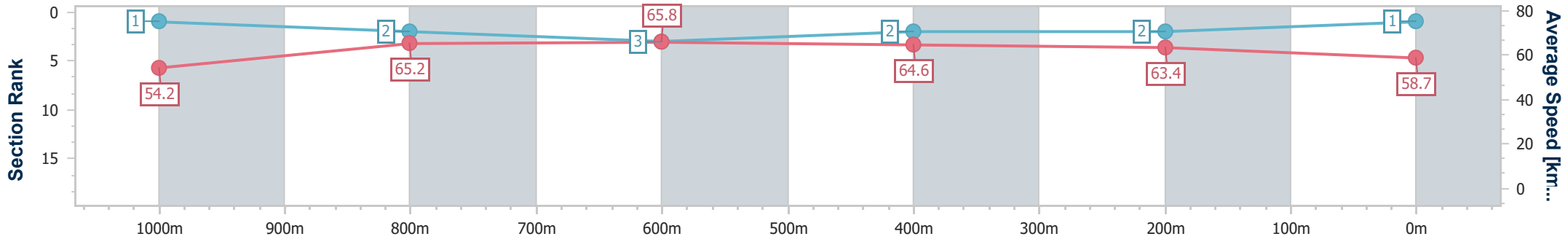
Townsville QLD Professional  
Race 7: Tradies Race Day Friday 17 May BM55 Handicap - 1200m



07 May 2024 - 17:11

Track Rating: Soft, Weather: Fine, Rail Position: +4.5m 1000m-0m, +3m Remainder

Section	Overall	1000m	800m	600m	400m	200m
Section Times	1:10.11 [1] (0:13.29)	0:56.82 [1] (0:10.97)	0:45.85 [2] (0:10.99)	0:34.86 [3] (0:11.20)	0:23.66 [2] (0:11.38)	0:12.28 [2] (0:12.28)
Average Speed [km/h]	54.2	65.2	65.8	64.6	63.4	58.7
Top Speed [km/h]	67.7	66.9	67.0	65.4	64.6	62.4
Avg. Dist. to Rail [m]	4.3	1.5	0.7	0.9	2.2	3.2
Avg. Stride Freq. [Hz]	2.5	2.4	2.4	2.4	2.4	2.3
Avg. Stride Length [m]	6.0	7.5	7.6	7.5	7.3	7.1



- [ ] Ranking at each section and finish
- .-.- No data available at this section
- NA No data available





Horse/Jockey Name	Hit Snooze
Final Rank	2
Fastest Section Time (Section)	0:10.48 (1000m)
Top Speed [km/h] (Section)	69.7 (1000m)
Race State	Finished



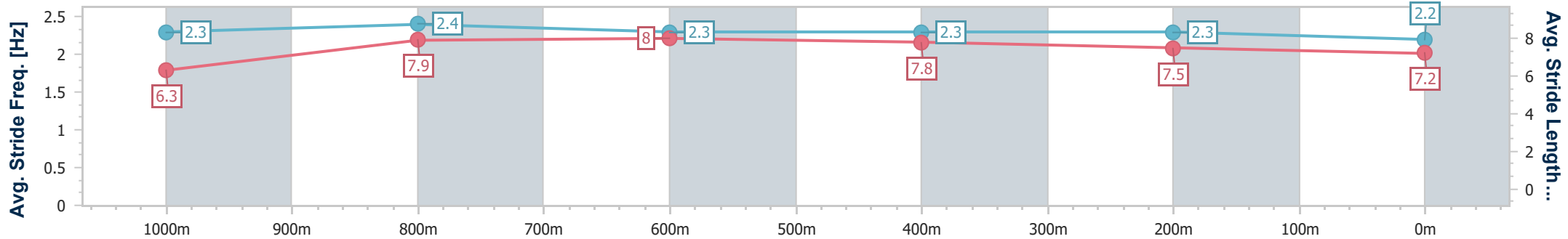
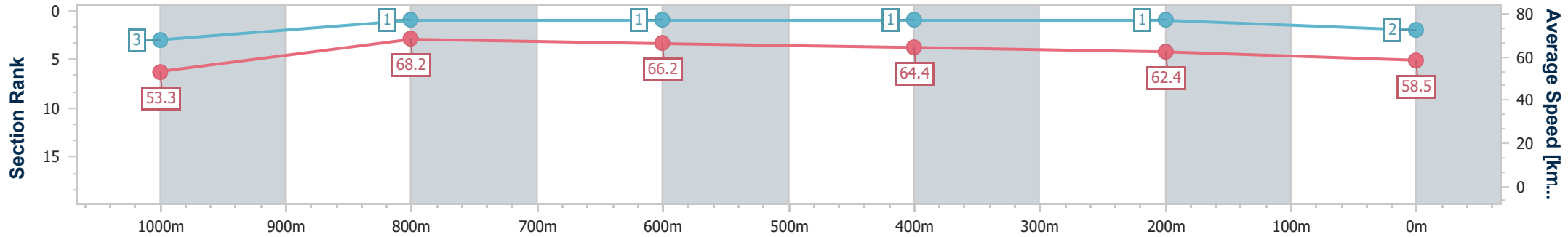
Townsville QLD Professional  
Race 7: Tradies Race Day Friday 17 May BM55 Handicap - 1200m



07 May 2024 - 17:11

Track Rating: Soft, Weather: Fine, Rail Position: +4.5m 1000m-0m, +3m Remainder

Section	Overall	1000m	800m	600m	400m	200m								
Section Times	1:10.14 [2] (0:13.53)	0:56.61 [3] (0:10.48)	0:46.13 [1] (0:10.90)	0:35.23 [1] (0:11.30)	0:23.93 [1] (0:11.61)	0:12.32 [1] (0:12.32)								
Average Speed [km/h]	53.3	68.2	66.2	64.4	62.4	58.5								
Top Speed [km/h]	69.0	69.7	67.4	65.4	63.7	60.8								
Avg. Dist. to Rail [m]	5.2	1.6	0.7	2.3	3.5	4.0								
Avg. Stride Freq. [Hz]	2.3	2.4	2.3	2.3	2.3	2.2								
Avg. Stride Length [m]	6.3	7.9	8.0	7.8	7.5	7.2								



- [ ] Ranking at each section and finish
- .-.- No data available at this section
- NA No data available



Horse/Jockey Name	Listen Listen
Final Rank	3
Fastest Section Time (Section)	0:10.86 (1000m)
Top Speed [km/h] (Section)	67.8 (800m)
Race State	Finished



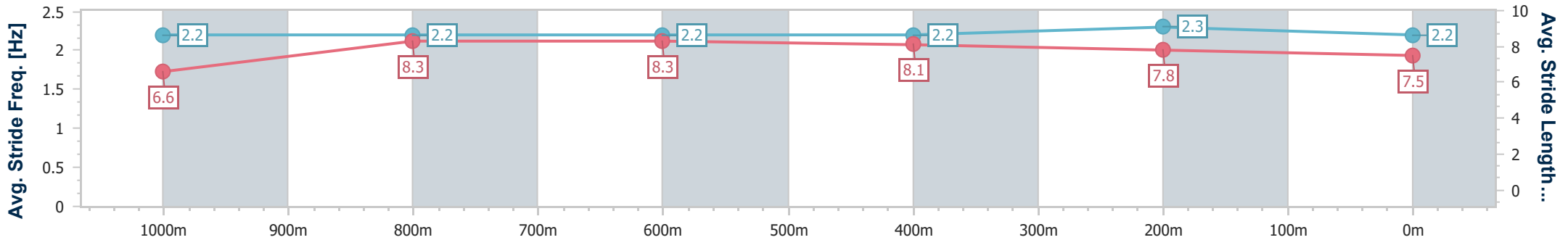
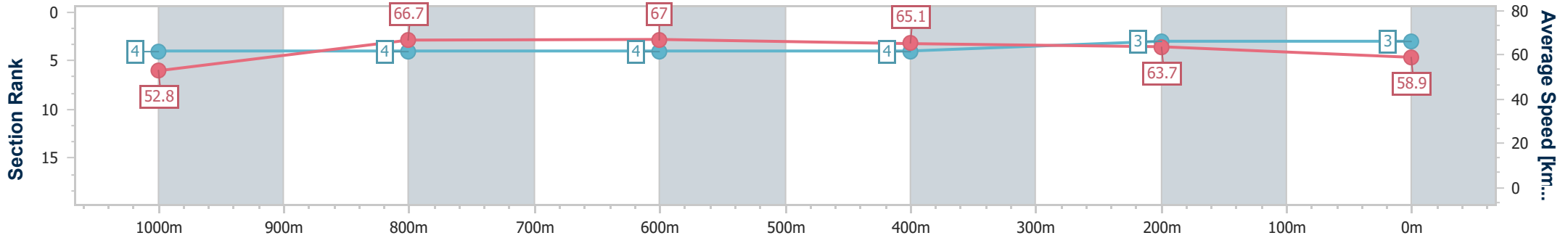
Townsville QLD Professional  
Race 7: Tradies Race Day Friday 17 May BM55 Handicap - 1200m



07 May 2024 - 17:11

Track Rating: Soft, Weather: Fine, Rail Position: +4.5m 1000m-0m, +3m Remainder

Section	Overall	1000m	800m	600m	400m	200m
Section Times	1:10.24 [3] (0:13.63)	0:56.61 [4] (0:10.86)	0:45.75 [4] (0:10.88)	0:34.87 [4] (0:11.23)	0:23.64 [4] (0:11.40)	0:12.24 [3] (0:12.24)
Average Speed [km/h]	52.8	66.7	67.0	65.1	63.7	58.9
Top Speed [km/h]	66.7	67.7	67.8	66.1	65.1	61.9
Avg. Dist. to Rail [m]	4.5	1.2	2.4	2.7	6.1	7.6
Avg. Stride Freq. [Hz]	2.2	2.2	2.2	2.2	2.3	2.2
Avg. Stride Length [m]	6.6	8.3	8.3	8.1	7.8	7.5



- [ ] Ranking at each section and finish
- .-.- No data available at this section
- NA No data available



Horse/Jockey Name	Zouhope
Final Rank	4
Fastest Section Time (Section)	0:10.80 (1000m)
Top Speed [km/h] (Section)	67.9 (1000m)
Race State	Finished



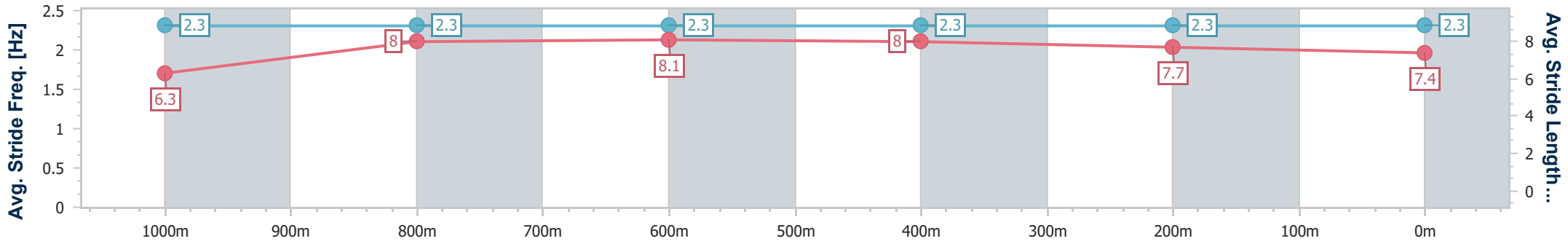
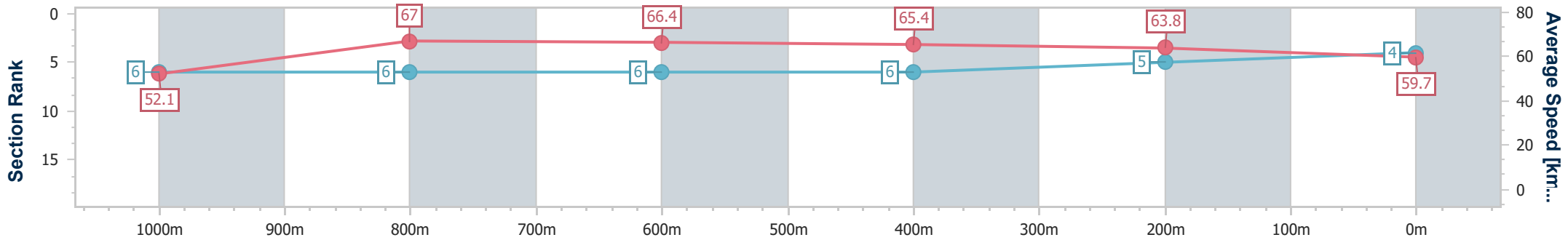
Townsville QLD Professional  
Race 7: Tradies Race Day Friday 17 May BM55 Handicap - 1200m



07 May 2024 - 17:11

Track Rating: Soft, Weather: Fine, Rail Position: +4.5m 1000m-0m, +3m Remainder

Section	Overall	1000m	800m	600m	400m	200m
Section Times	1:10.26 [4] (0:13.87)	0:56.39 [6] (0:10.80)	0:45.59 [6] (0:10.96)	0:34.63 [6] (0:11.14)	0:23.49 [6] (0:11.42)	0:12.07 [5] (0:12.07)
Average Speed [km/h]	52.1	67.0	66.4	65.4	63.8	59.7
Top Speed [km/h]	67.8	67.9	67.3	66.5	65.2	62.4
Avg. Dist. to Rail [m]	7.3	1.3	1.7	2.8	6.3	6.7
Avg. Stride Freq. [Hz]	2.3	2.3	2.3	2.3	2.3	2.3
Avg. Stride Length [m]	6.3	8.0	8.1	8.0	7.7	7.4



- [ ] Ranking at each section and finish
- .-.- No data available at this section
- NA No data available



Horse/Jockey Name	Sensationabull
Final Rank	5
Fastest Section Time (Section)	0:10.89 (800m)
Top Speed [km/h] (Section)	66.9 (800m)
Race State	Finished



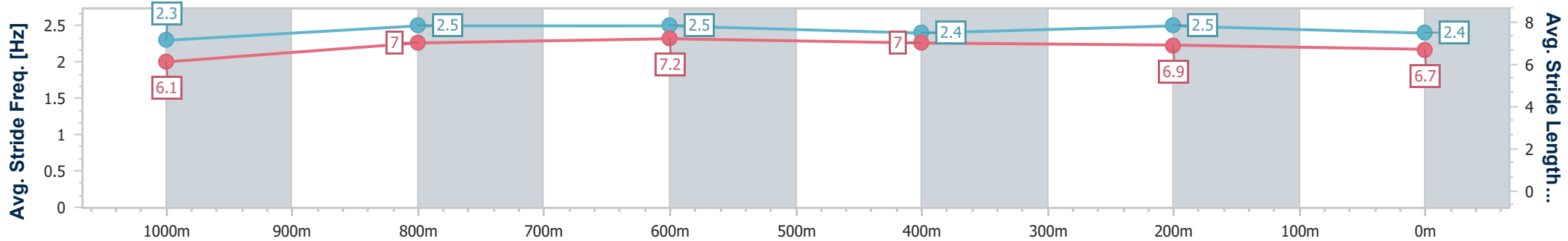
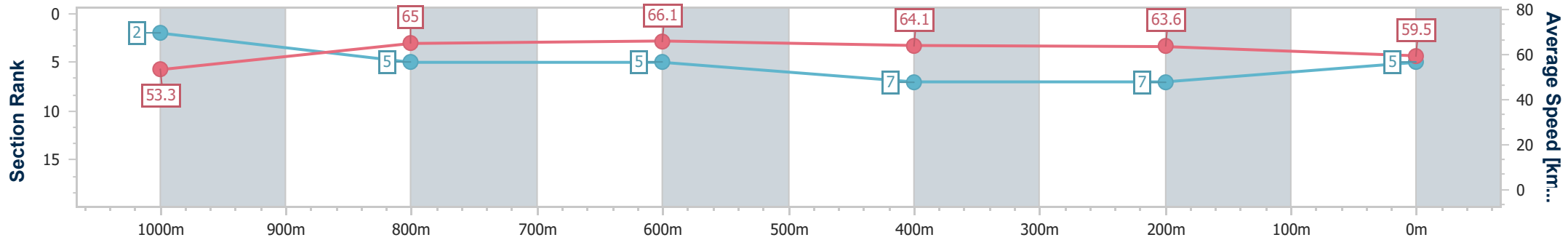
Townsville QLD Professional  
Race 7: Tradies Race Day Friday 17 May BM55 Handicap - 1200m



07 May 2024 - 17:11

Track Rating: Soft, Weather: Fine, Rail Position: +4.5m 1000m-0m, +3m Remainder

Section	Overall	1000m	800m	600m	400m	200m
Section Times	1:10.31 [5] (0:13.49)	0:56.82 [2] (0:11.08)	0:45.74 [5] (0:10.89)	0:34.85 [5] (0:11.35)	0:23.50 [7] (0:11.39)	0:12.11 [7] (0:12.11)
Average Speed [km/h]	53.3	65.0	66.1	64.1	63.6	59.5
Top Speed [km/h]	65.6	65.5	66.9	65.1	64.6	61.8
Avg. Dist. to Rail [m]	2.1	0.4	0.4	1.7	3.9	5.8
Avg. Stride Freq. [Hz]	2.3	2.5	2.5	2.4	2.5	2.4
Avg. Stride Length [m]	6.1	7.0	7.2	7.0	6.9	6.7



- [ ] Ranking at each section and finish
- .-.- No data available at this section
- NA No data available



Horse/Jockey Name	Lighthheadedness
Final Rank	6
Fastest Section Time (Section)	0:10.87 (1000m)
Top Speed [km/h] (Section)	67.1 (600m)
Race State	Finished



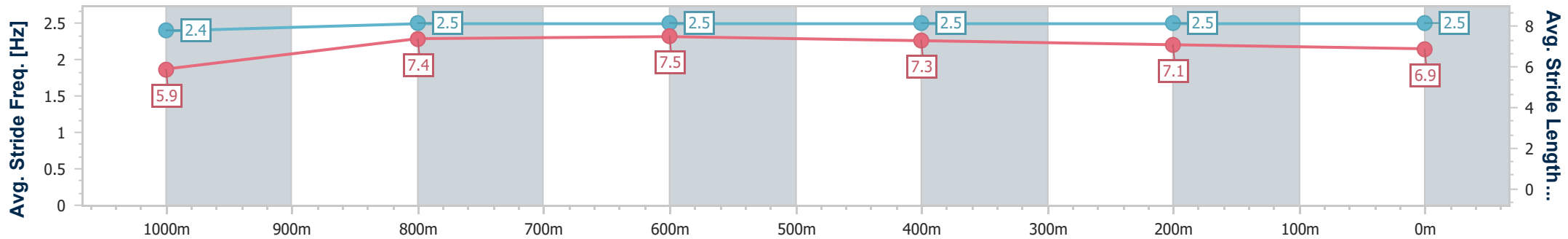
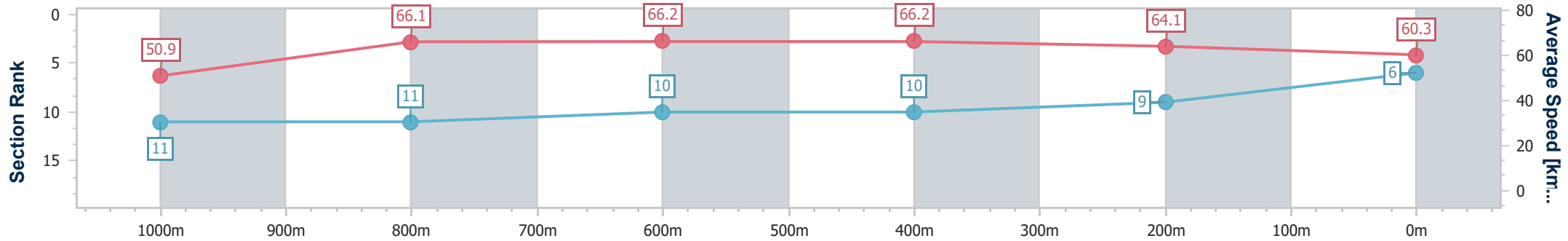
Townsville QLD Professional  
Race 7: Tradies Race Day Friday 17 May BM55 Handicap - 1200m



07 May 2024 - 17:11

Track Rating: Soft, Weather: Fine, Rail Position: +4.5m 1000m-0m, +3m Remainder

Section	Overall	1000m	800m	600m	400m	200m								
Section Times	1:10.43 [6] (0:14.20)	0:56.23 [11] (0:10.87)	0:45.36 [11] (0:10.98)	0:34.38 [10] (0:11.09)	0:23.29 [10] (0:11.34)	0:11.95 [9] (0:11.95)								
Average Speed [km/h]	50.9	66.1	66.2	66.2	64.1	60.3								
Top Speed [km/h]	67.1	66.8	67.0	67.1	65.9	63.3								
Avg. Dist. to Rail [m]	6.9	0.7	2.0	3.9	7.6	11.3								
Avg. Stride Freq. [Hz]	2.4	2.5	2.5	2.5	2.5	2.5								
Avg. Stride Length [m]	5.9	7.4	7.5	7.3	7.1	6.9								



- [ ] Ranking at each section and finish
- .-.- No data available at this section
- NA No data available



Horse/Jockey Name	Vila Tinto
Final Rank	7
Fastest Section Time (Section)	0:10.89 (600m)
Top Speed [km/h] (Section)	68.7 (800m)
Race State	Finished



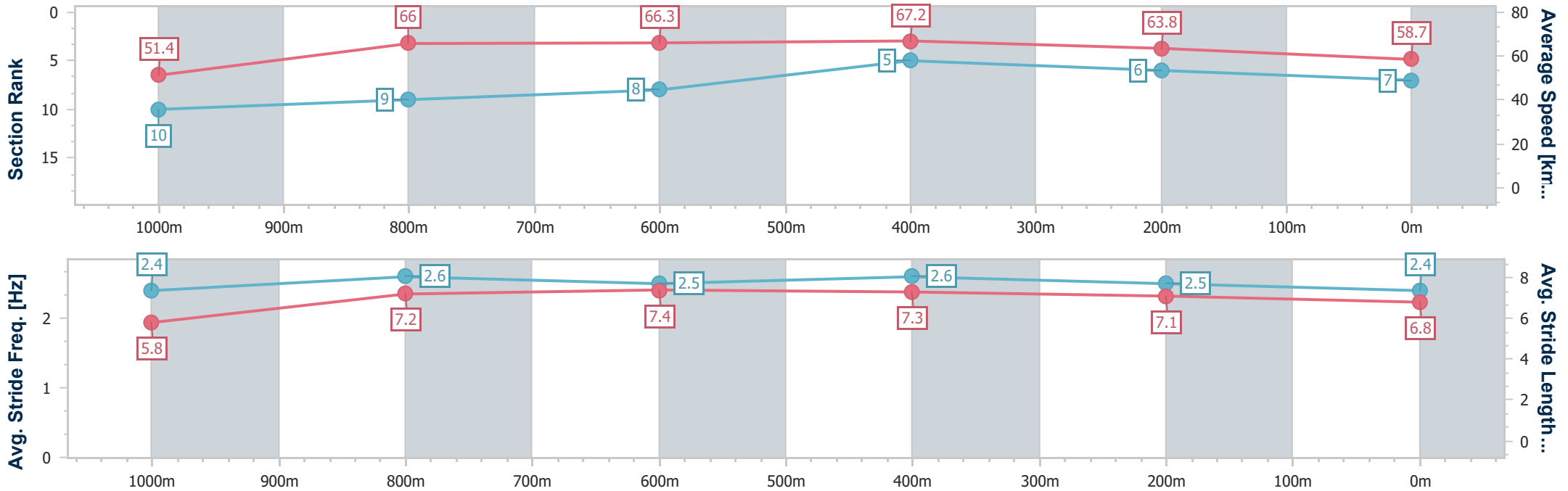
Townsville QLD Professional  
Race 7: Tradies Race Day Friday 17 May BM55 Handicap - 1200m



07 May 2024 - 17:11

Track Rating: Soft, Weather: Fine, Rail Position: +4.5m 1000m-0m, +3m Remainder

Section	Overall	1000m	800m	600m	400m	200m
Section Times	1:10.45 [7] (0:14.01)	0:56.44 [10] (0:10.91)	0:45.53 [9] (0:10.93)	0:34.60 [8] (0:10.89)	0:23.71 [5] (0:11.45)	0:12.26 [6] (0:12.26)
Average Speed [km/h]	51.4	66.0	66.3	67.2	63.8	58.7
Top Speed [km/h]	67.0	67.0	68.7	68.7	67.0	62.3
Avg. Dist. to Rail [m]	4.3	0.5	1.3	3.5	7.5	8.7
Avg. Stride Freq. [Hz]	2.4	2.6	2.5	2.6	2.5	2.4
Avg. Stride Length [m]	5.8	7.2	7.4	7.3	7.1	6.8



- [ ] Ranking at each section and finish
- .-.- No data available at this section
- NA No data available



Horse/Jockey Name	Irish Maudie
Final Rank	8
Fastest Section Time (Section)	0:10.91 (1000m)
Top Speed [km/h] (Section)	67.4 (800m)
Race State	Finished



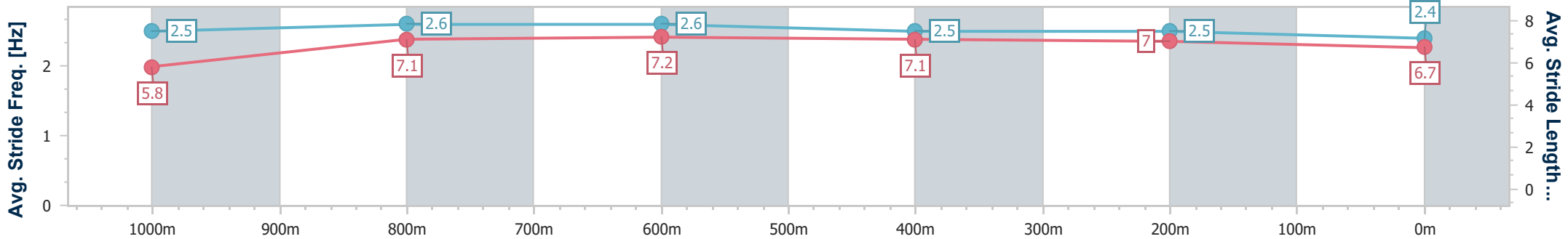
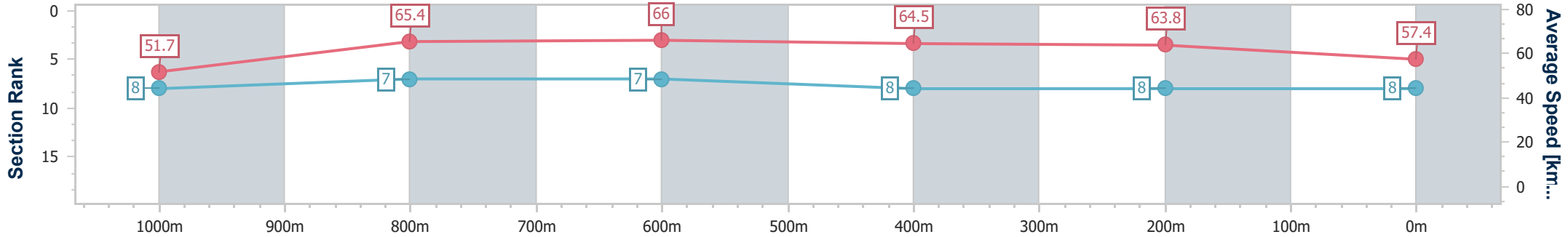
Townsville QLD Professional  
Race 7: Tradies Race Day Friday 17 May BM55 Handicap - 1200m



07 May 2024 - 17:11

Track Rating: Soft, Weather: Fine, Rail Position: +4.5m 1000m-0m, +3m Remainder

Section	Overall	1000m	800m	600m	400m	200m
Section Times	1:10.91 [8] (0:13.92)	0:56.99 [8] (0:10.91)	0:46.08 [7] (0:10.91)	0:35.17 [7] (0:11.26)	0:23.91 [8] (0:11.35)	0:12.56 [8] (0:12.56)
Average Speed [km/h]	51.7	65.4	66.0	64.5	63.8	57.4
Top Speed [km/h]	66.6	67.2	67.4	66.2	65.1	61.6
Avg. Dist. to Rail [m]	2.6	1.7	0.3	1.8	4.5	4.9
Avg. Stride Freq. [Hz]	2.5	2.6	2.6	2.5	2.5	2.4
Avg. Stride Length [m]	5.8	7.1	7.2	7.1	7.0	6.7



- [ ] Ranking at each section and finish
- .-.- No data available at this section
- NA No data available



Horse/Jockey Name	Tennagain
Final Rank	9
Fastest Section Time (Section)	0:10.58 (1000m)
Top Speed [km/h] (Section)	73.8 (Overall)
Race State	Finished



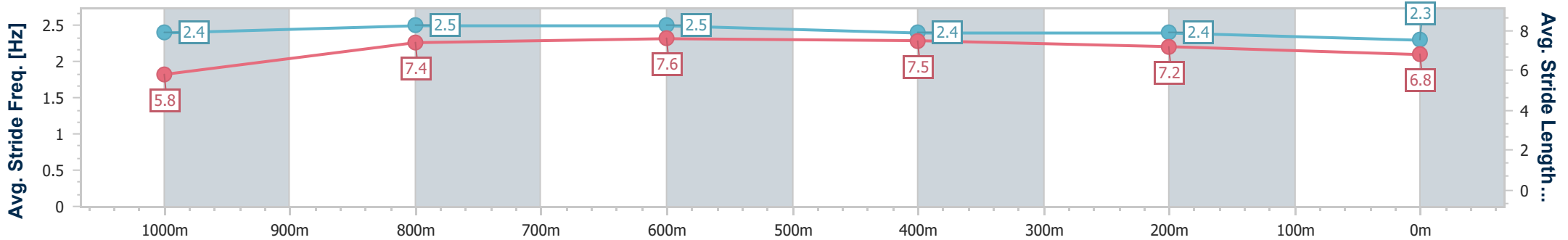
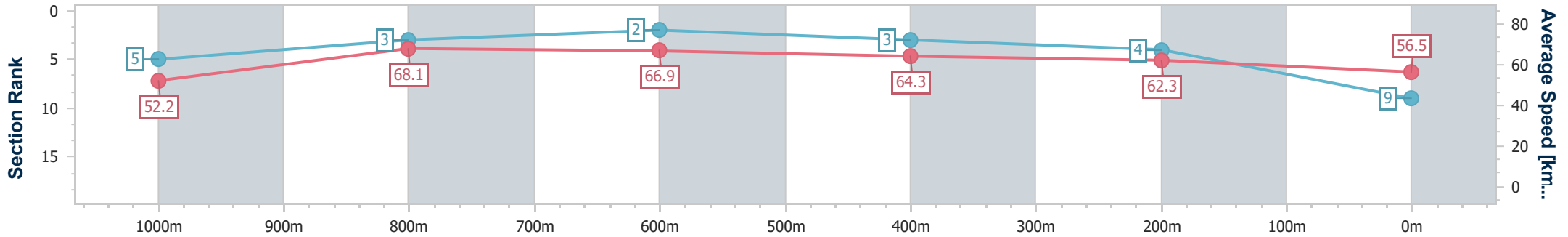
Townsville QLD Professional  
Race 7: Tradies Race Day Friday 17 May BM55 Handicap - 1200m



07 May 2024 - 17:11

Track Rating: Soft, Weather: Fine, Rail Position: +4.5m 1000m-0m, +3m Remainder

Section	Overall	1000m	800m	600m	400m	200m
Section Times	1:10.91 [9] (0:13.77)	0:57.14 [5] (0:10.58)	0:46.56 [3] (0:10.85)	0:35.71 [2] (0:11.31)	0:24.40 [3] (0:11.67)	0:12.73 [4] (0:12.73)
Average Speed [km/h]	52.2	68.1	66.9	64.3	62.3	56.5
Top Speed [km/h]	73.8	73.4	68.0	65.9	63.7	60.4
Avg. Dist. to Rail [m]	6.4	1.3	1.7	1.9	5.8	6.9
Avg. Stride Freq. [Hz]	2.4	2.5	2.5	2.4	2.4	2.3
Avg. Stride Length [m]	5.8	7.4	7.6	7.5	7.2	6.8



- [ ] Ranking at each section and finish
- .-.- No data available at this section
- NA No data available





Horse/Jockey Name	Wishnowsky
Final Rank	10
Fastest Section Time (Section)	0:10.96 (1000m)
Top Speed [km/h] (Section)	67.3 (1000m)
Race State	Finished



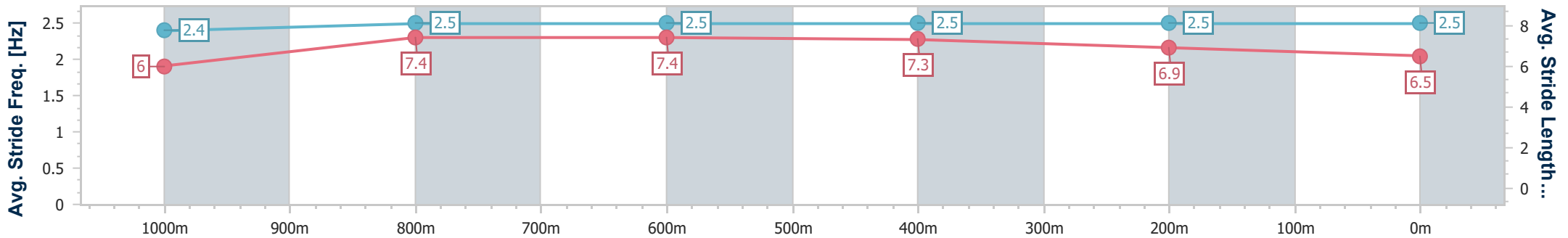
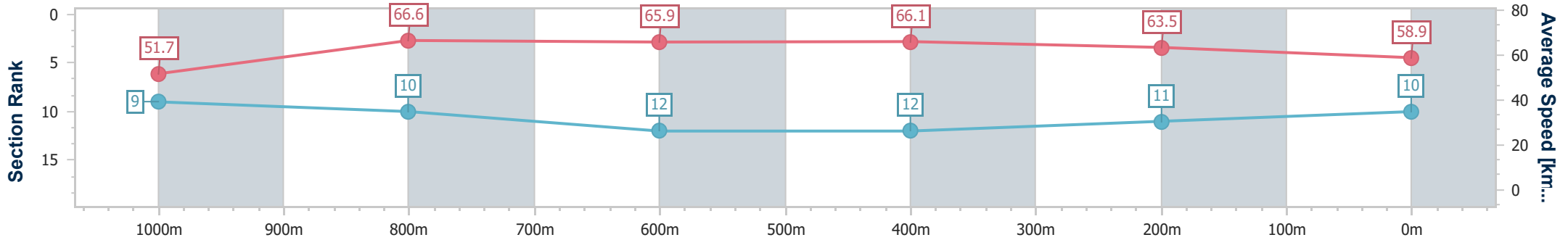
Townsville QLD Professional  
Race 7: Tradies Race Day Friday 17 May BM55 Handicap - 1200m



07 May 2024 - 17:11

Track Rating: Soft, Weather: Fine, Rail Position: +4.5m 1000m-0m, +3m Remainder

Section	Overall	1000m	800m	600m	400m	200m
Section Times	1:10.95 [10] (0:14.00)	0:56.95 [9] (0:10.96)	0:45.99 [10] (0:11.16)	0:34.83 [12] (0:11.11)	0:23.72 [12] (0:11.49)	0:12.23 [11] (0:12.23)
Average Speed [km/h]	51.7	66.6	65.9	66.1	63.5	58.9
Top Speed [km/h]	66.7	67.3	66.9	67.2	64.7	61.9
Avg. Dist. to Rail [m]	6.9	3.2	3.9	4.2	8.9	12.1
Avg. Stride Freq. [Hz]	2.4	2.5	2.5	2.5	2.5	2.5
Avg. Stride Length [m]	6.0	7.4	7.4	7.3	6.9	6.5



- [ ] Ranking at each section and finish
- .-.- No data available at this section
- NA No data available



Horse/Jockey Name	Collombatti
Final Rank	11
Fastest Section Time (Section)	0:10.97 (1000m)
Top Speed [km/h] (Section)	67.6 (800m)
Race State	Finished



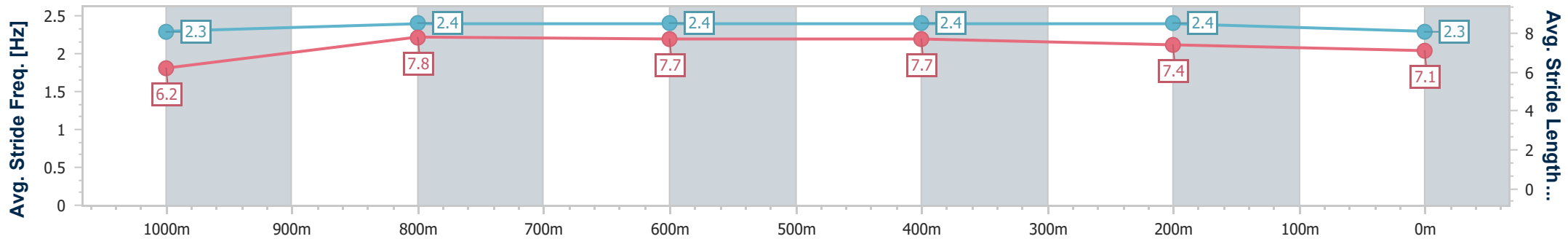
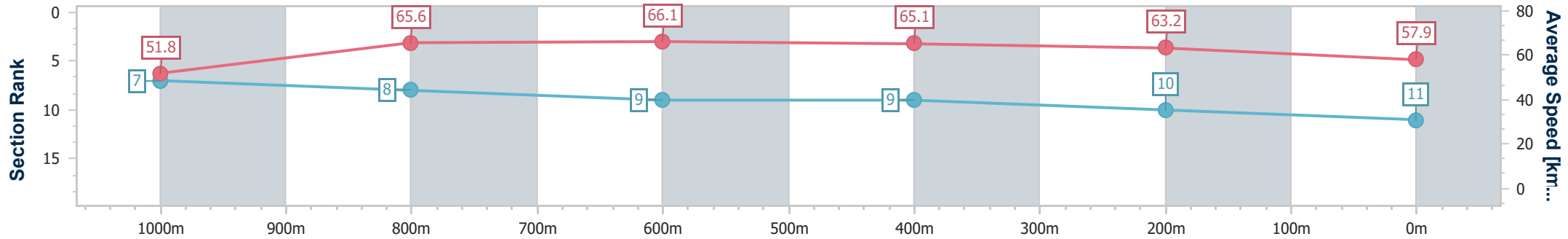
Townsville QLD Professional  
Race 7: Tradies Race Day Friday 17 May BM55 Handicap - 1200m



07 May 2024 - 17:11

Track Rating: Soft, Weather: Fine, Rail Position: +4.5m 1000m-0m, +3m Remainder

Section	Overall	1000m	800m	600m	400m	200m							
Section Times	1:11.05 [11] (0:13.89)	0:57.16 [7] (0:10.97)	0:46.19 [8] (0:10.99)	0:35.20 [9] (0:11.27)	0:23.93 [9] (0:11.49)	0:12.44 [10]							
Average Speed [km/h]	51.8	65.6	66.1	65.1	63.2	57.9							
Top Speed [km/h]	65.9	66.4	67.6	65.9	64.7	60.9							
Avg. Dist. to Rail [m]	3.0	0.6	2.0	3.7	6.2	8.5							
Avg. Stride Freq. [Hz]	2.3	2.4	2.4	2.4	2.4	2.3							
Avg. Stride Length [m]	6.2	7.8	7.7	7.7	7.4	7.1							



- [ ] Ranking at each section and finish
- .-.- No data available at this section
- NA No data available



Horse/Jockey Name	Oh My Hat
Final Rank	12
Fastest Section Time (Section)	0:10.71 (1000m)
Top Speed [km/h] (Section)	68.3 (1000m)
Race State	Finished



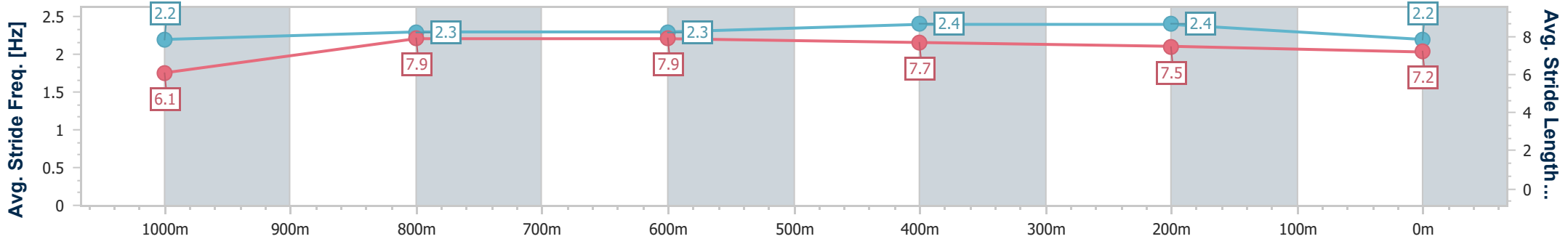
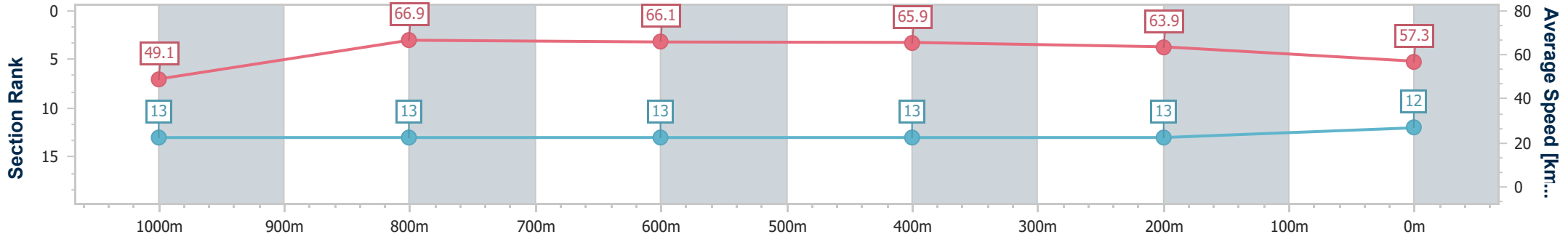
Townsville QLD Professional  
Race 7: Tradies Race Day Friday 17 May BM55 Handicap - 1200m



07 May 2024 - 17:11

Track Rating: Soft, Weather: Fine, Rail Position: +4.5m 1000m-0m, +3m Remainder

Section	Overall	1000m	800m	600m	400m	200m
Section Times	1:11.57 [12] (0:14.71)	0:56.86 [13] (0:10.71)	0:46.15 [13] (0:11.08)	0:35.07 [13] (0:11.13)	0:23.94 [13] (0:11.38)	0:12.56 [13] (0:12.56)
Average Speed [km/h]	49.1	66.9	66.1	65.9	63.9	57.3
Top Speed [km/h]	67.1	68.3	67.2	67.2	65.7	62.6
Avg. Dist. to Rail [m]	8.2	1.1	3.1	3.9	5.8	7.0
Avg. Stride Freq. [Hz]	2.2	2.3	2.3	2.4	2.4	2.2
Avg. Stride Length [m]	6.1	7.9	7.9	7.7	7.5	7.2



- [ ] Ranking at each section and finish
- .-.- No data available at this section
- NA No data available



Horse/Jockey Name	Mcnair
Final Rank	13
Fastest Section Time (Section)	0:10.83 (1000m)
Top Speed [km/h] (Section)	67.8 (1000m)
Race State	Finished



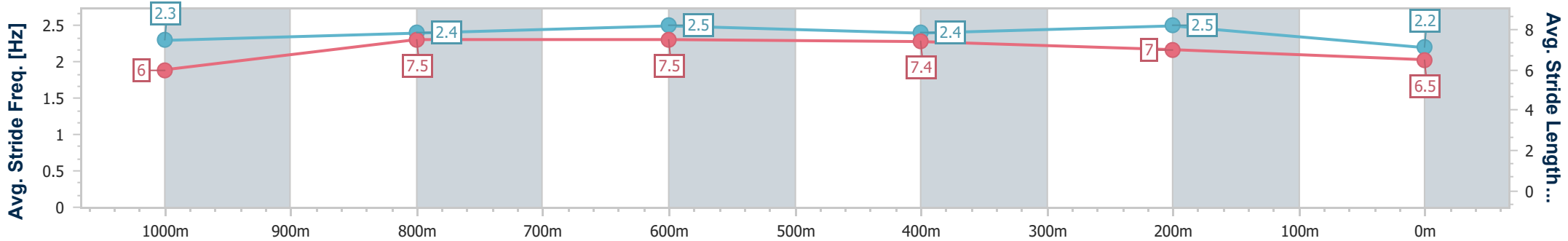
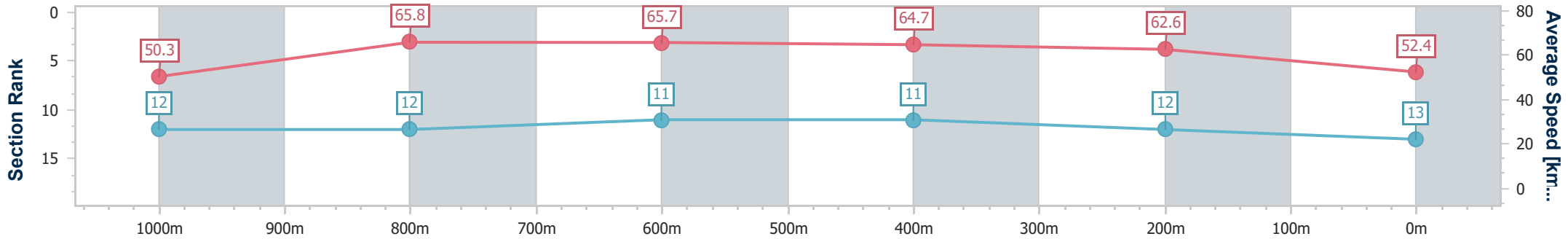
Townsville QLD Professional  
Race 7: Tradies Race Day Friday 17 May BM55 Handicap - 1200m

07 May 2024 - 17:11

Track Rating: Soft, Weather: Fine, Rail Position: +4.5m 1000m-0m, +3m Remainder



Section	Overall	1000m	800m	600m	400m	200m
Section Times	1:12.49 [13] (0:14.27)	0:58.22 [12] (0:10.83)	0:47.39 [12] (0:11.00)	0:36.39 [11] (0:11.13)	0:25.26 [11] (0:11.54)	0:13.72 [12] (0:13.72)
Average Speed [km/h]	50.3	65.8	65.7	64.7	62.6	52.4
Top Speed [km/h]	66.0	67.8	66.9	66.8	64.3	60.1
Avg. Dist. to Rail [m]	2.8	1.8	0.6	0.4	2.1	4.3
Avg. Stride Freq. [Hz]	2.3	2.4	2.5	2.4	2.5	2.2
Avg. Stride Length [m]	6.0	7.5	7.5	7.4	7.0	6.5



- [ ] Ranking at each section and finish
- .-.- No data available at this section
- NA No data available