



Eagle Farm QLD Professional
Race 1: STRADBROKE CALCUTTA 13 JUNE QTIS Two-Year-Old Maiden
Plate - 1000m
08 May 2024 - 12:02



Track Rating: Soft 7, Weather: Fine, Rail Position: +11m Entire

| Section | | Overall | 800m | 600m | 400m | 200m | Last 600m | | | | | |
|-------------|--|----------------------|----------------------|----------------------|---------------------------|---------------------------|---------------------------|---------------------------|---------------------------|------------------------|---------|----|
| Field Times | | 0:59.60 (0:13.33) | 0:46.27 (0:10.78) | 0:35.49 (0:11.27) | 0:24.22 (0:11.60) | 0:12.62 (0:12.62) | 0:35.49 | | | | | |
| Rank | TAB Horse/Jockey | Barrier | Top Speed [km/h] | Fastest Section | Margin | | | | | Distance Travelled [m] | | |
| 1 | 14 SPIRIT FOX Kyle Wilson-Taylor | 2 | 66.4 600m | 0:11.21 400m | 0:59.60 [1] (0:13.83) | 0:45.77 [6] (0:11.29) | 0:34.48 [7] (0:11.24) | 0:23.24 [6] (0:11.21) | 0:12.03 [3] (0:12.03) | 0:59.60 | 0:34.48 | |
| 2 | 7 HEARTS ARE BETTER Justin Huxtable | 1 | 68.4 800m | 0:10.90 800m | 0:59.67 [2] (0:13.41) | 0:46.26 [2] (0:10.90) | 0:35.36 [2] (0:11.20) | 0:24.16 [2] (0:11.47) | 0:12.69 [1] (0:12.69) | 0.07L | 0:35.36 | -1 |
| 3 | 2 CONCESSION Cejay Graham | 13 | 69.8 Overall | 0:10.78 800m | 0:59.88 [3] (0:13.33) | 0:46.55 [1] (0:10.78) | 0:35.77 [1] (0:11.27) | 0:24.50 [1] (0:11.68) | 0:12.82 [2] (0:12.82) | 0.21L | 0:35.77 | +0 |
| 4 | 6 BOLLINGER MISS Martin Harley | 4 | 67.0 800m | 0:11.08 800m | 0:59.95 [4] (0:13.91) | 0:46.04 [7] (0:11.08) | 0:34.96 [6] (0:11.32) | 0:23.64 [5] (0:11.29) | 0:12.35 [5] (0:12.35) | 0.07L | 0:34.96 | +3 |
| 5 | 9 SHERAQUAY Robbie Dolan | 12 | 66.6 400m | 0:11.10 400m | 1:00.09 [5] (0:14.23) | 0:45.86 [10] (0:11.22) | 0:34.64 [9] (0:11.27) | 0:23.37 [9] (0:11.10) | 0:12.27 [6] (0:12.27) | 0.14L | 0:34.64 | +1 |
| 6 | 4 SIMPLY FUN Georgina Cartwright | 16 | 66.3 Overall | 0:11.25 600m | 1:00.33 [6] (0:13.99) | 0:46.34 [8] (0:11.34) | 0:35.00 [8] (0:11.25) | 0:23.75 [8] (0:11.38) | 0:12.37 [7] (0:12.37) | 0.24L | 0:35.00 | +4 |
| 7 | 11 AIRSWING Ryan Maloney | 3 | 66.8 800m | 0:11.01 800m | 1:00.33 [7] (0:13.68) | 0:46.65 [3] (0:11.01) | 0:35.64 [3] (0:11.29) | 0:24.35 [3] (0:11.62) | 0:12.73 [4] (0:12.73) | 0L | 0:35.64 | -5 |
| 8 | 5 BANKSIA BEACH Justin Stanley | 5 | 65.2 Overall | 0:11.37 400m | 1:00.87 [8] (0:14.23) | 0:46.64 [9] (0:11.64) | 0:35.00 [10] (0:11.53) | 0:23.47 [10] (0:11.37) | 0:12.10 [10] (0:12.10) | 0.54L | 0:35.00 | +0 |
| 9 | 12 AYE EYE BOOM Kirk Matheson | 11 | 66.7 800m | 0:11.19 800m | 1:01.49 [9] (0:13.75) | 0:47.74 [5] (0:11.19) | 0:36.55 [5] (0:11.54) | 0:25.01 [7] (0:11.74) | 0:13.27 [9] (0:13.27) | 0.62L | 0:36.55 | +5 |
| 10 | 10 SOUL PURSUIT Jay Ford | 6 | 68.2 Overall | 0:11.04 800m | 1:01.75 [10] (0:13.73) | 0:48.02 [4] (0:11.04) | 0:36.98 [4] (0:11.39) | 0:25.59 [4] (0:12.04) | 0:13.55 [8] (0:13.55) | 0.26L | 0:36.98 | +2 |

Scratched: Haney (#3), The Gambling Greek (#15), Podium Star (#17), Warrior Head (#18), Zatanna (#16), Bourbon Lane (#1), Party Island (#8), A Royal Sort (#13)



| | |
|--------------------------------|----------------|
| Horse/Jockey Name | Spirit Fox |
| Final Rank | 1 |
| Fastest Section Time (Section) | 0:11.21 (400m) |
| Top Speed [km/h] (Section) | 66.4 (600m) |
| Race State | Finished |

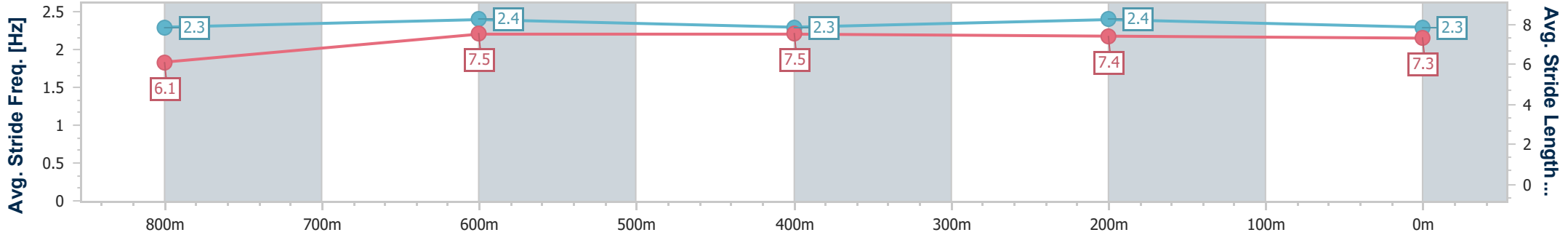
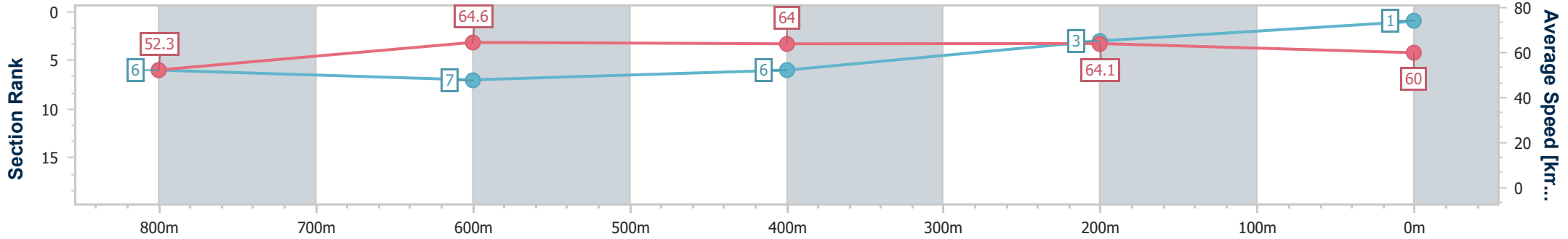


Eagle Farm QLD Professional
 Race 1: STRADBROKE CALCUTTA 13 JUNE QTIS Two-Year-Old
 Maiden Plate - 1000m
 08 May 2024 - 12:02
 Track Rating: Soft 7, Weather: Fine, Rail Position: +11m Entire



BRISBANE
 RACING CLUB

| Section | Overall | 800m | 600m | 400m | 200m |
|------------------------|--------------------------|--------------------------|--------------------------|--------------------------|--------------------------|
| Section Times | 0:59.60 [1] (0:13.83) | 0:45.77 [6] (0:11.29) | 0:34.48 [7] (0:11.24) | 0:23.24 [6] (0:11.21) | 0:12.03 [3] (0:12.03) |
| Average Speed [km/h] | 52.3 | 64.6 | 64.0 | 64.1 | 60.0 |
| Top Speed [km/h] | 65.3 | 65.5 | 66.4 | 65.5 | 64.2 |
| Avg. Dist. to Rail [m] | 1.9 | 2.9 | 1.4 | 2.9 | 2.3 |
| Avg. Stride Freq. [Hz] | 2.3 | 2.4 | 2.3 | 2.4 | 2.3 |
| Avg. Stride Length [m] | 6.1 | 7.5 | 7.5 | 7.4 | 7.3 |



- [] Ranking at each section and finish
- .-.- No data available at this section
- NA No data available



| | |
|--------------------------------|-------------------|
| Horse/Jockey Name | Hearts Are Better |
| Final Rank | 2 |
| Fastest Section Time (Section) | 0:10.90 (800m) |
| Top Speed [km/h] (Section) | 68.4 (800m) |
| Race State | Finished |

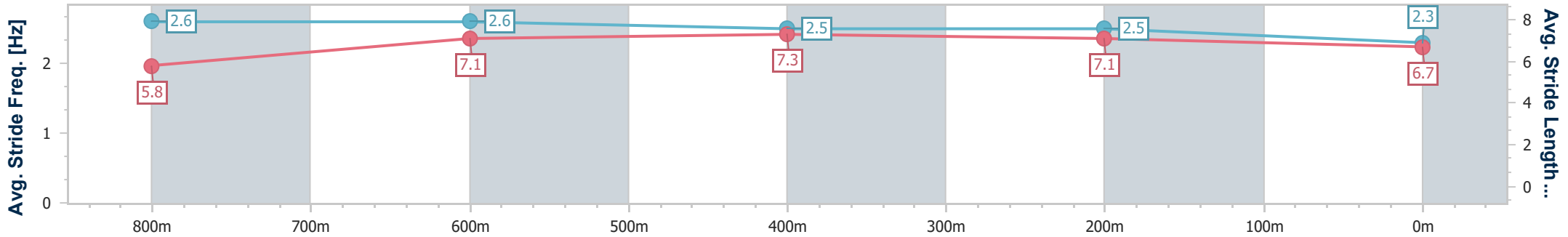
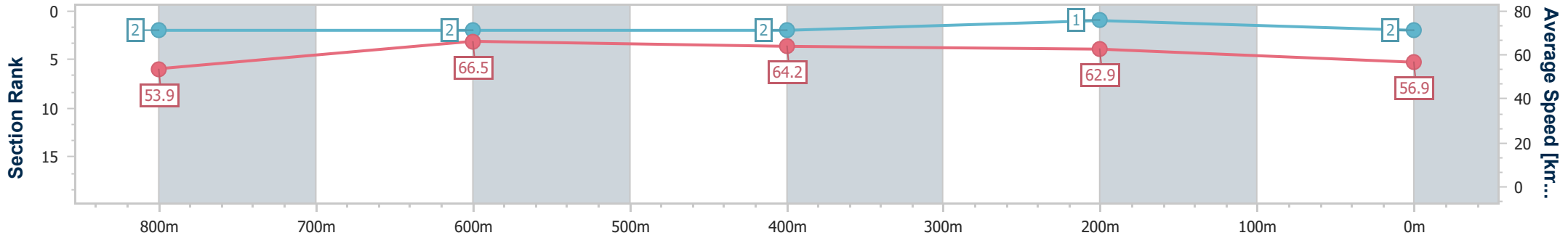


Eagle Farm QLD Professional
 Race 1: STRADBROKE CALCUTTA 13 JUNE QTIS Two-Year-Old
 Maiden Plate - 1000m
 08 May 2024 - 12:02
 Track Rating: Soft 7, Weather: Fine, Rail Position: +11m Entire



BRISBANE
 RACING CLUB

| Section | Overall | 800m | 600m | 400m | 200m |
|------------------------|--------------------------|--------------------------|--------------------------|--------------------------|--------------------------|
| Section Times | 0:59.67 [2] (0:13.41) | 0:46.26 [2] (0:10.90) | 0:35.36 [2] (0:11.20) | 0:24.16 [2] (0:11.47) | 0:12.69 [1] (0:12.69) |
| Average Speed [km/h] | 53.9 | 66.5 | 64.2 | 62.9 | 56.9 |
| Top Speed [km/h] | 68.3 | 68.4 | 66.3 | 64.4 | 60.2 |
| Avg. Dist. to Rail [m] | 1.3 | 1.5 | 0.7 | 0.7 | 1.7 |
| Avg. Stride Freq. [Hz] | 2.6 | 2.6 | 2.5 | 2.5 | 2.3 |
| Avg. Stride Length [m] | 5.8 | 7.1 | 7.3 | 7.1 | 6.7 |



- [] Ranking at each section and finish
- .-.- No data available at this section
- NA No data available



| | |
|--------------------------------|----------------|
| Horse/Jockey Name | Concession |
| Final Rank | 3 |
| Fastest Section Time (Section) | 0:10.78 (800m) |
| Top Speed [km/h] (Section) | 69.8 (Overall) |
| Race State | Finished |

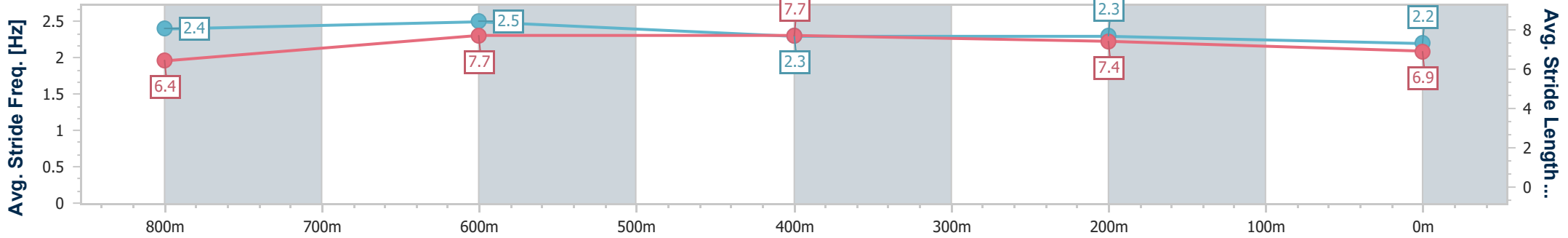
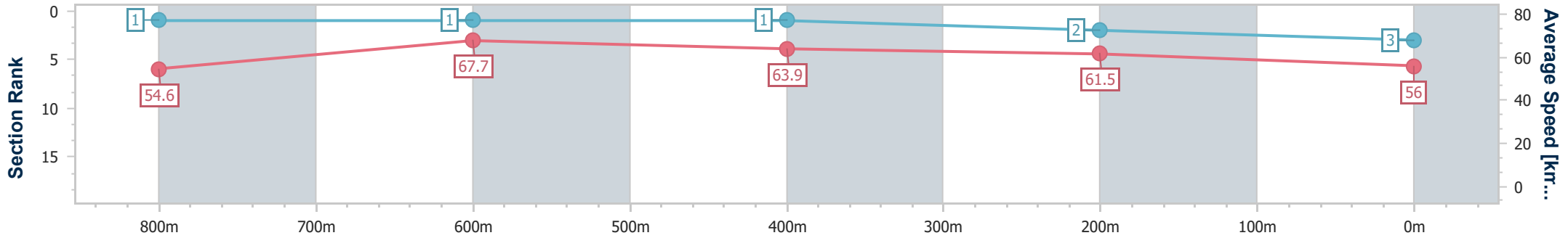


Eagle Farm QLD Professional
 Race 1: STRADBROKE CALCUTTA 13 JUNE QTIS Two-Year-Old
 Maiden Plate - 1000m
 08 May 2024 - 12:02
 Track Rating: Soft 7, Weather: Fine, Rail Position: +11m Entire



BRISBANE
 RACING CLUB

| Section | Overall | 800m | 600m | 400m | 200m |
|------------------------|--------------------------|--------------------------|--------------------------|--------------------------|--------------------------|
| Section Times | 0:59.88 [3] (0:13.33) | 0:46.55 [1] (0:10.78) | 0:35.77 [1] (0:11.27) | 0:24.50 [1] (0:11.68) | 0:12.82 [2] (0:12.82) |
| Average Speed [km/h] | 54.6 | 67.7 | 63.9 | 61.5 | 56.0 |
| Top Speed [km/h] | 69.8 | 69.3 | 65.6 | 63.0 | 59.6 |
| Avg. Dist. to Rail [m] | 6.0 | 2.5 | 0.5 | 1.2 | 2.9 |
| Avg. Stride Freq. [Hz] | 2.4 | 2.5 | 2.3 | 2.3 | 2.2 |
| Avg. Stride Length [m] | 6.4 | 7.7 | 7.7 | 7.4 | 6.9 |



- [] Ranking at each section and finish
- .-.- No data available at this section
- NA No data available



| | |
|--------------------------------|----------------|
| Horse/Jockey Name | Bollinger Miss |
| Final Rank | 4 |
| Fastest Section Time (Section) | 0:11.08 (800m) |
| Top Speed [km/h] (Section) | 67.0 (800m) |
| Race State | Finished |

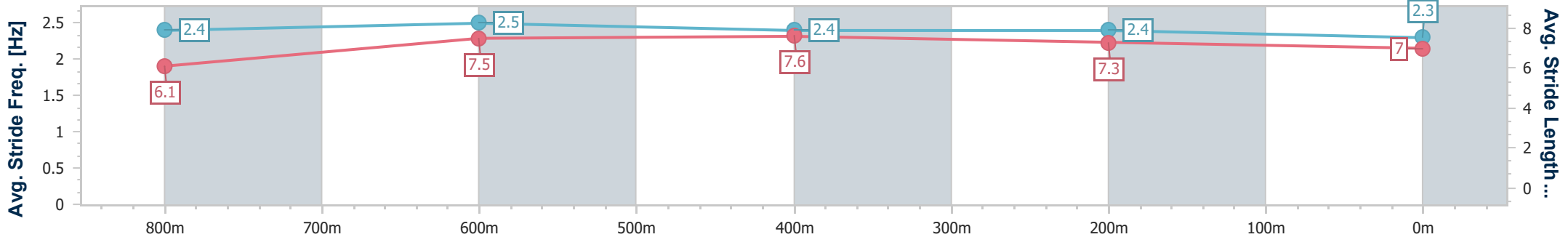
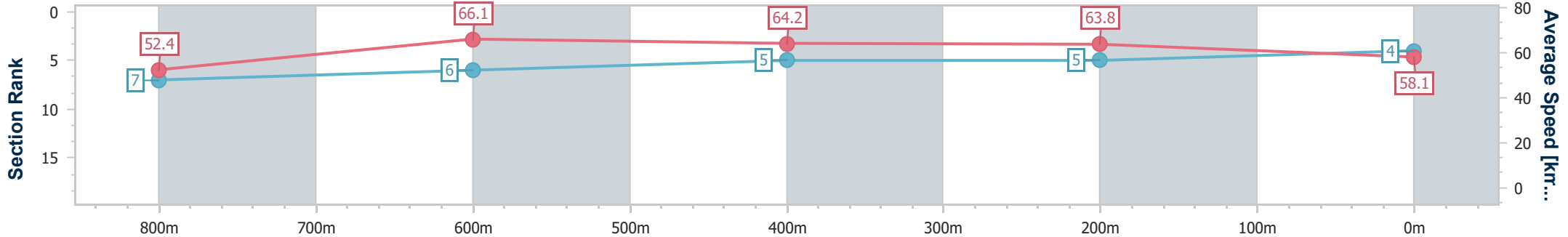


Eagle Farm QLD Professional
 Race 1: STRADBROKE CALCUTTA 13 JUNE QTIS Two-Year-Old
 Maiden Plate - 1000m
 08 May 2024 - 12:02
 Track Rating: Soft 7, Weather: Fine, Rail Position: +11m Entire



BRISBANE
 RACING CLUB

| Section | Overall | 800m | 600m | 400m | 200m |
|------------------------|--------------------------|--------------------------|--------------------------|--------------------------|--------------------------|
| Section Times | 0:59.95 [4] (0:13.91) | 0:46.04 [7] (0:11.08) | 0:34.96 [6] (0:11.32) | 0:23.64 [5] (0:11.29) | 0:12.35 [5] (0:12.35) |
| Average Speed [km/h] | 52.4 | 66.1 | 64.2 | 63.8 | 58.1 |
| Top Speed [km/h] | 65.8 | 67.0 | 65.7 | 65.7 | 62.6 |
| Avg. Dist. to Rail [m] | 3.2 | 4.0 | 1.8 | 4.1 | 3.9 |
| Avg. Stride Freq. [Hz] | 2.4 | 2.5 | 2.4 | 2.4 | 2.3 |
| Avg. Stride Length [m] | 6.1 | 7.5 | 7.6 | 7.3 | 7.0 |



- [] Ranking at each section and finish
- .-.- No data available at this section
- NA No data available



| | |
|--------------------------------|----------------|
| Horse/Jockey Name | Sheraquay |
| Final Rank | 5 |
| Fastest Section Time (Section) | 0:11.10 (400m) |
| Top Speed [km/h] (Section) | 66.6 (400m) |
| Race State | Finished |

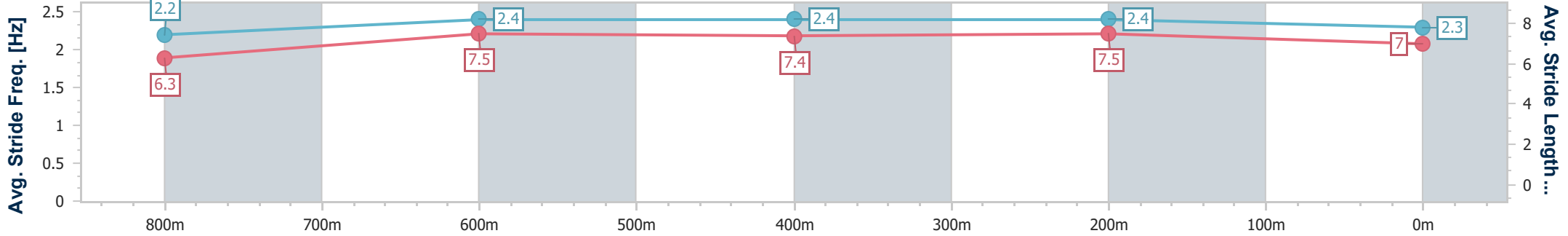
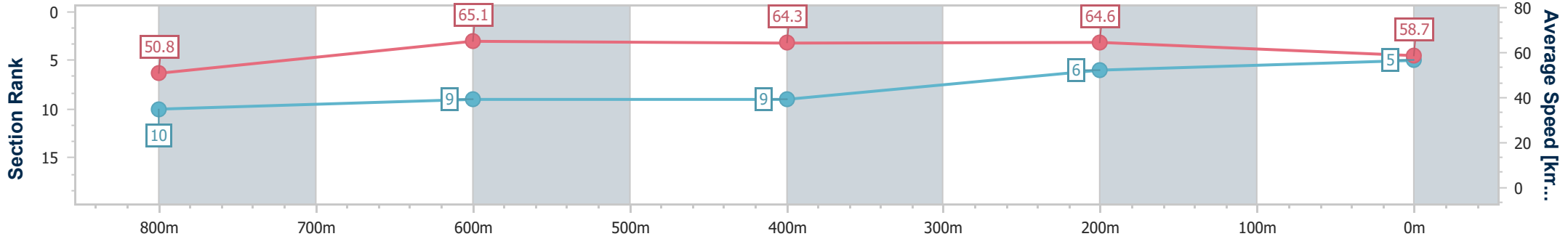


Eagle Farm QLD Professional
 Race 1: STRADBROKE CALCUTTA 13 JUNE QTIS Two-Year-Old
 Maiden Plate - 1000m
 08 May 2024 - 12:02
 Track Rating: Soft 7, Weather: Fine, Rail Position: +11m Entire



BRISBANE
 RACING CLUB

| Section | Overall | 800m | 600m | 400m | 200m |
|------------------------|--------------------------|---------------------------|--------------------------|--------------------------|--------------------------|
| Section Times | 1:00.09 [5] (0:14.23) | 0:45.86 [10] (0:11.22) | 0:34.64 [9] (0:11.27) | 0:23.37 [9] (0:11.10) | 0:12.27 [6] (0:12.27) |
| Average Speed [km/h] | 50.8 | 65.1 | 64.3 | 64.6 | 58.7 |
| Top Speed [km/h] | 61.5 | 66.3 | 66.2 | 66.6 | 65.4 |
| Avg. Dist. to Rail [m] | 5.2 | 3.7 | 3.4 | 5.2 | 5.7 |
| Avg. Stride Freq. [Hz] | 2.2 | 2.4 | 2.4 | 2.4 | 2.3 |
| Avg. Stride Length [m] | 6.3 | 7.5 | 7.4 | 7.5 | 7.0 |



- [] Ranking at each section and finish
- .-.- No data available at this section
- NA No data available



| | |
|--------------------------------|----------------|
| Horse/Jockey Name | Simply Fun |
| Final Rank | 6 |
| Fastest Section Time (Section) | 0:11.25 (600m) |
| Top Speed [km/h] (Section) | 66.3 (Overall) |
| Race State | Finished |

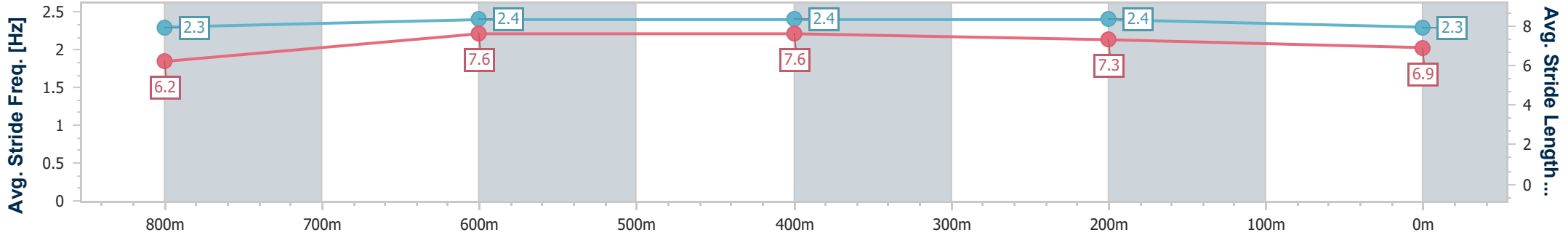
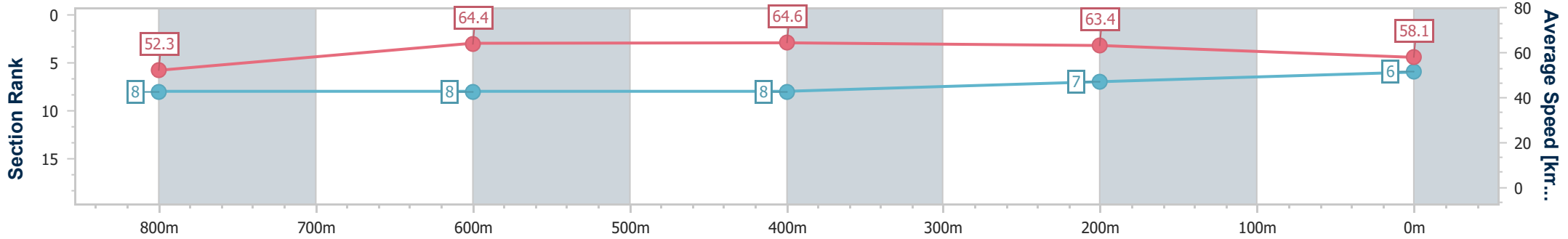


Eagle Farm QLD Professional
 Race 1: STRADBROKE CALCUTTA 13 JUNE QTIS Two-Year-Old
 Maiden Plate - 1000m
 08 May 2024 - 12:02
 Track Rating: Soft 7, Weather: Fine, Rail Position: +11m Entire



BRISBANE
 RACING CLUB

| Section | Overall | 800m | 600m | 400m | 200m |
|------------------------|--------------------------|--------------------------|--------------------------|--------------------------|--------------------------|
| Section Times | 1:00.33 [6] (0:13.99) | 0:46.34 [8] (0:11.34) | 0:35.00 [8] (0:11.25) | 0:23.75 [8] (0:11.38) | 0:12.37 [7] (0:12.37) |
| Average Speed [km/h] | 52.3 | 64.4 | 64.6 | 63.4 | 58.1 |
| Top Speed [km/h] | 66.3 | 66.1 | 65.7 | 65.7 | 61.3 |
| Avg. Dist. to Rail [m] | 7.8 | 3.7 | 2.0 | 2.3 | 1.1 |
| Avg. Stride Freq. [Hz] | 2.3 | 2.4 | 2.4 | 2.4 | 2.3 |
| Avg. Stride Length [m] | 6.2 | 7.6 | 7.6 | 7.3 | 6.9 |



- [] Ranking at each section and finish
- .-.- No data available at this section
- NA No data available



| | |
|--------------------------------|----------------|
| Horse/Jockey Name | Airswing |
| Final Rank | 7 |
| Fastest Section Time (Section) | 0:11.01 (800m) |
| Top Speed [km/h] (Section) | 66.8 (800m) |
| Race State | Finished |

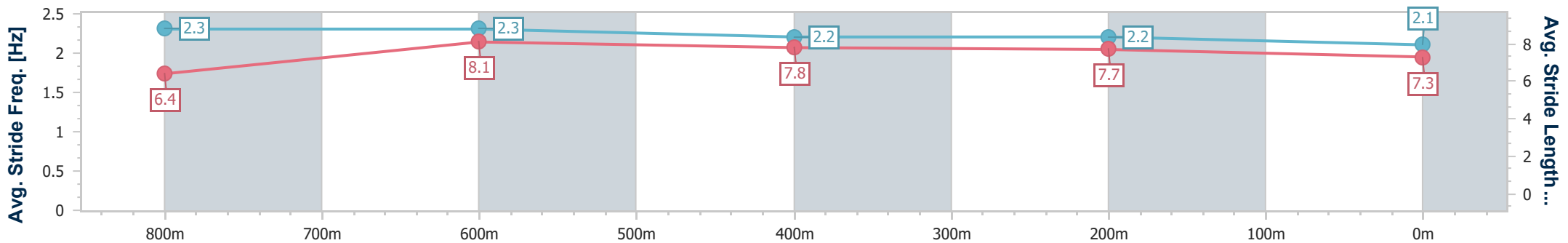
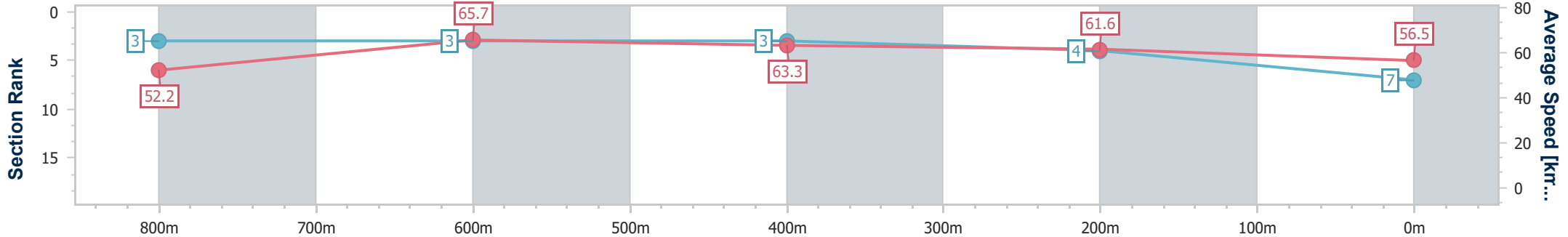


Eagle Farm QLD Professional
 Race 1: STRADBROKE CALCUTTA 13 JUNE QTIS Two-Year-Old
 Maiden Plate - 1000m
 08 May 2024 - 12:02
 Track Rating: Soft 7, Weather: Fine, Rail Position: +11m Entire



BRISBANE
 RACING CLUB

| Section | Overall | 800m | 600m | 400m | 200m |
|------------------------|--------------------------|--------------------------|--------------------------|--------------------------|--------------------------|
| Section Times | 1:00.33 [7] (0:13.68) | 0:46.65 [3] (0:11.01) | 0:35.64 [3] (0:11.29) | 0:24.35 [3] (0:11.62) | 0:12.73 [4] (0:12.73) |
| Average Speed [km/h] | 52.2 | 65.7 | 63.3 | 61.6 | 56.5 |
| Top Speed [km/h] | 62.6 | 66.8 | 66.5 | 64.5 | 62.7 |
| Avg. Dist. to Rail [m] | 0.6 | 0.9 | 0.6 | 3.0 | 1.7 |
| Avg. Stride Freq. [Hz] | 2.3 | 2.3 | 2.2 | 2.2 | 2.1 |
| Avg. Stride Length [m] | 6.4 | 8.1 | 7.8 | 7.7 | 7.3 |



- [] Ranking at each section and finish
- .-.- No data available at this section
- NA No data available



| | |
|--------------------------------|----------------|
| Horse/Jockey Name | Banksia Beach |
| Final Rank | 8 |
| Fastest Section Time (Section) | 0:11.37 (400m) |
| Top Speed [km/h] (Section) | 65.2 (Overall) |
| Race State | Finished |

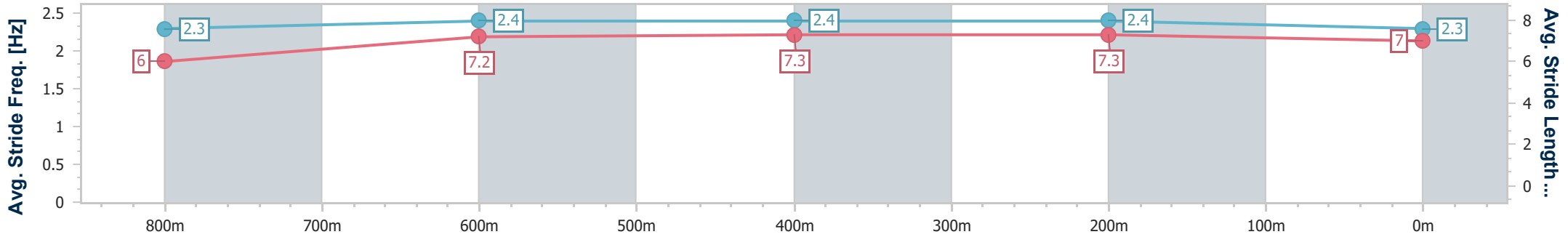
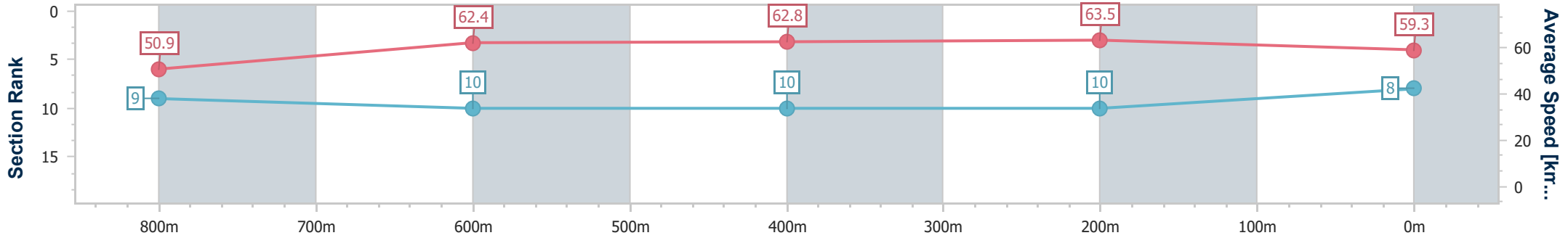


Eagle Farm QLD Professional
 Race 1: STRADBROKE CALCUTTA 13 JUNE QTIS Two-Year-Old
 Maiden Plate - 1000m
 08 May 2024 - 12:02
 Track Rating: Soft 7, Weather: Fine, Rail Position: +11m Entire



BRISBANE
 RACING CLUB

| Section | Overall | 800m | 600m | 400m | 200m |
|------------------------|--------------------------|--------------------------|---------------------------|---------------------------|---------------------------|
| Section Times | 1:00.87 [8] (0:14.23) | 0:46.64 [9] (0:11.64) | 0:35.00 [10] (0:11.53) | 0:23.47 [10] (0:11.37) | 0:12.10 [10] (0:12.10) |
| Average Speed [km/h] | 50.9 | 62.4 | 62.8 | 63.5 | 59.3 |
| Top Speed [km/h] | 65.2 | 64.5 | 64.6 | 64.7 | 61.6 |
| Avg. Dist. to Rail [m] | 3.4 | 1.8 | 1.4 | 2.1 | 0.7 |
| Avg. Stride Freq. [Hz] | 2.3 | 2.4 | 2.4 | 2.4 | 2.3 |
| Avg. Stride Length [m] | 6.0 | 7.2 | 7.3 | 7.3 | 7.0 |



- [] Ranking at each section and finish
- .-.- No data available at this section
- NA No data available



| | |
|--------------------------------|----------------|
| Horse/Jockey Name | Aye Eye Boom |
| Final Rank | 9 |
| Fastest Section Time (Section) | 0:11.19 (800m) |
| Top Speed [km/h] (Section) | 66.7 (800m) |
| Race State | Finished |

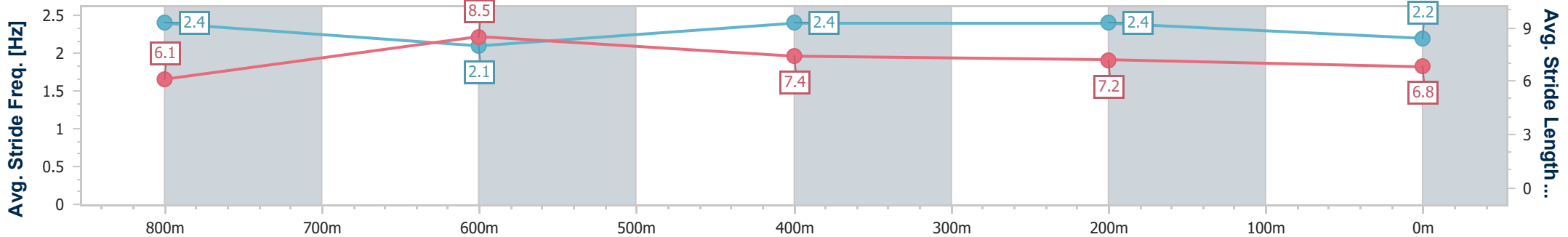
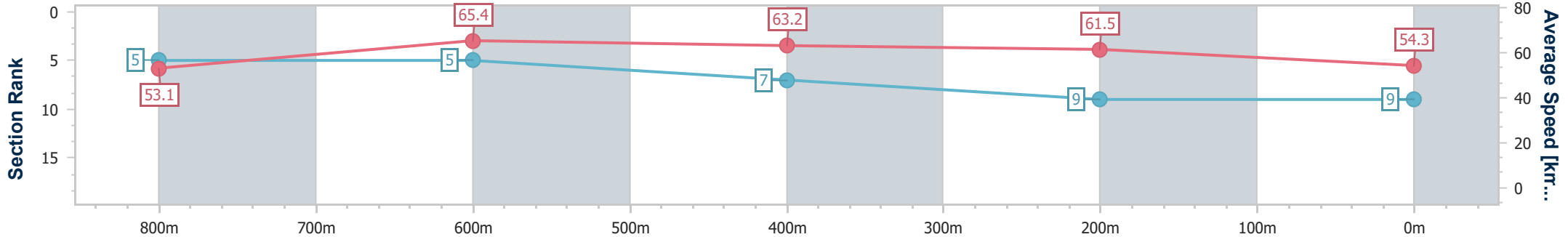


Eagle Farm QLD Professional
 Race 1: STRADBROKE CALCUTTA 13 JUNE QTIS Two-Year-Old
 Maiden Plate - 1000m
 08 May 2024 - 12:02
 Track Rating: Soft 7, Weather: Fine, Rail Position: +11m Entire



BRISBANE
 RACING CLUB

| Section | Overall | 800m | 600m | 400m | 200m |
|------------------------|--------------------------|--------------------------|--------------------------|--------------------------|--------------------------|
| Section Times | 1:01.49 [9] (0:13.75) | 0:47.74 [5] (0:11.19) | 0:36.55 [5] (0:11.54) | 0:25.01 [7] (0:11.74) | 0:13.27 [9] (0:13.27) |
| Average Speed [km/h] | 53.1 | 65.4 | 63.2 | 61.5 | 54.3 |
| Top Speed [km/h] | 66.7 | 66.7 | 65.8 | 63.3 | 58.4 |
| Avg. Dist. to Rail [m] | 5.3 | 3.9 | 3.2 | 5.4 | 5.0 |
| Avg. Stride Freq. [Hz] | 2.4 | 2.1 | 2.4 | 2.4 | 2.2 |
| Avg. Stride Length [m] | 6.1 | 8.5 | 7.4 | 7.2 | 6.8 |



- [] Ranking at each section and finish
- .-.- No data available at this section
- NA No data available



| | |
|--------------------------------|----------------|
| Horse/Jockey Name | Soul Pursuit |
| Final Rank | 10 |
| Fastest Section Time (Section) | 0:11.04 (800m) |
| Top Speed [km/h] (Section) | 68.2 (Overall) |
| Race State | Finished |

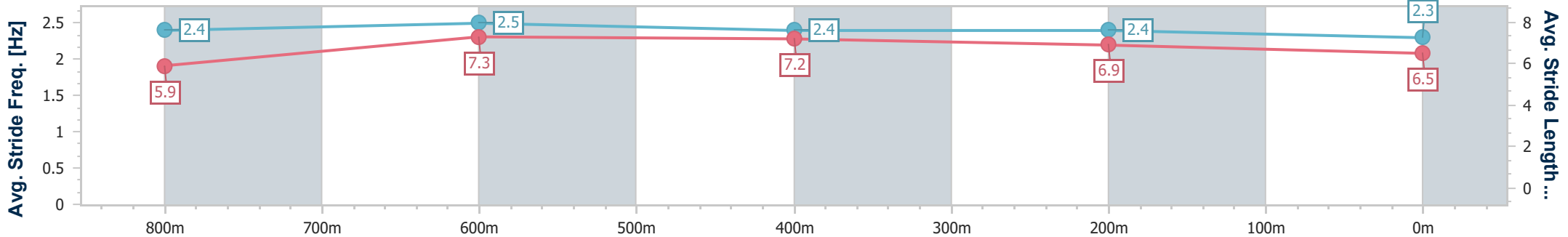
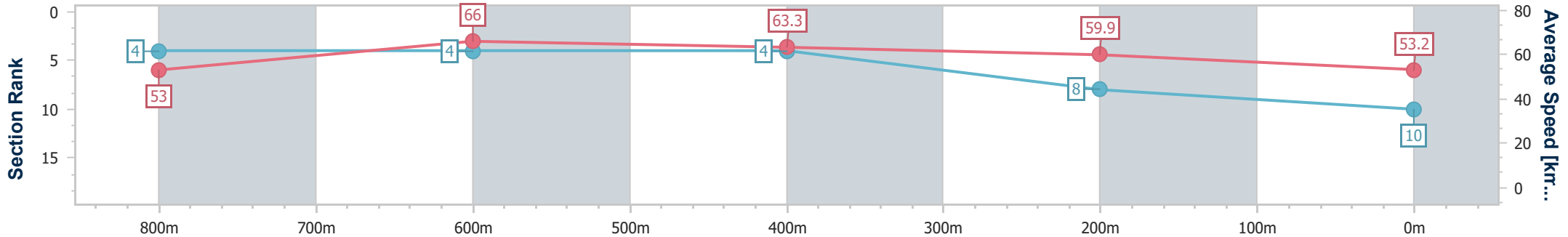


Eagle Farm QLD Professional
 Race 1: STRADBROKE CALCUTTA 13 JUNE QTIS Two-Year-Old
 Maiden Plate - 1000m
 08 May 2024 - 12:02
 Track Rating: Soft 7, Weather: Fine, Rail Position: +11m Entire



BRISBANE
 RACING CLUB

| Section | Overall | 800m | 600m | 400m | 200m |
|------------------------|---------------------------|--------------------------|--------------------------|--------------------------|--------------------------|
| Section Times | 1:01.75 [10] (0:13.73) | 0:48.02 [4] (0:11.04) | 0:36.98 [4] (0:11.39) | 0:25.59 [4] (0:12.04) | 0:13.55 [8] (0:13.55) |
| Average Speed [km/h] | 53.0 | 66.0 | 63.3 | 59.9 | 53.2 |
| Top Speed [km/h] | 68.2 | 67.7 | 65.3 | 64.2 | 56.2 |
| Avg. Dist. to Rail [m] | 3.5 | 2.6 | 1.4 | 3.6 | 2.5 |
| Avg. Stride Freq. [Hz] | 2.4 | 2.5 | 2.4 | 2.4 | 2.3 |
| Avg. Stride Length [m] | 5.9 | 7.3 | 7.2 | 6.9 | 6.5 |



- [] Ranking at each section and finish
- .-.- No data available at this section
- NA No data available



Eagle Farm QLD Professional

Race 2: CASCADE QTIS Two-Year-Old Maiden Handicap - 1200m

08 May 2024 - 12:35



BRISBANE
RACING CLUB

Track Rating: Soft 7, Weather: Fine, Rail Position: +11m Entire

| Section | | | | | | | | | | | | Last 600m | | | | | | |
|-------------|----------------------|---|----------------------|----------------------|----------------------|---------------------------|---------------------------|---------------------------|---------------------------|---------------------------|---------------------------|-----------|---------|-----|--|--|--------|------------------------|
| Field Times | | | | | | | | | | | | 0:36.37 | | | | | | |
| | Overall | 1000m | 800m | 600m | 400m | 200m | | | | | | | | | | | | |
| | 1:13.35 (0:13.73) | 0:59.62 (0:11.22) | 0:48.40 (0:12.03) | 0:36.37 (0:11.78) | 0:24.59 (0:11.70) | 0:12.89 (0:12.89) | | | | | | | | | | | | |
| Rank | TAB | Horse/Jockey | Barrier | Top Speed [km/h] | Fastest Section | | | | | | | | | | | | Margin | Distance Travelled [m] |
| 1 | 8 | THE GAMBLING GREEK Angela Jones | 3 | 66.3 1000m | 0:11.22 1000m | 1:13.35 [1] (0:13.73) | 0:59.62 [1] (0:11.22) | 0:48.40 [1] (0:12.03) | 0:36.37 [1] (0:11.78) | 0:24.59 [1] (0:11.70) | 0:12.89 [1] (0:12.89) | 1:13.35 | 0:36.37 | | | | | |
| 2 | 2 | PROVANCE Ryan Maloney | 4 | 64.8 Overall | 0:11.53 400m | 1:13.40 [2] (0:14.08) | 0:59.32 [4] (0:11.58) | 0:47.74 [6] (0:12.05) | 0:35.69 [6] (0:11.58) | 0:24.11 [5] (0:11.53) | 0:12.58 [3] (0:12.58) | 0.05L | 0:35.69 | +11 | | | | |
| 3 | 14 | ITALIAN DANCER Jay Ford | 1 | 65.1 1000m | 0:11.33 1000m | 1:13.44 [3] (0:14.08) | 0:59.36 [4] (0:11.33) | 0:48.03 [4] (0:11.89) | 0:36.14 [2] (0:11.74) | 0:24.40 [3] (0:11.69) | 0:12.71 [2] (0:12.71) | 0.04L | 0:36.14 | +6 | | | | |
| 4 | 5 | ENIDZEL Jake Bayliss | 2 | 64.8 1000m | 0:11.38 1000m | 1:13.89 [4] (0:14.27) | 0:59.62 [8] (0:11.38) | 0:48.24 [5] (0:11.98) | 0:36.26 [5] (0:11.67) | 0:24.59 [6] (0:11.83) | 0:12.76 [6] (0:12.76) | 0.45L | 0:36.26 | +5 | | | | |
| 5 | 9 | THREE TEES James Orman | 5 | 64.4 1000m | 0:11.44 1000m | 1:13.97 [5] (0:13.94) | 1:00.03 [3] (0:11.44) | 0:48.59 [3] (0:11.97) | 0:36.62 [3] (0:11.63) | 0:24.99 [2] (0:12.02) | 0:12.97 [5] (0:12.97) | 0.08L | 0:36.62 | +9 | | | | |
| 6 | 7 | PROCLAIMER Robbie Dolan | 7 | 65.0 400m | 0:11.49 600m | 1:13.98 [6] (0:14.26) | 0:59.72 [7] (0:11.77) | 0:47.95 [10] (0:12.09) | 0:35.86 [9] (0:11.49) | 0:24.37 [7] (0:11.54) | 0:12.83 [7] (0:12.83) | 0.01L | 0:35.86 | +9 | | | | |
| 7 | 6 | I'M HEROIC Kyle Wilson-Taylor | 8 | 68.0 1000m | 0:11.34 1000m | 1:14.02 [7] (0:13.91) | 1:00.11 [2] (0:11.34) | 0:48.77 [2] (0:12.11) | 0:36.66 [4] (0:11.76) | 0:24.90 [4] (0:11.79) | 0:13.11 [4] (0:13.11) | 0.04L | 0:36.66 | +7 | | | | |
| 8 | 4 | CHAMIERRO Justin Huxtable | 14 | 65.4 1000m | 0:11.42 400m | 1:14.06 [8] (0:14.43) | 0:59.63 [9] (0:11.59) | 0:48.04 [9] (0:12.14) | 0:35.90 [10] (0:11.86) | 0:24.04 [9] (0:11.42) | 0:12.62 [8] (0:12.62) | 0.04L | 0:35.90 | +14 | | | | |
| 9 | 12 | PERFECT DAWN Martin Harley | 17 | 64.8 400m | 0:11.34 1000m | 1:14.20 [9] (0:14.66) | 0:59.54 [11] (0:11.34) | 0:48.20 [8] (0:11.92) | 0:36.28 [7] (0:12.13) | 0:24.15 [10] (0:11.67) | 0:12.48 [11] (0:12.48) | 0.14L | 0:36.28 | +6 | | | | |
| 10 | 3 | BLITZUM Damien Thornton | 19 | 65.2 1000m | 0:11.54 400m | 1:14.30 [10] (0:14.61) | 0:59.69 [10] (0:11.60) | 0:48.09 [11] (0:12.08) | 0:36.01 [11] (0:11.84) | 0:24.17 [11] (0:11.54) | 0:12.63 [10] (0:12.63) | 0.1L | 0:36.01 | +10 | | | | |

Scratched: Runaway Tycoon (#17), Moonlight Dream (#19), Will It Snow (#15), Tessatori (#18), Soul Pursuit (#11), City United (#13), Warrior Head (#16), Aquaholic (#1)

[] Ranking at each section and finish
-:-:- No data available at this section
NA No data available

SCN Saddle cloth number
DNF Did not finish
DNT Did not track



Eagle Farm QLD Professional

Race 2: CASCADE QTIS Two-Year-Old Maiden Handicap - 1200m

08 May 2024 - 12:35



BRISBANE
RACING CLUB

Track Rating: Soft 7, Weather: Fine, Rail Position: +11m Entire

| Section | Overall | 1000m | 800m | 600m | 400m | 200m | Last 600m |
|-------------|----------------------|----------------------|----------------------|----------------------|----------------------|----------------------|-----------|
| Field Times | 1:13.35 (0:13.73) | 0:59.62 (0:11.22) | 0:48.40 (0:12.03) | 0:36.37 (0:11.78) | 0:24.59 (0:11.70) | 0:12.89 (0:12.89) | 0:36.37 |

| Rank | TAB | Horse/Jockey | Barrier | Top Speed [km/h] | Fastest Section | Margin | Distance Travelled [m] |
|------|-----|--------------|---------|------------------|-----------------|--------|------------------------|
| 11 | 10 | LA COMETA | 9 | 64.4 | 0:11.65 | 0.09L | +12 |
| | | Michael Rodd | | 1000m | 1000m | | |

Scratched: Runaway Tycoon (#17), Moonlight Dream (#19), Will It Snow (#15), Tessatori (#18), Soul Pursuit (#11), City United (#13), Warrior Head (#16), Aquaholic (#1)

[] Ranking at each section and finish
 -:-:- No data available at this section
 NA No data available

SCN Saddle cloth number
 DNF Did not finish
 DNT Did not track



| | |
|--------------------------------|--------------------|
| Horse/Jockey Name | The Gambling Greek |
| Final Rank | 1 |
| Fastest Section Time (Section) | 0:11.22 (1000m) |
| Top Speed [km/h] (Section) | 66.3 (1000m) |
| Race State | Finished |

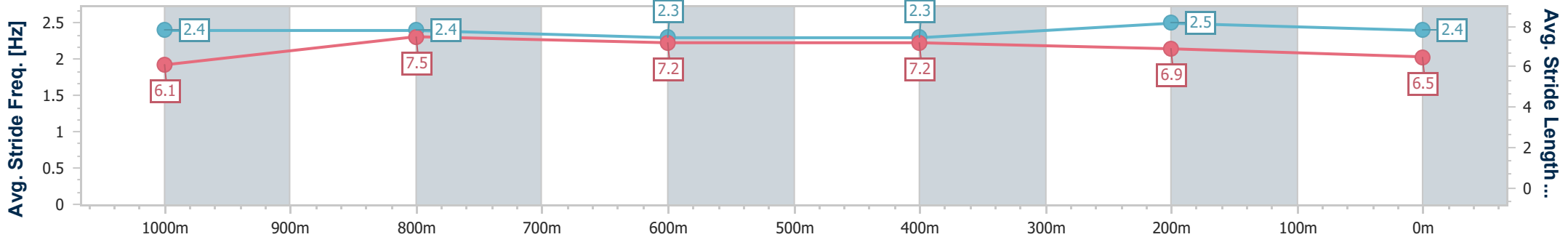
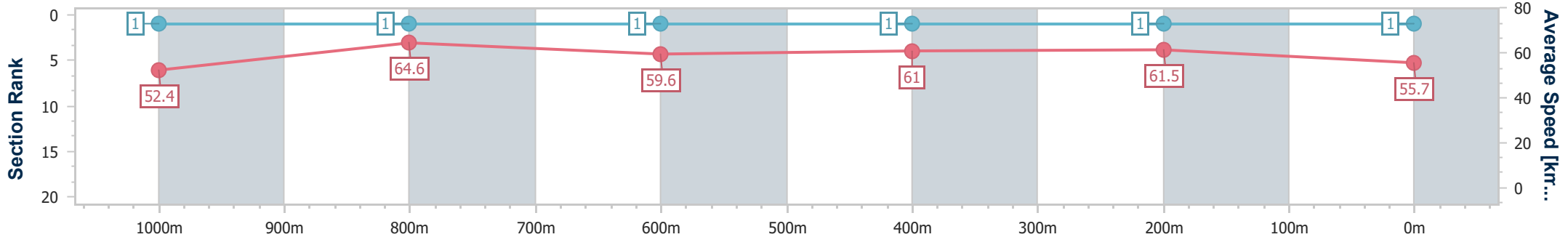


Eagle Farm QLD Professional
 Race 2: CASCADE QTIS Two-Year-Old Maiden Handicap - 1200m
 08 May 2024 - 12:35
 Track Rating: Soft 7, Weather: Fine, Rail Position: +11m Entire



BRISBANE RACING CLUB

| Section | Overall | 1000m | 800m | 600m | 400m | 200m |
|------------------------|--------------------------|--------------------------|--------------------------|--------------------------|--------------------------|--------------------------|
| Section Times | 1:13.35 [1] (0:13.73) | 0:59.62 [1] (0:11.22) | 0:48.40 [1] (0:12.03) | 0:36.37 [1] (0:11.78) | 0:24.59 [1] (0:11.70) | 0:12.89 [1] (0:12.89) |
| Average Speed [km/h] | 52.4 | 64.6 | 59.6 | 61.0 | 61.5 | 55.7 |
| Top Speed [km/h] | 63.4 | 66.3 | 61.6 | 63.1 | 63.3 | 59.5 |
| Avg. Dist. to Rail [m] | 1.6 | 0.7 | 0.5 | 1.0 | 0.5 | 1.9 |
| Avg. Stride Freq. [Hz] | 2.4 | 2.4 | 2.3 | 2.3 | 2.5 | 2.4 |
| Avg. Stride Length [m] | 6.1 | 7.5 | 7.2 | 7.2 | 6.9 | 6.5 |



- [] Ranking at each section and finish
- .-.- No data available at this section
- NA No data available



| | |
|--------------------------------|----------------|
| Horse/Jockey Name | Provance |
| Final Rank | 2 |
| Fastest Section Time (Section) | 0:11.53 (400m) |
| Top Speed [km/h] (Section) | 64.8 (Overall) |
| Race State | Finished |



Eagle Farm QLD Professional
Race 2: CASCADE QTIS Two-Year-Old Maiden Handicap - 1200m

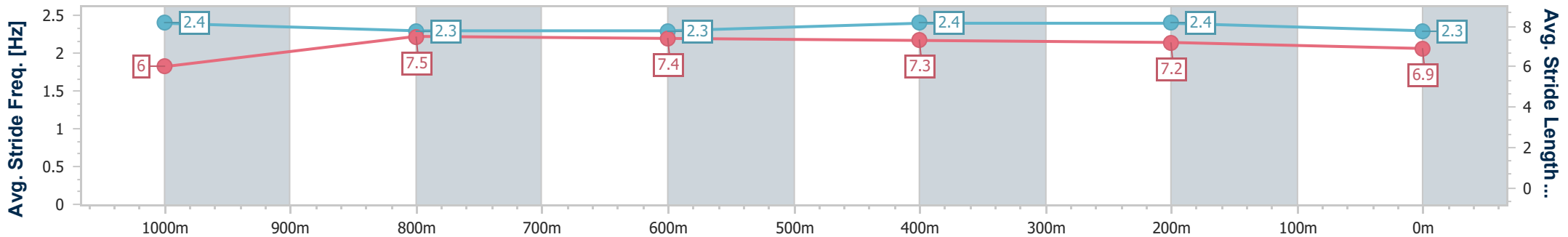
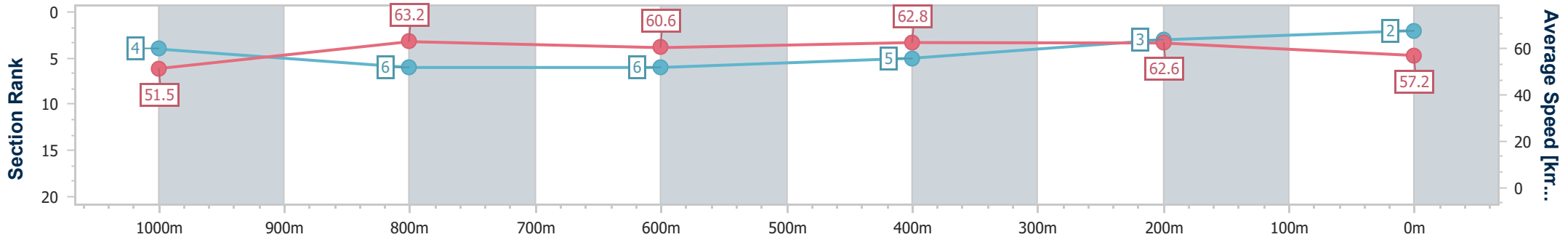


08 May 2024 - 12:35

BRISBANE RACING CLUB

Track Rating: Soft 7, Weather: Fine, Rail Position: +11m Entire

| Section | Overall | 1000m | 800m | 600m | 400m | 200m |
|------------------------|--------------------------|--------------------------|--------------------------|--------------------------|--------------------------|--------------------------|
| Section Times | 1:13.40 [2] (0:14.08) | 0:59.32 [4] (0:11.58) | 0:47.74 [6] (0:12.05) | 0:35.69 [6] (0:11.58) | 0:24.11 [5] (0:11.53) | 0:12.58 [3] (0:12.58) |
| Average Speed [km/h] | 51.5 | 63.2 | 60.6 | 62.8 | 62.6 | 57.2 |
| Top Speed [km/h] | 64.8 | 64.5 | 62.3 | 63.5 | 64.6 | 60.2 |
| Avg. Dist. to Rail [m] | 3.0 | 4.0 | 3.0 | 2.4 | 4.3 | 1.0 |
| Avg. Stride Freq. [Hz] | 2.4 | 2.3 | 2.3 | 2.4 | 2.4 | 2.3 |
| Avg. Stride Length [m] | 6.0 | 7.5 | 7.4 | 7.3 | 7.2 | 6.9 |



- [] Ranking at each section and finish
- .-.- No data available at this section
- NA No data available



| | |
|--------------------------------|-----------------|
| Horse/Jockey Name | Italian Dancer |
| Final Rank | 3 |
| Fastest Section Time (Section) | 0:11.33 (1000m) |
| Top Speed [km/h] (Section) | 65.1 (1000m) |
| Race State | Finished |

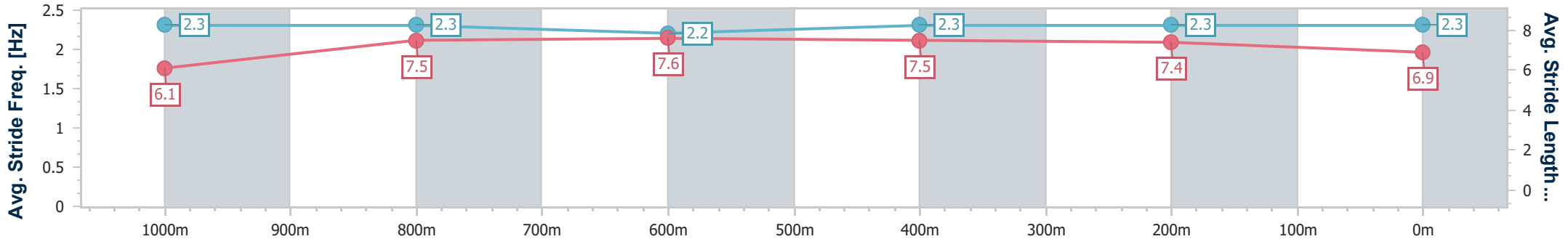
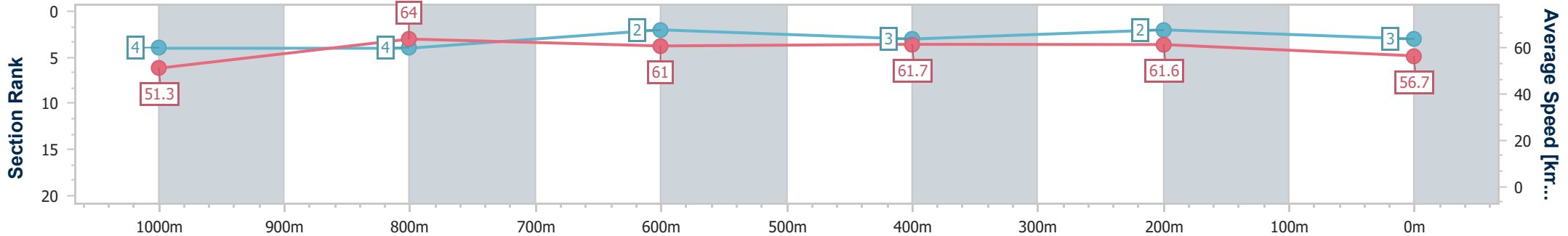


Eagle Farm QLD Professional
 Race 2: CASCADE QTIS Two-Year-Old Maiden Handicap - 1200m
 08 May 2024 - 12:35
 Track Rating: Soft 7, Weather: Fine, Rail Position: +11m Entire



BRISBANE
RACING CLUB

| Section | Overall | 1000m | 800m | 600m | 400m | 200m |
|------------------------|--------------------------|--------------------------|--------------------------|--------------------------|--------------------------|--------------------------|
| Section Times | 1:13.44 [3] (0:14.08) | 0:59.36 [4] (0:11.33) | 0:48.03 [4] (0:11.89) | 0:36.14 [2] (0:11.74) | 0:24.40 [3] (0:11.69) | 0:12.71 [2] (0:12.71) |
| Average Speed [km/h] | 51.3 | 64.0 | 61.0 | 61.7 | 61.6 | 56.7 |
| Top Speed [km/h] | 63.4 | 65.1 | 62.6 | 63.3 | 63.8 | 58.7 |
| Avg. Dist. to Rail [m] | 1.0 | 1.6 | 1.8 | 1.3 | 1.1 | 0.4 |
| Avg. Stride Freq. [Hz] | 2.3 | 2.3 | 2.2 | 2.3 | 2.3 | 2.3 |
| Avg. Stride Length [m] | 6.1 | 7.5 | 7.6 | 7.5 | 7.4 | 6.9 |



- [] Ranking at each section and finish
- .-.- No data available at this section
- NA No data available



| | |
|--------------------------------|-----------------|
| Horse/Jockey Name | Enidzel |
| Final Rank | 4 |
| Fastest Section Time (Section) | 0:11.38 (1000m) |
| Top Speed [km/h] (Section) | 64.8 (1000m) |
| Race State | Finished |

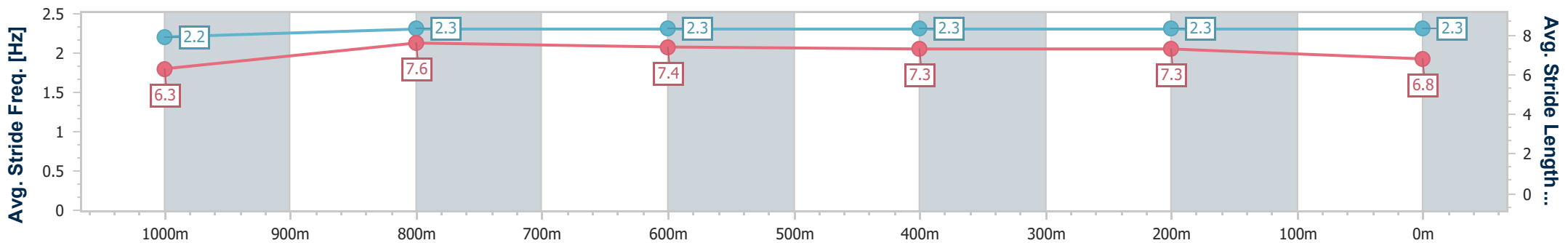
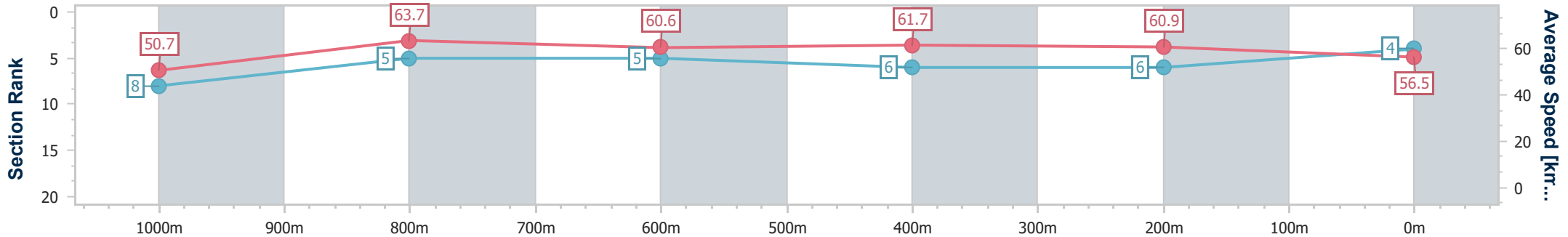


Eagle Farm QLD Professional
 Race 2: CASCADE QTIS Two-Year-Old Maiden Handicap - 1200m
 08 May 2024 - 12:35
 Track Rating: Soft 7, Weather: Fine, Rail Position: +11m Entire



BRISBANE RACING CLUB

| Section | Overall | 1000m | 800m | 600m | 400m | 200m |
|------------------------|--------------------------|--------------------------|--------------------------|--------------------------|--------------------------|--------------------------|
| Section Times | 1:13.89 [4] (0:14.27) | 0:59.62 [8] (0:11.38) | 0:48.24 [5] (0:11.98) | 0:36.26 [5] (0:11.67) | 0:24.59 [6] (0:11.83) | 0:12.76 [6] (0:12.76) |
| Average Speed [km/h] | 50.7 | 63.7 | 60.6 | 61.7 | 60.9 | 56.5 |
| Top Speed [km/h] | 64.8 | 64.8 | 64.5 | 63.7 | 63.6 | 58.5 |
| Avg. Dist. to Rail [m] | 1.8 | 1.5 | 2.0 | 0.8 | 0.9 | 1.0 |
| Avg. Stride Freq. [Hz] | 2.2 | 2.3 | 2.3 | 2.3 | 2.3 | 2.3 |
| Avg. Stride Length [m] | 6.3 | 7.6 | 7.4 | 7.3 | 7.3 | 6.8 |



- [] Ranking at each section and finish
- .-.- No data available at this section
- NA No data available



| | |
|--------------------------------|-----------------|
| Horse/Jockey Name | Three Tees |
| Final Rank | 5 |
| Fastest Section Time (Section) | 0:11.44 (1000m) |
| Top Speed [km/h] (Section) | 64.4 (1000m) |
| Race State | Finished |

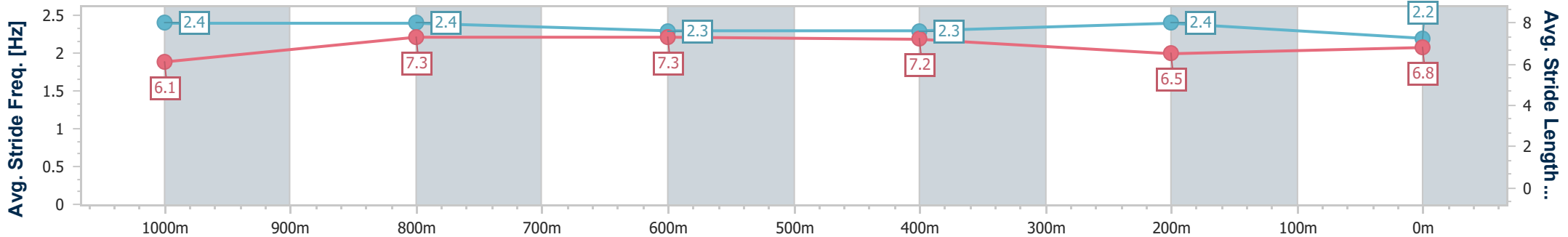
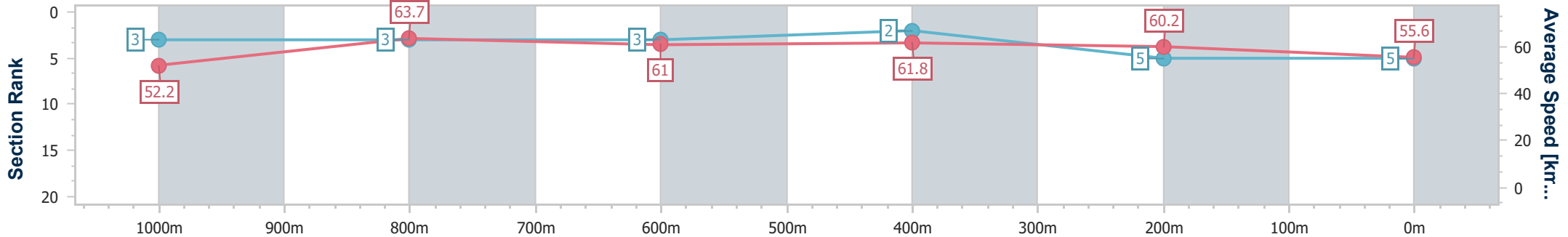


Eagle Farm QLD Professional
 Race 2: CASCADE QTIS Two-Year-Old Maiden Handicap - 1200m
 08 May 2024 - 12:35
 Track Rating: Soft 7, Weather: Fine, Rail Position: +11m Entire



BRISBANE
RACING CLUB

| Section | Overall | 1000m | 800m | 600m | 400m | 200m |
|------------------------|--------------------------|--------------------------|--------------------------|--------------------------|--------------------------|--------------------------|
| Section Times | 1:13.97 [5] (0:13.94) | 1:00.03 [3] (0:11.44) | 0:48.59 [3] (0:11.97) | 0:36.62 [3] (0:11.63) | 0:24.99 [2] (0:12.02) | 0:12.97 [5] (0:12.97) |
| Average Speed [km/h] | 52.2 | 63.7 | 61.0 | 61.8 | 60.2 | 55.6 |
| Top Speed [km/h] | 64.4 | 64.4 | 62.3 | 62.4 | 62.0 | 58.3 |
| Avg. Dist. to Rail [m] | 4.3 | 3.1 | 2.6 | 0.6 | 4.8 | 6.4 |
| Avg. Stride Freq. [Hz] | 2.4 | 2.4 | 2.3 | 2.3 | 2.4 | 2.2 |
| Avg. Stride Length [m] | 6.1 | 7.3 | 7.3 | 7.2 | 6.5 | 6.8 |



- [] Ranking at each section and finish
- .-.- No data available at this section
- NA No data available



| | |
|--------------------------------|----------------|
| Horse/Jockey Name | Proclaimer |
| Final Rank | 6 |
| Fastest Section Time (Section) | 0:11.49 (600m) |
| Top Speed [km/h] (Section) | 65.0 (400m) |
| Race State | Finished |



Eagle Farm QLD Professional
Race 2: CASCADE QTIS Two-Year-Old Maiden Handicap - 1200m

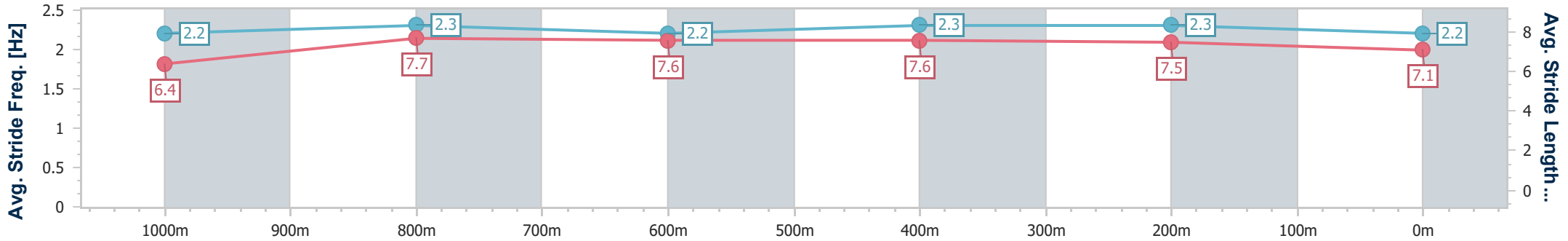
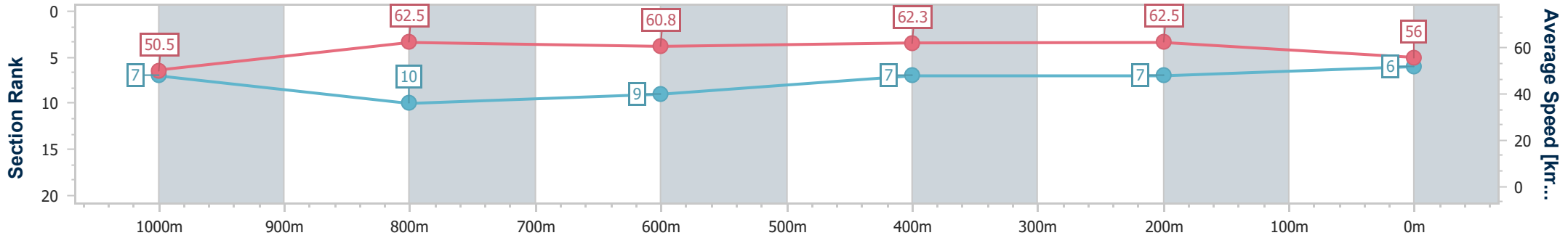
08 May 2024 - 12:35

Track Rating: Soft 7, Weather: Fine, Rail Position: +11m Entire



BRISBANE RACING CLUB

| Section | Overall | 1000m | 800m | 600m | 400m | 200m |
|------------------------|--------------------------|--------------------------|---------------------------|--------------------------|--------------------------|--------------------------|
| Section Times | 1:13.98 [6] (0:14.26) | 0:59.72 [7] (0:11.77) | 0:47.95 [10] (0:12.09) | 0:35.86 [9] (0:11.49) | 0:24.37 [7] (0:11.54) | 0:12.83 [7] (0:12.83) |
| Average Speed [km/h] | 50.5 | 62.5 | 60.8 | 62.3 | 62.5 | 56.0 |
| Top Speed [km/h] | 63.5 | 63.0 | 62.6 | 65.0 | 65.0 | 59.2 |
| Avg. Dist. to Rail [m] | 3.7 | 4.2 | 4.7 | 1.3 | 1.5 | 2.5 |
| Avg. Stride Freq. [Hz] | 2.2 | 2.3 | 2.2 | 2.3 | 2.3 | 2.2 |
| Avg. Stride Length [m] | 6.4 | 7.7 | 7.6 | 7.6 | 7.5 | 7.1 |



- [] Ranking at each section and finish
- .-.- No data available at this section
- NA No data available



| | |
|--------------------------------|-----------------|
| Horse/Jockey Name | I'm Heroic |
| Final Rank | 7 |
| Fastest Section Time (Section) | 0:11.34 (1000m) |
| Top Speed [km/h] (Section) | 68.0 (1000m) |
| Race State | Finished |

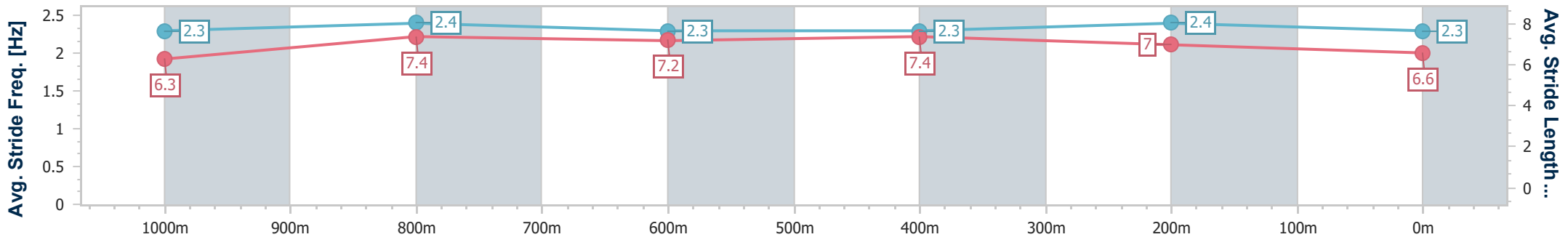
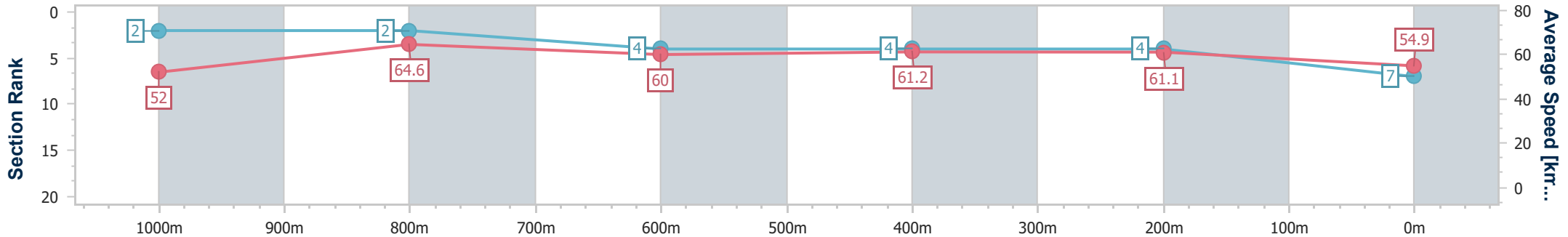


Eagle Farm QLD Professional
 Race 2: CASCADE QTIS Two-Year-Old Maiden Handicap - 1200m
 08 May 2024 - 12:35
 Track Rating: Soft 7, Weather: Fine, Rail Position: +11m Entire



BRISBANE
 RACING CLUB

| Section | Overall | 1000m | 800m | 600m | 400m | 200m |
|------------------------|--------------------------|--------------------------|--------------------------|--------------------------|--------------------------|--------------------------|
| Section Times | 1:14.02 [7] (0:13.91) | 1:00.11 [2] (0:11.34) | 0:48.77 [2] (0:12.11) | 0:36.66 [4] (0:11.76) | 0:24.90 [4] (0:11.79) | 0:13.11 [4] (0:13.11) |
| Average Speed [km/h] | 52.0 | 64.6 | 60.0 | 61.2 | 61.1 | 54.9 |
| Top Speed [km/h] | 67.9 | 68.0 | 61.8 | 62.4 | 63.2 | 58.8 |
| Avg. Dist. to Rail [m] | 3.9 | 3.6 | 2.3 | 0.5 | 0.6 | 0.8 |
| Avg. Stride Freq. [Hz] | 2.3 | 2.4 | 2.3 | 2.3 | 2.4 | 2.3 |
| Avg. Stride Length [m] | 6.3 | 7.4 | 7.2 | 7.4 | 7.0 | 6.6 |



- [] Ranking at each section and finish
- .-.- No data available at this section
- NA No data available



| | |
|--------------------------------|----------------|
| Horse/Jockey Name | Chamierro |
| Final Rank | 8 |
| Fastest Section Time (Section) | 0:11.42 (400m) |
| Top Speed [km/h] (Section) | 65.4 (1000m) |
| Race State | Finished |

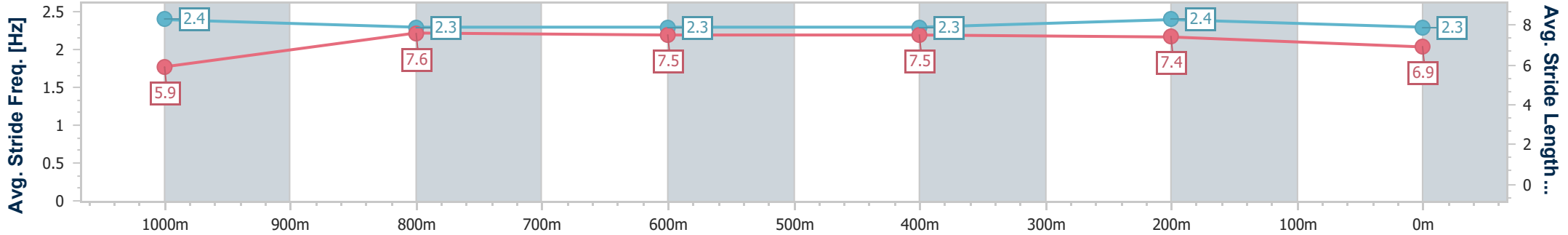
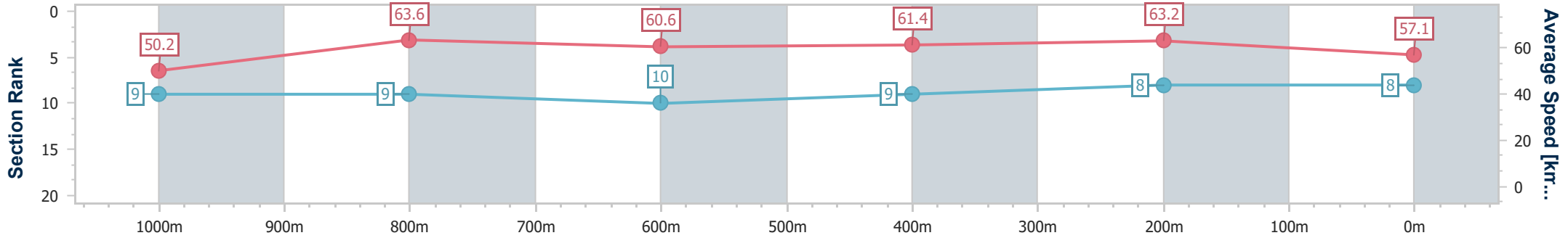


Eagle Farm QLD Professional
 Race 2: CASCADE QTIS Two-Year-Old Maiden Handicap - 1200m
 08 May 2024 - 12:35
 Track Rating: Soft 7, Weather: Fine, Rail Position: +11m Entire



BRISBANE
 RACING CLUB

| Section | Overall | 1000m | 800m | 600m | 400m | 200m |
|------------------------|--------------------------|--------------------------|--------------------------|---------------------------|--------------------------|--------------------------|
| Section Times | 1:14.06 [8] (0:14.43) | 0:59.63 [9] (0:11.59) | 0:48.04 [9] (0:12.14) | 0:35.90 [10] (0:11.86) | 0:24.04 [9] (0:11.42) | 0:12.62 [8] (0:12.62) |
| Average Speed [km/h] | 50.2 | 63.6 | 60.6 | 61.4 | 63.2 | 57.1 |
| Top Speed [km/h] | 63.2 | 65.4 | 63.2 | 64.1 | 64.1 | 60.6 |
| Avg. Dist. to Rail [m] | 6.5 | 4.6 | 5.5 | 2.6 | 4.5 | 7.3 |
| Avg. Stride Freq. [Hz] | 2.4 | 2.3 | 2.3 | 2.3 | 2.4 | 2.3 |
| Avg. Stride Length [m] | 5.9 | 7.6 | 7.5 | 7.5 | 7.4 | 6.9 |



- [] Ranking at each section and finish
- .-.- No data available at this section
- NA No data available



| | |
|--------------------------------|-----------------|
| Horse/Jockey Name | Perfect Dawn |
| Final Rank | 9 |
| Fastest Section Time (Section) | 0:11.34 (1000m) |
| Top Speed [km/h] (Section) | 64.8 (400m) |
| Race State | Finished |



Eagle Farm QLD Professional
Race 2: CASCADE QTIS Two-Year-Old Maiden Handicap - 1200m

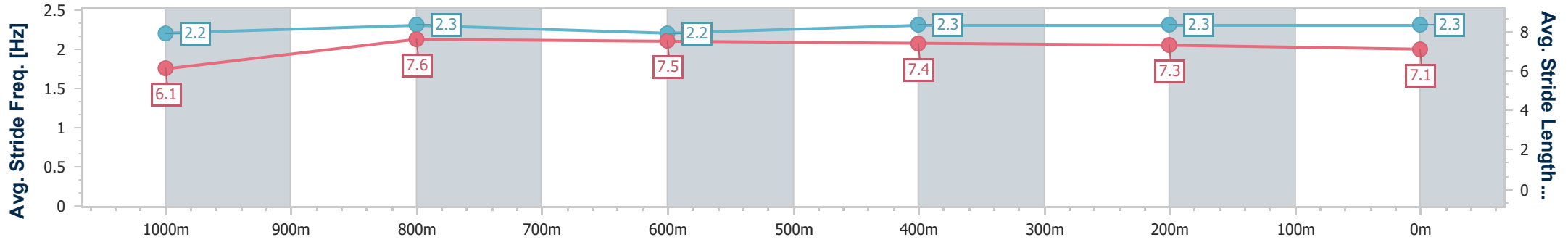
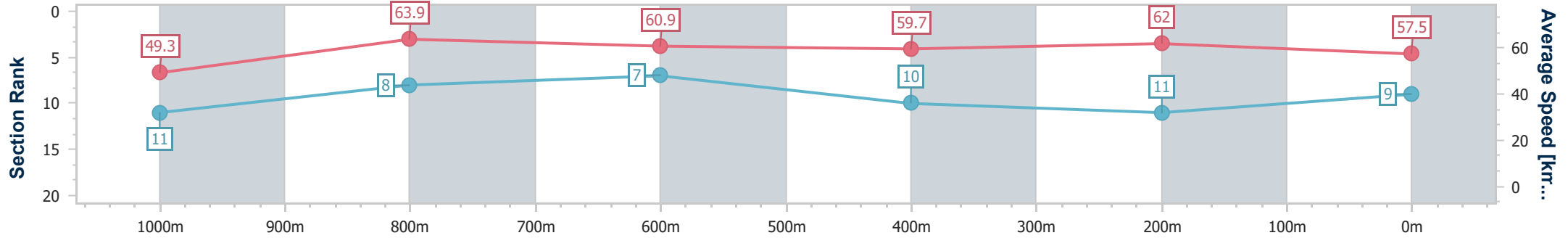


08 May 2024 - 12:35

BRISBANE RACING CLUB

Track Rating: Soft 7, Weather: Fine, Rail Position: +11m Entire

| Section | Overall | 1000m | 800m | 600m | 400m | 200m |
|------------------------|--------------------------|---------------------------|--------------------------|--------------------------|---------------------------|---------------------------|
| Section Times | 1:14.20 [9] (0:14.66) | 0:59.54 [11] (0:11.34) | 0:48.20 [8] (0:11.92) | 0:36.28 [7] (0:12.13) | 0:24.15 [10] (0:11.67) | 0:12.48 [11] (0:12.48) |
| Average Speed [km/h] | 49.3 | 63.9 | 60.9 | 59.7 | 62.0 | 57.5 |
| Top Speed [km/h] | 63.4 | 64.6 | 63.2 | 64.7 | 64.8 | 60.8 |
| Avg. Dist. to Rail [m] | 6.0 | 1.5 | 1.4 | 2.3 | 2.5 | 0.6 |
| Avg. Stride Freq. [Hz] | 2.2 | 2.3 | 2.2 | 2.3 | 2.3 | 2.3 |
| Avg. Stride Length [m] | 6.1 | 7.6 | 7.5 | 7.4 | 7.3 | 7.1 |



- [] Ranking at each section and finish
- .-.- No data available at this section
- NA No data available



| | |
|--------------------------------|----------------|
| Horse/Jockey Name | Blitzum |
| Final Rank | 10 |
| Fastest Section Time (Section) | 0:11.54 (400m) |
| Top Speed [km/h] (Section) | 65.2 (1000m) |
| Race State | Finished |

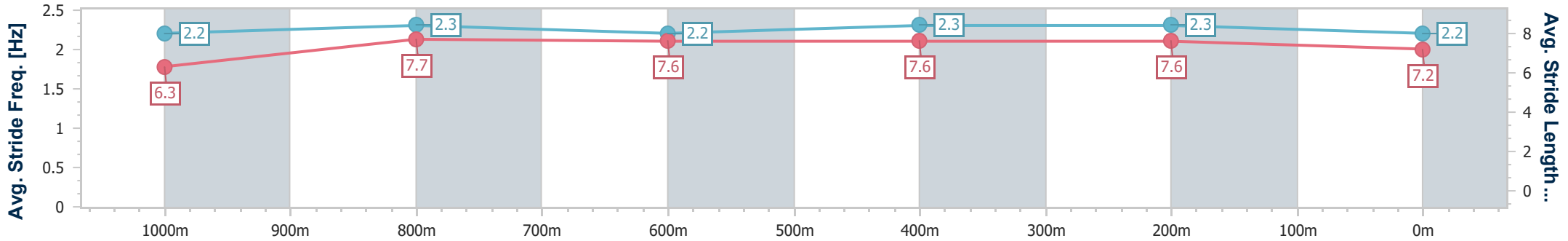
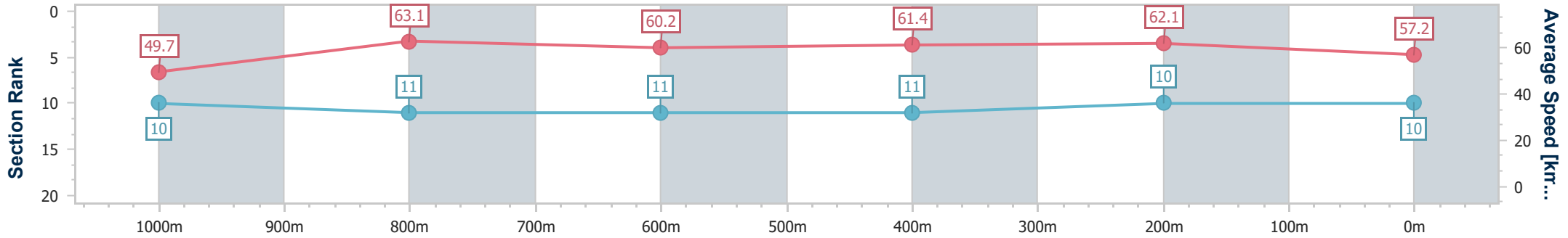


Eagle Farm QLD Professional
 Race 2: CASCADE QTIS Two-Year-Old Maiden Handicap - 1200m
 08 May 2024 - 12:35
 Track Rating: Soft 7, Weather: Fine, Rail Position: +11m Entire



BRISBANE RACING CLUB

| Section | Overall | 1000m | 800m | 600m | 400m | 200m |
|------------------------|---------------------------|---------------------------|---------------------------|---------------------------|---------------------------|---------------------------|
| Section Times | 1:14.30 [10] (0:14.61) | 0:59.69 [10] (0:11.60) | 0:48.09 [11] (0:12.08) | 0:36.01 [11] (0:11.84) | 0:24.17 [11] (0:11.54) | 0:12.63 [10] (0:12.63) |
| Average Speed [km/h] | 49.7 | 63.1 | 60.2 | 61.4 | 62.1 | 57.2 |
| Top Speed [km/h] | 62.6 | 65.2 | 61.8 | 64.9 | 64.8 | 59.7 |
| Avg. Dist. to Rail [m] | 8.2 | 3.8 | 2.2 | 1.7 | 6.1 | 7.4 |
| Avg. Stride Freq. [Hz] | 2.2 | 2.3 | 2.2 | 2.3 | 2.3 | 2.2 |
| Avg. Stride Length [m] | 6.3 | 7.7 | 7.6 | 7.6 | 7.6 | 7.2 |



- [] Ranking at each section and finish
- .-.- No data available at this section
- NA No data available



| | |
|--------------------------------|-----------------|
| Horse/Jockey Name | La Cometa |
| Final Rank | 11 |
| Fastest Section Time (Section) | 0:11.65 (1000m) |
| Top Speed [km/h] (Section) | 64.4 (1000m) |
| Race State | Finished |

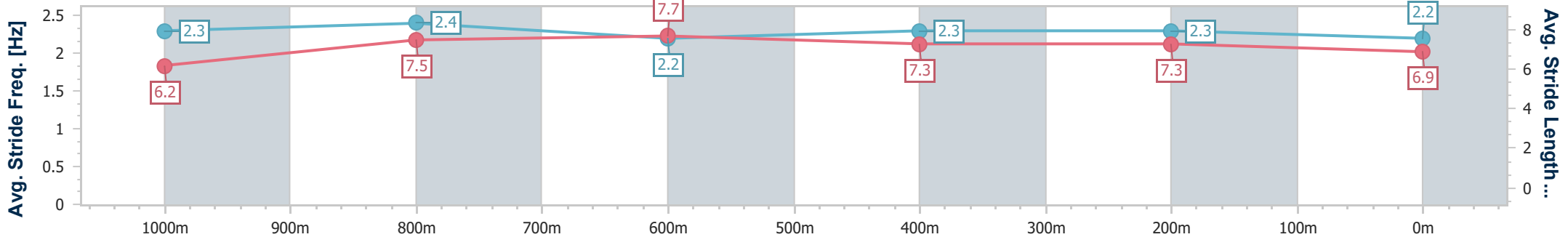
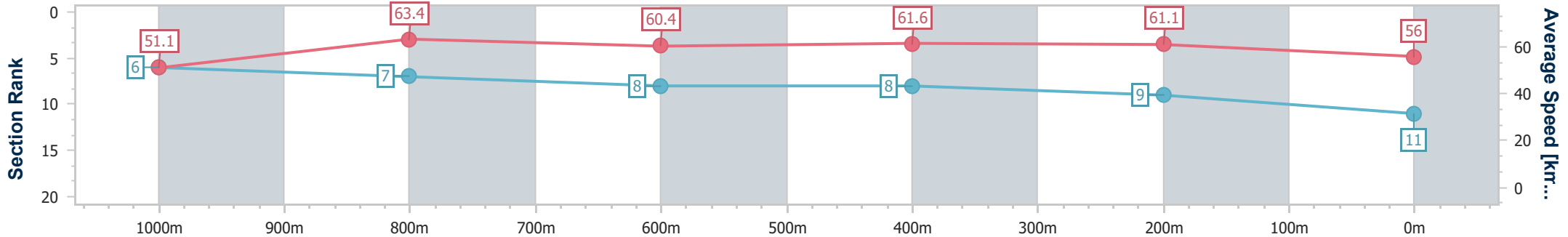


Eagle Farm QLD Professional
 Race 2: CASCADE QTIS Two-Year-Old Maiden Handicap - 1200m
 08 May 2024 - 12:35
 Track Rating: Soft 7, Weather: Fine, Rail Position: +11m Entire



BRISBANE
 RACING CLUB

| Section | Overall | 1000m | 800m | 600m | 400m | 200m |
|------------------------|---------------------------|--------------------------|--------------------------|--------------------------|--------------------------|--------------------------|
| Section Times | 1:14.39 [11] (0:14.21) | 1:00.18 [6] (0:11.65) | 0:48.53 [7] (0:12.09) | 0:36.44 [8] (0:11.78) | 0:24.66 [8] (0:11.77) | 0:12.89 [9] (0:12.89) |
| Average Speed [km/h] | 51.1 | 63.4 | 60.4 | 61.6 | 61.1 | 56.0 |
| Top Speed [km/h] | 63.3 | 64.4 | 63.4 | 63.1 | 63.1 | 58.9 |
| Avg. Dist. to Rail [m] | 6.4 | 4.6 | 3.1 | 2.1 | 6.1 | 8.7 |
| Avg. Stride Freq. [Hz] | 2.3 | 2.4 | 2.2 | 2.3 | 2.3 | 2.2 |
| Avg. Stride Length [m] | 6.2 | 7.5 | 7.7 | 7.3 | 7.3 | 6.9 |



- [] Ranking at each section and finish
- .-.- No data available at this section
- NA No data available



Eagle Farm QLD Professional

Race 3: BECOME A BRC MEMBER QTIS Three-Year-Old Maiden Plate - 1200m

08 May 2024 - 13:09



BRISBANE
RACING CLUB

Track Rating: Soft 7, Weather: Fine, Rail Position: +11m Entire

| Section | | | | | | | | | | | | | Last 600m | |
|-------------|-------------------------------------|----------------------|----------------------|----------------------|---------------------------|---------------------------|---------------------------|---------------------------|---------------------------|---------------------------|---------|---------|------------------------|--|
| Field Times | | Overall | 1000m | 800m | 600m | 400m | 200m | | | | | | 0:35.84 | |
| | | 1:12.11 (0:13.51) | 0:58.60 (0:11.06) | 0:47.54 (0:11.70) | 0:35.84 (0:11.73) | 0:24.11 (0:11.72) | 0:12.39 (0:12.39) | | | | | | | |
| Rank | TAB Horse/Jockey | Barrier | Top Speed [km/h] | Fastest Section | | | | | | | | Margin | Distance Travelled [m] | |
| 1 | 1 ABOUT TO EXPLODE James Orman | 14 | 66.1 400m | 0:11.14 400m | 1:12.11 [1] (0:14.82) | 0:57.29 [11] (0:11.32) | 0:45.97 [11] (0:11.63) | 0:34.34 [11] (0:11.22) | 0:23.12 [10] (0:11.14) | 0:11.98 [5] (0:11.98) | 1:12.11 | 0:34.34 | | |
| 2 | 15 MISS MIRIAM Damien Thornton | 3 | 65.5 1000m | 0:11.27 600m | 1:12.16 [2] (0:13.96) | 0:58.20 [4] (0:11.29) | 0:46.91 [4] (0:11.73) | 0:35.18 [5] (0:11.27) | 0:23.91 [5] (0:11.53) | 0:12.38 [2] (0:12.38) | 0.05L | 0:35.18 | +7 | |
| 3 | 7 PAYLINE Tahlia Fenlon | 4 | 67.3 600m | 0:11.17 600m | 1:12.72 [3] (0:14.21) | 0:58.51 [6] (0:11.35) | 0:47.16 [7] (0:11.73) | 0:35.43 [7] (0:11.17) | 0:24.26 [7] (0:11.38) | 0:12.88 [3] (0:12.88) | 0.56L | 0:35.43 | +10 | |
| 4 | 10 MOONFLEET Justin Huxtable | 16 | 66.5 600m | 0:11.20 600m | 1:12.78 [4] (0:14.53) | 0:58.25 [8] (0:11.38) | 0:46.87 [9] (0:11.71) | 0:35.16 [9] (0:11.20) | 0:23.96 [8] (0:11.39) | 0:12.57 [6] (0:12.57) | 0.06L | 0:35.16 | +4 | |
| 5 | 11 WINNING EDITION Martin Harley | 5 | 66.2 600m | 0:11.28 600m | 1:12.91 [5] (0:14.00) | 0:58.91 [5] (0:11.29) | 0:47.62 [5] (0:11.66) | 0:35.96 [4] (0:11.28) | 0:24.68 [4] (0:11.72) | 0:12.96 [4] (0:12.96) | 0.13L | 0:35.96 | +5 | |
| 6 | 14 ITZA MOTZA Robbie Dolan | 9 | 65.5 1000m | 0:11.24 1000m | 1:13.06 [6] (0:14.67) | 0:58.39 [9] (0:11.24) | 0:47.15 [8] (0:11.55) | 0:35.60 [8] (0:11.44) | 0:24.16 [9] (0:11.44) | 0:12.72 [9] (0:12.72) | 0.15L | 0:35.60 | +5 | |
| 7 | 8 SER JOH Kyle Wilson-Taylor | 7 | 65.4 Overall | 0:11.33 1000m | 1:13.21 [7] (0:13.69) | 0:59.52 [3] (0:11.33) | 0:48.19 [3] (0:11.65) | 0:36.54 [3] (0:11.33) | 0:25.21 [1] (0:11.72) | 0:13.49 [1] (0:13.49) | 0.15L | 0:36.54 | +4 | |
| 8 | 2 DUKE OF LANCASTER Jim Byrne | 2 | 65.7 600m | 0:11.27 1000m | 1:13.34 [8] (0:14.26) | 0:59.08 [7] (0:11.27) | 0:47.81 [6] (0:11.62) | 0:36.19 [6] (0:11.27) | 0:24.92 [6] (0:11.79) | 0:13.13 [7] (0:13.13) | 0.13L | 0:36.19 | +5 | |
| 9 | 16 BIT OF GRUNT Mark Du Plessis | 17 | 66.4 1000m | 0:11.31 1000m | 1:13.46 [9] (0:14.69) | 0:58.77 [10] (0:11.31) | 0:47.46 [10] (0:11.72) | 0:35.74 [10] (0:11.47) | 0:24.27 [11] (0:11.41) | 0:12.86 [11] (0:12.86) | 0.12L | 0:35.74 | +12 | |
| 10 | 3 EPIC FLASH Cejay Graham | 1 | 66.7 1000m | 0:11.06 1000m | 1:14.06 [10] (0:13.51) | 1:00.55 [1] (0:11.06) | 0:49.49 [1] (0:11.70) | 0:37.79 [1] (0:11.81) | 0:25.98 [2] (0:12.31) | 0:13.67 [10] (0:13.67) | 0.6L | 0:37.79 | +5 | |

Scratched: It'sallsaidandone (#18), Mystic Mac (#12), Going Dutch (#4), Grey Impact (#9), She's A Ferrari (#17), Strapperoo (#19), Neo Diamond (#6), Silverado Miss (#13)



Eagle Farm QLD Professional
Race 3: BECOME A BRC MEMBER QTIS Three-Year-Old Maiden Plate - 1200m
08 May 2024 - 13:09



Track Rating: Soft 7, Weather: Fine, Rail Position: +11m Entire

| Section | Overall | 1000m | 800m | 600m | 400m | 200m | Last 600m |
|-------------|----------------------|----------------------|----------------------|----------------------|----------------------|----------------------|-----------|
| Field Times | 1:12.11 (0:13.51) | 0:58.60 (0:11.06) | 0:47.54 (0:11.70) | 0:35.84 (0:11.73) | 0:24.11 (0:11.72) | 0:12.39 (0:12.39) | 0:35.84 |

| Rank | TAB | Horse/Jockey | Barrier | Top Speed [km/h] | Fastest Section | Margin | Distance Travelled [m] |
|------|-----|---------------------|---------|------------------|---------------------------|--------|------------------------|
| 11 | 5 | MERCIAN | 10 | 66.9 | 0:11.30 | 0.27L | +6 |
| | | Georgina Cartwright | | Overall | 1000m | | |
| | | | | | 1:14.33 [11] (0:13.52) | | |
| | | | | | 1:00.81 [2] (0:11.30) | | |
| | | | | | 0:49.51 [2] (0:11.81) | | |
| | | | | | 0:37.70 [2] (0:11.46) | | |
| | | | | | 0:26.24 [3] (0:12.17) | | |
| | | | | | 0:14.07 [8] (0:14.07) | | |

Scratched: It'sallsaidandone (#18), Mystic Mac (#12), Going Dutch (#4), Grey Impact (#9), She's A Ferrari (#17), Strapperoo (#19), Neo Diamond (#6), Silverado Miss (#13)

[] Ranking at each section and finish
 -:-:- No data available at this section
 NA No data available

SCN Saddle cloth number
 DNF Did not finish
 DNT Did not track



| | |
|--------------------------------|------------------|
| Horse/Jockey Name | About To Explode |
| Final Rank | 1 |
| Fastest Section Time (Section) | 0:11.14 (400m) |
| Top Speed [km/h] (Section) | 66.1 (400m) |
| Race State | Finished |

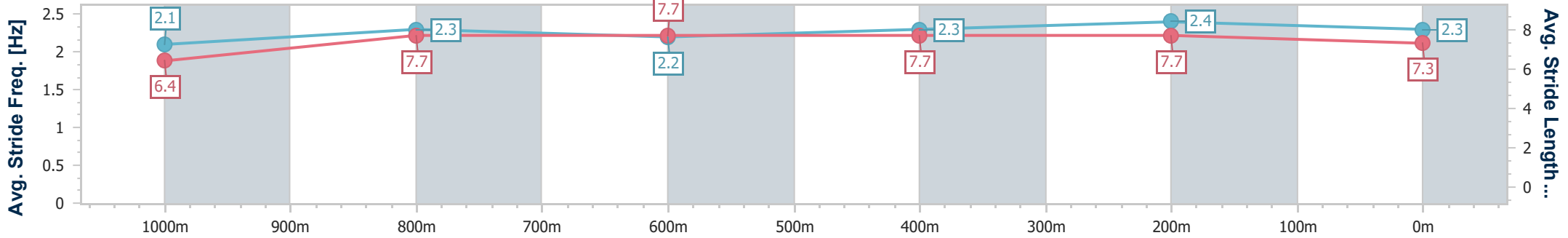
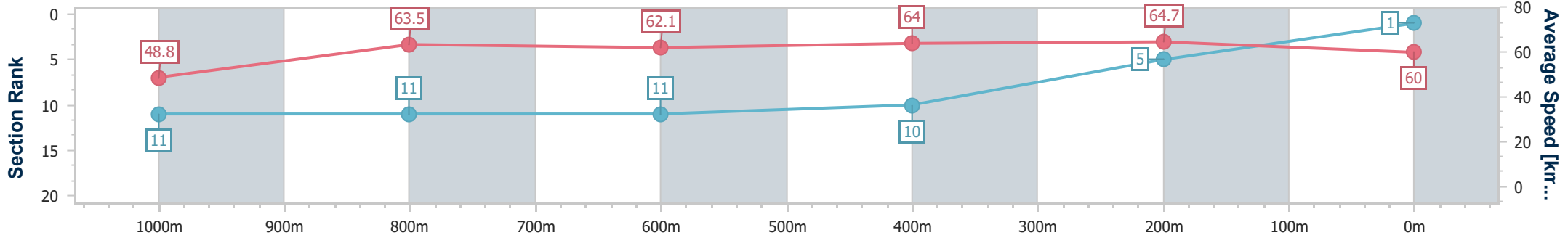


Eagle Farm QLD Professional
 Race 3: BECOME A BRC MEMBER QTIS Three-Year-Old Maiden
 Plate - 1200m
 08 May 2024 - 13:09
 Track Rating: Soft 7, Weather: Fine, Rail Position: +11m Entire



BRISBANE
 RACING CLUB

| Section | Overall | 1000m | 800m | 600m | 400m | 200m |
|------------------------|--------------------------|---------------------------|---------------------------|---------------------------|---------------------------|--------------------------|
| Section Times | 1:12.11 [1] (0:14.82) | 0:57.29 [11] (0:11.32) | 0:45.97 [11] (0:11.63) | 0:34.34 [11] (0:11.22) | 0:23.12 [10] (0:11.14) | 0:11.98 [5] (0:11.98) |
| Average Speed [km/h] | 48.8 | 63.5 | 62.1 | 64.0 | 64.7 | 60.0 |
| Top Speed [km/h] | 61.1 | 64.9 | 63.6 | 65.7 | 66.1 | 62.1 |
| Avg. Dist. to Rail [m] | 3.3 | 0.3 | 0.2 | 0.5 | 2.7 | 2.5 |
| Avg. Stride Freq. [Hz] | 2.1 | 2.3 | 2.2 | 2.3 | 2.4 | 2.3 |
| Avg. Stride Length [m] | 6.4 | 7.7 | 7.7 | 7.7 | 7.7 | 7.3 |



- [] Ranking at each section and finish
- .-.- No data available at this section
- NA No data available



| | |
|--------------------------------|----------------|
| Horse/Jockey Name | Miss Miriam |
| Final Rank | 2 |
| Fastest Section Time (Section) | 0:11.27 (600m) |
| Top Speed [km/h] (Section) | 65.5 (1000m) |
| Race State | Finished |

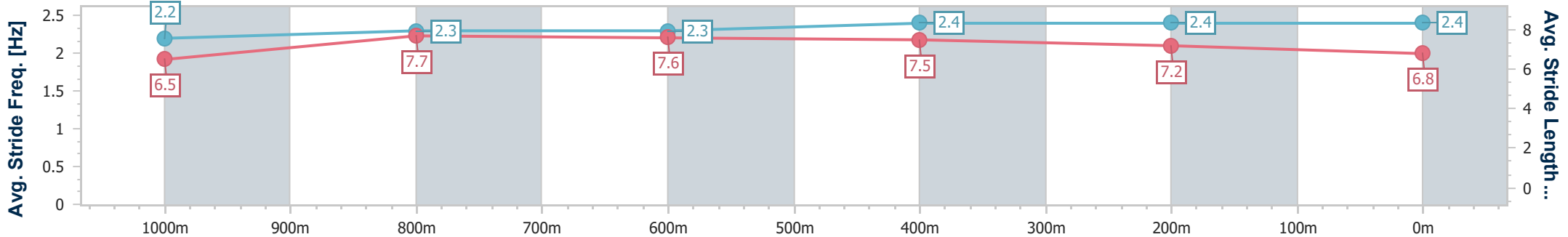
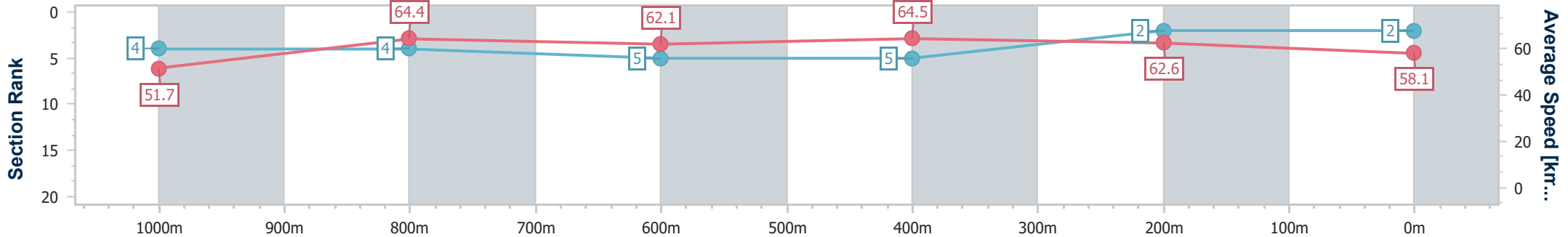


Eagle Farm QLD Professional
 Race 3: BECOME A BRC MEMBER QTIS Three-Year-Old Maiden
 Plate - 1200m
 08 May 2024 - 13:09
 Track Rating: Soft 7, Weather: Fine, Rail Position: +11m Entire



BRISBANE
 RACING CLUB

| Section | Overall | 1000m | 800m | 600m | 400m | 200m |
|------------------------|--------------------------|--------------------------|--------------------------|--------------------------|--------------------------|--------------------------|
| Section Times | 1:12.16 [2] (0:13.96) | 0:58.20 [4] (0:11.29) | 0:46.91 [4] (0:11.73) | 0:35.18 [5] (0:11.27) | 0:23.91 [5] (0:11.53) | 0:12.38 [2] (0:12.38) |
| Average Speed [km/h] | 51.7 | 64.4 | 62.1 | 64.5 | 62.6 | 58.1 |
| Top Speed [km/h] | 63.9 | 65.5 | 65.0 | 65.2 | 64.1 | 61.1 |
| Avg. Dist. to Rail [m] | 1.1 | 1.9 | 3.1 | 2.0 | 1.3 | 0.7 |
| Avg. Stride Freq. [Hz] | 2.2 | 2.3 | 2.3 | 2.4 | 2.4 | 2.4 |
| Avg. Stride Length [m] | 6.5 | 7.7 | 7.6 | 7.5 | 7.2 | 6.8 |



- [] Ranking at each section and finish
- .-.- No data available at this section
- NA No data available



| | |
|--------------------------------|----------------|
| Horse/Jockey Name | Payline |
| Final Rank | 3 |
| Fastest Section Time (Section) | 0:11.17 (600m) |
| Top Speed [km/h] (Section) | 67.3 (600m) |
| Race State | Finished |

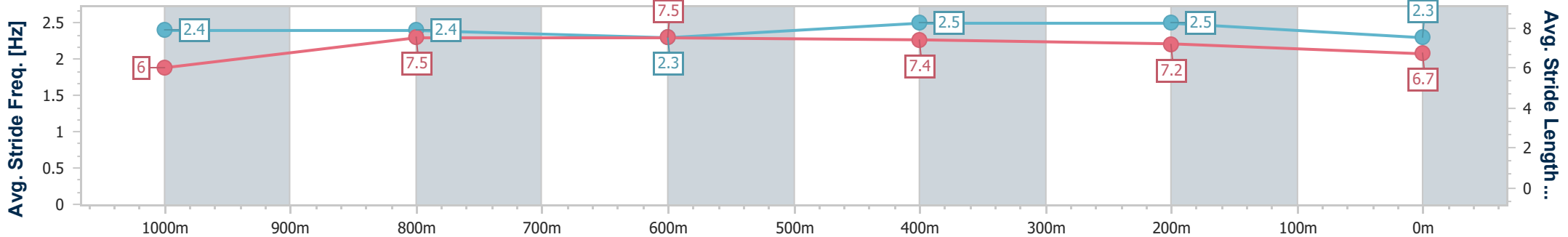
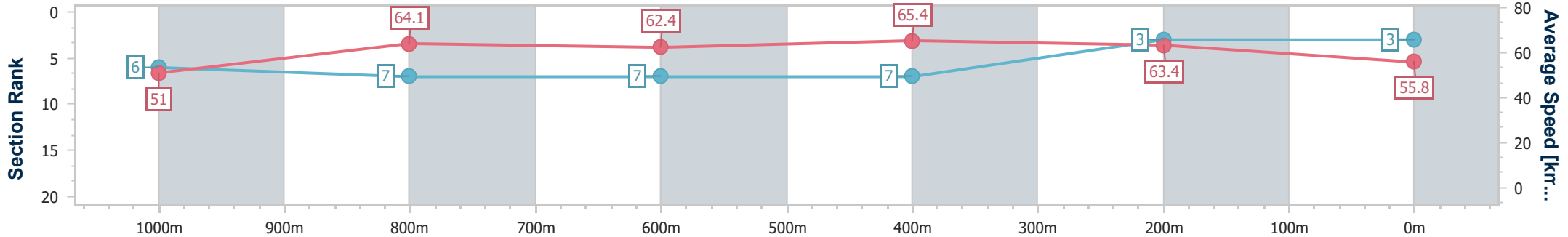


Eagle Farm QLD Professional
 Race 3: BECOME A BRC MEMBER QTIS Three-Year-Old Maiden
 Plate - 1200m
 08 May 2024 - 13:09
 Track Rating: Soft 7, Weather: Fine, Rail Position: +11m Entire



BRISBANE
 RACING CLUB

| Section | Overall | 1000m | 800m | 600m | 400m | 200m |
|------------------------|--------------------------|--------------------------|--------------------------|--------------------------|--------------------------|--------------------------|
| Section Times | 1:12.72 [3] (0:14.21) | 0:58.51 [6] (0:11.35) | 0:47.16 [7] (0:11.73) | 0:35.43 [7] (0:11.17) | 0:24.26 [7] (0:11.38) | 0:12.88 [3] (0:12.88) |
| Average Speed [km/h] | 51.0 | 64.1 | 62.4 | 65.4 | 63.4 | 55.8 |
| Top Speed [km/h] | 66.1 | 66.0 | 65.1 | 67.3 | 65.2 | 60.1 |
| Avg. Dist. to Rail [m] | 2.4 | 2.8 | 2.9 | 3.9 | 4.8 | 2.0 |
| Avg. Stride Freq. [Hz] | 2.4 | 2.4 | 2.3 | 2.5 | 2.5 | 2.3 |
| Avg. Stride Length [m] | 6.0 | 7.5 | 7.5 | 7.4 | 7.2 | 6.7 |



- [] Ranking at each section and finish
- .-.- No data available at this section
- NA No data available



| | |
|--------------------------------|----------------|
| Horse/Jockey Name | Moonfleet |
| Final Rank | 4 |
| Fastest Section Time (Section) | 0:11.20 (600m) |
| Top Speed [km/h] (Section) | 66.5 (600m) |
| Race State | Finished |

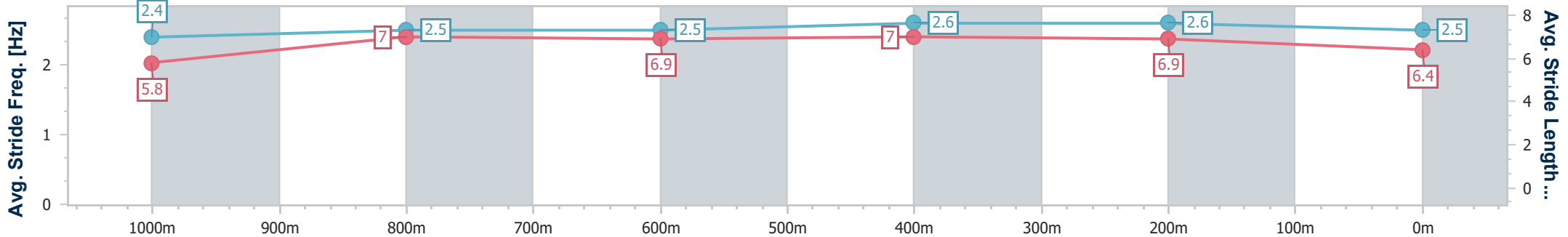
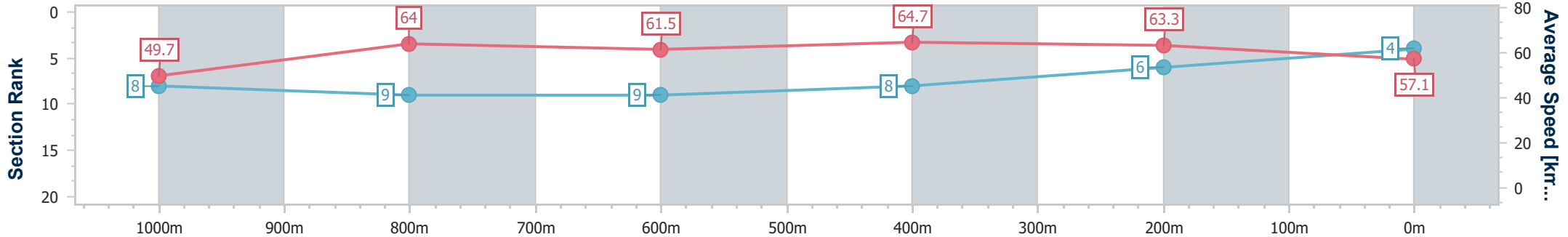


Eagle Farm QLD Professional
 Race 3: BECOME A BRC MEMBER QTIS Three-Year-Old Maiden
 Plate - 1200m
 08 May 2024 - 13:09
 Track Rating: Soft 7, Weather: Fine, Rail Position: +11m Entire



BRISBANE
 RACING CLUB

| Section | Overall | 1000m | 800m | 600m | 400m | 200m |
|------------------------|--------------------------|--------------------------|--------------------------|--------------------------|--------------------------|-------------|
| Section Times | 1:12.78 [4] (0:14.53) | 0:58.25 [8] (0:11.38) | 0:46.87 [9] (0:11.71) | 0:35.16 [9] (0:11.20) | 0:23.96 [8] (0:11.39) | 0:12.57 [6] |
| Average Speed [km/h] | 49.7 | 64.0 | 61.5 | 64.7 | 63.3 | 57.1 |
| Top Speed [km/h] | 62.9 | 64.8 | 64.4 | 66.5 | 66.5 | 60.7 |
| Avg. Dist. to Rail [m] | 4.5 | 1.6 | 0.8 | 0.9 | 6.3 | 7.2 |
| Avg. Stride Freq. [Hz] | 2.4 | 2.5 | 2.5 | 2.6 | 2.6 | 2.5 |
| Avg. Stride Length [m] | 5.8 | 7.0 | 6.9 | 7.0 | 6.9 | 6.4 |



- [] Ranking at each section and finish
- .-.- No data available at this section
- NA No data available



| | |
|--------------------------------|-----------------|
| Horse/Jockey Name | Winning Edition |
| Final Rank | 5 |
| Fastest Section Time (Section) | 0:11.28 (600m) |
| Top Speed [km/h] (Section) | 66.2 (600m) |
| Race State | Finished |

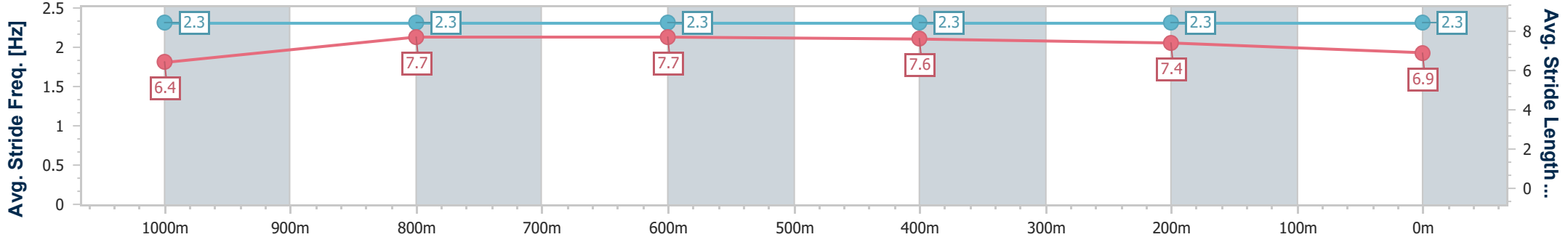
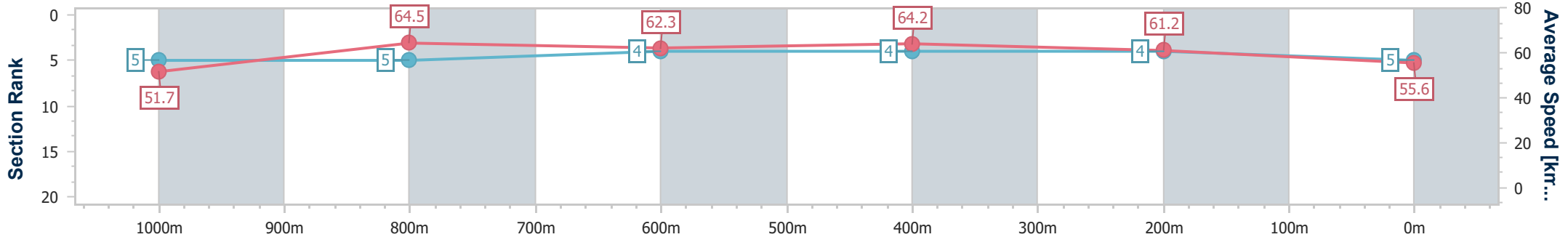


Eagle Farm QLD Professional
 Race 3: BECOME A BRC MEMBER QTIS Three-Year-Old Maiden
 Plate - 1200m
 08 May 2024 - 13:09
 Track Rating: Soft 7, Weather: Fine, Rail Position: +11m Entire



BRISBANE
 RACING CLUB

| Section | Overall | 1000m | 800m | 600m | 400m | 200m |
|------------------------|--------------------------|--------------------------|--------------------------|--------------------------|--------------------------|--------------------------|
| Section Times | 1:12.91 [5] (0:14.00) | 0:58.91 [5] (0:11.29) | 0:47.62 [5] (0:11.66) | 0:35.96 [4] (0:11.28) | 0:24.68 [4] (0:11.72) | 0:12.96 [4] (0:12.96) |
| Average Speed [km/h] | 51.7 | 64.5 | 62.3 | 64.2 | 61.2 | 55.6 |
| Top Speed [km/h] | 65.0 | 65.6 | 64.8 | 66.2 | 63.7 | 59.2 |
| Avg. Dist. to Rail [m] | 3.4 | 2.8 | 1.9 | 1.1 | 1.6 | 2.6 |
| Avg. Stride Freq. [Hz] | 2.3 | 2.3 | 2.3 | 2.3 | 2.3 | 2.3 |
| Avg. Stride Length [m] | 6.4 | 7.7 | 7.7 | 7.6 | 7.4 | 6.9 |



- [] Ranking at each section and finish
- .-.- No data available at this section
- NA No data available



| | |
|--------------------------------|-----------------|
| Horse/Jockey Name | Itza Motza |
| Final Rank | 6 |
| Fastest Section Time (Section) | 0:11.24 (1000m) |
| Top Speed [km/h] (Section) | 65.5 (1000m) |
| Race State | Finished |

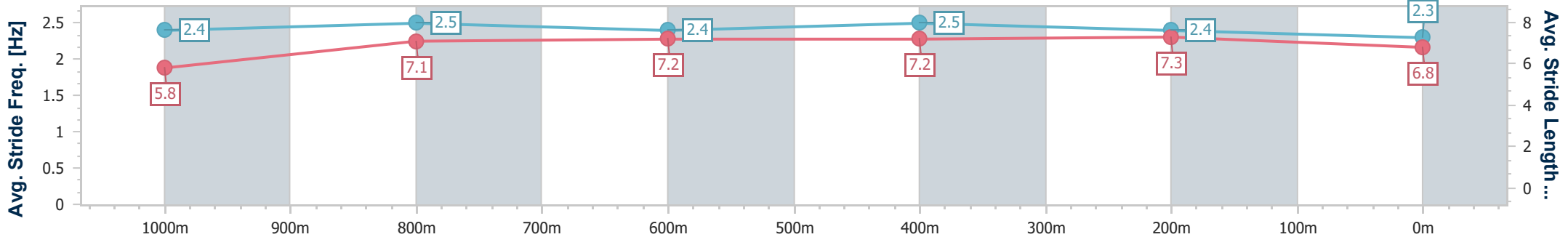
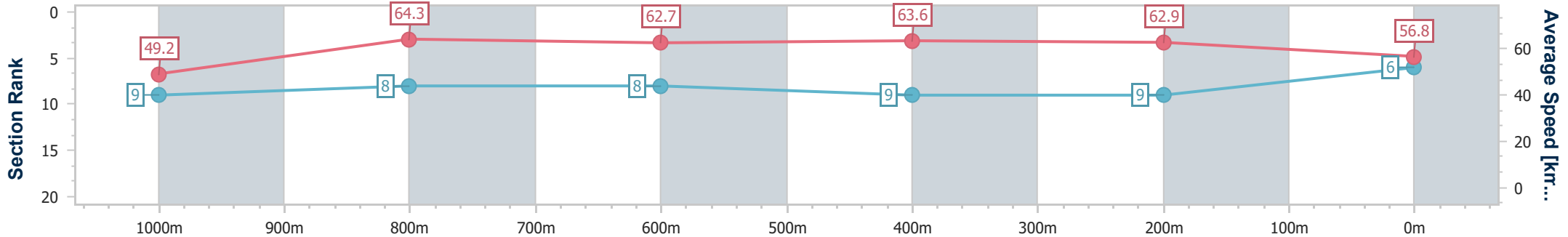


Eagle Farm QLD Professional
 Race 3: BECOME A BRC MEMBER QTIS Three-Year-Old Maiden
 Plate - 1200m
 08 May 2024 - 13:09
 Track Rating: Soft 7, Weather: Fine, Rail Position: +11m Entire



BRISBANE
 RACING CLUB

| Section | Overall | 1000m | 800m | 600m | 400m | 200m |
|------------------------|--------------------------|--------------------------|--------------------------|--------------------------|--------------------------|--------------------------|
| Section Times | 1:13.06 [6] (0:14.67) | 0:58.39 [9] (0:11.24) | 0:47.15 [8] (0:11.55) | 0:35.60 [8] (0:11.44) | 0:24.16 [9] (0:11.44) | 0:12.72 [9] (0:12.72) |
| Average Speed [km/h] | 49.2 | 64.3 | 62.7 | 63.6 | 62.9 | 56.8 |
| Top Speed [km/h] | 62.8 | 65.5 | 64.9 | 65.4 | 65.5 | 59.0 |
| Avg. Dist. to Rail [m] | 3.1 | 1.1 | 1.1 | 2.3 | 0.9 | 0.7 |
| Avg. Stride Freq. [Hz] | 2.4 | 2.5 | 2.4 | 2.5 | 2.4 | 2.3 |
| Avg. Stride Length [m] | 5.8 | 7.1 | 7.2 | 7.2 | 7.3 | 6.8 |



- [] Ranking at each section and finish
- .-.- No data available at this section
- NA No data available



| | |
|--------------------------------|-----------------|
| Horse/Jockey Name | Ser Joh |
| Final Rank | 7 |
| Fastest Section Time (Section) | 0:11.33 (1000m) |
| Top Speed [km/h] (Section) | 65.4 (Overall) |
| Race State | Finished |

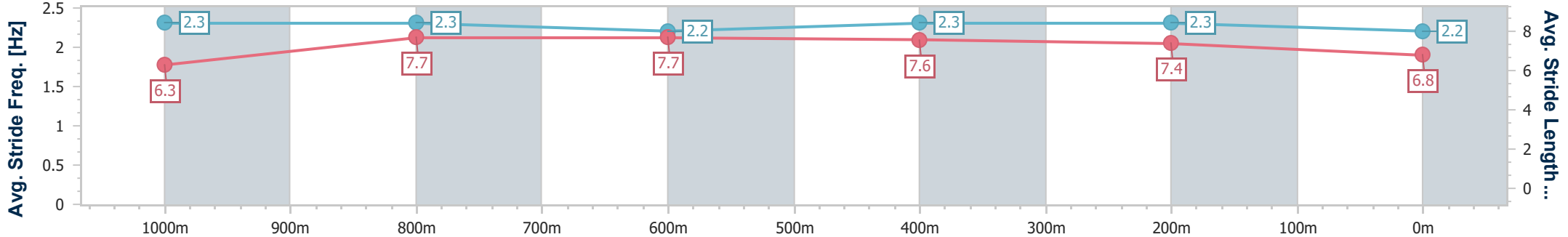
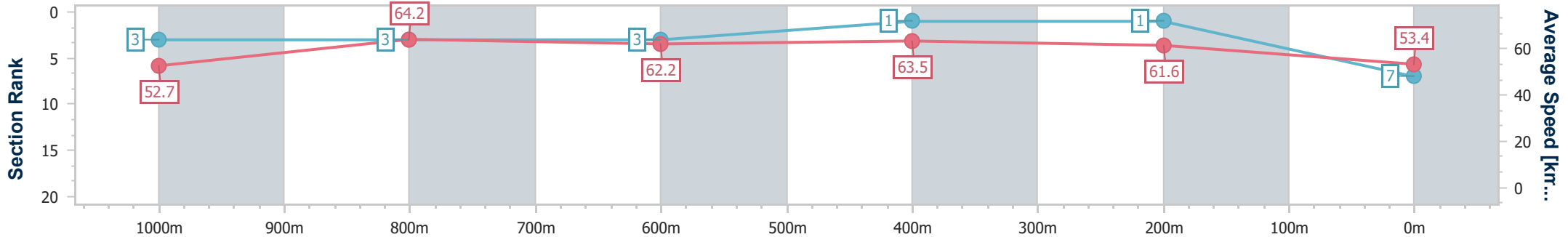


Eagle Farm QLD Professional
 Race 3: BECOME A BRC MEMBER QTIS Three-Year-Old Maiden
 Plate - 1200m
 08 May 2024 - 13:09
 Track Rating: Soft 7, Weather: Fine, Rail Position: +11m Entire



BRISBANE
 RACING CLUB

| Section | Overall | 1000m | 800m | 600m | 400m | 200m |
|------------------------|--------------------------|--------------------------|--------------------------|--------------------------|--------------------------|--------------------------|
| Section Times | 1:13.21 [7] (0:13.69) | 0:59.52 [3] (0:11.33) | 0:48.19 [3] (0:11.65) | 0:36.54 [3] (0:11.33) | 0:25.21 [1] (0:11.72) | 0:13.49 [1] (0:13.49) |
| Average Speed [km/h] | 52.7 | 64.2 | 62.2 | 63.5 | 61.6 | 53.4 |
| Top Speed [km/h] | 65.4 | 64.9 | 64.8 | 65.2 | 63.1 | 58.2 |
| Avg. Dist. to Rail [m] | 3.1 | 2.0 | 1.6 | 0.5 | 1.1 | 1.9 |
| Avg. Stride Freq. [Hz] | 2.3 | 2.3 | 2.2 | 2.3 | 2.3 | 2.2 |
| Avg. Stride Length [m] | 6.3 | 7.7 | 7.7 | 7.6 | 7.4 | 6.8 |



- [] Ranking at each section and finish
- .-.- No data available at this section
- NA No data available



| | |
|--------------------------------|-------------------|
| Horse/Jockey Name | Duke Of Lancaster |
| Final Rank | 8 |
| Fastest Section Time (Section) | 0:11.27 (1000m) |
| Top Speed [km/h] (Section) | 65.7 (600m) |
| Race State | Finished |

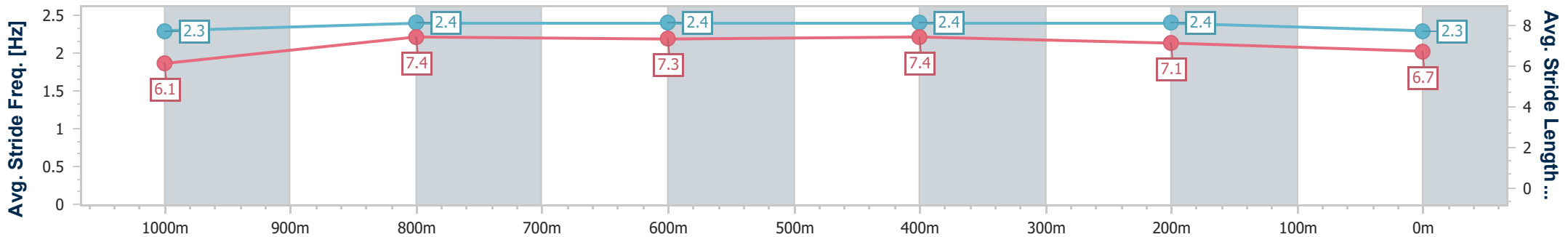
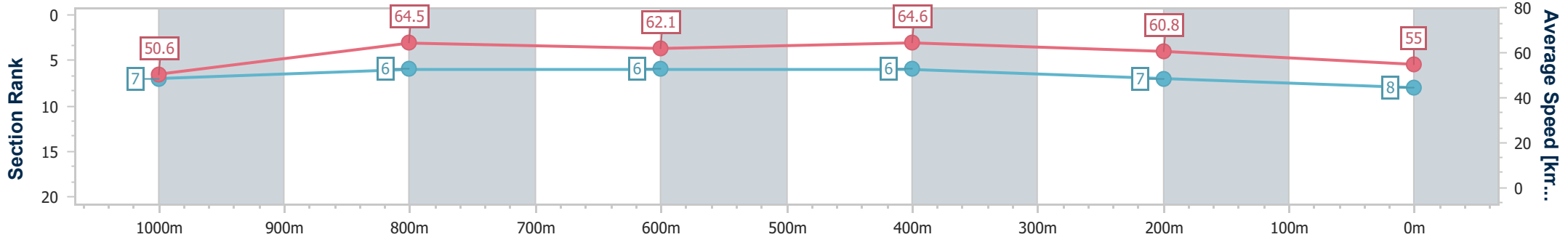


Eagle Farm QLD Professional
 Race 3: BECOME A BRC MEMBER QTIS Three-Year-Old Maiden
 Plate - 1200m
 08 May 2024 - 13:09
 Track Rating: Soft 7, Weather: Fine, Rail Position: +11m Entire



BRISBANE
 RACING CLUB

| Section | Overall | 1000m | 800m | 600m | 400m | 200m |
|------------------------|--------------------------|--------------------------|--------------------------|--------------------------|--------------------------|--------------------------|
| Section Times | 1:13.34 [8] (0:14.26) | 0:59.08 [7] (0:11.27) | 0:47.81 [6] (0:11.62) | 0:36.19 [6] (0:11.27) | 0:24.92 [6] (0:11.79) | 0:13.13 [7] (0:13.13) |
| Average Speed [km/h] | 50.6 | 64.5 | 62.1 | 64.6 | 60.8 | 55.0 |
| Top Speed [km/h] | 63.5 | 64.8 | 64.2 | 65.7 | 64.0 | 58.5 |
| Avg. Dist. to Rail [m] | 0.9 | 1.5 | 1.0 | 1.9 | 5.3 | 4.4 |
| Avg. Stride Freq. [Hz] | 2.3 | 2.4 | 2.4 | 2.4 | 2.4 | 2.3 |
| Avg. Stride Length [m] | 6.1 | 7.4 | 7.3 | 7.4 | 7.1 | 6.7 |



- [] Ranking at each section and finish
- .-.- No data available at this section
- NA No data available



| | |
|--------------------------------|-----------------|
| Horse/Jockey Name | Bit Of Grunt |
| Final Rank | 9 |
| Fastest Section Time (Section) | 0:11.31 (1000m) |
| Top Speed [km/h] (Section) | 66.4 (1000m) |
| Race State | Finished |

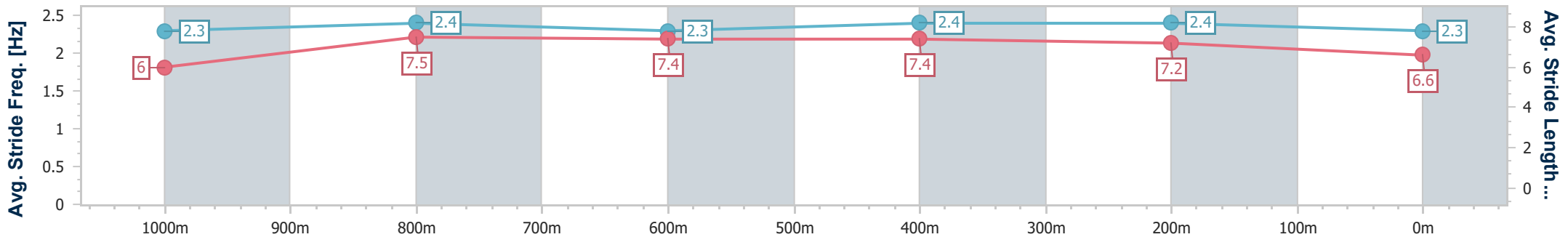
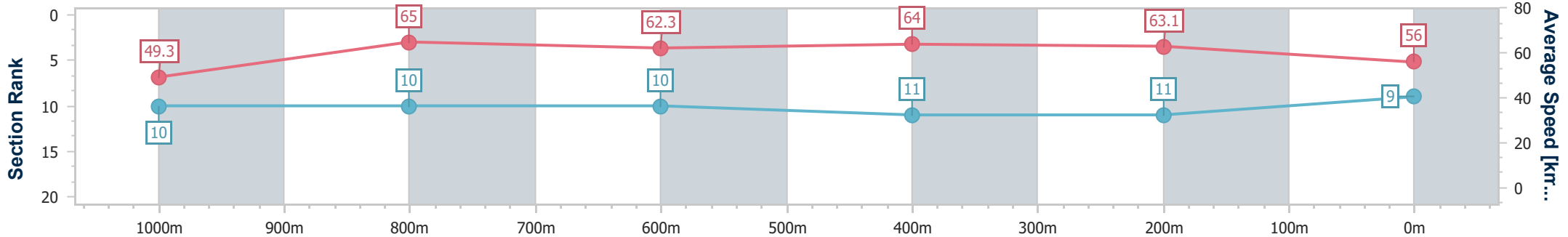


Eagle Farm QLD Professional
 Race 3: BECOME A BRC MEMBER QTIS Three-Year-Old Maiden
 Plate - 1200m
 08 May 2024 - 13:09
 Track Rating: Soft 7, Weather: Fine, Rail Position: +11m Entire



BRISBANE
 RACING CLUB

| Section | Overall | 1000m | 800m | 600m | 400m | 200m |
|------------------------|--------------------------|---------------------------|---------------------------|---------------------------|---------------------------|---------------------------|
| Section Times | 1:13.46 [9] (0:14.69) | 0:58.77 [10] (0:11.31) | 0:47.46 [10] (0:11.72) | 0:35.74 [10] (0:11.47) | 0:24.27 [11] (0:11.41) | 0:12.86 [11] (0:12.86) |
| Average Speed [km/h] | 49.3 | 65.0 | 62.3 | 64.0 | 63.1 | 56.0 |
| Top Speed [km/h] | 61.3 | 66.4 | 65.5 | 65.4 | 65.1 | 59.4 |
| Avg. Dist. to Rail [m] | 5.8 | 4.3 | 3.5 | 3.6 | 3.9 | 1.1 |
| Avg. Stride Freq. [Hz] | 2.3 | 2.4 | 2.3 | 2.4 | 2.4 | 2.3 |
| Avg. Stride Length [m] | 6.0 | 7.5 | 7.4 | 7.4 | 7.2 | 6.6 |



- [] Ranking at each section and finish
- .-.- No data available at this section
- NA No data available



| | |
|--------------------------------|-----------------|
| Horse/Jockey Name | Epic Flash |
| Final Rank | 10 |
| Fastest Section Time (Section) | 0:11.06 (1000m) |
| Top Speed [km/h] (Section) | 66.7 (1000m) |
| Race State | Finished |

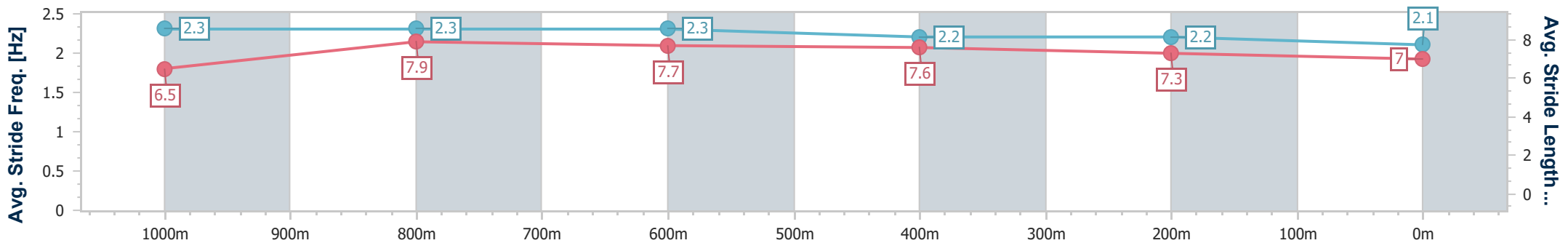
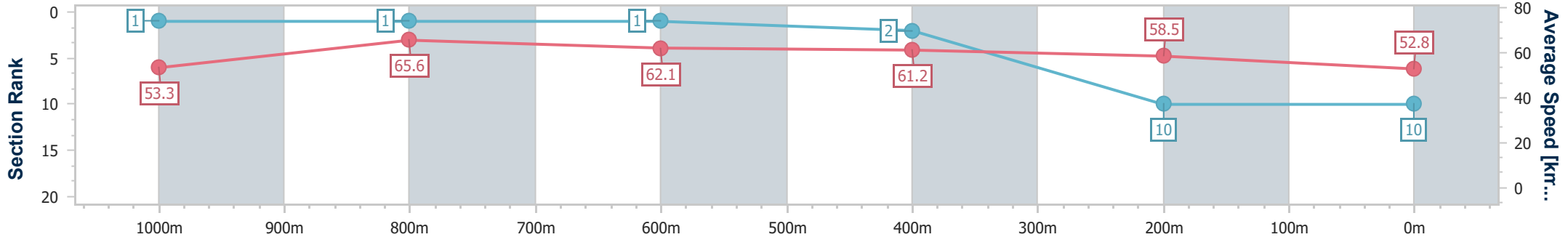


Eagle Farm QLD Professional
 Race 3: BECOME A BRC MEMBER QTIS Three-Year-Old Maiden
 Plate - 1200m
 08 May 2024 - 13:09
 Track Rating: Soft 7, Weather: Fine, Rail Position: +11m Entire



BRISBANE
 RACING CLUB

| Section | Overall | 1000m | 800m | 600m | 400m | 200m |
|------------------------|---------------------------|--------------------------|--------------------------|--------------------------|--------------------------|---------------------------|
| Section Times | 1:14.06 [10] (0:13.51) | 1:00.55 [1] (0:11.06) | 0:49.49 [1] (0:11.70) | 0:37.79 [1] (0:11.81) | 0:25.98 [2] (0:12.31) | 0:13.67 [10] (0:13.67) |
| Average Speed [km/h] | 53.3 | 65.6 | 62.1 | 61.2 | 58.5 | 52.8 |
| Top Speed [km/h] | 66.2 | 66.7 | 63.6 | 61.8 | 60.7 | 56.5 |
| Avg. Dist. to Rail [m] | 0.6 | 1.4 | 2.6 | 0.8 | 1.9 | 2.2 |
| Avg. Stride Freq. [Hz] | 2.3 | 2.3 | 2.3 | 2.2 | 2.2 | 2.1 |
| Avg. Stride Length [m] | 6.5 | 7.9 | 7.7 | 7.6 | 7.3 | 7.0 |



- [] Ranking at each section and finish
- .-.- No data available at this section
- NA No data available



| | |
|--------------------------------|-----------------|
| Horse/Jockey Name | Mercian |
| Final Rank | 11 |
| Fastest Section Time (Section) | 0:11.30 (1000m) |
| Top Speed [km/h] (Section) | 66.9 (Overall) |
| Race State | Finished |

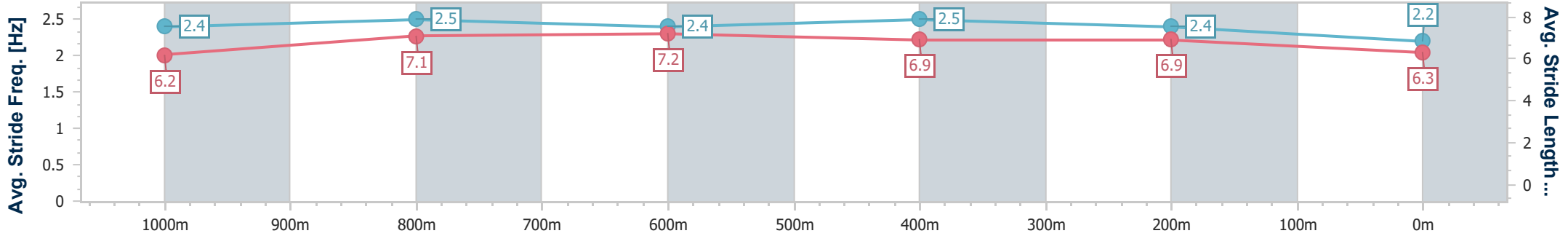
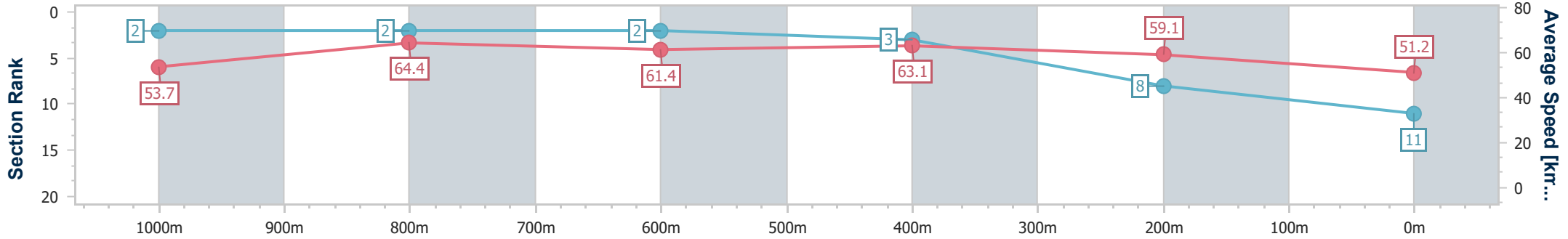


Eagle Farm QLD Professional
 Race 3: BECOME A BRC MEMBER QTIS Three-Year-Old Maiden
 Plate - 1200m
 08 May 2024 - 13:09
 Track Rating: Soft 7, Weather: Fine, Rail Position: +11m Entire



BRISBANE
 RACING CLUB

| Section | Overall | 1000m | 800m | 600m | 400m | 200m |
|------------------------|---------------------------|--------------------------|--------------------------|--------------------------|--------------------------|--------------------------|
| Section Times | 1:14.33 [11] (0:13.52) | 1:00.81 [2] (0:11.30) | 0:49.51 [2] (0:11.81) | 0:37.70 [2] (0:11.46) | 0:26.24 [3] (0:12.17) | 0:14.07 [8] (0:14.07) |
| Average Speed [km/h] | 53.7 | 64.4 | 61.4 | 63.1 | 59.1 | 51.2 |
| Top Speed [km/h] | 66.9 | 65.8 | 62.4 | 65.2 | 61.2 | 56.3 |
| Avg. Dist. to Rail [m] | 5.9 | 2.1 | 1.3 | 1.3 | 0.5 | 0.7 |
| Avg. Stride Freq. [Hz] | 2.4 | 2.5 | 2.4 | 2.5 | 2.4 | 2.2 |
| Avg. Stride Length [m] | 6.2 | 7.1 | 7.2 | 6.9 | 6.9 | 6.3 |



- [] Ranking at each section and finish
- .-.- No data available at this section
- NA No data available



Eagle Farm QLD Professional

Race 4: STRADBROKE SEASON BOOK NOW BENCHMARK 70 Handicap - 1800m

08 May 2024 - 13:44



BRISBANE
RACING CLUB

Track Rating: Soft 7, Weather: Fine, Rail Position: +11m Entire

| Section | | Overall | 1600m | 1400m | 1200m | 1000m | 800m | 600m | Last 600m | | | | |
|-------------|---|----------------------|----------------------|----------------------|--------------------------|--------------------------|--------------------------|--------------------------|--------------------------|--------------------------|--------------------------|---------|-----|
| Field Times | | 1:51.38 (0:14.01) | 1:37.37 (0:11.73) | 1:25.64 (0:12.06) | 1:13.58 (0:12.45) | 1:01.13 (0:12.38) | 0:48.75 (0:12.36) | 0:36.39 (0:11.87) | 0:36.39 | | | | |
| Rank | TAB Horse/Jockey | Barrier | Top Speed [km/h] | Fastest Section | Distance Travelled [m] | | | | | | | | |
| 1 | 6 ASWAAT Martin Harley | 3 | 62.8 400m | 0:11.65 400m | 1:51.38 [1] (0:14.35) | 1:37.03 [5] (0:11.79) | 1:25.24 [4] (0:12.18) | 1:13.06 [5] (0:12.51) | 1:00.55 [5] (0:12.33) | 0:48.22 [6] (0:12.35) | 0:35.87 [6] (0:11.89) | 0:35.87 | |
| 2 | 3 TALK TIME Andrew Mallyon | 4 | 62.5 600m | 0:11.79 1600m | 1:51.59 [2] (0:14.06) | 1:37.53 [3] (0:11.79) | 1:25.74 [3] (0:11.96) | 1:13.78 [2] (0:12.45) | 1:01.33 [2] (0:12.37) | 0:48.96 [1] (0:12.36) | 0:36.60 [1] (0:11.87) | 0:36.60 | +9 |
| 3 | 2 KOKONOTSU Cejay Graham | 8 | 63.5 1600m | 0:11.78 600m | 1:51.60 [3] (0:14.64) | 1:36.96 [7] (0:11.79) | 1:25.17 [7] (0:12.16) | 1:13.01 [7] (0:12.43) | 1:00.58 [6] (0:12.11) | 0:48.47 [5] (0:11.99) | 0:36.48 [4] (0:11.78) | 0:36.48 | +9 |
| 4 | 7 ICHIBAN James Orman | 5 | 63.0 400m | 0:11.68 600m | 1:51.67 [4] (0:14.83) | 1:36.84 [9] (0:12.03) | 1:24.81 [9] (0:12.29) | 1:12.52 [9] (0:12.48) | 1:00.04 [9] (0:12.17) | 0:47.87 [9] (0:12.14) | 0:35.73 [9] (0:11.68) | 0:35.73 | +1 |
| 5 | 4 THESECONDATPORTSEA Damien Thornton | 2 | 62.2 600m | 0:11.80 600m | 1:51.77 [5] (0:14.49) | 1:37.28 [6] (0:11.92) | 1:25.36 [6] (0:12.14) | 1:13.22 [6] (0:12.48) | 1:00.74 [7] (0:12.31) | 0:48.43 [7] (0:12.25) | 0:36.18 [8] (0:11.80) | 0:36.18 | +2 |
| 6 | 8 ALL'S FAIR Rikki Jamieson | 1 | 62.8 Overall | 0:11.78 1600m | 1:51.80 [6] (0:14.02) | 1:37.78 [2] (0:11.78) | 1:26.00 [2] (0:12.16) | 1:13.84 [3] (0:12.51) | 1:01.33 [3] (0:12.36) | 0:48.97 [3] (0:12.27) | 0:36.70 [3] (0:11.86) | 0:36.70 | +0 |
| 7 | 5 ALDEENAARY Jake Bayliss | 10 | 63.7 800m | 0:11.68 600m | 1:52.01 [7] (0:14.82) | 1:37.19 [8] (0:11.94) | 1:25.25 [8] (0:12.18) | 1:13.07 [8] (0:12.40) | 1:00.67 [8] (0:12.14) | 0:48.53 [8] (0:12.03) | 0:36.50 [6] (0:11.68) | 0:36.50 | +11 |
| 8 | 1 GRIPPING Jake Molloy | 7 | 62.8 1600m | 0:11.76 600m | 1:52.46 [8] (0:14.29) | 1:38.17 [4] (0:11.87) | 1:26.30 [5] (0:12.07) | 1:14.23 [4] (0:12.40) | 1:01.83 [4] (0:12.32) | 0:49.51 [4] (0:12.39) | 0:37.12 [5] (0:11.76) | 0:37.12 | +10 |
| 9 | 11 DECEMBER DIAMOND Robbie Dolan | 9 | 63.9 1600m | 0:11.73 1600m | 1:53.65 [9] (0:14.01) | 1:39.64 [1] (0:11.73) | 1:27.91 [1] (0:12.06) | 1:15.85 [1] (0:12.45) | 1:03.40 [1] (0:12.42) | 0:50.98 [2] (0:12.38) | 0:38.60 [2] (0:12.01) | 0:38.60 | +7 |

Scratched: Shopping Wise (#10), Kadavar (#9)



Eagle Farm QLD Professional
Race 4: STRADBROKE SEASON BOOK NOW BENCHMARK 70 Handicap
- 1800m
08 May 2024 - 13:44



Track Rating: Soft 7, Weather: Fine, Rail Position: +11m Entire

| Section | | | | | 400m | 200m | | | | | |
|-------------|-----|--|---------|------------------|----------------------|--------------------------|--------------------------|---------|--|-----------|------------------------|
| Field Times | | | | | 0:24.52 (0:11.82) | 0:12.70 (0:12.70) | | | | | |
| Rank | TAB | Horse/Jockey | Barrier | Top Speed [km/h] | Fastest Section | Margin | | | | Last 600m | Distance Travelled [m] |
| 1 | 6 | ASWAAT Martin Harley | 3 | 62.8 400m | 0:11.65 400m | 0:23.98 [8] (0:11.65) | 0:12.33 [4] (0:12.33) | 1:51.38 | | 0:35.87 | |
| 2 | 3 | TALK TIME Andrew Mallyon | 4 | 62.5 600m | 0:11.79 1600m | 0:24.73 [1] (0:11.84) | 0:12.89 [2] (0:12.89) | 0.21L | | 0:36.60 | +9 |
| 3 | 2 | KOKONOTSU Cejay Graham | 8 | 63.5 1600m | 0:11.78 600m | 0:24.70 [2] (0:11.78) | 0:12.92 [1] (0:12.92) | 0.01L | | 0:36.48 | +9 |
| 4 | 7 | ICHIBAN James Orman | 5 | 63.0 400m | 0:11.68 600m | 0:24.05 [9] (0:11.78) | 0:12.27 [8] (0:12.27) | 0.07L | | 0:35.73 | +1 |
| 5 | 4 | THESECONDATPORTSEA Damien Thornton | 2 | 62.2 600m | 0:11.80 600m | 0:24.38 [7] (0:11.83) | 0:12.55 [6] (0:12.55) | 0.1L | | 0:36.18 | +2 |
| 6 | 8 | ALL'S FAIR Rikki Jamieson | 1 | 62.8 Overall | 0:11.78 1600m | 0:24.84 [3] (0:11.96) | 0:12.88 [3] (0:12.88) | 0.03L | | 0:36.70 | +0 |
| 7 | 5 | ALDEENAARY Jake Bayliss | 10 | 63.7 800m | 0:11.68 600m | 0:24.82 [6] (0:11.91) | 0:12.91 [5] (0:12.91) | 0.21L | | 0:36.50 | +11 |
| 8 | 1 | GRIPPING Jake Molloy | 7 | 62.8 1600m | 0:11.76 600m | 0:25.36 [5] (0:12.18) | 0:13.18 [7] (0:13.18) | 0.45L | | 0:37.12 | +10 |
| 9 | 11 | DECEMBER DIAMOND Robbie Dolan | 9 | 63.9 1600m | 0:11.73 1600m | 0:26.59 [4] (0:12.56) | 0:14.03 [9] (0:14.03) | 1.19L | | 0:38.60 | +7 |

Scratched: Shopping Wise (#10), Kadavar (#9)



| | |
|--------------------------------|----------------|
| Horse/Jockey Name | Aswaat |
| Final Rank | 1 |
| Fastest Section Time (Section) | 0:11.65 (400m) |
| Top Speed [km/h] (Section) | 62.8 (400m) |
| Race State | Finished |

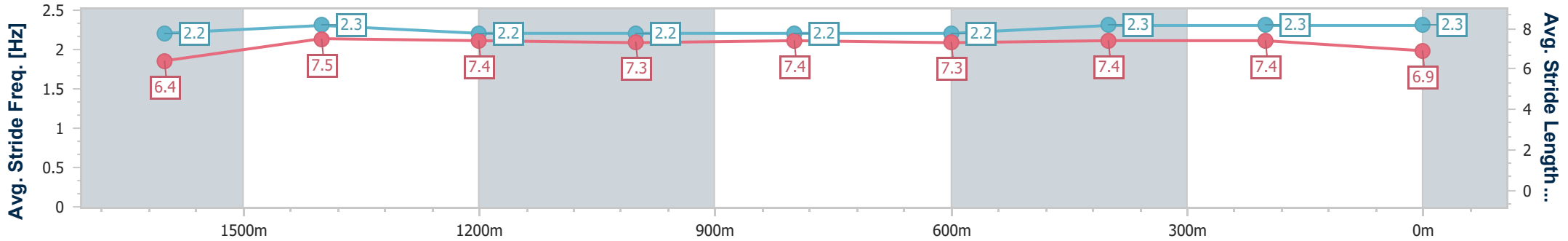
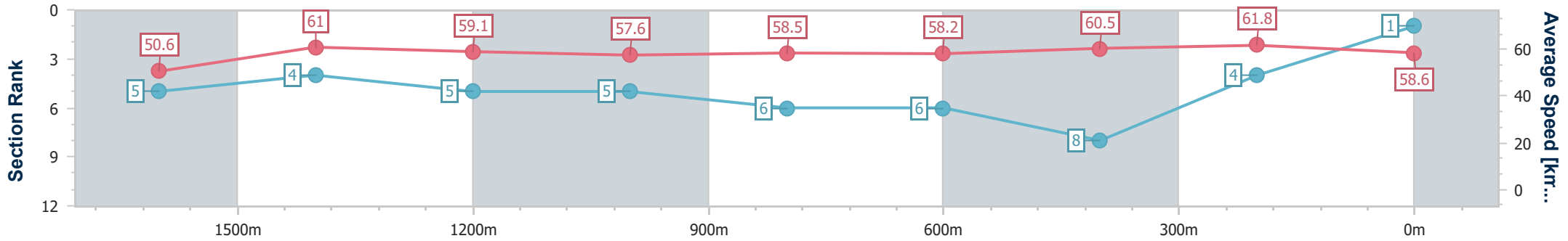


Eagle Farm QLD Professional
 Race 4: STRADBROKE SEASON BOOK NOW BENCHMARK 70
 Handicap - 1800m
 08 May 2024 - 13:44
 Track Rating: Soft 7, Weather: Fine, Rail Position: +11m Entire



BRISBANE
 RACING CLUB

| Section | Overall | 1600m | 1400m | 1200m | 1000m | 800m | 600m | 400m | 200m |
|------------------------|--------------------------|--------------------------|--------------------------|--------------------------|--------------------------|--------------------------|--------------------------|--------------------------|--------------------------|
| Section Times | 1:51.38 [1] (0:14.35) | 1:37.03 [5] (0:11.79) | 1:25.24 [4] (0:12.18) | 1:13.06 [5] (0:12.51) | 1:00.55 [5] (0:12.33) | 0:48.22 [6] (0:12.35) | 0:35.87 [6] (0:11.89) | 0:23.98 [8] (0:11.65) | 0:12.33 [4] (0:12.33) |
| Average Speed [km/h] | 50.6 | 61.0 | 59.1 | 57.6 | 58.5 | 58.2 | 60.5 | 61.8 | 58.6 |
| Top Speed [km/h] | 60.9 | 62.3 | 60.5 | 58.4 | 59.4 | 60.0 | 61.9 | 62.8 | 60.5 |
| Avg. Dist. to Rail [m] | 3.3 | 0.3 | 0.5 | 0.7 | 0.2 | 0.4 | 0.8 | 0.8 | 3.3 |
| Avg. Stride Freq. [Hz] | 2.2 | 2.3 | 2.2 | 2.2 | 2.2 | 2.2 | 2.3 | 2.3 | 2.3 |
| Avg. Stride Length [m] | 6.4 | 7.5 | 7.4 | 7.3 | 7.4 | 7.3 | 7.4 | 7.4 | 6.9 |



- [] Ranking at each section and finish
- .-.- No data available at this section
- NA No data available



| | |
|--------------------------------|-----------------|
| Horse/Jockey Name | Talk Time |
| Final Rank | 2 |
| Fastest Section Time (Section) | 0:11.79 (1600m) |
| Top Speed [km/h] (Section) | 62.5 (600m) |
| Race State | Finished |

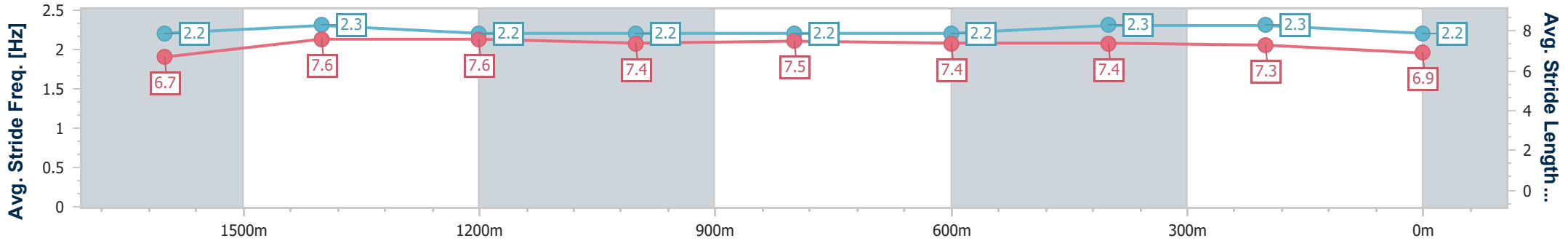
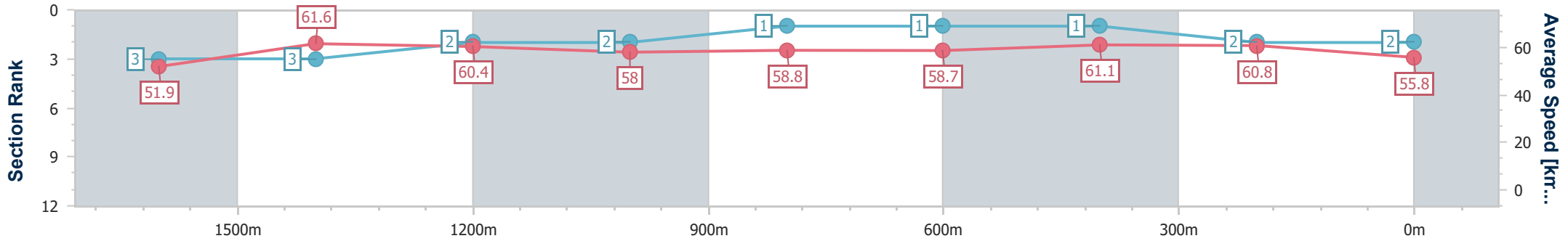


Eagle Farm QLD Professional
 Race 4: STRADBROKE SEASON BOOK NOW BENCHMARK 70
 Handicap - 1800m
 08 May 2024 - 13:44
 Track Rating: Soft 7, Weather: Fine, Rail Position: +11m Entire



BRISBANE
 RACING CLUB

| Section | Overall | 1600m | 1400m | 1200m | 1000m | 800m | 600m | 400m | 200m |
|------------------------|--------------------------|--------------------------|--------------------------|--------------------------|--------------------------|--------------------------|--------------------------|--------------------------|--------------------------|
| Section Times | 1:51.59 [2] (0:14.06) | 1:37.53 [3] (0:11.79) | 1:25.74 [3] (0:11.96) | 1:13.78 [2] (0:12.45) | 1:01.33 [2] (0:12.37) | 0:48.96 [1] (0:12.36) | 0:36.60 [1] (0:11.87) | 0:24.73 [1] (0:11.84) | 0:12.89 [2] (0:12.89) |
| Average Speed [km/h] | 51.9 | 61.6 | 60.4 | 58.0 | 58.8 | 58.7 | 61.1 | 60.8 | 55.8 |
| Top Speed [km/h] | 62.4 | 62.5 | 61.9 | 59.0 | 59.2 | 60.1 | 62.5 | 62.5 | 58.7 |
| Avg. Dist. to Rail [m] | 5.3 | 2.9 | 2.9 | 2.5 | 2.4 | 2.1 | 1.7 | 1.2 | 1.4 |
| Avg. Stride Freq. [Hz] | 2.2 | 2.3 | 2.2 | 2.2 | 2.2 | 2.2 | 2.3 | 2.3 | 2.2 |
| Avg. Stride Length [m] | 6.7 | 7.6 | 7.6 | 7.4 | 7.5 | 7.4 | 7.4 | 7.3 | 6.9 |



- [] Ranking at each section and finish
- .-.- No data available at this section
- NA No data available



| | |
|--------------------------------|----------------|
| Horse/Jockey Name | Kokonotsu |
| Final Rank | 3 |
| Fastest Section Time (Section) | 0:11.78 (600m) |
| Top Speed [km/h] (Section) | 63.5 (1600m) |
| Race State | Finished |

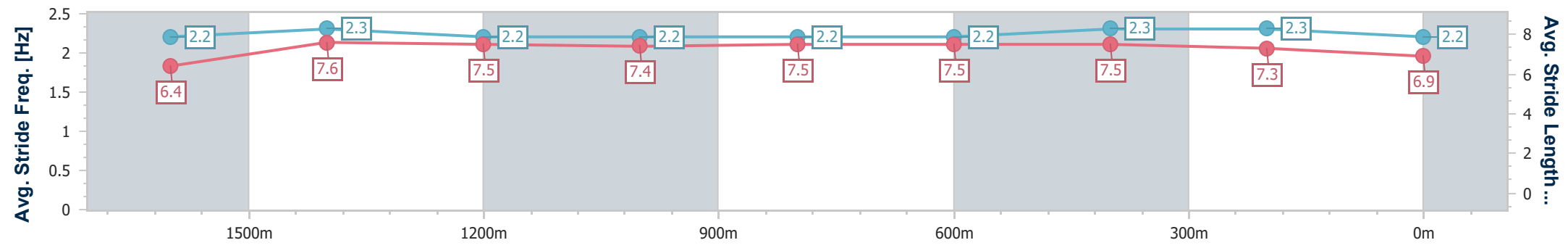
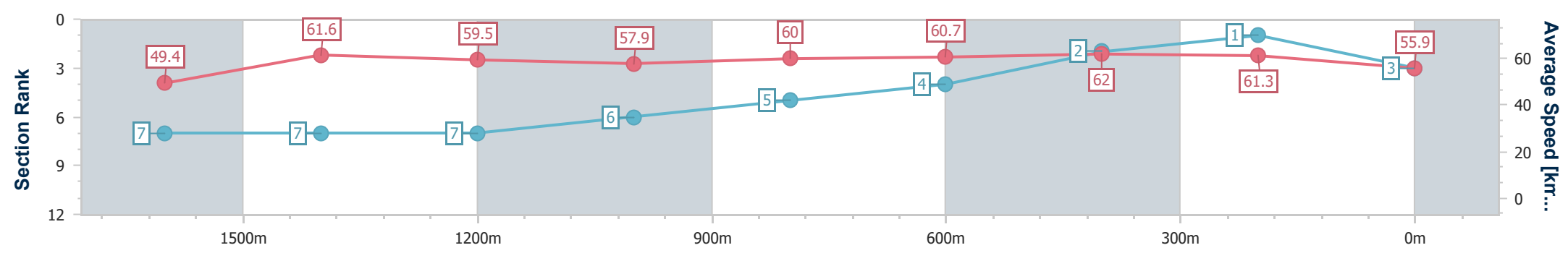


Eagle Farm QLD Professional
 Race 4: STRADBROKE SEASON BOOK NOW BENCHMARK 70
 Handicap - 1800m
 08 May 2024 - 13:44
 Track Rating: Soft 7, Weather: Fine, Rail Position: +11m Entire



BRISBANE
 RACING CLUB

| Section | Overall | 1600m | 1400m | 1200m | 1000m | 800m | 600m | 400m | 200m |
|------------------------|--------------------------|--------------------------|--------------------------|--------------------------|--------------------------|--------------------------|--------------------------|--------------------------|--------------------------|
| Section Times | 1:51.60 [3] (0:14.64) | 1:36.96 [7] (0:11.79) | 1:25.17 [7] (0:12.16) | 1:13.01 [7] (0:12.43) | 1:00.58 [6] (0:12.11) | 0:48.47 [5] (0:11.99) | 0:36.48 [4] (0:11.78) | 0:24.70 [2] (0:11.78) | 0:12.92 [1] (0:12.92) |
| Average Speed [km/h] | 49.4 | 61.6 | 59.5 | 57.9 | 60.0 | 60.7 | 62.0 | 61.3 | 55.9 |
| Top Speed [km/h] | 60.3 | 63.5 | 60.3 | 59.0 | 61.4 | 63.4 | 62.9 | 63.0 | 58.4 |
| Avg. Dist. to Rail [m] | 4.6 | 2.6 | 1.9 | 1.6 | 1.9 | 2.4 | 3.0 | 2.5 | 0.7 |
| Avg. Stride Freq. [Hz] | 2.2 | 2.3 | 2.2 | 2.2 | 2.2 | 2.2 | 2.3 | 2.3 | 2.2 |
| Avg. Stride Length [m] | 6.4 | 7.6 | 7.5 | 7.4 | 7.5 | 7.5 | 7.5 | 7.3 | 6.9 |



- [] Ranking at each section and finish
- .-.- No data available at this section
- NA No data available



| | |
|--------------------------------|----------------|
| Horse/Jockey Name | Ichiban |
| Final Rank | 4 |
| Fastest Section Time (Section) | 0:11.68 (600m) |
| Top Speed [km/h] (Section) | 63.0 (400m) |
| Race State | Finished |



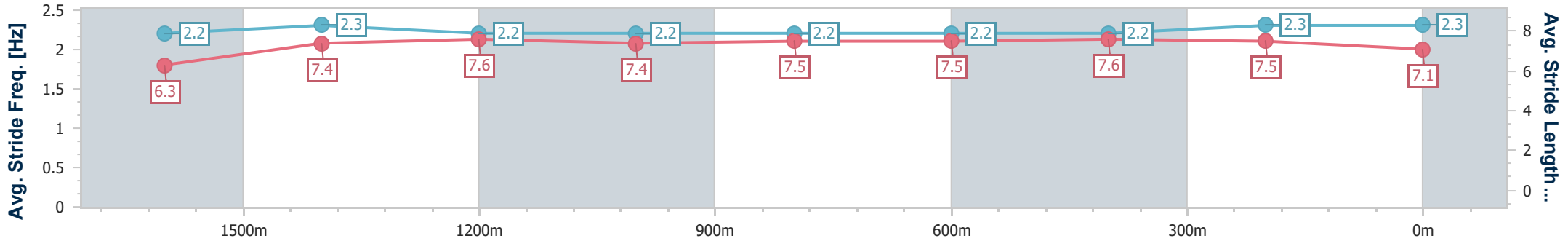
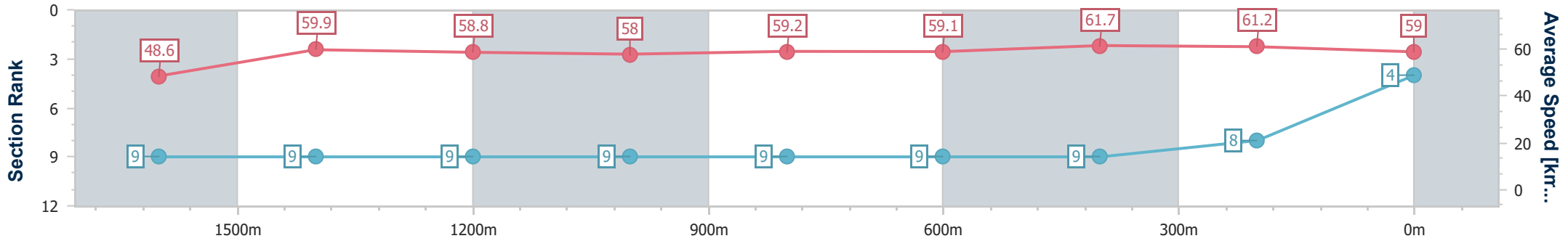
Eagle Farm QLD Professional
 Race 4: STRADBROKE SEASON BOOK NOW BENCHMARK 70
 Handicap - 1800m
 08 May 2024 - 13:44



BRISBANE
 RACING CLUB

Track Rating: Soft 7, Weather: Fine, Rail Position: +11m Entire

| Section | Overall | 1600m | 1400m | 1200m | 1000m | 800m | 600m | 400m | 200m |
|------------------------|--------------------------|--------------------------|--------------------------|--------------------------|--------------------------|--------------------------|--------------------------|--------------------------|--------------------------|
| Section Times | 1:51.67 [4] (0:14.83) | 1:36.84 [9] (0:12.03) | 1:24.81 [9] (0:12.29) | 1:12.52 [9] (0:12.48) | 1:00.04 [9] (0:12.17) | 0:47.87 [9] (0:12.14) | 0:35.73 [9] (0:11.68) | 0:24.05 [9] (0:11.78) | 0:12.27 [8] (0:12.27) |
| Average Speed [km/h] | 48.6 | 59.9 | 58.8 | 58.0 | 59.2 | 59.1 | 61.7 | 61.2 | 59.0 |
| Top Speed [km/h] | 59.9 | 60.6 | 60.7 | 60.0 | 59.9 | 61.8 | 62.6 | 63.0 | 61.4 |
| Avg. Dist. to Rail [m] | 3.6 | 1.2 | 1.9 | 2.3 | 0.6 | 0.5 | 0.7 | 2.9 | 7.7 |
| Avg. Stride Freq. [Hz] | 2.2 | 2.3 | 2.2 | 2.2 | 2.2 | 2.2 | 2.2 | 2.3 | 2.3 |
| Avg. Stride Length [m] | 6.3 | 7.4 | 7.6 | 7.4 | 7.5 | 7.5 | 7.6 | 7.5 | 7.1 |



- [] Ranking at each section and finish
- .-.- No data available at this section
- NA No data available



| | |
|--------------------------------|--------------------|
| Horse/Jockey Name | Thesecondatportsea |
| Final Rank | 5 |
| Fastest Section Time (Section) | 0:11.80 (600m) |
| Top Speed [km/h] (Section) | 62.2 (600m) |
| Race State | Finished |

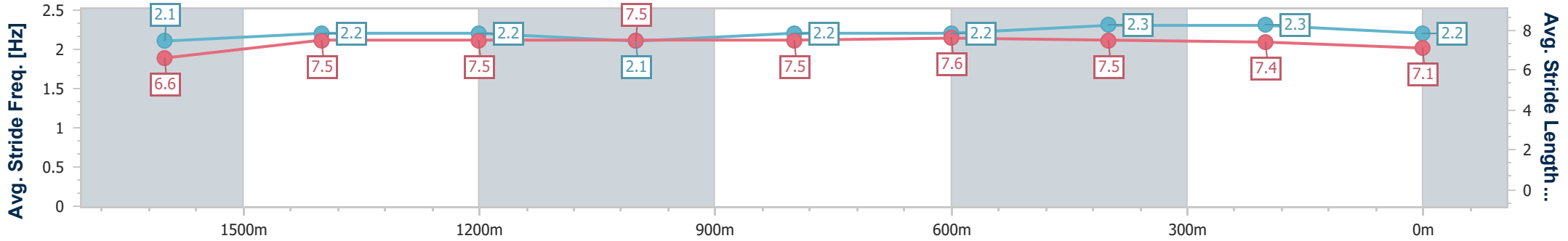
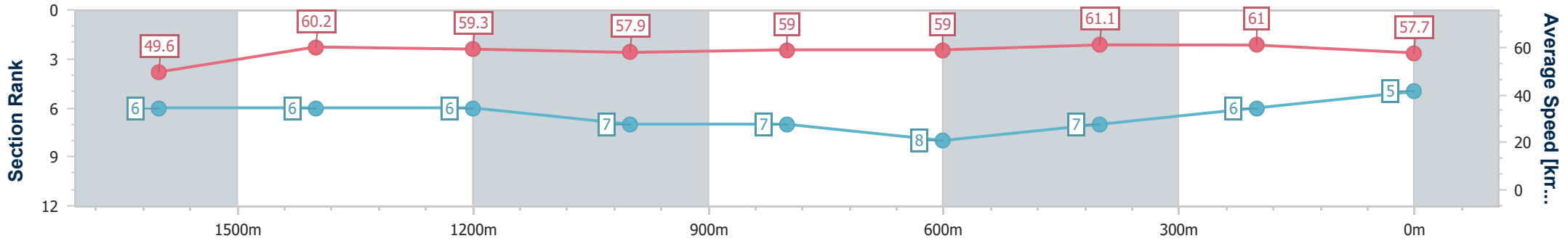


Eagle Farm QLD Professional
 Race 4: STRADBROKE SEASON BOOK NOW BENCHMARK 70
 Handicap - 1800m
 08 May 2024 - 13:44
 Track Rating: Soft 7, Weather: Fine, Rail Position: +11m Entire



BRISBANE
 RACING CLUB

| Section | Overall | 1600m | 1400m | 1200m | 1000m | 800m | 600m | 400m | 200m |
|------------------------|--------------------------|--------------------------|--------------------------|--------------------------|--------------------------|--------------------------|--------------------------|--------------------------|--------------------------|
| Section Times | 1:51.77 [5] (0:14.49) | 1:37.28 [6] (0:11.92) | 1:25.36 [6] (0:12.14) | 1:13.22 [6] (0:12.48) | 1:00.74 [7] (0:12.31) | 0:48.43 [7] (0:12.25) | 0:36.18 [8] (0:11.80) | 0:24.38 [7] (0:11.83) | 0:12.55 [6] (0:12.55) |
| Average Speed [km/h] | 49.6 | 60.2 | 59.3 | 57.9 | 59.0 | 59.0 | 61.1 | 61.0 | 57.7 |
| Top Speed [km/h] | 59.8 | 61.1 | 61.3 | 58.4 | 59.4 | 61.5 | 62.2 | 62.0 | 58.5 |
| Avg. Dist. to Rail [m] | 2.5 | 0.3 | 0.9 | 1.3 | 1.5 | 1.0 | 0.8 | 3.9 | 5.7 |
| Avg. Stride Freq. [Hz] | 2.1 | 2.2 | 2.2 | 2.1 | 2.2 | 2.2 | 2.3 | 2.3 | 2.2 |
| Avg. Stride Length [m] | 6.6 | 7.5 | 7.5 | 7.5 | 7.5 | 7.6 | 7.5 | 7.4 | 7.1 |



- [] Ranking at each section and finish
- .-.- No data available at this section
- NA No data available



| | |
|--------------------------------|-----------------|
| Horse/Jockey Name | All's Fair |
| Final Rank | 6 |
| Fastest Section Time (Section) | 0:11.78 (1600m) |
| Top Speed [km/h] (Section) | 62.8 (Overall) |
| Race State | Finished |



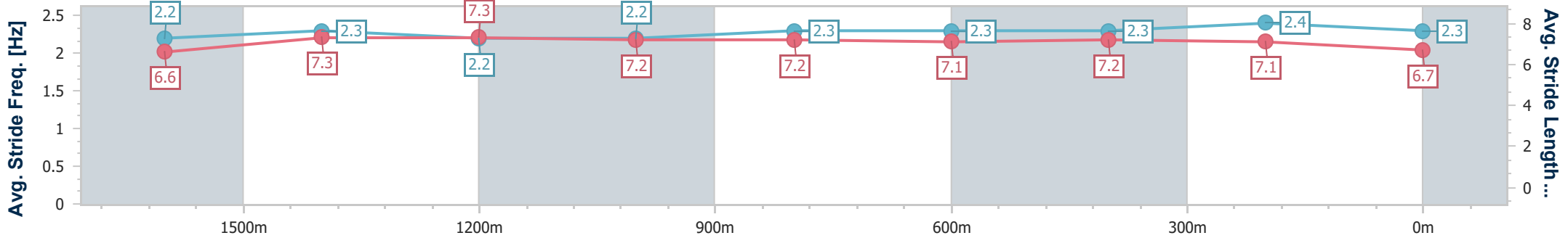
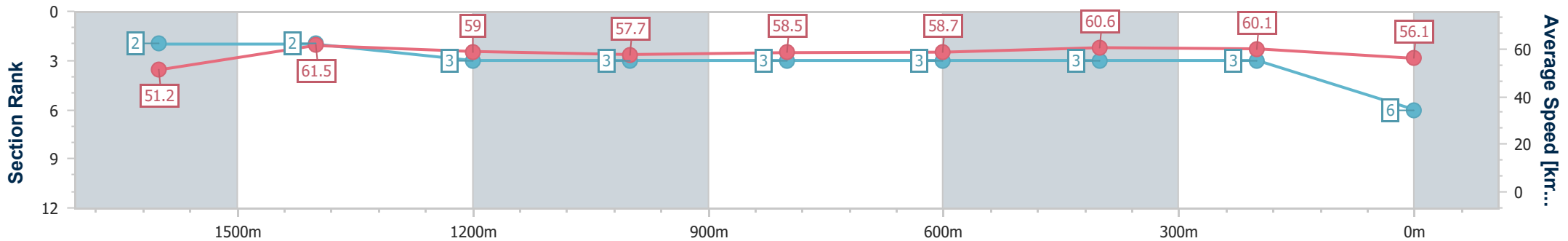
Eagle Farm QLD Professional
 Race 4: STRADBROKE SEASON BOOK NOW BENCHMARK 70
 Handicap - 1800m
 08 May 2024 - 13:44



BRISBANE
 RACING CLUB

Track Rating: Soft 7, Weather: Fine, Rail Position: +11m Entire

| Section | Overall | 1600m | 1400m | 1200m | 1000m | 800m | 600m | 400m | 200m |
|------------------------|--------------------------|--------------------------|--------------------------|--------------------------|--------------------------|--------------------------|--------------------------|--------------------------|--------------------------|
| Section Times | 1:51.80 [6] (0:14.02) | 1:37.78 [2] (0:11.78) | 1:26.00 [2] (0:12.16) | 1:13.84 [3] (0:12.51) | 1:01.33 [3] (0:12.36) | 0:48.97 [3] (0:12.27) | 0:36.70 [3] (0:11.86) | 0:24.84 [3] (0:11.96) | 0:12.88 [3] (0:12.88) |
| Average Speed [km/h] | 51.2 | 61.5 | 59.0 | 57.7 | 58.5 | 58.7 | 60.6 | 60.1 | 56.1 |
| Top Speed [km/h] | 62.8 | 62.5 | 60.4 | 58.9 | 59.1 | 60.4 | 62.0 | 62.0 | 58.4 |
| Avg. Dist. to Rail [m] | 1.8 | 0.4 | 0.9 | 1.3 | 0.6 | 0.1 | 0.5 | 1.9 | 4.7 |
| Avg. Stride Freq. [Hz] | 2.2 | 2.3 | 2.2 | 2.2 | 2.3 | 2.3 | 2.3 | 2.4 | 2.3 |
| Avg. Stride Length [m] | 6.6 | 7.3 | 7.3 | 7.2 | 7.2 | 7.1 | 7.2 | 7.1 | 6.7 |



- [] Ranking at each section and finish
- .-.- No data available at this section
- NA No data available



| | |
|--------------------------------|----------------|
| Horse/Jockey Name | Aldeenaary |
| Final Rank | 7 |
| Fastest Section Time (Section) | 0:11.68 (600m) |
| Top Speed [km/h] (Section) | 63.7 (800m) |
| Race State | Finished |



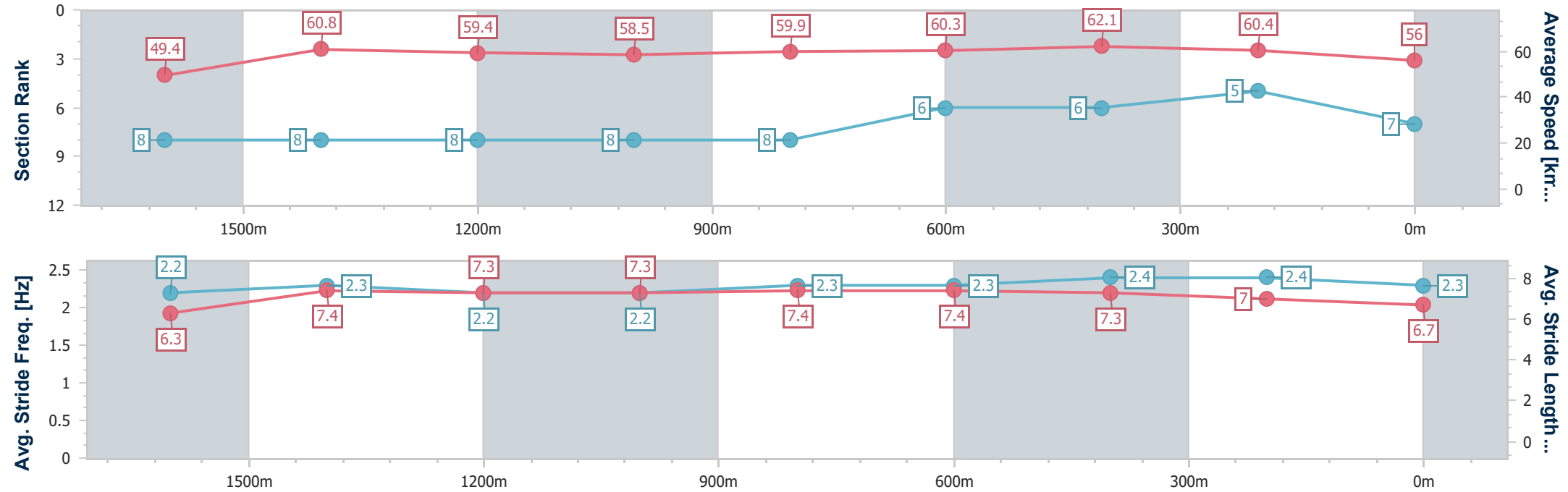
Eagle Farm QLD Professional
 Race 4: STRADBROKE SEASON BOOK NOW BENCHMARK 70
 Handicap - 1800m
 08 May 2024 - 13:44



BRISBANE
 RACING CLUB

Track Rating: Soft 7, Weather: Fine, Rail Position: +11m Entire

| Section | Overall | 1600m | 1400m | 1200m | 1000m | 800m | 600m | 400m | 200m |
|------------------------|--------------------------|--------------------------|--------------------------|--------------------------|--------------------------|--------------------------|--------------------------|--------------------------|--------------------------|
| Section Times | 1:52.01 [7] (0:14.82) | 1:37.19 [8] (0:11.94) | 1:25.25 [8] (0:12.18) | 1:13.07 [8] (0:12.40) | 1:00.67 [8] (0:12.14) | 0:48.53 [8] (0:12.03) | 0:36.50 [6] (0:11.68) | 0:24.82 [6] (0:11.91) | 0:12.91 [5] (0:12.91) |
| Average Speed [km/h] | 49.4 | 60.8 | 59.4 | 58.5 | 59.9 | 60.3 | 62.1 | 60.4 | 56.0 |
| Top Speed [km/h] | 59.0 | 62.3 | 62.3 | 59.7 | 60.6 | 63.7 | 63.3 | 63.0 | 58.4 |
| Avg. Dist. to Rail [m] | 7.6 | 2.7 | 2.6 | 3.0 | 2.6 | 1.7 | 1.2 | 2.4 | 3.1 |
| Avg. Stride Freq. [Hz] | 2.2 | 2.3 | 2.2 | 2.2 | 2.3 | 2.3 | 2.4 | 2.4 | 2.3 |
| Avg. Stride Length [m] | 6.3 | 7.4 | 7.3 | 7.3 | 7.4 | 7.4 | 7.3 | 7.0 | 6.7 |



- [] Ranking at each section and finish
- .-.- No data available at this section
- NA No data available



| | |
|--------------------------------|----------------|
| Horse/Jockey Name | Gripping |
| Final Rank | 8 |
| Fastest Section Time (Section) | 0:11.76 (600m) |
| Top Speed [km/h] (Section) | 62.8 (1600m) |
| Race State | Finished |

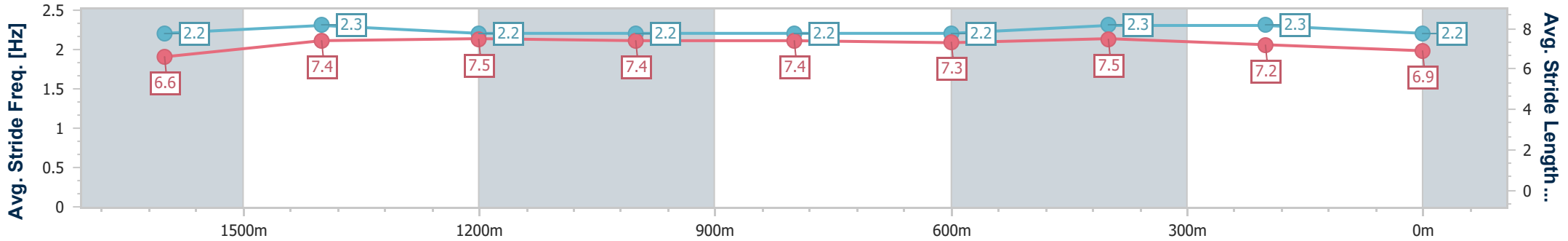
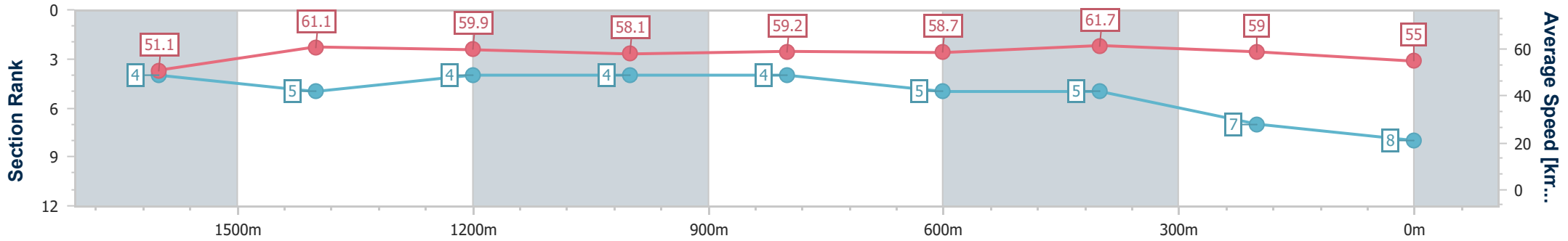


Eagle Farm QLD Professional
 Race 4: STRADBROKE SEASON BOOK NOW BENCHMARK 70
 Handicap - 1800m
 08 May 2024 - 13:44
 Track Rating: Soft 7, Weather: Fine, Rail Position: +11m Entire



BRISBANE
RACING CLUB

| Section | Overall | 1600m | 1400m | 1200m | 1000m | 800m | 600m | 400m | 200m |
|------------------------|--------------------------|--------------------------|--------------------------|--------------------------|--------------------------|--------------------------|--------------------------|--------------------------|--------------------------|
| Section Times | 1:52.46 [8] (0:14.29) | 1:38.17 [4] (0:11.87) | 1:26.30 [5] (0:12.07) | 1:14.23 [4] (0:12.40) | 1:01.83 [4] (0:12.32) | 0:49.51 [4] (0:12.39) | 0:37.12 [5] (0:11.76) | 0:25.36 [5] (0:12.18) | 0:13.18 [7] (0:13.18) |
| Average Speed [km/h] | 51.1 | 61.1 | 59.9 | 58.1 | 59.2 | 58.7 | 61.7 | 59.0 | 55.0 |
| Top Speed [km/h] | 62.1 | 62.8 | 61.8 | 59.4 | 60.0 | 60.3 | 62.7 | 61.6 | 56.5 |
| Avg. Dist. to Rail [m] | 5.5 | 3.3 | 2.7 | 2.8 | 2.8 | 2.4 | 0.9 | 3.3 | 3.3 |
| Avg. Stride Freq. [Hz] | 2.2 | 2.3 | 2.2 | 2.2 | 2.2 | 2.2 | 2.3 | 2.3 | 2.2 |
| Avg. Stride Length [m] | 6.6 | 7.4 | 7.5 | 7.4 | 7.4 | 7.3 | 7.5 | 7.2 | 6.9 |



- [] Ranking at each section and finish
- .-.- No data available at this section
- NA No data available



| | |
|--------------------------------|------------------|
| Horse/Jockey Name | December Diamond |
| Final Rank | 9 |
| Fastest Section Time (Section) | 0:11.73 (1600m) |
| Top Speed [km/h] (Section) | 63.9 (1600m) |
| Race State | Finished |



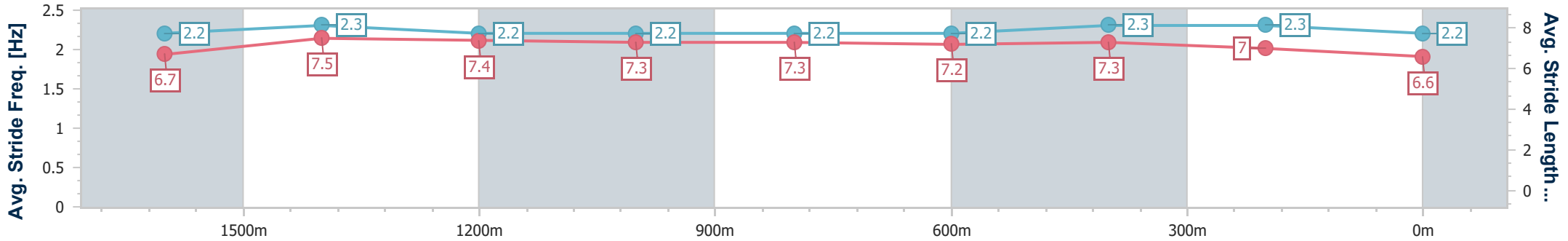
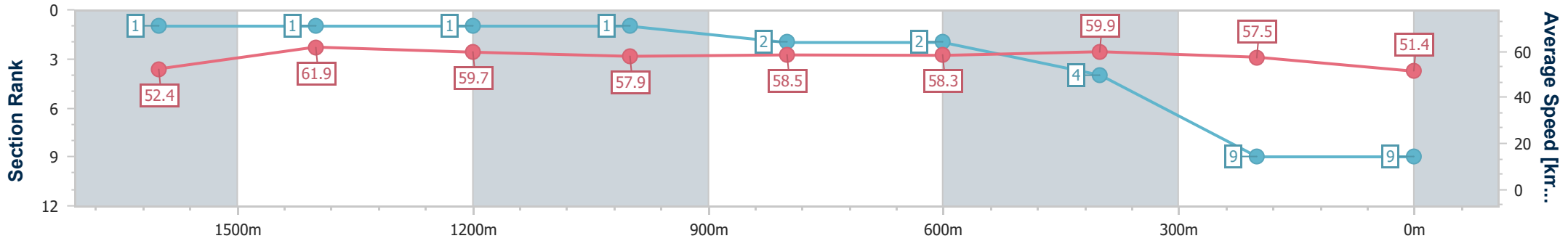
Eagle Farm QLD Professional
 Race 4: STRADBROKE SEASON BOOK NOW BENCHMARK 70
 Handicap - 1800m
 08 May 2024 - 13:44



BRISBANE
 RACING CLUB

Track Rating: Soft 7, Weather: Fine, Rail Position: +11m Entire

| Section | Overall | 1600m | 1400m | 1200m | 1000m | 800m | 600m | 400m | 200m |
|------------------------|--------------------------|--------------------------|--------------------------|--------------------------|--------------------------|--------------------------|--------------------------|--------------------------|--------------------------|
| Section Times | 1:53.65 [9] (0:14.01) | 1:39.64 [1] (0:11.73) | 1:27.91 [1] (0:12.06) | 1:15.85 [1] (0:12.45) | 1:03.40 [1] (0:12.42) | 0:50.98 [2] (0:12.38) | 0:38.60 [2] (0:12.01) | 0:26.59 [4] (0:12.56) | 0:14.03 [9] (0:14.03) |
| Average Speed [km/h] | 52.4 | 61.9 | 59.7 | 57.9 | 58.5 | 58.3 | 59.9 | 57.5 | 51.4 |
| Top Speed [km/h] | 63.4 | 63.9 | 60.8 | 58.7 | 59.1 | 59.5 | 60.7 | 59.9 | 54.8 |
| Avg. Dist. to Rail [m] | 6.8 | 3.6 | 3.1 | 2.5 | 1.3 | 1.2 | 0.4 | 0.4 | 0.4 |
| Avg. Stride Freq. [Hz] | 2.2 | 2.3 | 2.2 | 2.2 | 2.2 | 2.2 | 2.3 | 2.3 | 2.2 |
| Avg. Stride Length [m] | 6.7 | 7.5 | 7.4 | 7.3 | 7.3 | 7.2 | 7.3 | 7.0 | 6.6 |



- [] Ranking at each section and finish
- .-.- No data available at this section
- NA No data available



Eagle Farm QLD Professional
Race 5: SKY RACING QTIS Three-Year-Old BENCHMARK 70 Handicap - 1800m
08 May 2024 - 14:19



BRISBANE
RACING CLUB

Track Rating: Soft 7, Weather: Fine, Rail Position: +11m Entire

| Section | | | | | | | | | | | | | | |
|-------------|----------------------|--------------------------------|----------------------|----------------------|----------------------|---------------------------|---------------------------|---------------------------|---------------------------|---------------------------|---------------------------|---------------------------|------------------------|----|
| Field Times | Overall | 1600m | 1400m | 1200m | 1000m | 800m | 600m | Last 600m | | | | | | |
| | 1:51.93 (0:14.07) | 1:37.86 (0:11.67) | 1:26.19 (0:12.03) | 1:14.16 (0:12.80) | 1:01.36 (0:13.00) | 0:48.36 (0:12.75) | 0:35.61 (0:11.91) | 0:35.61 | | | | | | |
| Rank | TAB | Horse/Jockey | Barrier | Top Speed [km/h] | Fastest Section | | | | | | | | Distance Travelled [m] | |
| 1 | 4 | HIYAAM PROUD Ethan Brown | 1 | 64.7 400m | 0:11.43 400m | 1:51.93 [1] (0:14.16) | 1:37.77 [2] (0:11.58) | 1:26.19 [1] (0:12.03) | 1:14.16 [1] (0:12.80) | 1:01.36 [1] (0:13.00) | 0:48.36 [1] (0:12.75) | 0:35.61 [1] (0:11.91) | 0:35.61 | |
| 2 | 8 | RING ME UP Mark Du Plessis | 3 | 64.8 400m | 0:11.39 400m | 1:52.00 [2] (0:14.59) | 1:37.41 [6] (0:11.91) | 1:25.50 [6] (0:12.00) | 1:13.50 [6] (0:12.72) | 1:00.78 [5] (0:12.97) | 0:47.81 [5] (0:12.67) | 0:35.14 [5] (0:11.74) | 0:35.14 | +5 |
| 3 | 5 | KADAVAR James Orman | 2 | 65.9 600m | 0:11.35 400m | 1:52.04 [3] (0:14.55) | 1:37.49 [5] (0:11.93) | 1:25.56 [5] (0:12.00) | 1:13.56 [5] (0:12.78) | 1:00.78 [6] (0:13.05) | 0:47.73 [6] (0:12.78) | 0:34.95 [6] (0:11.54) | 0:34.95 | +0 |
| 4 | 9 | PRESLEY Damien Thornton | 4 | 65.3 400m | 0:11.41 400m | 1:52.07 [4] (0:14.25) | 1:37.82 [3] (0:11.88) | 1:25.94 [3] (0:12.02) | 1:13.92 [3] (0:12.75) | 1:01.17 [3] (0:12.98) | 0:48.19 [3] (0:12.64) | 0:35.55 [3] (0:11.76) | 0:35.55 | +0 |
| 5 | 10 | FARWEST Angela Jones | 10 | 65.1 600m | 0:11.38 400m | 1:52.09 [5] (0:14.79) | 1:37.30 [7] (0:11.93) | 1:25.37 [7] (0:12.01) | 1:13.36 [7] (0:12.78) | 1:00.58 [7] (0:12.91) | 0:47.67 [7] (0:12.67) | 0:35.00 [7] (0:11.72) | 0:35.00 | -6 |
| 6 | 1 | BULLETS HIGH Jay Ford | 9 | 65.5 400m | 0:11.33 400m | 1:52.28 [6] (0:14.82) | 1:37.46 [8] (0:11.93) | 1:25.53 [8] (0:11.99) | 1:13.54 [8] (0:12.80) | 1:00.74 [8] (0:12.96) | 0:47.78 [8] (0:12.61) | 0:35.17 [8] (0:11.78) | 0:35.17 | +6 |
| 7 | 3 | TEXAS FIREBALL Ryan Maloney | 8 | 64.1 400m | 0:11.63 400m | 1:52.33 [7] (0:14.07) | 1:38.26 [1] (0:11.75) | 1:26.51 [2] (0:12.11) | 1:14.40 [2] (0:12.77) | 1:01.63 [2] (0:12.97) | 0:48.66 [2] (0:12.71) | 0:35.95 [2] (0:11.87) | 0:35.95 | +8 |
| 8 | 6 | GREY ICE Martin Harley | 6 | 65.6 400m | 0:11.33 400m | 1:52.37 [8] (0:14.42) | 1:37.95 [4] (0:11.83) | 1:26.12 [4] (0:12.06) | 1:14.06 [4] (0:12.75) | 1:01.31 [4] (0:12.98) | 0:48.33 [4] (0:12.70) | 0:35.63 [4] (0:11.82) | 0:35.63 | +5 |
| 9 | 11 | PELE PRINCESS Robbie Dolan | 7 | 65.2 400m | 0:11.44 400m | 1:52.94 [9] (0:15.14) | 1:37.80 [10] (0:12.09) | 1:25.71 [10] (0:12.03) | 1:13.68 [10] (0:12.63) | 1:01.05 [10] (0:12.87) | 0:48.18 [9] (0:12.58) | 0:35.60 [10] (0:11.69) | 0:35.60 | +2 |
| 10 | 7 | RASHFORD Kyle Wilson-Taylor | 11 | 63.0 400m | 0:11.88 600m | 1:55.02 [10] (0:14.98) | 1:40.04 [9] (0:12.05) | 1:27.99 [9] (0:12.00) | 1:15.99 [9] (0:12.81) | 1:03.18 [9] (0:12.96) | 0:50.22 [10] (0:12.49) | 0:37.73 [9] (0:11.88) | 0:37.73 | +7 |

Scratched: Ichiban (#2)



Eagle Farm QLD Professional
Race 5: SKY RACING QTIS Three-Year-Old BENCHMARK 70 Handicap - 1800m
08 May 2024 - 14:19



Track Rating: Soft 7, Weather: Fine, Rail Position: +11m Entire

| Section | | | | 400m | 200m | | | Last 600m | | |
|-------------|-----|--------------------------------|---------|----------------------|----------------------|---------------------------|---------------------------|-----------|--|------------------------|
| Field Times | | | | 0:23.70 (0:11.43) | 0:12.27 (0:12.27) | | | 0:35.61 | | |
| Rank | TAB | Horse/Jockey | Barrier | Top Speed [km/h] | Fastest Section | Margin | | | | Distance Travelled [m] |
| 1 | 4 | HIYAAM PROUD Ethan Brown | 1 | 64.7 400m | 0:11.43 400m | 0:23.70 [1] (0:11.43) | 0:12.27 [1] (0:12.27) | 1:51.93 | | 0:35.61 |
| 2 | 8 | RING ME UP Mark Du Plessis | 3 | 64.8 400m | 0:11.39 400m | 0:23.40 [5] (0:11.39) | 0:12.01 [6] (0:12.01) | 0.07L | | 0:35.14 +5 |
| 3 | 5 | KADAVAR James Orman | 2 | 65.9 600m | 0:11.35 400m | 0:23.41 [6] (0:11.35) | 0:12.06 [5] (0:12.06) | 0.04L | | 0:34.95 +0 |
| 4 | 9 | PRESLEY Damien Thornton | 4 | 65.3 400m | 0:11.41 400m | 0:23.79 [3] (0:11.41) | 0:12.38 [2] (0:12.38) | 0.03L | | 0:35.55 +0 |
| 5 | 10 | FARWEST Angela Jones | 10 | 65.1 600m | 0:11.38 400m | 0:23.28 [7] (0:11.38) | 0:11.90 [7] (0:11.90) | 0.02L | | 0:35.00 -6 |
| 6 | 1 | BULLETS HIGH Jay Ford | 9 | 65.5 400m | 0:11.33 400m | 0:23.39 [8] (0:11.33) | 0:12.06 [8] (0:12.06) | 0.19L | | 0:35.17 +6 |
| 7 | 3 | TEXAS FIREBALL Ryan Maloney | 8 | 64.1 400m | 0:11.63 400m | 0:24.08 [2] (0:11.63) | 0:12.45 [3] (0:12.45) | 0.05L | | 0:35.95 +8 |
| 8 | 6 | GREY ICE Martin Harley | 6 | 65.6 400m | 0:11.33 400m | 0:23.81 [4] (0:11.33) | 0:12.48 [4] (0:12.48) | 0.04L | | 0:35.63 +5 |
| 9 | 11 | PELE PRINCESS Robbie Dolan | 7 | 65.2 400m | 0:11.44 400m | 0:23.91 [9] (0:11.44) | 0:12.47 [9] (0:12.47) | 0.57L | | 0:35.60 +2 |
| 10 | 7 | RASHFORD Kyle Wilson-Taylor | 11 | 63.0 400m | 0:11.88 600m | 0:25.85 [10] (0:11.89) | 0:13.96 [10] (0:13.96) | 2.08L | | 0:37.73 +7 |

Scratched: Ichiban (#2)



| | |
|--------------------------------|----------------|
| Horse/Jockey Name | Hiyaam Proud |
| Final Rank | 1 |
| Fastest Section Time (Section) | 0:11.43 (400m) |
| Top Speed [km/h] (Section) | 64.7 (400m) |
| Race State | Finished |

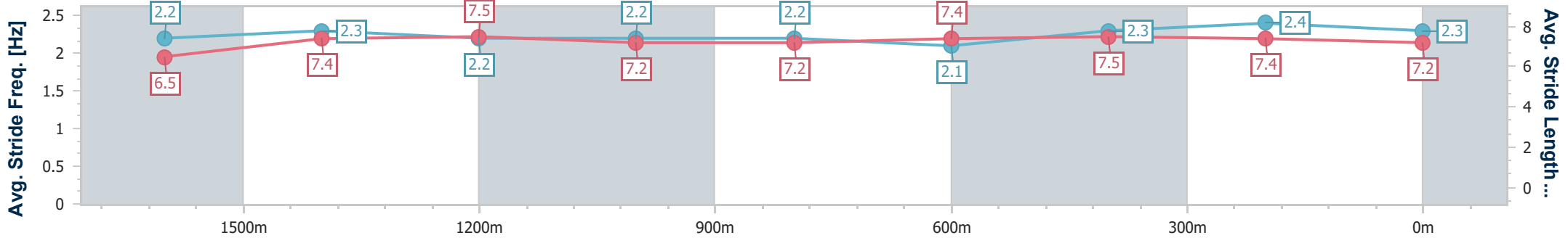
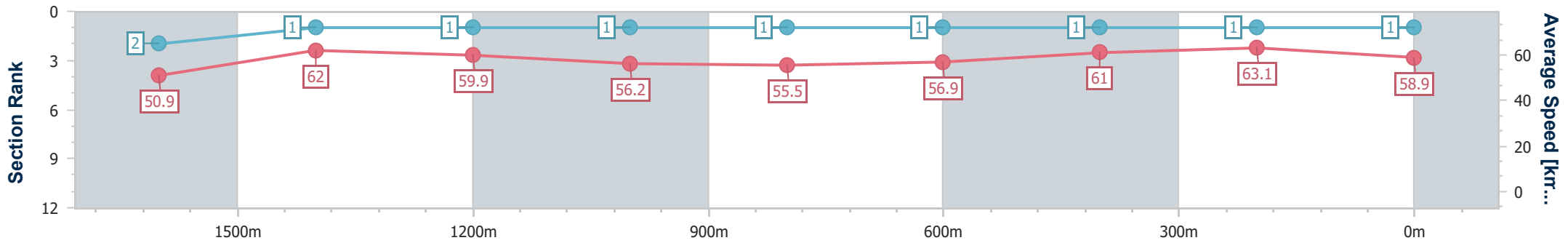


Eagle Farm QLD Professional
 Race 5: SKY RACING QTIS Three-Year-Old BENCHMARK 70
 Handicap - 1800m
 08 May 2024 - 14:19
 Track Rating: Soft 7, Weather: Fine, Rail Position: +11m Entire



BRISBANE
 RACING CLUB

| Section | Overall | 1600m | 1400m | 1200m | 1000m | 800m | 600m | 400m | 200m | | | | |
|------------------------|--------------------------|--------------------------|--------------------------|--------------------------|--------------------------|--------------------------|--------------------------|--------------------------|--------------------------|--|--|--|--|
| Section Times | 1:51.93 [1] (0:14.16) | 1:37.77 [2] (0:11.58) | 1:26.19 [1] (0:12.03) | 1:14.16 [1] (0:12.80) | 1:01.36 [1] (0:13.00) | 0:48.36 [1] (0:12.75) | 0:35.61 [1] (0:11.91) | 0:23.70 [1] (0:11.43) | 0:12.27 [1] (0:12.27) | | | | |
| Average Speed [km/h] | 50.9 | 62.0 | 59.9 | 56.2 | 55.5 | 56.9 | 61.0 | 63.1 | 58.9 | | | | |
| Top Speed [km/h] | 63.1 | 63.0 | 62.7 | 58.0 | 56.0 | 59.0 | 64.0 | 64.7 | 61.7 | | | | |
| Avg. Dist. to Rail [m] | 2.3 | 0.2 | 0.3 | 0.4 | 0.5 | 1.3 | 2.5 | 6.6 | 6.3 | | | | |
| Avg. Stride Freq. [Hz] | 2.2 | 2.3 | 2.2 | 2.2 | 2.2 | 2.1 | 2.3 | 2.4 | 2.3 | | | | |
| Avg. Stride Length [m] | 6.5 | 7.4 | 7.5 | 7.2 | 7.2 | 7.4 | 7.5 | 7.4 | 7.2 | | | | |



- [] Ranking at each section and finish
- .-.- No data available at this section
- NA No data available



| | |
|--------------------------------|----------------|
| Horse/Jockey Name | Ring Me Up |
| Final Rank | 2 |
| Fastest Section Time (Section) | 0:11.39 (400m) |
| Top Speed [km/h] (Section) | 64.8 (400m) |
| Race State | Finished |

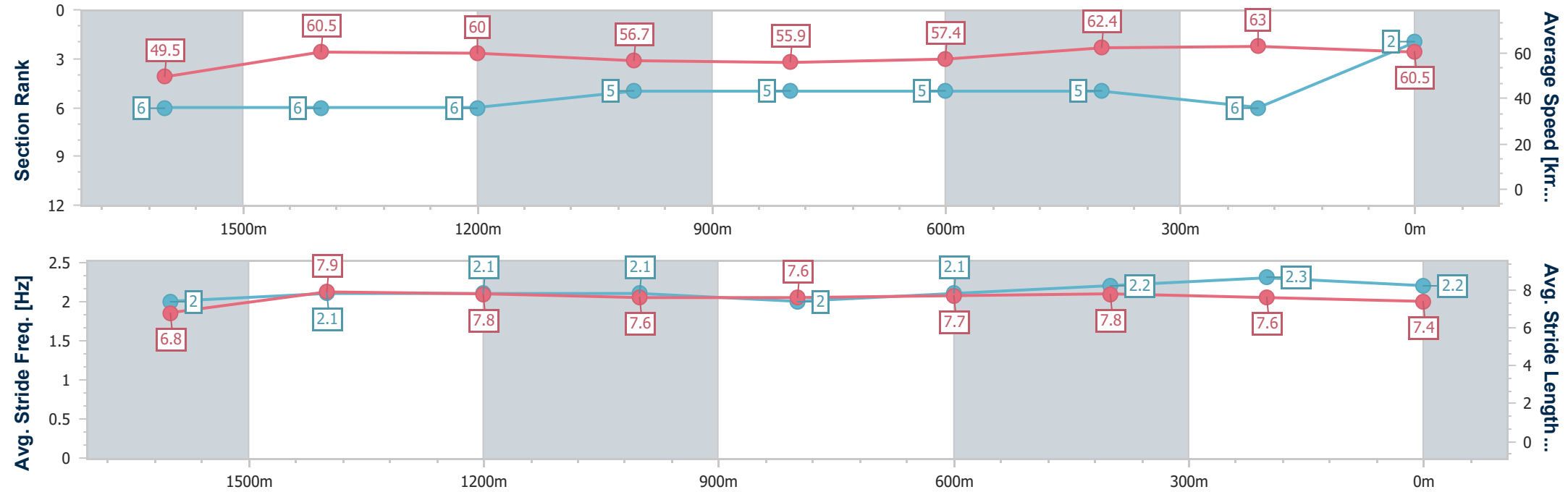


Eagle Farm QLD Professional
 Race 5: SKY RACING QTIS Three-Year-Old BENCHMARK 70
 Handicap - 1800m
 08 May 2024 - 14:19
 Track Rating: Soft 7, Weather: Fine, Rail Position: +11m Entire



BRISBANE
 RACING CLUB

| Section | Overall | 1600m | 1400m | 1200m | 1000m | 800m | 600m | 400m | 200m |
|------------------------|--------------------------|--------------------------|--------------------------|--------------------------|--------------------------|--------------------------|--------------------------|--------------------------|--------------------------|
| Section Times | 1:52.00 [2] (0:14.59) | 1:37.41 [6] (0:11.91) | 1:25.50 [6] (0:12.00) | 1:13.50 [6] (0:12.72) | 1:00.78 [5] (0:12.97) | 0:47.81 [5] (0:12.67) | 0:35.14 [5] (0:11.74) | 0:23.40 [5] (0:11.39) | 0:12.01 [6] (0:12.01) |
| Average Speed [km/h] | 49.5 | 60.5 | 60.0 | 56.7 | 55.9 | 57.4 | 62.4 | 63.0 | 60.5 |
| Top Speed [km/h] | 60.4 | 61.4 | 61.7 | 57.7 | 56.8 | 59.0 | 64.6 | 64.8 | 62.3 |
| Avg. Dist. to Rail [m] | 3.1 | 0.6 | 1.0 | 1.3 | 1.6 | 2.1 | 3.6 | 8.1 | 7.9 |
| Avg. Stride Freq. [Hz] | 2.0 | 2.1 | 2.1 | 2.1 | 2.0 | 2.1 | 2.2 | 2.3 | 2.2 |
| Avg. Stride Length [m] | 6.8 | 7.9 | 7.8 | 7.6 | 7.6 | 7.7 | 7.8 | 7.6 | 7.4 |



- [] Ranking at each section and finish
- .-.- No data available at this section
- NA No data available



| | |
|--------------------------------|----------------|
| Horse/Jockey Name | Kadavar |
| Final Rank | 3 |
| Fastest Section Time (Section) | 0:11.35 (400m) |
| Top Speed [km/h] (Section) | 65.9 (600m) |
| Race State | Finished |

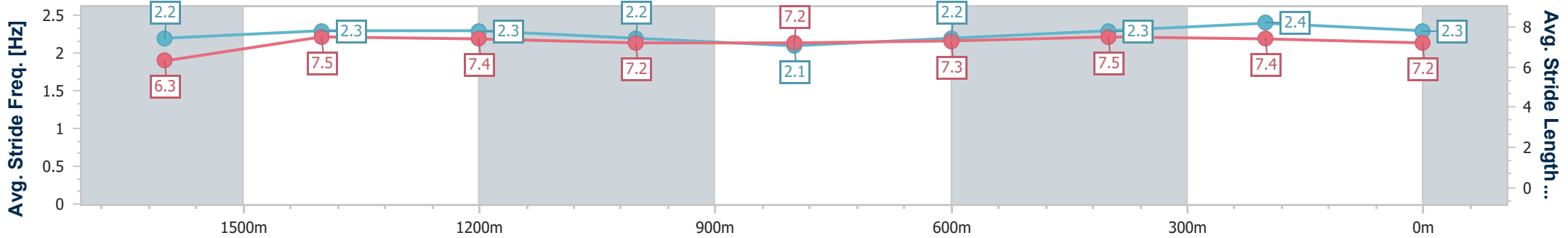
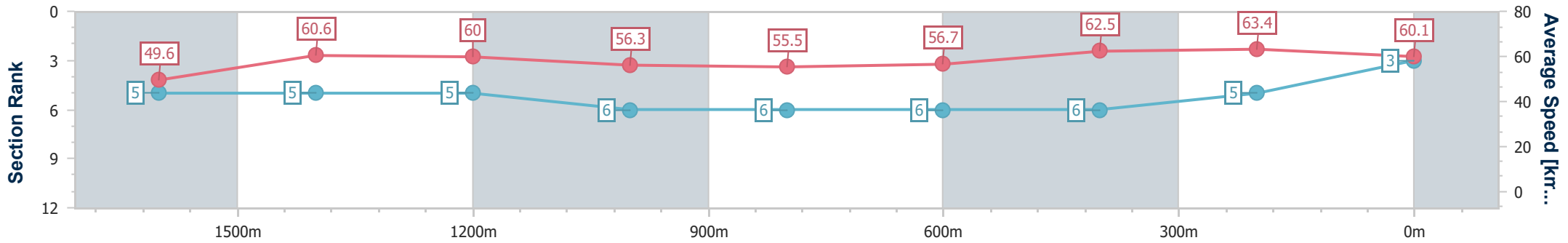


Eagle Farm QLD Professional
 Race 5: SKY RACING QTIS Three-Year-Old BENCHMARK 70
 Handicap - 1800m
 08 May 2024 - 14:19
 Track Rating: Soft 7, Weather: Fine, Rail Position: +11m Entire



BRISBANE
 RACING CLUB

| Section | Overall | 1600m | 1400m | 1200m | 1000m | 800m | 600m | 400m | 200m |
|------------------------|--------------------------|--------------------------|--------------------------|--------------------------|--------------------------|--------------------------|--------------------------|--------------------------|--------------------------|
| Section Times | 1:52.04 [3] (0:14.55) | 1:37.49 [5] (0:11.93) | 1:25.56 [5] (0:12.00) | 1:13.56 [5] (0:12.78) | 1:00.78 [6] (0:13.05) | 0:47.73 [6] (0:12.78) | 0:34.95 [6] (0:11.54) | 0:23.41 [6] (0:11.35) | 0:12.06 [5] (0:12.06) |
| Average Speed [km/h] | 49.6 | 60.6 | 60.0 | 56.3 | 55.5 | 56.7 | 62.5 | 63.4 | 60.1 |
| Top Speed [km/h] | 60.7 | 61.3 | 61.4 | 58.1 | 56.6 | 58.6 | 65.9 | 65.4 | 61.8 |
| Avg. Dist. to Rail [m] | 2.6 | 0.5 | 1.1 | 1.0 | 1.2 | 2.0 | 0.7 | 0.4 | 0.4 |
| Avg. Stride Freq. [Hz] | 2.2 | 2.3 | 2.3 | 2.2 | 2.1 | 2.2 | 2.3 | 2.4 | 2.3 |
| Avg. Stride Length [m] | 6.3 | 7.5 | 7.4 | 7.2 | 7.2 | 7.3 | 7.5 | 7.4 | 7.2 |



- [] Ranking at each section and finish
- .-.- No data available at this section
- NA No data available



| | |
|--------------------------------|----------------|
| Horse/Jockey Name | Presley |
| Final Rank | 4 |
| Fastest Section Time (Section) | 0:11.41 (400m) |
| Top Speed [km/h] (Section) | 65.3 (400m) |
| Race State | Finished |

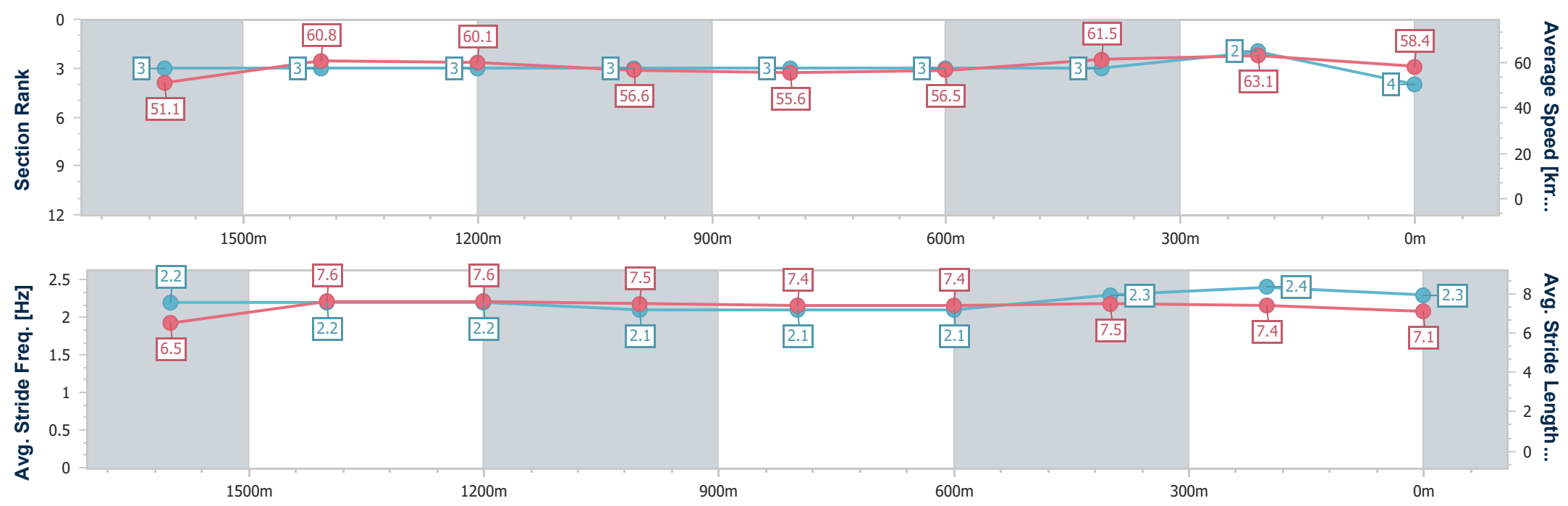


Eagle Farm QLD Professional
 Race 5: SKY RACING QTIS Three-Year-Old BENCHMARK 70
 Handicap - 1800m
 08 May 2024 - 14:19
 Track Rating: Soft 7, Weather: Fine, Rail Position: +11m Entire



BRISBANE
 RACING CLUB

| Section | Overall | 1600m | 1400m | 1200m | 1000m | 800m | 600m | 400m | 200m |
|------------------------|--------------------------|--------------------------|--------------------------|--------------------------|--------------------------|--------------------------|--------------------------|--------------------------|--------------------------|
| Section Times | 1:52.07 [4] (0:14.25) | 1:37.82 [3] (0:11.88) | 1:25.94 [3] (0:12.02) | 1:13.92 [3] (0:12.75) | 1:01.17 [3] (0:12.98) | 0:48.19 [3] (0:12.64) | 0:35.55 [3] (0:11.76) | 0:23.79 [3] (0:11.41) | 0:12.38 [2] (0:12.38) |
| Average Speed [km/h] | 51.1 | 60.8 | 60.1 | 56.6 | 55.6 | 56.5 | 61.5 | 63.1 | 58.4 |
| Top Speed [km/h] | 60.4 | 61.7 | 62.1 | 58.3 | 56.6 | 57.5 | 64.6 | 65.3 | 60.9 |
| Avg. Dist. to Rail [m] | 4.9 | 2.2 | 2.1 | 1.8 | 0.4 | 0.8 | 0.5 | 2.1 | 2.4 |
| Avg. Stride Freq. [Hz] | 2.2 | 2.2 | 2.2 | 2.1 | 2.1 | 2.1 | 2.3 | 2.4 | 2.3 |
| Avg. Stride Length [m] | 6.5 | 7.6 | 7.6 | 7.5 | 7.4 | 7.4 | 7.5 | 7.4 | 7.1 |



- [] Ranking at each section and finish
- .-.- No data available at this section
- NA No data available



| | |
|--------------------------------|----------------|
| Horse/Jockey Name | Farwest |
| Final Rank | 5 |
| Fastest Section Time (Section) | 0:11.38 (400m) |
| Top Speed [km/h] (Section) | 65.1 (600m) |
| Race State | Finished |

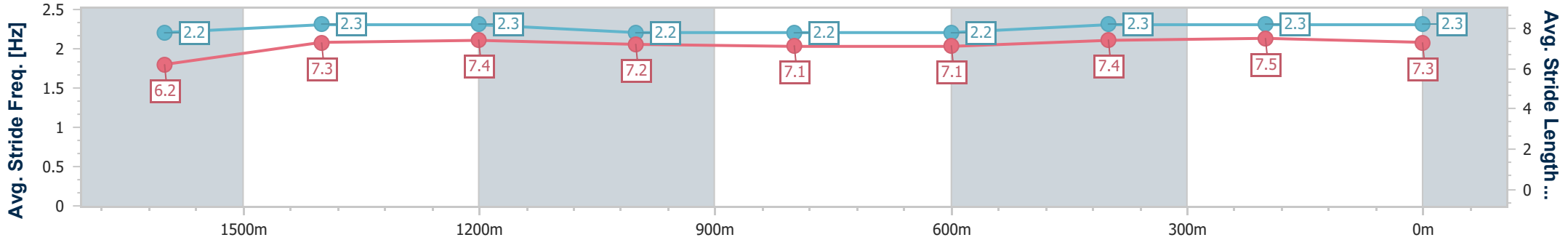
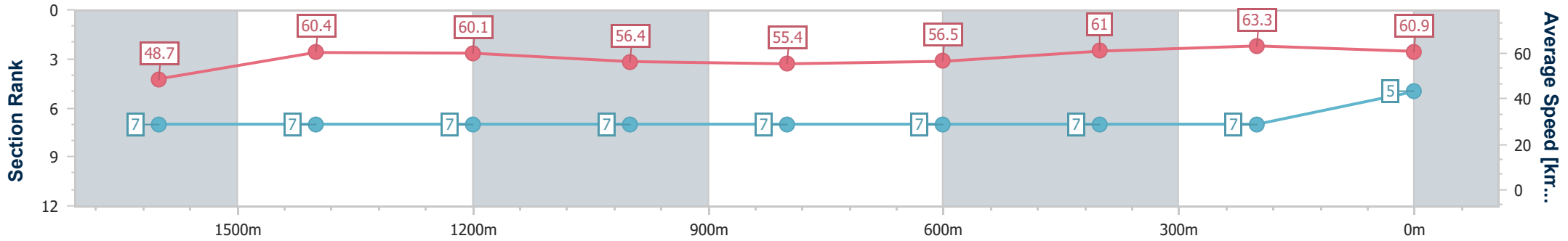


Eagle Farm QLD Professional
 Race 5: SKY RACING QTIS Three-Year-Old BENCHMARK 70
 Handicap - 1800m
 08 May 2024 - 14:19
 Track Rating: Soft 7, Weather: Fine, Rail Position: +11m Entire



BRISBANE
 RACING CLUB

| Section | Overall | 1600m | 1400m | 1200m | 1000m | 800m | 600m | 400m | 200m |
|------------------------|--------------------------|--------------------------|--------------------------|--------------------------|--------------------------|--------------------------|--------------------------|--------------------------|--------------------------|
| Section Times | 1:52.09 [5] (0:14.79) | 1:37.30 [7] (0:11.93) | 1:25.37 [7] (0:12.01) | 1:13.36 [7] (0:12.78) | 1:00.58 [7] (0:12.91) | 0:47.67 [7] (0:12.67) | 0:35.00 [7] (0:11.72) | 0:23.28 [7] (0:11.38) | 0:11.90 [7] (0:11.90) |
| Average Speed [km/h] | 48.7 | 60.4 | 60.1 | 56.4 | 55.4 | 56.5 | 61.0 | 63.3 | 60.9 |
| Top Speed [km/h] | 60.5 | 61.7 | 61.0 | 58.0 | 56.3 | 59.0 | 65.1 | 65.1 | 61.8 |
| Avg. Dist. to Rail [m] | 4.6 | 1.7 | 1.5 | 0.6 | 0.9 | 1.1 | 1.6 | 0.4 | 0.4 |
| Avg. Stride Freq. [Hz] | 2.2 | 2.3 | 2.3 | 2.2 | 2.2 | 2.2 | 2.3 | 2.3 | 2.3 |
| Avg. Stride Length [m] | 6.2 | 7.3 | 7.4 | 7.2 | 7.1 | 7.1 | 7.4 | 7.5 | 7.3 |



- [] Ranking at each section and finish
- .-.- No data available at this section
- NA No data available



| | |
|--------------------------------|----------------|
| Horse/Jockey Name | Bullets High |
| Final Rank | 6 |
| Fastest Section Time (Section) | 0:11.33 (400m) |
| Top Speed [km/h] (Section) | 65.5 (400m) |
| Race State | Finished |

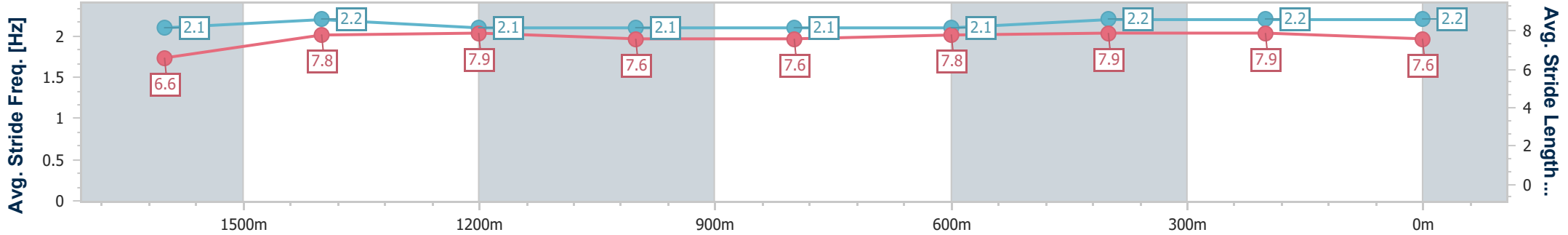
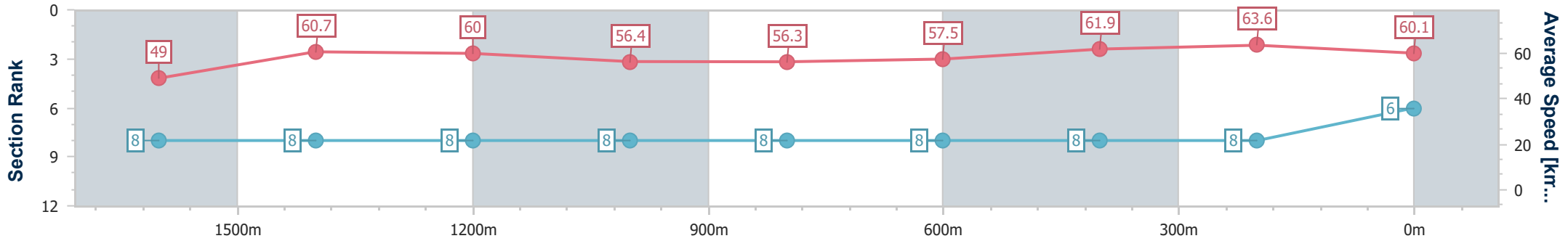


Eagle Farm QLD Professional
 Race 5: SKY RACING QTIS Three-Year-Old BENCHMARK 70
 Handicap - 1800m
 08 May 2024 - 14:19
 Track Rating: Soft 7, Weather: Fine, Rail Position: +11m Entire



BRISBANE
 RACING CLUB

| Section | Overall | 1600m | 1400m | 1200m | 1000m | 800m | 600m | 400m | 200m | | | | |
|------------------------|--------------------------|--------------------------|--------------------------|--------------------------|--------------------------|--------------------------|--------------------------|--------------------------|--------------------------|--|--|--|--|
| Section Times | 1:52.28 [6] (0:14.82) | 1:37.46 [8] (0:11.93) | 1:25.53 [8] (0:11.99) | 1:13.54 [8] (0:12.80) | 1:00.74 [8] (0:12.96) | 0:47.78 [8] (0:12.61) | 0:35.17 [8] (0:11.78) | 0:23.39 [8] (0:11.33) | 0:12.06 [8] (0:12.06) | | | | |
| Average Speed [km/h] | 49.0 | 60.7 | 60.0 | 56.4 | 56.3 | 57.5 | 61.9 | 63.6 | 60.1 | | | | |
| Top Speed [km/h] | 61.0 | 61.6 | 61.2 | 57.6 | 57.7 | 59.5 | 64.1 | 65.5 | 62.2 | | | | |
| Avg. Dist. to Rail [m] | 5.9 | 1.8 | 2.4 | 2.2 | 2.0 | 2.3 | 3.1 | 8.2 | 8.9 | | | | |
| Avg. Stride Freq. [Hz] | 2.1 | 2.2 | 2.1 | 2.1 | 2.1 | 2.1 | 2.2 | 2.2 | 2.2 | | | | |
| Avg. Stride Length [m] | 6.6 | 7.8 | 7.9 | 7.6 | 7.6 | 7.8 | 7.9 | 7.9 | 7.6 | | | | |



- [] Ranking at each section and finish
- .-.- No data available at this section
- NA No data available



| | |
|--------------------------------|----------------|
| Horse/Jockey Name | Texas Fireball |
| Final Rank | 7 |
| Fastest Section Time (Section) | 0:11.63 (400m) |
| Top Speed [km/h] (Section) | 64.1 (400m) |
| Race State | Finished |

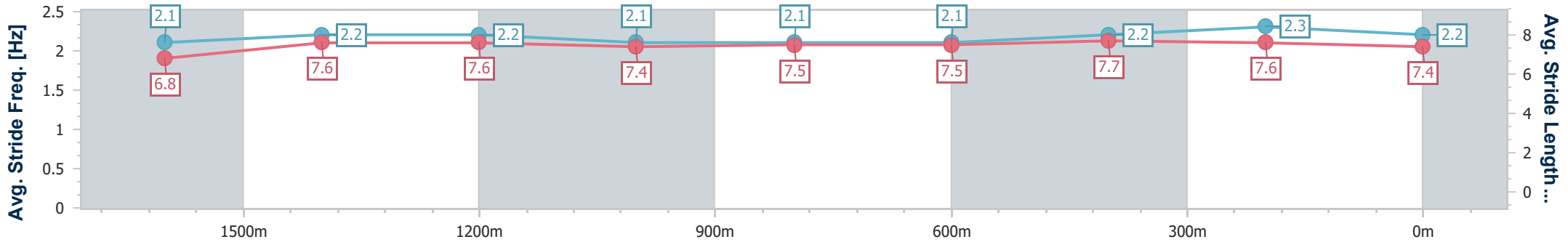
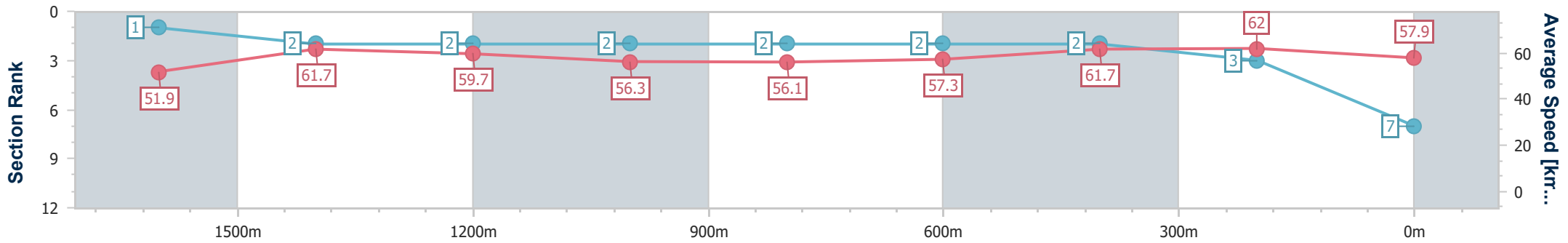


Eagle Farm QLD Professional
 Race 5: SKY RACING QTIS Three-Year-Old BENCHMARK 70
 Handicap - 1800m
 08 May 2024 - 14:19
 Track Rating: Soft 7, Weather: Fine, Rail Position: +11m Entire



BRISBANE
 RACING CLUB

| Section | Overall | 1600m | 1400m | 1200m | 1000m | 800m | 600m | 400m | 200m |
|------------------------|--------------------------|--------------------------|--------------------------|--------------------------|--------------------------|--------------------------|--------------------------|--------------------------|--------------------------|
| Section Times | 1:52.33 [7] (0:14.07) | 1:38.26 [1] (0:11.75) | 1:26.51 [2] (0:12.11) | 1:14.40 [2] (0:12.77) | 1:01.63 [2] (0:12.97) | 0:48.66 [2] (0:12.71) | 0:35.95 [2] (0:11.87) | 0:24.08 [2] (0:11.63) | 0:12.45 [3] (0:12.45) |
| Average Speed [km/h] | 51.9 | 61.7 | 59.7 | 56.3 | 56.1 | 57.3 | 61.7 | 62.0 | 57.9 |
| Top Speed [km/h] | 62.1 | 62.3 | 62.3 | 57.9 | 56.8 | 58.5 | 63.8 | 64.1 | 60.6 |
| Avg. Dist. to Rail [m] | 6.1 | 1.9 | 1.9 | 1.9 | 1.8 | 2.9 | 3.3 | 6.5 | 6.0 |
| Avg. Stride Freq. [Hz] | 2.1 | 2.2 | 2.2 | 2.1 | 2.1 | 2.1 | 2.2 | 2.3 | 2.2 |
| Avg. Stride Length [m] | 6.8 | 7.6 | 7.6 | 7.4 | 7.5 | 7.5 | 7.7 | 7.6 | 7.4 |



- [] Ranking at each section and finish
- .-.- No data available at this section
- NA No data available



| | |
|--------------------------------|----------------|
| Horse/Jockey Name | Grey Ice |
| Final Rank | 8 |
| Fastest Section Time (Section) | 0:11.33 (400m) |
| Top Speed [km/h] (Section) | 65.6 (400m) |
| Race State | Finished |

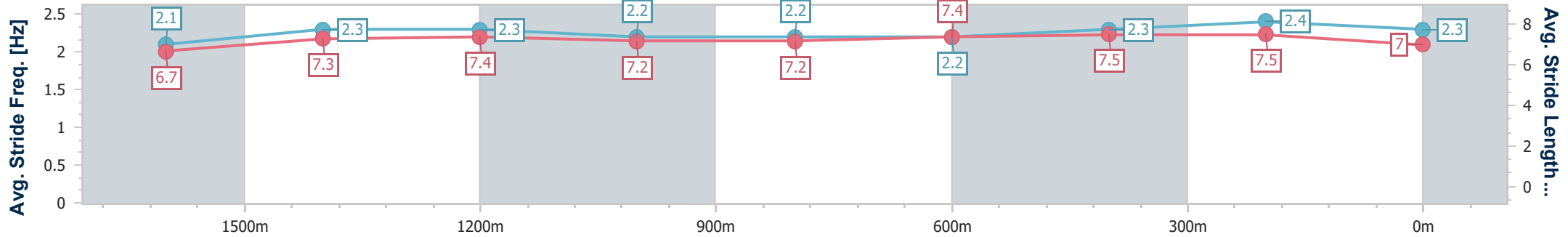
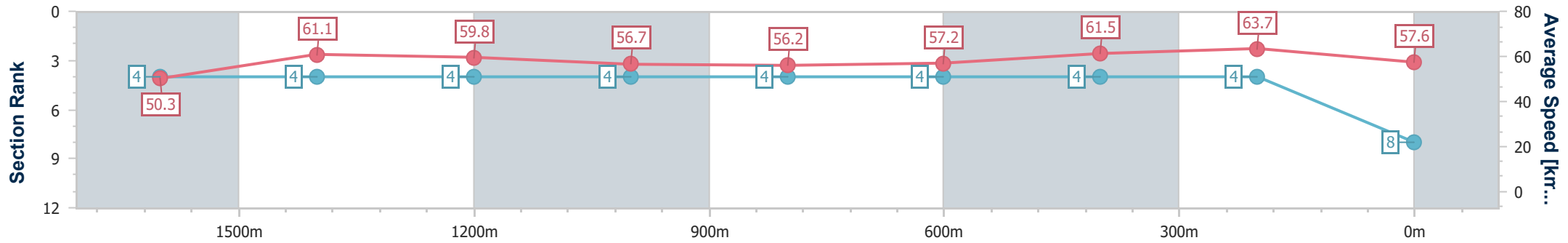


Eagle Farm QLD Professional
 Race 5: SKY RACING QTIS Three-Year-Old BENCHMARK 70
 Handicap - 1800m
 08 May 2024 - 14:19
 Track Rating: Soft 7, Weather: Fine, Rail Position: +11m Entire



BRISBANE
 RACING CLUB

| Section | Overall | 1600m | 1400m | 1200m | 1000m | 800m | 600m | 400m | 200m |
|------------------------|--------------------------|--------------------------|--------------------------|--------------------------|--------------------------|--------------------------|--------------------------|--------------------------|--------------------------|
| Section Times | 1:52.37 [8] (0:14.42) | 1:37.95 [4] (0:11.83) | 1:26.12 [4] (0:12.06) | 1:14.06 [4] (0:12.75) | 1:01.31 [4] (0:12.98) | 0:48.33 [4] (0:12.70) | 0:35.63 [4] (0:11.82) | 0:23.81 [4] (0:11.33) | 0:12.48 [4] (0:12.48) |
| Average Speed [km/h] | 50.3 | 61.1 | 59.8 | 56.7 | 56.2 | 57.2 | 61.5 | 63.7 | 57.6 |
| Top Speed [km/h] | 60.2 | 62.5 | 61.1 | 58.7 | 57.0 | 58.4 | 64.9 | 65.6 | 60.8 |
| Avg. Dist. to Rail [m] | 4.3 | 1.8 | 2.8 | 3.2 | 2.1 | 2.0 | 2.4 | 6.0 | 5.9 |
| Avg. Stride Freq. [Hz] | 2.1 | 2.3 | 2.3 | 2.2 | 2.2 | 2.2 | 2.3 | 2.4 | 2.3 |
| Avg. Stride Length [m] | 6.7 | 7.3 | 7.4 | 7.2 | 7.2 | 7.4 | 7.5 | 7.5 | 7.0 |



- [] Ranking at each section and finish
- .-.- No data available at this section
- NA No data available



| | |
|--------------------------------|----------------|
| Horse/Jockey Name | Pele Princess |
| Final Rank | 9 |
| Fastest Section Time (Section) | 0:11.44 (400m) |
| Top Speed [km/h] (Section) | 65.2 (400m) |
| Race State | Finished |

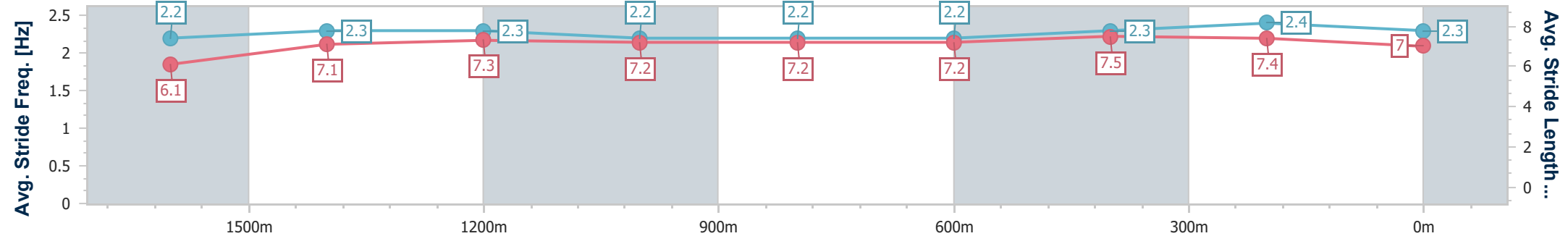
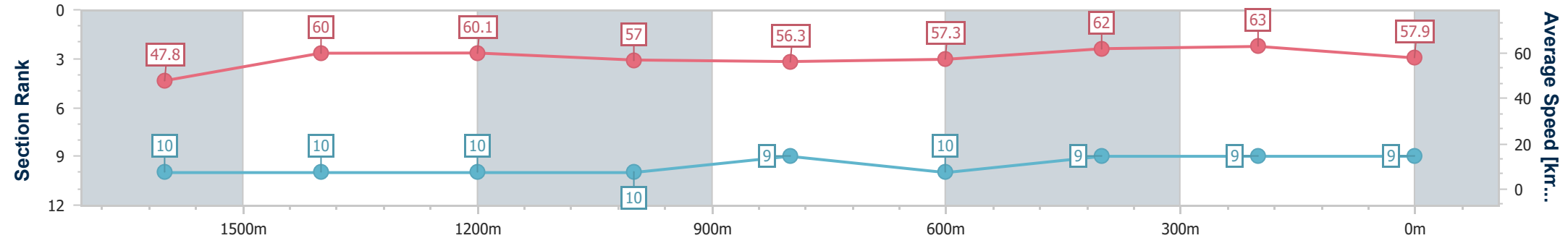


Eagle Farm QLD Professional
 Race 5: SKY RACING QTIS Three-Year-Old BENCHMARK 70
 Handicap - 1800m
 08 May 2024 - 14:19
 Track Rating: Soft 7, Weather: Fine, Rail Position: +11m Entire



BRISBANE
 RACING CLUB

| Section | Overall | 1600m | 1400m | 1200m | 1000m | 800m | 600m | 400m | 200m |
|------------------------|--------------------------|---------------------------|---------------------------|---------------------------|---------------------------|--------------------------|---------------------------|--------------------------|--------------------------|
| Section Times | 1:52.94 [9] (0:15.14) | 1:37.80 [10] (0:12.09) | 1:25.71 [10] (0:12.03) | 1:13.68 [10] (0:12.63) | 1:01.05 [10] (0:12.87) | 0:48.18 [9] (0:12.58) | 0:35.60 [10] (0:11.69) | 0:23.91 [9] (0:11.44) | 0:12.47 [9] (0:12.47) |
| Average Speed [km/h] | 47.8 | 60.0 | 60.1 | 57.0 | 56.3 | 57.3 | 62.0 | 63.0 | 57.9 |
| Top Speed [km/h] | 57.7 | 60.7 | 60.7 | 60.4 | 57.2 | 59.7 | 65.1 | 65.2 | 60.2 |
| Avg. Dist. to Rail [m] | 4.0 | 2.8 | 4.8 | 2.7 | 0.9 | 0.4 | 1.3 | 2.7 | 2.8 |
| Avg. Stride Freq. [Hz] | 2.2 | 2.3 | 2.3 | 2.2 | 2.2 | 2.2 | 2.3 | 2.4 | 2.3 |
| Avg. Stride Length [m] | 6.1 | 7.1 | 7.3 | 7.2 | 7.2 | 7.2 | 7.5 | 7.4 | 7.0 |



- [] Ranking at each section and finish
- .-.- No data available at this section
- NA No data available



| | |
|--------------------------------|----------------|
| Horse/Jockey Name | Rashford |
| Final Rank | 10 |
| Fastest Section Time (Section) | 0:11.88 (600m) |
| Top Speed [km/h] (Section) | 63.0 (400m) |
| Race State | Finished |

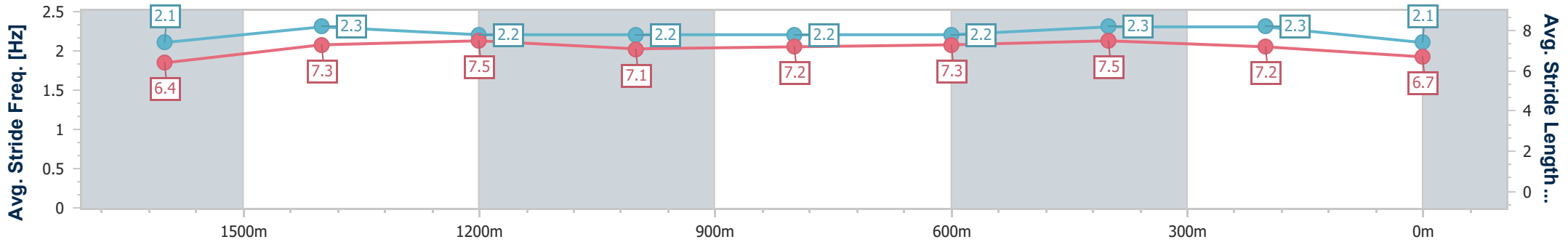
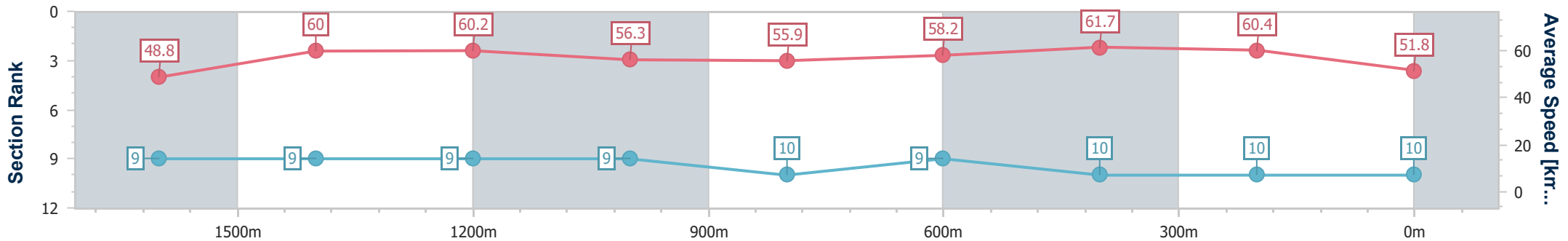


Eagle Farm QLD Professional
 Race 5: SKY RACING QTIS Three-Year-Old BENCHMARK 70
 Handicap - 1800m
 08 May 2024 - 14:19
 Track Rating: Soft 7, Weather: Fine, Rail Position: +11m Entire



BRISBANE
 RACING CLUB

| Section | Overall | 1600m | 1400m | 1200m | 1000m | 800m | 600m | 400m | 200m |
|------------------------|---------------------------|--------------------------|--------------------------|--------------------------|--------------------------|---------------------------|--------------------------|---------------------------|---------------------------|
| Section Times | 1:55.02 [10] (0:14.98) | 1:40.04 [9] (0:12.05) | 1:27.99 [9] (0:12.00) | 1:15.99 [9] (0:12.81) | 1:03.18 [9] (0:12.96) | 0:50.22 [10] (0:12.49) | 0:37.73 [9] (0:11.88) | 0:25.85 [10] (0:11.89) | 0:13.96 [10] (0:13.96) |
| Average Speed [km/h] | 48.8 | 60.0 | 60.2 | 56.3 | 55.9 | 58.2 | 61.7 | 60.4 | 51.8 |
| Top Speed [km/h] | 60.0 | 60.4 | 60.5 | 59.3 | 57.8 | 60.1 | 62.6 | 63.0 | 58.1 |
| Avg. Dist. to Rail [m] | 7.6 | 1.2 | 1.0 | 1.2 | 1.6 | 2.0 | 3.7 | 5.6 | 4.5 |
| Avg. Stride Freq. [Hz] | 2.1 | 2.3 | 2.2 | 2.2 | 2.2 | 2.2 | 2.3 | 2.3 | 2.1 |
| Avg. Stride Length [m] | 6.4 | 7.3 | 7.5 | 7.1 | 7.2 | 7.3 | 7.5 | 7.2 | 6.7 |



- [] Ranking at each section and finish
- .-.- No data available at this section
- NA No data available



Eagle Farm QLD Professional

Race 6: XXXX Maiden Plate - 1400m

08 May 2024 - 14:54



BRISBANE
RACING CLUB

Track Rating: Soft 7, Weather: Fine, Rail Position: +11m Entire

| Section | | | | | | | | | | | | Last 600m | |
|-------------|-----|---|----------------------|----------------------|----------------------|---------------------------|---------------------------|---------------------------|---------------------------|---------------------------|---------------------------|-----------|------------------------|
| Field Times | | Overall | 1200m | 1000m | 800m | 600m | 400m | | | | | | 0:36.95 |
| | | 1:26.39 (0:13.72) | 1:12.67 (0:11.38) | 1:01.29 (0:12.16) | 0:49.13 (0:12.18) | 0:36.95 (0:12.12) | 0:24.83 (0:11.98) | | | | | | |
| Rank | TAB | Horse/Jockey | Barrier | Top Speed [km/h] | Fastest Section | Overall | 1200m | 1000m | 800m | 600m | 400m | 0:36.81 | Distance Travelled [m] |
| 1 | 16 | WATERMELON Marnu Potgieter | 6 | 65.9 | 0:11.40 | 1:26.39 [1] (0:14.05) | 1:12.34 [7] (0:11.40) | 1:00.94 [4] (0:12.02) | 0:48.92 [3] (0:12.11) | 0:36.81 [3] (0:12.11) | 0:24.70 [2] (0:11.85) | 0:36.81 | |
| 2 | 2 | UNITED FRONT Jake Bayliss | 15 | 64.6 | 0:11.52 | 1:26.48 [2] (0:14.53) | 1:11.95 [13] (0:11.52) | 1:00.43 [11] (0:12.02) | 0:48.41 [10] (0:12.17) | 0:36.24 [8] (0:11.88) | 0:24.36 [3] (0:11.76) | 0:36.24 | -6 |
| 3 | 12 | ROSSO LEVANTO James Orman | 14 | 65.3 | 0:11.58 | 1:26.83 [3] (0:14.27) | 1:12.56 [9] (0:11.58) | 1:00.98 [8] (0:11.97) | 0:49.01 [7] (0:12.25) | 0:36.76 [5] (0:12.11) | 0:24.65 [5] (0:11.72) | 0:36.76 | +1 |
| 4 | 4 | FLYWHEEL Martin Harley | 9 | 64.9 | 0:11.70 | 1:27.08 [4] (0:14.28) | 1:12.80 [10] (0:11.70) | 1:01.10 [10] (0:12.07) | 0:49.03 [9] (0:12.40) | 0:36.63 [10] (0:12.12) | 0:24.51 [9] (0:11.82) | 0:36.63 | +8 |
| 5 | 5 | GAVIN Michael Rodd | 13 | 63.2 | 0:11.90 | 1:27.13 [5] (0:14.39) | 1:12.74 [11] (0:11.90) | 1:00.84 [12] (0:12.13) | 0:48.71 [12] (0:12.26) | 0:36.45 [12] (0:11.98) | 0:24.47 [12] (0:11.91) | 0:36.45 | +2 |
| 6 | 6 | HAKATERE Damien Thornton | 1 | 65.2 | 0:11.38 | 1:27.24 [6] (0:13.72) | 1:13.52 [1] (0:11.38) | 1:02.14 [1] (0:12.19) | 0:49.95 [2] (0:12.15) | 0:37.80 [1] (0:12.12) | 0:25.68 [1] (0:12.18) | 0:37.80 | -5 |
| 7 | 15 | IDEELIC Boris Thornton | 17 | 62.4 | 0:11.85 | 1:27.32 [7] (0:14.50) | 1:12.82 [12] (0:11.95) | 1:00.87 [13] (0:12.12) | 0:48.75 [13] (0:12.06) | 0:36.69 [11] (0:11.96) | 0:24.73 [11] (0:11.85) | 0:36.69 | -2 |
| 8 | 11 | LEGER CHASE Robbie Dolan | 19 | 65.7 | 0:11.47 | 1:27.34 [8] (0:14.03) | 1:13.31 [6] (0:11.47) | 1:01.84 [5] (0:12.23) | 0:49.61 [5] (0:12.35) | 0:37.26 [6] (0:12.49) | 0:24.77 [10] (0:12.02) | 0:37.26 | +8 |
| 9 | 18 | OLE BAZZLE Cejay Graham | 10 | 63.1 | 0:11.75 | 1:27.53 [9] (0:14.22) | 1:13.31 [8] (0:11.75) | 1:01.56 [9] (0:12.25) | 0:49.31 [11] (0:12.49) | 0:36.82 [13] (0:12.11) | 0:24.71 [13] (0:11.85) | 0:36.82 | +5 |
| 10 | 3 | BETTER BE SLICK Mark Du Plessis | 7 | 63.3 | 0:11.75 | 1:27.59 [10] (0:13.95) | 1:13.64 [5] (0:11.75) | 1:01.89 [7] (0:12.26) | 0:49.63 [8] (0:12.27) | 0:37.36 [7] (0:12.28) | 0:25.08 [8] (0:11.96) | 0:37.36 | +3 |

Scratched: Superzoom (#9), Nitrogen (#1), La Stella Atleta (#14), Lucifer The Cat (#20), Lavoni (#10), Second Sun (#19), Shaded (#8)

[] Ranking at each section and finish
 -:-:- No data available at this section
 NA No data available

SCN Saddle cloth number
 DNF Did not finish
 DNT Did not track



Eagle Farm QLD Professional

Race 6: XXXX Maiden Plate - 1400m

08 May 2024 - 14:54



BRISBANE
RACING CLUB

Track Rating: Soft 7, Weather: Fine, Rail Position: +11m Entire

| Section | | Overall | 1200m | 1000m | 800m | 600m | 400m | Last 600m | | | | |
|-------------|---------------------------------|----------------------|----------------------|----------------------|---------------------------|--------------------------|--------------------------|--------------------------|--------------------------|--------------------------|---------|----|
| Field Times | | 1:26.39 (0:13.72) | 1:12.67 (0:11.38) | 1:01.29 (0:12.16) | 0:49.13 (0:12.18) | 0:36.95 (0:12.12) | 0:24.83 (0:11.98) | 0:36.95 | | | | |
| Rank | TAB Horse/Jockey | Barrier | Top Speed [km/h] | Fastest Section | Distance Travelled [m] | | | | | | | |
| 11 | 17 EASTOWN Michael Cahill | 4 | 66.0 1200m | 0:11.56 1200m | 1:27.94 [11] (0:13.73) | 1:14.21 [2] (0:11.56) | 1:02.65 [3] (0:12.35) | 0:50.30 [4] (0:12.30) | 0:38.00 [4] (0:12.37) | 0:25.63 [6] (0:12.28) | 0:38.00 | +7 |
| 12 | 13 SKIEDA Kyle Wilson-Taylor | 5 | 65.2 Overall | 0:11.69 1200m | 1:27.97 [12] (0:13.84) | 1:14.13 [4] (0:11.69) | 1:02.44 [6] (0:12.29) | 0:50.15 [6] (0:12.48) | 0:37.67 [9] (0:12.11) | 0:25.56 [7] (0:12.19) | 0:37.67 | +2 |
| 13 | 7 ONE COMMAND Ryan Maloney | 11 | 65.5 Overall | 0:11.31 1200m | 1:32.64 [13] (0:13.80) | 1:18.84 [3] (0:11.31) | 1:07.53 [2] (0:12.15) | 0:55.38 [1] (0:12.30) | 0:43.08 [2] (0:12.58) | 0:30.50 [4] (0:13.53) | 0:43.08 | -2 |

Scratched: Superzoom (#9), Nitrogen (#1), La Stella Atleta (#14), Lucifer The Cat (#20), Lavoni (#10), Second Sun (#19), Shaded (#8)

[] Ranking at each section and finish
 -:-:-:- No data available at this section
 NA No data available

SCN Saddle cloth number
 DNF Did not finish
 DNT Did not track



Eagle Farm QLD Professional

Race 6: XXXX Maiden Plate - 1400m

08 May 2024 - 14:54



BRISBANE
RACING CLUB

Track Rating: Soft 7, Weather: Fine, Rail Position: +11m Entire

| Section | | | | | | | 200m | | | Last 600m |
|-------------|-----|---|---------|------------------|------------------|---------------------------|---------|--|---------|------------------------|
| Field Times | | | | | | | 0:12.85 | | | 0:36.95 |
| | | | | | | | | | | |
| Rank | TAB | Horse/Jockey | Barrier | Top Speed [km/h] | Fastest Section | Margin | | | | Distance Travelled [m] |
| 1 | 16 | WATERMELON Marnu Potgieter | 6 | 65.9 1200m | 0:11.40 1200m | 0:12.85 [1] (0:12.85) | 1:26.39 | | 0:36.81 | |
| 2 | 2 | UNITED FRONT Jake Bayliss | 15 | 64.6 Overall | 0:11.52 1200m | 0:12.60 [3] (0:12.60) | 0.09L | | 0:36.24 | -6 |
| 3 | 12 | ROSSO LEVANTO James Orman | 14 | 65.3 1200m | 0:11.58 1200m | 0:12.93 [4] (0:12.93) | 0.35L | | 0:36.76 | +1 |
| 4 | 4 | FLYWHEEL Martin Harley | 9 | 64.9 Overall | 0:11.70 1200m | 0:12.69 [5] (0:12.69) | 0.25L | | 0:36.63 | +8 |
| 5 | 5 | GAVIN Michael Rodd | 13 | 63.2 1200m | 0:11.90 1200m | 0:12.56 [8] (0:12.56) | 0.05L | | 0:36.45 | +2 |
| 6 | 6 | HAKATERE Damien Thornton | 1 | 65.2 1200m | 0:11.38 1200m | 0:13.50 [2] (0:13.50) | 0.11L | | 0:37.80 | -5 |
| 7 | 15 | IDEELIC Boris Thornton | 17 | 62.4 1200m | 0:11.85 400m | 0:12.88 [6] (0:12.88) | 0.08L | | 0:36.69 | -2 |
| 8 | 11 | LEGER CHASE Robbie Dolan | 19 | 65.7 Overall | 0:11.47 1200m | 0:12.75 [10] (0:12.75) | 0.02L | | 0:37.26 | +8 |
| 9 | 18 | OLE BAZZLE Cejay Graham | 10 | 63.1 Overall | 0:11.75 1200m | 0:12.86 [12] (0:12.86) | 0.19L | | 0:36.82 | +5 |
| 10 | 3 | BETTER BE SLICK Mark Du Plessis | 7 | 63.3 1200m | 0:11.75 1200m | 0:13.12 [7] (0:13.12) | 0.06L | | 0:37.36 | +3 |

Scratched: Superzoom (#9), Nitrogen (#1), La Stella Atleta (#14), Lucifer The Cat (#20), Lavoni (#10), Second Sun (#19), Shaded (#8)

Report Created: Wed 8 May 2024 15:15 GMT+10 (Note: Timing is based on position data)

Page 3/17

[] Ranking at each section and finish
 -:-:- No data available at this section
 NA No data available

SCN Saddle cloth number
 DNF Did not finish
 DNT Did not track

data processed by  **TRIPLES DATA**



Eagle Farm QLD Professional

Race 6: XXXX Maiden Plate - 1400m

08 May 2024 - 14:54



BRISBANE
RACING CLUB

Track Rating: Soft 7, Weather: Fine, Rail Position: +11m Entire

| Section | | | | 200m | | | | Last 600m | |
|-------------|-----|-------------------------------------|---------|----------------------|------------------|---------------------------|-------|-----------|------------------------|
| Field Times | | | | 0:12.85 (0:12.85) | | | | 0:36.95 | |
| Rank | TAB | Horse/Jockey | Barrier | Top Speed [km/h] | Fastest Section | Margin | | | Distance Travelled [m] |
| 11 | 17 | EASTOWN Michael Cahill | 4 | 66.0 1200m | 0:11.56 1200m | 0:13.35 [9] (0:13.35) | 0.35L | | 0:38.00 +7 |
| 12 | 13 | SKIEDA Kyle Wilson-Taylor | 5 | 65.2 Overall | 0:11.69 1200m | 0:13.37 [11] (0:13.37) | 0.03L | | 0:37.67 +2 |
| 13 | 7 | ONE COMMAND Ryan Maloney | 11 | 65.5 Overall | 0:11.31 1200m | 0:16.97 [13] (0:16.97) | 4.67L | | 0:43.08 -2 |

Scratched: Superzoom (#9), Nitrogen (#1), La Stella Atleta (#14), Lucifer The Cat (#20), Lavoni (#10), Second Sun (#19), Shaded (#8)



| | |
|--------------------------------|-----------------|
| Horse/Jockey Name | Watermelon |
| Final Rank | 1 |
| Fastest Section Time (Section) | 0:11.40 (1200m) |
| Top Speed [km/h] (Section) | 65.9 (1200m) |
| Race State | Finished |



Eagle Farm QLD Professional

Race 6: XXXX Maiden Plate - 1400m

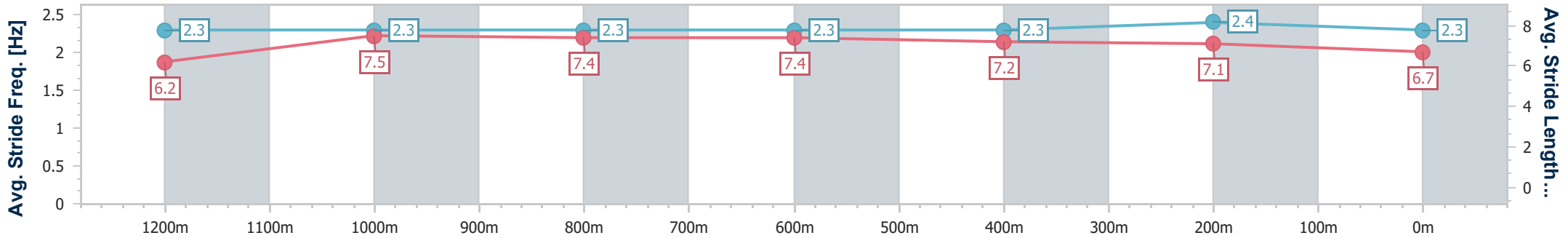
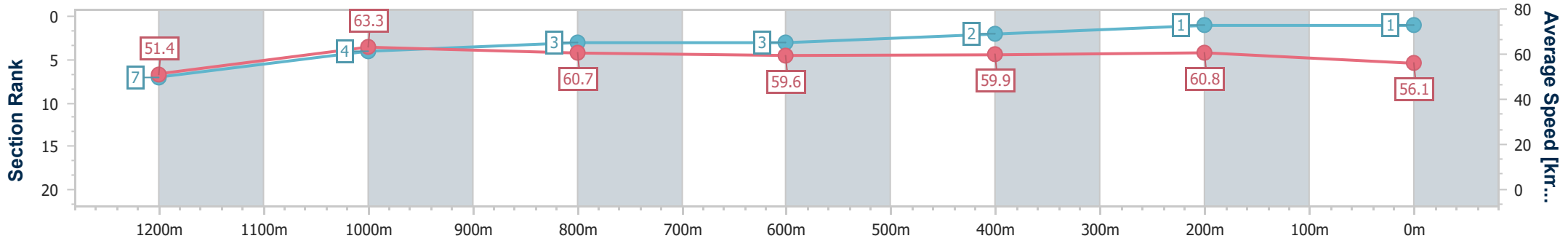
08 May 2024 - 14:54

Track Rating: Soft 7, Weather: Fine, Rail Position: +11m Entire



BRISBANE RACING CLUB

| Section | Overall | 1200m | 1000m | 800m | 600m | 400m | 200m |
|------------------------|--------------------------|--------------------------|--------------------------|--------------------------|--------------------------|--------------------------|--------------------------|
| Section Times | 1:26.39 [1] (0:14.05) | 1:12.34 [7] (0:11.40) | 1:00.94 [4] (0:12.02) | 0:48.92 [3] (0:12.11) | 0:36.81 [3] (0:12.11) | 0:24.70 [2] (0:11.85) | 0:12.85 [1] (0:12.85) |
| Average Speed [km/h] | 51.4 | 63.3 | 60.7 | 59.6 | 59.9 | 60.8 | 56.1 |
| Top Speed [km/h] | 65.3 | 65.9 | 61.9 | 60.8 | 61.3 | 62.7 | 57.9 |
| Avg. Dist. to Rail [m] | 3.4 | 2.7 | 2.2 | 1.2 | 1.6 | 5.9 | 4.1 |
| Avg. Stride Freq. [Hz] | 2.3 | 2.3 | 2.3 | 2.3 | 2.3 | 2.4 | 2.3 |
| Avg. Stride Length [m] | 6.2 | 7.5 | 7.4 | 7.4 | 7.2 | 7.1 | 6.7 |



- [] Ranking at each section and finish
- .-.- No data available at this section
- NA No data available



| | |
|--------------------------------|-----------------|
| Horse/Jockey Name | United Front |
| Final Rank | 2 |
| Fastest Section Time (Section) | 0:11.52 (1200m) |
| Top Speed [km/h] (Section) | 64.6 (Overall) |
| Race State | Finished |



Eagle Farm QLD Professional

Race 6: XXXX Maiden Plate - 1400m

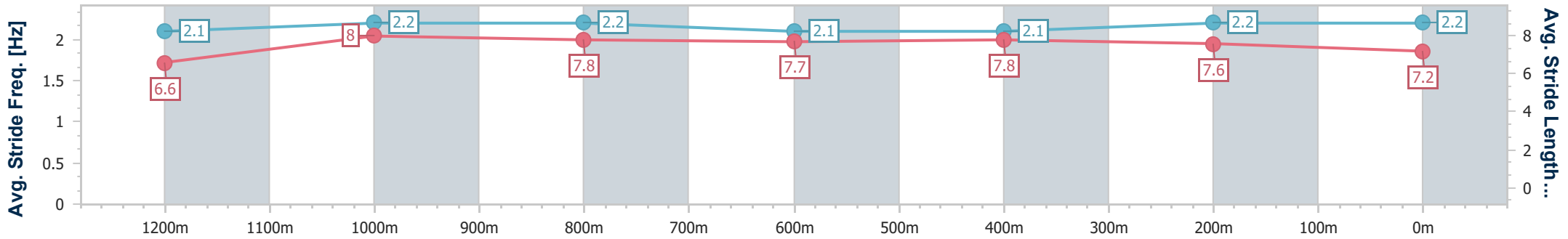
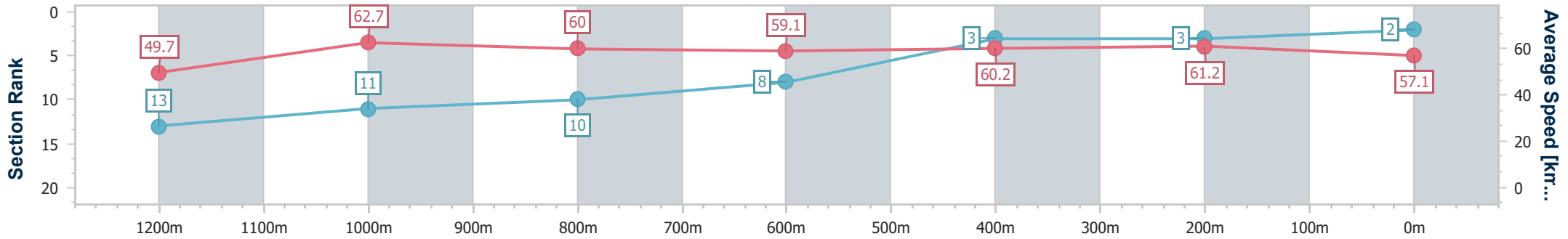
08 May 2024 - 14:54

Track Rating: Soft 7, Weather: Fine, Rail Position: +11m Entire



BRISBANE RACING CLUB

| Section | Overall | 1200m | 1000m | 800m | 600m | 400m | 200m |
|------------------------|--------------------------|---------------------------|---------------------------|---------------------------|--------------------------|--------------------------|--------------------------|
| Section Times | 1:26.48 [2] (0:14.53) | 1:11.95 [13] (0:11.52) | 1:00.43 [11] (0:12.02) | 0:48.41 [10] (0:12.17) | 0:36.24 [8] (0:11.88) | 0:24.36 [3] (0:11.76) | 0:12.60 [3] (0:12.60) |
| Average Speed [km/h] | 49.7 | 62.7 | 60.0 | 59.1 | 60.2 | 61.2 | 57.1 |
| Top Speed [km/h] | 64.6 | 64.5 | 61.3 | 60.1 | 63.5 | 63.2 | 59.1 |
| Avg. Dist. to Rail [m] | 6.2 | 1.3 | 0.6 | 0.3 | 1.5 | 0.9 | 2.4 |
| Avg. Stride Freq. [Hz] | 2.1 | 2.2 | 2.2 | 2.1 | 2.1 | 2.2 | 2.2 |
| Avg. Stride Length [m] | 6.6 | 8.0 | 7.8 | 7.7 | 7.8 | 7.6 | 7.2 |



- [] Ranking at each section and finish
- .-.- No data available at this section
- NA No data available



| | |
|--------------------------------|-----------------|
| Horse/Jockey Name | Rosso Levanto |
| Final Rank | 3 |
| Fastest Section Time (Section) | 0:11.58 (1200m) |
| Top Speed [km/h] (Section) | 65.3 (1200m) |
| Race State | Finished |



Eagle Farm QLD Professional

Race 6: XXXX Maiden Plate - 1400m

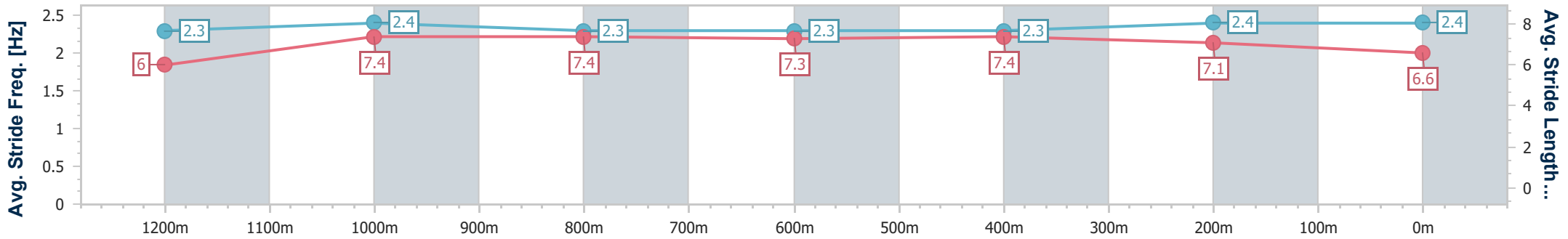
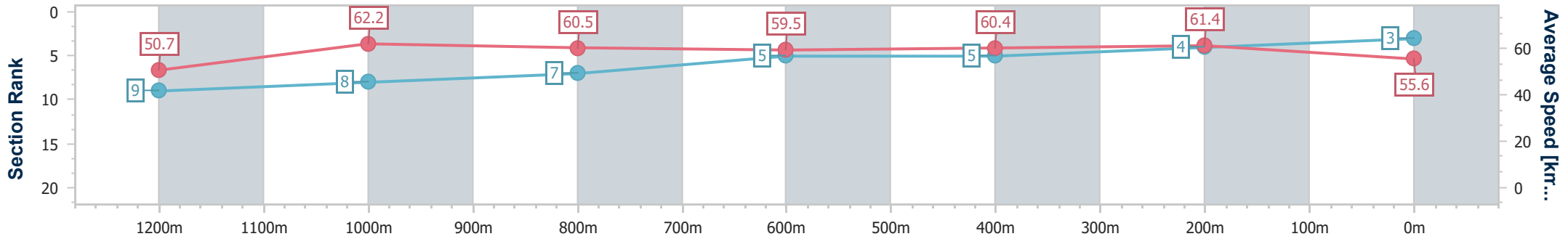
08 May 2024 - 14:54

Track Rating: Soft 7, Weather: Fine, Rail Position: +11m Entire



BRISBANE RACING CLUB

| Section | Overall | 1200m | 1000m | 800m | 600m | 400m | 200m |
|------------------------|--------------------------|--------------------------|--------------------------|--------------------------|--------------------------|--------------------------|--------------------------|
| Section Times | 1:26.83 [3] (0:14.27) | 1:12.56 [9] (0:11.58) | 1:00.98 [8] (0:11.97) | 0:49.01 [7] (0:12.25) | 0:36.76 [5] (0:12.11) | 0:24.65 [5] (0:11.72) | 0:12.93 [4] (0:12.93) |
| Average Speed [km/h] | 50.7 | 62.2 | 60.5 | 59.5 | 60.4 | 61.4 | 55.6 |
| Top Speed [km/h] | 65.2 | 65.3 | 62.1 | 60.8 | 63.0 | 63.2 | 59.6 |
| Avg. Dist. to Rail [m] | 3.9 | 1.9 | 1.6 | 1.9 | 3.2 | 5.8 | 4.6 |
| Avg. Stride Freq. [Hz] | 2.3 | 2.4 | 2.3 | 2.3 | 2.3 | 2.4 | 2.4 |
| Avg. Stride Length [m] | 6.0 | 7.4 | 7.4 | 7.3 | 7.4 | 7.1 | 6.6 |



- [] Ranking at each section and finish
- .-.- No data available at this section
- NA No data available



| | |
|--------------------------------|-----------------|
| Horse/Jockey Name | Flywheel |
| Final Rank | 4 |
| Fastest Section Time (Section) | 0:11.70 (1200m) |
| Top Speed [km/h] (Section) | 64.9 (Overall) |
| Race State | Finished |



Eagle Farm QLD Professional

Race 6: XXXX Maiden Plate - 1400m

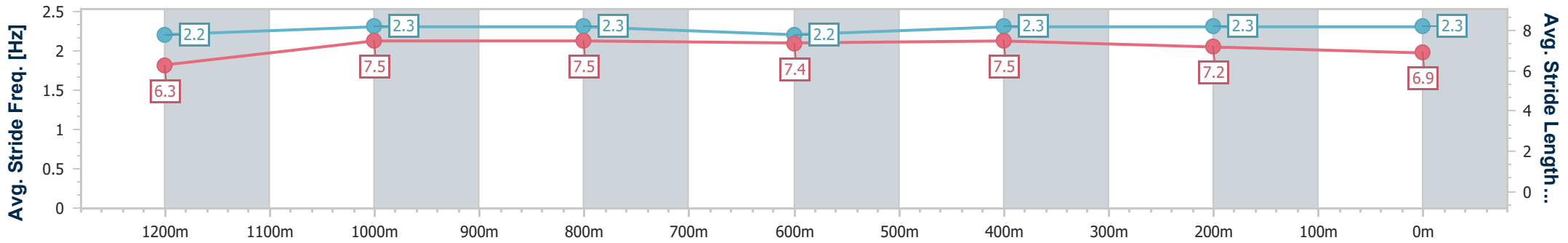
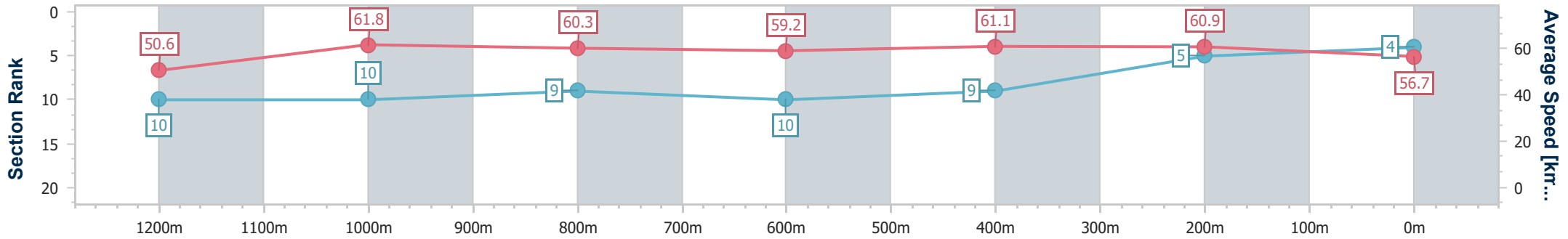
08 May 2024 - 14:54

Track Rating: Soft 7, Weather: Fine, Rail Position: +11m Entire



BRISBANE RACING CLUB

| Section | Overall | 1200m | 1000m | 800m | 600m | 400m | 200m |
|------------------------|--------------------------|---------------------------|---------------------------|--------------------------|---------------------------|--------------------------|--------------------------|
| Section Times | 1:27.08 [4] (0:14.28) | 1:12.80 [10] (0:11.70) | 1:01.10 [10] (0:12.07) | 0:49.03 [9] (0:12.40) | 0:36.63 [10] (0:12.12) | 0:24.51 [9] (0:11.82) | 0:12.69 [5] (0:12.69) |
| Average Speed [km/h] | 50.6 | 61.8 | 60.3 | 59.2 | 61.1 | 60.9 | 56.7 |
| Top Speed [km/h] | 64.9 | 63.6 | 61.7 | 60.9 | 62.8 | 63.8 | 60.5 |
| Avg. Dist. to Rail [m] | 3.8 | 2.3 | 2.8 | 4.4 | 5.7 | 9.6 | 8.3 |
| Avg. Stride Freq. [Hz] | 2.2 | 2.3 | 2.3 | 2.2 | 2.3 | 2.3 | 2.3 |
| Avg. Stride Length [m] | 6.3 | 7.5 | 7.5 | 7.4 | 7.5 | 7.2 | 6.9 |



- [] Ranking at each section and finish
- .-.- No data available at this section
- NA No data available



| | |
|--------------------------------|-----------------|
| Horse/Jockey Name | Gavin |
| Final Rank | 5 |
| Fastest Section Time (Section) | 0:11.90 (1200m) |
| Top Speed [km/h] (Section) | 63.2 (1200m) |
| Race State | Finished |



Eagle Farm QLD Professional

Race 6: XXXX Maiden Plate - 1400m

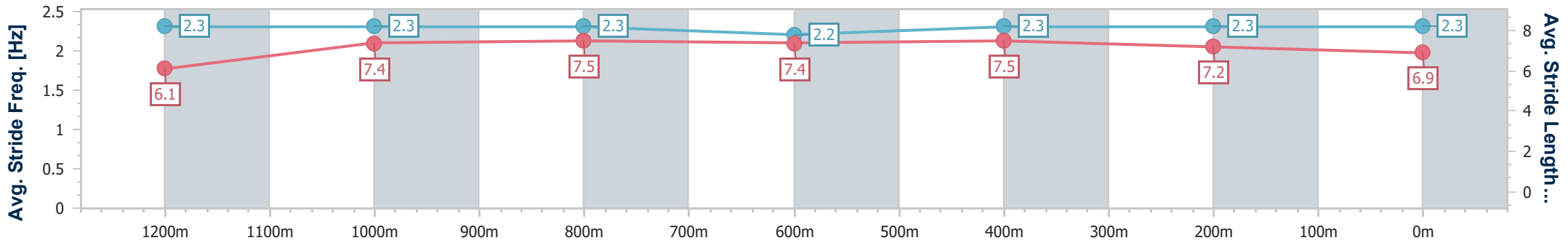
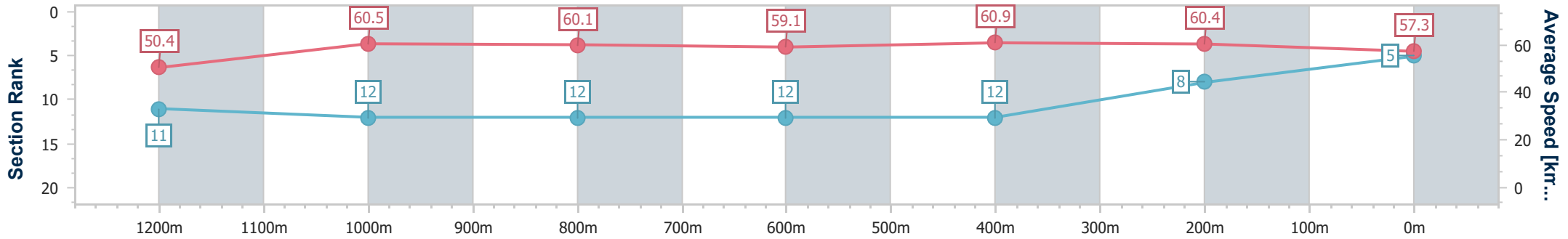
08 May 2024 - 14:54

Track Rating: Soft 7, Weather: Fine, Rail Position: +11m Entire



BRISBANE RACING CLUB

| Section | Overall | 1200m | 1000m | 800m | 600m | 400m | 200m |
|------------------------|--------------------------|---------------------------|---------------------------|---------------------------|---------------------------|---------------------------|--------------------------|
| Section Times | 1:27.13 [5] (0:14.39) | 1:12.74 [11] (0:11.90) | 1:00.84 [12] (0:12.13) | 0:48.71 [12] (0:12.26) | 0:36.45 [12] (0:11.98) | 0:24.47 [12] (0:11.91) | 0:12.56 [8] (0:12.56) |
| Average Speed [km/h] | 50.4 | 60.5 | 60.1 | 59.1 | 60.9 | 60.4 | 57.3 |
| Top Speed [km/h] | 63.2 | 63.2 | 61.8 | 60.8 | 62.4 | 61.9 | 60.0 |
| Avg. Dist. to Rail [m] | 6.3 | 2.7 | 2.3 | 2.1 | 2.7 | 4.9 | 5.1 |
| Avg. Stride Freq. [Hz] | 2.3 | 2.3 | 2.3 | 2.2 | 2.3 | 2.3 | 2.3 |
| Avg. Stride Length [m] | 6.1 | 7.4 | 7.5 | 7.4 | 7.5 | 7.2 | 6.9 |



- [] Ranking at each section and finish
- .-.- No data available at this section
- NA No data available



| | |
|--------------------------------|-----------------|
| Horse/Jockey Name | Hakaterere |
| Final Rank | 6 |
| Fastest Section Time (Section) | 0:11.38 (1200m) |
| Top Speed [km/h] (Section) | 65.2 (1200m) |
| Race State | Finished |



Eagle Farm QLD Professional

Race 6: XXXX Maiden Plate - 1400m

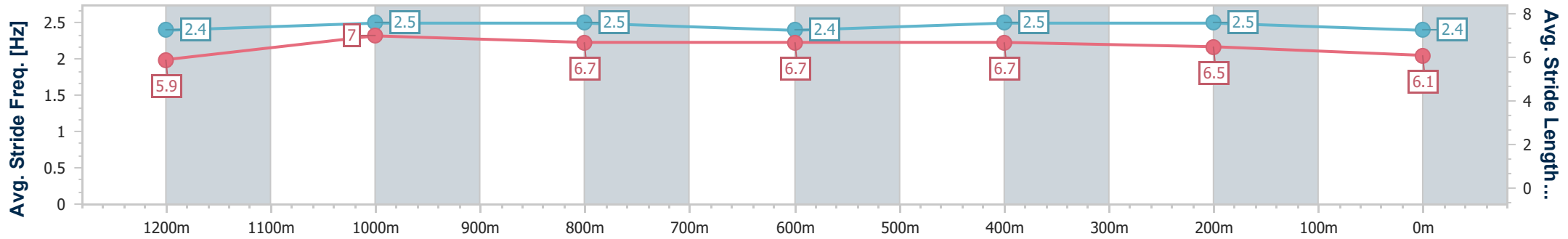
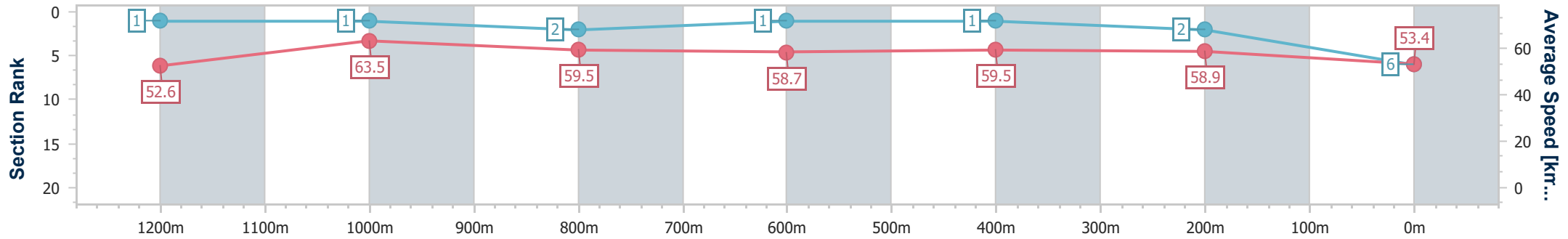
08 May 2024 - 14:54

Track Rating: Soft 7, Weather: Fine, Rail Position: +11m Entire



BRISBANE RACING CLUB

| Section | Overall | 1200m | 1000m | 800m | 600m | 400m | 200m |
|------------------------|--------------------------|--------------------------|--------------------------|--------------------------|--------------------------|--------------------------|--------------------------|
| Section Times | 1:27.24 [6] (0:13.72) | 1:13.52 [1] (0:11.38) | 1:02.14 [1] (0:12.19) | 0:49.95 [2] (0:12.15) | 0:37.80 [1] (0:12.12) | 0:25.68 [1] (0:12.18) | 0:13.50 [2] (0:13.50) |
| Average Speed [km/h] | 52.6 | 63.5 | 59.5 | 58.7 | 59.5 | 58.9 | 53.4 |
| Top Speed [km/h] | 65.0 | 65.2 | 62.4 | 60.4 | 60.5 | 60.8 | 57.5 |
| Avg. Dist. to Rail [m] | 1.5 | 2.6 | 1.5 | 1.2 | 1.0 | 1.2 | 0.6 |
| Avg. Stride Freq. [Hz] | 2.4 | 2.5 | 2.5 | 2.4 | 2.5 | 2.5 | 2.4 |
| Avg. Stride Length [m] | 5.9 | 7.0 | 6.7 | 6.7 | 6.7 | 6.5 | 6.1 |



- [] Ranking at each section and finish
- .-.- No data available at this section
- NA No data available



| | |
|--------------------------------|----------------|
| Horse/Jockey Name | Ideelic |
| Final Rank | 7 |
| Fastest Section Time (Section) | 0:11.85 (400m) |
| Top Speed [km/h] (Section) | 62.4 (1200m) |
| Race State | Finished |



Eagle Farm QLD Professional

Race 6: XXXX Maiden Plate - 1400m

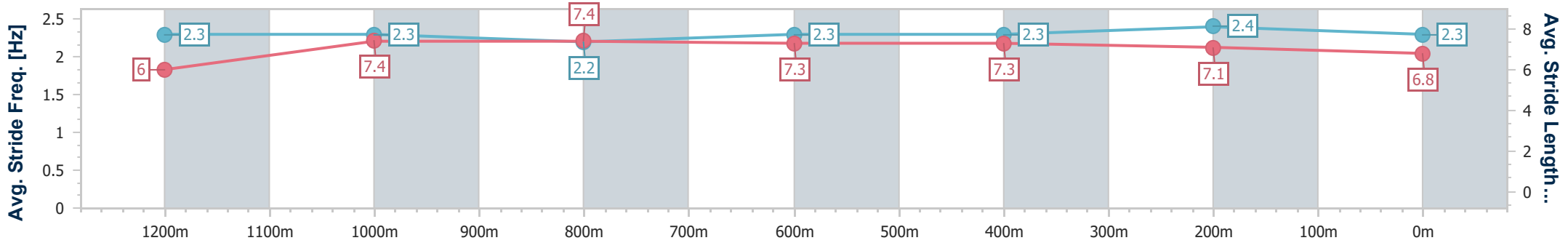
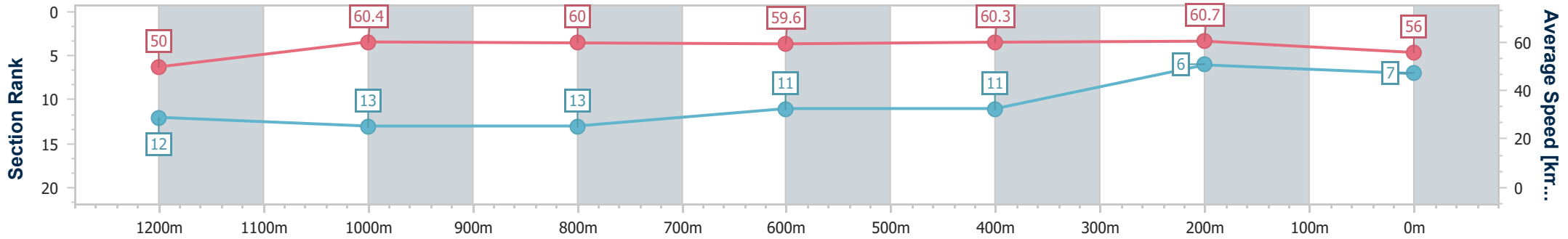
08 May 2024 - 14:54

Track Rating: Soft 7, Weather: Fine, Rail Position: +11m Entire



BRISBANE RACING CLUB

| Section | Overall | 1200m | 1000m | 800m | 600m | 400m | 200m |
|------------------------|--------------------------|---------------------------|---------------------------|---------------------------|---------------------------|---------------------------|-------------|
| Section Times | 1:27.32 [7] (0:14.50) | 1:12.82 [12] (0:11.95) | 1:00.87 [13] (0:12.12) | 0:48.75 [13] (0:12.06) | 0:36.69 [11] (0:11.96) | 0:24.73 [11] (0:11.85) | 0:12.88 [6] |
| Average Speed [km/h] | 50.0 | 60.4 | 60.0 | 59.6 | 60.3 | 60.7 | 56.0 |
| Top Speed [km/h] | 62.4 | 62.4 | 61.7 | 60.7 | 62.0 | 62.0 | 58.6 |
| Avg. Dist. to Rail [m] | 8.7 | 3.7 | 1.7 | 0.7 | 0.9 | 3.5 | 3.7 |
| Avg. Stride Freq. [Hz] | 2.3 | 2.3 | 2.2 | 2.3 | 2.3 | 2.4 | 2.3 |
| Avg. Stride Length [m] | 6.0 | 7.4 | 7.4 | 7.3 | 7.3 | 7.1 | 6.8 |



- [] Ranking at each section and finish
- .-.- No data available at this section
- NA No data available



| | |
|--------------------------------|-----------------|
| Horse/Jockey Name | Leger Chase |
| Final Rank | 8 |
| Fastest Section Time (Section) | 0:11.47 (1200m) |
| Top Speed [km/h] (Section) | 65.7 (Overall) |
| Race State | Finished |



Eagle Farm QLD Professional

Race 6: XXXX Maiden Plate - 1400m

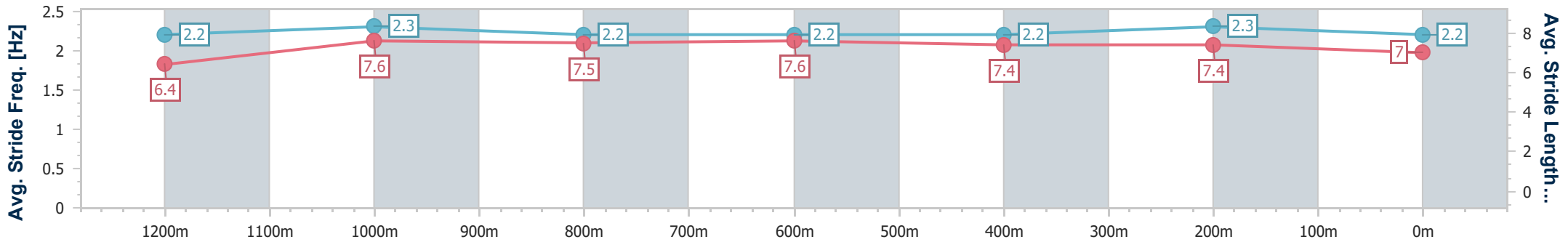
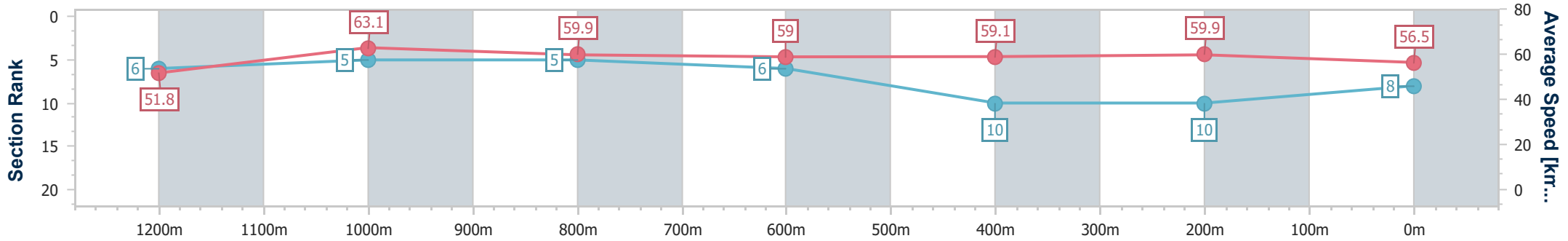
08 May 2024 - 14:54

Track Rating: Soft 7, Weather: Fine, Rail Position: +11m Entire



BRISBANE RACING CLUB

| Section | Overall | 1200m | 1000m | 800m | 600m | 400m | 200m |
|------------------------|--------------------------|--------------------------|--------------------------|--------------------------|--------------------------|---------------------------|---------------------------|
| Section Times | 1:27.34 [8] (0:14.03) | 1:13.31 [6] (0:11.47) | 1:01.84 [5] (0:12.23) | 0:49.61 [5] (0:12.35) | 0:37.26 [6] (0:12.49) | 0:24.77 [10] (0:12.02) | 0:12.75 [10] (0:12.75) |
| Average Speed [km/h] | 51.8 | 63.1 | 59.9 | 59.0 | 59.1 | 59.9 | 56.5 |
| Top Speed [km/h] | 65.7 | 64.8 | 62.3 | 60.1 | 60.6 | 61.0 | 59.3 |
| Avg. Dist. to Rail [m] | 9.4 | 5.9 | 4.1 | 2.6 | 5.2 | 10.5 | 8.7 |
| Avg. Stride Freq. [Hz] | 2.2 | 2.3 | 2.2 | 2.2 | 2.2 | 2.3 | 2.2 |
| Avg. Stride Length [m] | 6.4 | 7.6 | 7.5 | 7.6 | 7.4 | 7.4 | 7.0 |



- [] Ranking at each section and finish
- .-.- No data available at this section
- NA No data available



| | |
|--------------------------------|-----------------|
| Horse/Jockey Name | Ole Bazzle |
| Final Rank | 9 |
| Fastest Section Time (Section) | 0:11.75 (1200m) |
| Top Speed [km/h] (Section) | 63.1 (Overall) |
| Race State | Finished |



Eagle Farm QLD Professional

Race 6: XXXX Maiden Plate - 1400m

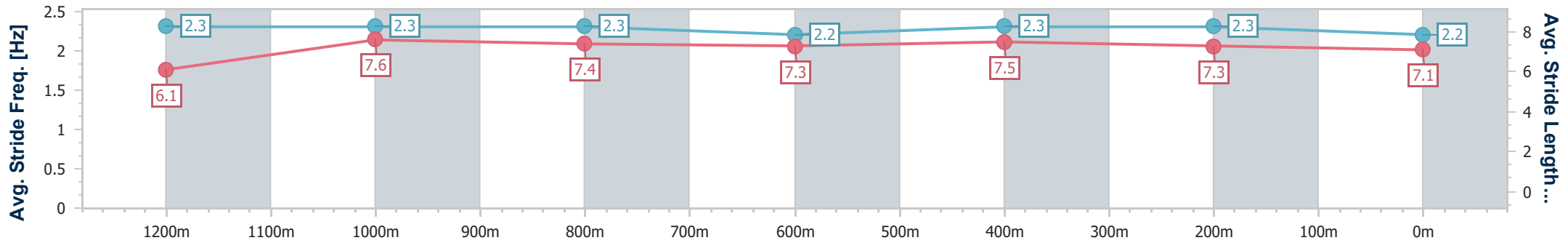
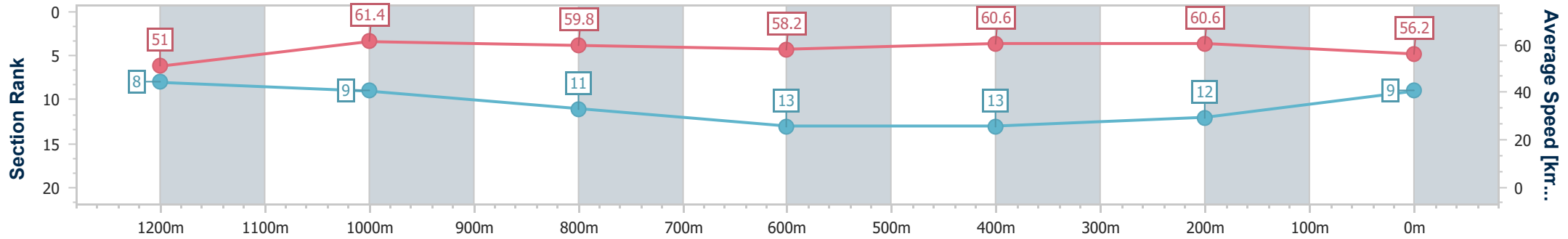
08 May 2024 - 14:54

Track Rating: Soft 7, Weather: Fine, Rail Position: +11m Entire



BRISBANE RACING CLUB

| Section | Overall | 1200m | 1000m | 800m | 600m | 400m | 200m |
|------------------------|--------------------------|--------------------------|--------------------------|---------------------------|---------------------------|---------------------------|---------------------------|
| Section Times | 1:27.53 [9] (0:14.22) | 1:13.31 [8] (0:11.75) | 1:01.56 [9] (0:12.25) | 0:49.31 [11] (0:12.49) | 0:36.82 [13] (0:12.11) | 0:24.71 [13] (0:11.85) | 0:12.86 [12] (0:12.86) |
| Average Speed [km/h] | 51.0 | 61.4 | 59.8 | 58.2 | 60.6 | 60.6 | 56.2 |
| Top Speed [km/h] | 63.1 | 62.9 | 62.2 | 59.6 | 62.5 | 62.0 | 59.2 |
| Avg. Dist. to Rail [m] | 5.4 | 3.2 | 3.2 | 2.9 | 3.5 | 10.0 | 6.7 |
| Avg. Stride Freq. [Hz] | 2.3 | 2.3 | 2.3 | 2.2 | 2.3 | 2.3 | 2.2 |
| Avg. Stride Length [m] | 6.1 | 7.6 | 7.4 | 7.3 | 7.5 | 7.3 | 7.1 |



- [] Ranking at each section and finish
- .-.- No data available at this section
- NA No data available



| | |
|--------------------------------|-----------------|
| Horse/Jockey Name | Better Be Slick |
| Final Rank | 10 |
| Fastest Section Time (Section) | 0:11.75 (1200m) |
| Top Speed [km/h] (Section) | 63.3 (1200m) |
| Race State | Finished |



Eagle Farm QLD Professional

Race 6: XXXX Maiden Plate - 1400m

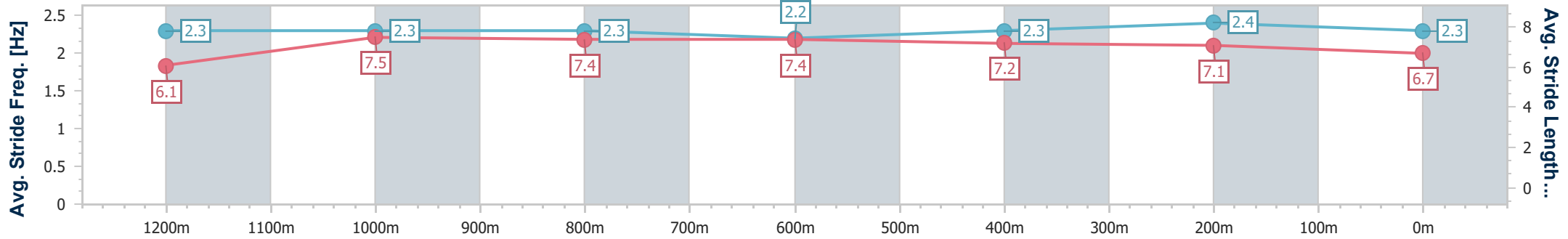
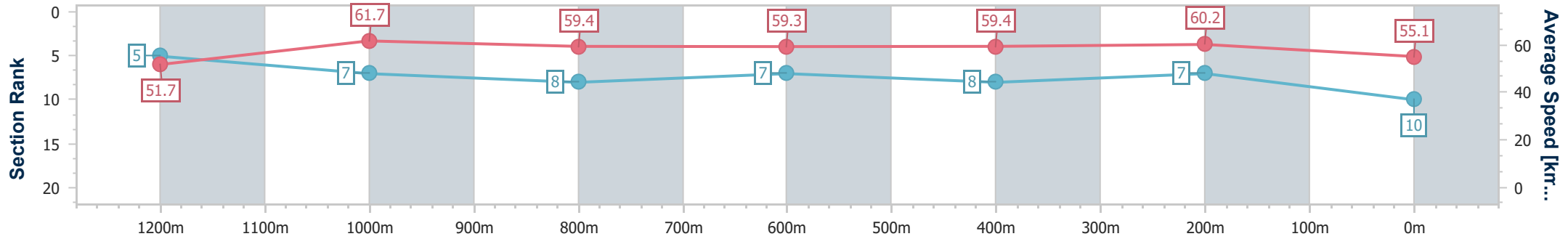
08 May 2024 - 14:54

Track Rating: Soft 7, Weather: Fine, Rail Position: +11m Entire



BRISBANE RACING CLUB

| Section | Overall | 1200m | 1000m | 800m | 600m | 400m | 200m |
|------------------------|---------------------------|--------------------------|--------------------------|--------------------------|--------------------------|--------------------------|--------------------------|
| Section Times | 1:27.59 [10] (0:13.95) | 1:13.64 [5] (0:11.75) | 1:01.89 [7] (0:12.26) | 0:49.63 [8] (0:12.27) | 0:37.36 [7] (0:12.28) | 0:25.08 [8] (0:11.96) | 0:13.12 [7] (0:13.12) |
| Average Speed [km/h] | 51.7 | 61.7 | 59.4 | 59.3 | 59.4 | 60.2 | 55.1 |
| Top Speed [km/h] | 63.0 | 63.3 | 60.4 | 60.4 | 60.9 | 62.2 | 57.8 |
| Avg. Dist. to Rail [m] | 3.8 | 3.5 | 2.8 | 1.9 | 3.6 | 9.5 | 6.3 |
| Avg. Stride Freq. [Hz] | 2.3 | 2.3 | 2.3 | 2.2 | 2.3 | 2.4 | 2.3 |
| Avg. Stride Length [m] | 6.1 | 7.5 | 7.4 | 7.4 | 7.2 | 7.1 | 6.7 |



- [] Ranking at each section and finish
- .-.- No data available at this section
- NA No data available



| | |
|--------------------------------|-----------------|
| Horse/Jockey Name | Eastown |
| Final Rank | 11 |
| Fastest Section Time (Section) | 0:11.56 (1200m) |
| Top Speed [km/h] (Section) | 66.0 (1200m) |
| Race State | Finished |



Eagle Farm QLD Professional

Race 6: XXXX Maiden Plate - 1400m

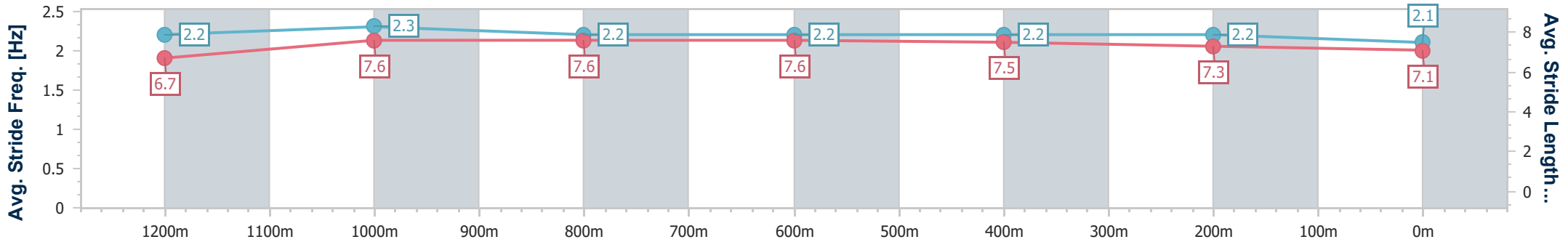
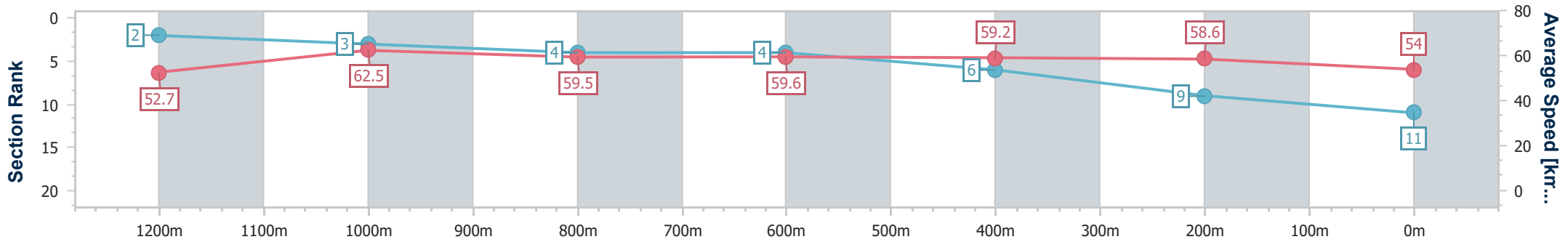
08 May 2024 - 14:54

Track Rating: Soft 7, Weather: Fine, Rail Position: +11m Entire



BRISBANE RACING CLUB

| Section | Overall | 1200m | 1000m | 800m | 600m | 400m | 200m |
|------------------------|---------------------------|--------------------------|--------------------------|--------------------------|--------------------------|--------------------------|--------------------------|
| Section Times | 1:27.94 [11] (0:13.73) | 1:14.21 [2] (0:11.56) | 1:02.65 [3] (0:12.35) | 0:50.30 [4] (0:12.30) | 0:38.00 [4] (0:12.37) | 0:25.63 [6] (0:12.28) | 0:13.35 [9] (0:13.35) |
| Average Speed [km/h] | 52.7 | 62.5 | 59.5 | 59.6 | 59.2 | 58.6 | 54.0 |
| Top Speed [km/h] | 65.9 | 66.0 | 60.7 | 60.8 | 60.8 | 59.7 | 57.3 |
| Avg. Dist. to Rail [m] | 2.6 | 3.8 | 4.2 | 4.2 | 3.9 | 9.8 | 8.2 |
| Avg. Stride Freq. [Hz] | 2.2 | 2.3 | 2.2 | 2.2 | 2.2 | 2.2 | 2.1 |
| Avg. Stride Length [m] | 6.7 | 7.6 | 7.6 | 7.6 | 7.5 | 7.3 | 7.1 |



- [] Ranking at each section and finish
- .-.- No data available at this section
- NA No data available



| | |
|--------------------------------|-----------------|
| Horse/Jockey Name | Skieda |
| Final Rank | 12 |
| Fastest Section Time (Section) | 0:11.69 (1200m) |
| Top Speed [km/h] (Section) | 65.2 (Overall) |
| Race State | Finished |



Eagle Farm QLD Professional

Race 6: XXXX Maiden Plate - 1400m

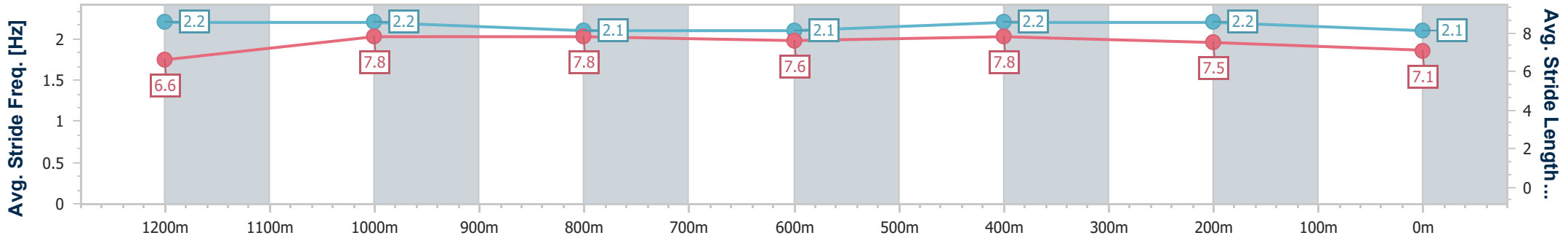
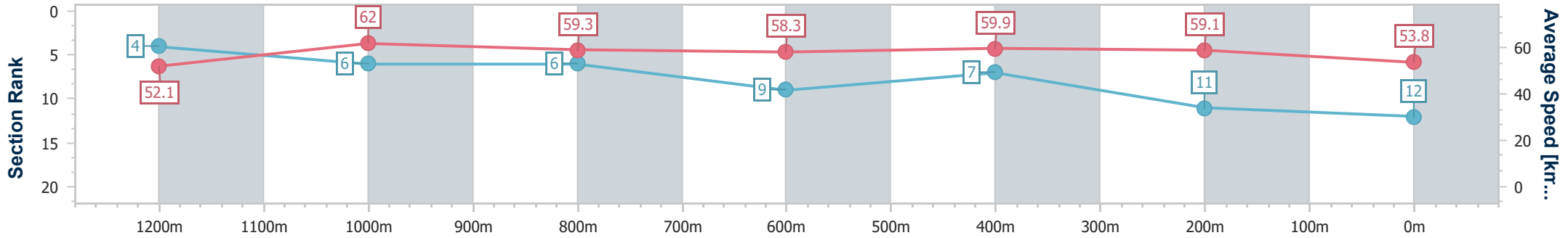
08 May 2024 - 14:54

Track Rating: Soft 7, Weather: Fine, Rail Position: +11m Entire



BRISBANE RACING CLUB

| Section | Overall | 1200m | 1000m | 800m | 600m | 400m | 200m |
|------------------------|---------------------------|--------------------------|--------------------------|--------------------------|--------------------------|--------------------------|---------------------------|
| Section Times | 1:27.97 [12] (0:13.84) | 1:14.13 [4] (0:11.69) | 1:02.44 [6] (0:12.29) | 0:50.15 [6] (0:12.48) | 0:37.67 [9] (0:12.11) | 0:25.56 [7] (0:12.19) | 0:13.37 [11] (0:13.37) |
| Average Speed [km/h] | 52.1 | 62.0 | 59.3 | 58.3 | 59.9 | 59.1 | 53.8 |
| Top Speed [km/h] | 65.2 | 63.9 | 61.6 | 59.4 | 61.0 | 61.4 | 56.9 |
| Avg. Dist. to Rail [m] | 3.5 | 4.5 | 2.7 | 2.0 | 2.1 | 4.4 | 2.7 |
| Avg. Stride Freq. [Hz] | 2.2 | 2.2 | 2.1 | 2.1 | 2.2 | 2.2 | 2.1 |
| Avg. Stride Length [m] | 6.6 | 7.8 | 7.8 | 7.6 | 7.8 | 7.5 | 7.1 |



- [] Ranking at each section and finish
- .-.- No data available at this section
- NA No data available



| | |
|--------------------------------|-----------------|
| Horse/Jockey Name | One Command |
| Final Rank | 13 |
| Fastest Section Time (Section) | 0:11.31 (1200m) |
| Top Speed [km/h] (Section) | 65.5 (Overall) |
| Race State | Finished |



Eagle Farm QLD Professional

Race 6: XXXX Maiden Plate - 1400m

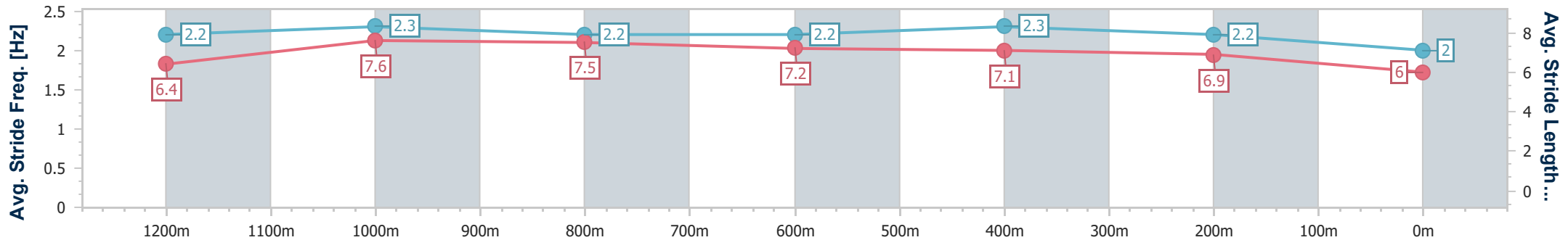
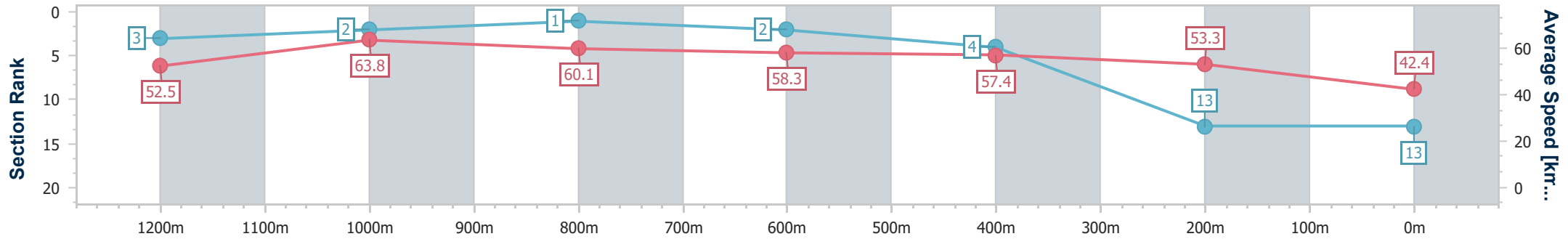
08 May 2024 - 14:54

Track Rating: Soft 7, Weather: Fine, Rail Position: +11m Entire



BRISBANE RACING CLUB

| Section | Overall | 1200m | 1000m | 800m | 600m | 400m | 200m |
|------------------------|---------------------------|--------------------------|--------------------------|--------------------------|--------------------------|--------------------------|---------------------------|
| Section Times | 1:32.64 [13] (0:13.80) | 1:18.84 [3] (0:11.31) | 1:07.53 [2] (0:12.15) | 0:55.38 [1] (0:12.30) | 0:43.08 [2] (0:12.58) | 0:30.50 [4] (0:13.53) | 0:16.97 [13] (0:16.97) |
| Average Speed [km/h] | 52.5 | 63.8 | 60.1 | 58.3 | 57.4 | 53.3 | 42.4 |
| Top Speed [km/h] | 65.5 | 65.1 | 62.1 | 60.2 | 58.3 | 57.3 | 48.2 |
| Avg. Dist. to Rail [m] | 6.3 | 5.0 | 2.2 | 0.5 | 1.1 | 4.1 | 2.9 |
| Avg. Stride Freq. [Hz] | 2.2 | 2.3 | 2.2 | 2.2 | 2.3 | 2.2 | 2.0 |
| Avg. Stride Length [m] | 6.4 | 7.6 | 7.5 | 7.2 | 7.1 | 6.9 | 6.0 |



- [] Ranking at each section and finish
- .-.- No data available at this section
- NA No data available



Eagle Farm QLD Professional

Race 7: MULLINS LAWYERS Class 5 Handicap - 1500m

08 May 2024 - 15:30



BRISBANE
RACING CLUB

Track Rating: Soft 7, Weather: Fine, Rail Position: +11m Entire

| Section | | Field Times | | | | | | | | | | | | |
|----------------------|----------------------|--|----------------------|----------------------|----------------------|--------------------------|--------------------------|--------------------------|--------------------------|--------------------------|--------------------------|--------------------------|------------------------|-----|
| Overall | 1400m | 1200m | 1000m | 800m | 600m | 400m | Last 600m | | | | | | | |
| 1:31.56 (0:08.21) | 1:23.35 (0:11.49) | 1:11.86 (0:11.77) | 1:00.09 (0:12.20) | 0:47.89 (0:11.93) | 0:35.96 (0:11.60) | 0:24.36 (0:11.62) | 0:35.96 | | | | | | | |
| Rank | TAB | Horse/Jockey | Barrier | Top Speed [km/h] | Fastest Section | | | | | | | | Distance Travelled [m] | |
| 1 | 12 | PORKY Angela Jones | 13 | 63.8 1400m | 0:08.21 Overall | 1:31.56 [1] (0:08.21) | 1:23.35 [1] (0:11.49) | 1:11.86 [1] (0:11.77) | 1:00.09 [1] (0:12.22) | 0:47.87 [2] (0:11.91) | 0:35.96 [1] (0:11.60) | 0:24.36 [1] (0:11.62) | 0:35.96 | |
| 2 | 3 | BEAN FOGGY Kyle Wilson-Taylor | 16 | 65.2 400m | 0:08.63 Overall | 1:31.66 [2] (0:08.63) | 1:23.03 [8] (0:11.69) | 1:11.34 [8] (0:11.89) | 0:59.45 [9] (0:12.12) | 0:47.33 [9] (0:12.00) | 0:35.33 [9] (0:11.53) | 0:23.80 [7] (0:11.45) | 0:35.33 | +4 |
| 3 | 2 | BROOKHAVEN Martin Harley | 3 | 64.0 1400m | 0:08.62 Overall | 1:31.80 [3] (0:08.62) | 1:23.18 [7] (0:11.60) | 1:11.58 [7] (0:11.82) | 0:59.76 [6] (0:12.12) | 0:47.64 [7] (0:12.00) | 0:35.64 [7] (0:11.58) | 0:24.06 [6] (0:11.60) | 0:35.64 | +4 |
| 4 | 13 | BRAVE MASO Tahlia Fenlon | 2 | 64.3 1400m | 0:08.39 Overall | 1:32.06 [4] (0:08.39) | 1:23.67 [3] (0:11.58) | 1:12.09 [3] (0:11.72) | 1:00.37 [3] (0:12.20) | 0:48.17 [3] (0:11.93) | 0:36.24 [3] (0:11.62) | 0:24.62 [2] (0:11.81) | 0:36.24 | +4 |
| 5 | 5 | OUR MAGNUS Robbie Dolan | 9 | 64.0 1400m | 0:08.49 Overall | 1:32.48 [5] (0:08.49) | 1:23.99 [5] (0:11.57) | 1:12.42 [4] (0:11.66) | 1:00.76 [4] (0:12.19) | 0:48.57 [4] (0:12.02) | 0:36.55 [4] (0:11.61) | 0:24.94 [3] (0:11.96) | 0:36.55 | +5 |
| 6 | 11 | TAKUNAI Rikki Jamieson | 7 | 64.1 1400m | 0:08.43 Overall | 1:32.59 [6] (0:08.43) | 1:24.16 [4] (0:11.45) | 1:12.71 [2] (0:11.70) | 1:01.01 [2] (0:12.09) | 0:48.92 [1] (0:12.07) | 0:36.85 [2] (0:11.92) | 0:24.93 [4] (0:12.07) | 0:36.85 | +6 |
| 7 | 6 | UNDER THE CAP Michael Rodd | 4 | 63.5 600m | 0:08.50 Overall | 1:32.80 [7] (0:08.50) | 1:24.30 [6] (0:11.62) | 1:12.68 [6] (0:11.73) | 1:00.95 [5] (0:12.14) | 0:48.81 [5] (0:11.99) | 0:36.82 [5] (0:11.73) | 0:25.09 [5] (0:12.11) | 0:36.82 | +8 |
| 8 | 15 | NITROGLYCERINE Mark Du Plessis | 14 | 65.2 1400m | 0:08.95 Overall | 1:33.23 [8] (0:08.95) | 1:24.28 [9] (0:11.46) | 1:12.82 [9] (0:11.79) | 1:01.03 [8] (0:12.09) | 0:48.94 [8] (0:12.02) | 0:36.92 [8] (0:12.00) | 0:24.92 [9] (0:12.00) | 0:36.92 | +2 |
| 9 | 17 | YUKANUMA Jake Bayliss | 12 | 62.5 1400m | 0:08.37 Overall | 1:34.05 [9] (0:08.37) | 1:25.68 [2] (0:11.75) | 1:13.93 [5] (0:11.93) | 1:02.00 [7] (0:12.02) | 0:49.98 [6] (0:12.05) | 0:37.93 [6] (0:11.91) | 0:26.02 [8] (0:12.40) | 0:37.93 | +11 |

Scratched: He's Heaven (#4), Bettcha The Crown (#1), Smytzer (#7), Prepotent (#9), This'llbetheone (#8), Half Crown (#14), Shopping Wise (#10), Sock'emsid (#16)



Eagle Farm QLD Professional

Race 7: MULLINS LAWYERS Class 5 Handicap - 1500m

08 May 2024 - 15:30



BRISBANE
RACING CLUB

Track Rating: Soft 7, Weather: Fine, Rail Position: +11m Entire

| Section | | | | 200m | | | | Last 600m | |
|-------------|-----|--|---------|----------------------|--------------------|--------------------------|---------|-----------|------------------------|
| Field Times | | | | 0:12.74 (0:12.74) | | | | 0:35.96 | |
| Rank | TAB | Horse/Jockey | Barrier | Top Speed [km/h] | Fastest Section | Margin | | | Distance Travelled [m] |
| 1 | 12 | PORKY Angela Jones | 13 | 63.8 1400m | 0:08.21 Overall | 0:12.74 [1] (0:12.74) | 1:31.56 | | 0:35.96 |
| 2 | 3 | BEAN FOGGY Kyle Wilson-Taylor | 16 | 65.2 400m | 0:08.63 Overall | 0:12.35 [3] (0:12.35) | 0.1L | | 0:35.33 +4 |
| 3 | 2 | BROOKHAVEN Martin Harley | 3 | 64.0 1400m | 0:08.62 Overall | 0:12.46 [4] (0:12.46) | 0.14L | | 0:35.64 +4 |
| 4 | 13 | BRAVE MASO Tahlia Fenlon | 2 | 64.3 1400m | 0:08.39 Overall | 0:12.81 [2] (0:12.81) | 0.26L | | 0:36.24 +4 |
| 5 | 5 | OUR MAGNUS Robbie Dolan | 9 | 64.0 1400m | 0:08.49 Overall | 0:12.98 [5] (0:12.98) | 0.42L | | 0:36.55 +5 |
| 6 | 11 | TAKUNAI Rikki Jamieson | 7 | 64.1 1400m | 0:08.43 Overall | 0:12.86 [6] (0:12.86) | 0.11L | | 0:36.85 +6 |
| 7 | 6 | UNDER THE CAP Michael Rodd | 4 | 63.5 600m | 0:08.50 Overall | 0:12.98 [7] (0:12.98) | 0.21L | | 0:36.82 +8 |
| 8 | 15 | NITROGLYCERINE Mark Du Plessis | 14 | 65.2 1400m | 0:08.95 Overall | 0:12.92 [8] (0:12.92) | 0.43L | | 0:36.92 +2 |
| 9 | 17 | YUKANUMA Jake Bayliss | 12 | 62.5 1400m | 0:08.37 Overall | 0:13.62 [9] (0:13.62) | 0.82L | | 0:37.93 +11 |

Scratched: He's Heaven (#4), Bettcha The Crown (#1), Smytzer (#7), Prepotent (#9), This'llbetheone (#8), Half Crown (#14), Shopping Wise (#10), Sock'emsid (#16)



| | |
|--------------------------------|-------------------|
| Horse/Jockey Name | Porky |
| Final Rank | 1 |
| Fastest Section Time (Section) | 0:08.21 (Overall) |
| Top Speed [km/h] (Section) | 63.8 (1400m) |
| Race State | Finished |



Eagle Farm QLD Professional

Race 7: MULLINS LAWYERS Class 5 Handicap - 1500m

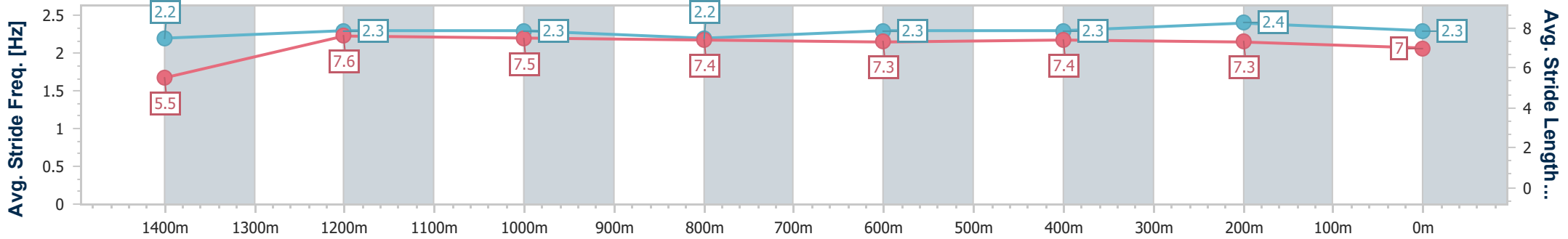
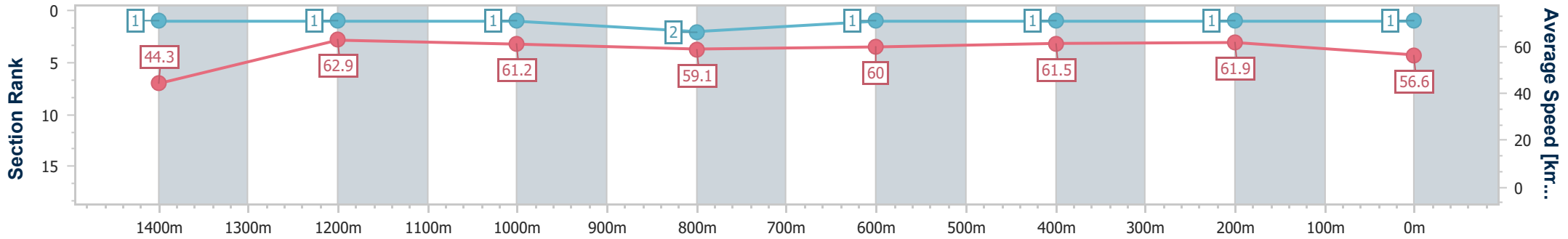
08 May 2024 - 15:30

Track Rating: Soft 7, Weather: Fine, Rail Position: +11m Entire



BRISBANE RACING CLUB

| Section | Overall | 1400m | 1200m | 1000m | 800m | 600m | 400m | 200m |
|------------------------|--------------------------|--------------------------|--------------------------|--------------------------|--------------------------|--------------------------|--------------------------|--------------------------|
| Section Times | 1:31.56 [1] (0:08.21) | 1:23.35 [1] (0:11.49) | 1:11.86 [1] (0:11.77) | 1:00.09 [1] (0:12.22) | 0:47.87 [2] (0:11.91) | 0:35.96 [1] (0:11.60) | 0:24.36 [1] (0:11.62) | 0:12.74 [1] (0:12.74) |
| Average Speed [km/h] | 44.3 | 62.9 | 61.2 | 59.1 | 60.0 | 61.5 | 61.9 | 56.6 |
| Top Speed [km/h] | 62.2 | 63.8 | 62.3 | 60.3 | 61.7 | 62.7 | 63.4 | 59.1 |
| Avg. Dist. to Rail [m] | 11.7 | 4.1 | 1.9 | 0.9 | 1.1 | 2.1 | 1.0 | 0.5 |
| Avg. Stride Freq. [Hz] | 2.2 | 2.3 | 2.3 | 2.2 | 2.3 | 2.3 | 2.4 | 2.3 |
| Avg. Stride Length [m] | 5.5 | 7.6 | 7.5 | 7.4 | 7.3 | 7.4 | 7.3 | 7.0 |



- [] Ranking at each section and finish
- .-.-.- No data available at this section
- NA No data available



| | |
|--------------------------------|-------------------|
| Horse/Jockey Name | Bean Foggy |
| Final Rank | 2 |
| Fastest Section Time (Section) | 0:08.63 (Overall) |
| Top Speed [km/h] (Section) | 65.2 (400m) |
| Race State | Finished |



Eagle Farm QLD Professional

Race 7: MULLINS LAWYERS Class 5 Handicap - 1500m

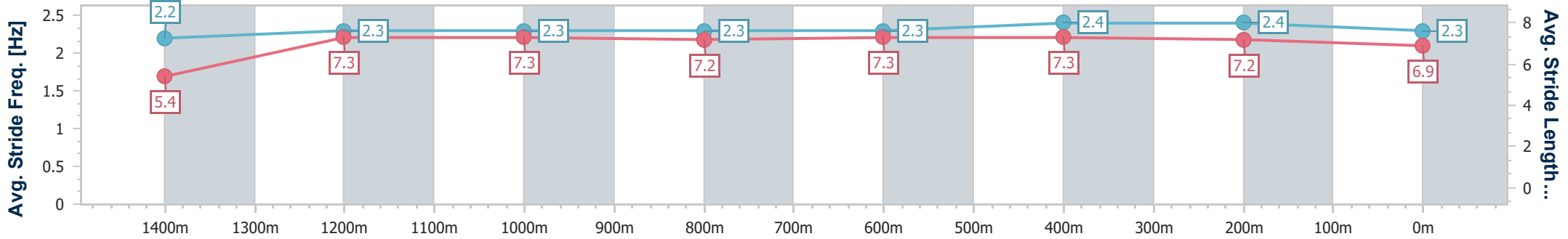
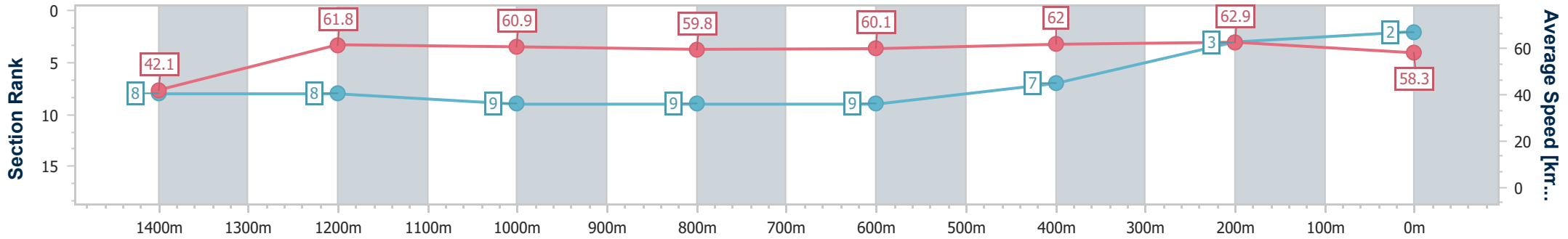
08 May 2024 - 15:30

Track Rating: Soft 7, Weather: Fine, Rail Position: +11m Entire



BRISBANE RACING CLUB

| Section | Overall | 1400m | 1200m | 1000m | 800m | 600m | 400m | 200m |
|------------------------|--------------------------|--------------------------|--------------------------|--------------------------|--------------------------|--------------------------|--------------------------|--------------------------|
| Section Times | 1:31.66 [2] (0:08.63) | 1:23.03 [8] (0:11.69) | 1:11.34 [8] (0:11.89) | 0:59.45 [9] (0:12.12) | 0:47.33 [9] (0:12.00) | 0:35.33 [9] (0:11.53) | 0:23.80 [7] (0:11.45) | 0:12.35 [3] (0:12.35) |
| Average Speed [km/h] | 42.1 | 61.8 | 60.9 | 59.8 | 60.1 | 62.0 | 62.9 | 58.3 |
| Top Speed [km/h] | 59.5 | 63.6 | 61.4 | 61.3 | 60.6 | 63.6 | 65.2 | 60.6 |
| Avg. Dist. to Rail [m] | 12.1 | 3.1 | 2.8 | 1.6 | 0.4 | 1.1 | 0.7 | 0.6 |
| Avg. Stride Freq. [Hz] | 2.2 | 2.3 | 2.3 | 2.3 | 2.3 | 2.4 | 2.4 | 2.3 |
| Avg. Stride Length [m] | 5.4 | 7.3 | 7.3 | 7.2 | 7.3 | 7.3 | 7.2 | 6.9 |



- [] Ranking at each section and finish
- .-.- No data available at this section
- NA No data available



| | |
|--------------------------------|-------------------|
| Horse/Jockey Name | Brookhaven |
| Final Rank | 3 |
| Fastest Section Time (Section) | 0:08.62 (Overall) |
| Top Speed [km/h] (Section) | 64.0 (1400m) |
| Race State | Finished |



Eagle Farm QLD Professional

Race 7: MULLINS LAWYERS Class 5 Handicap - 1500m

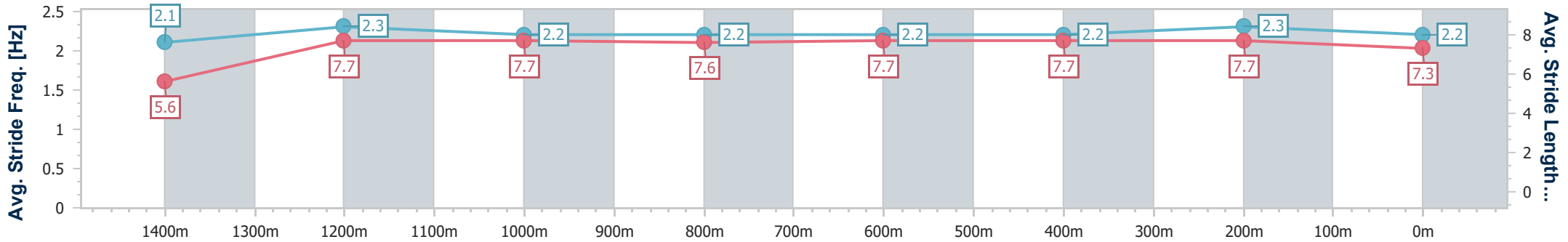
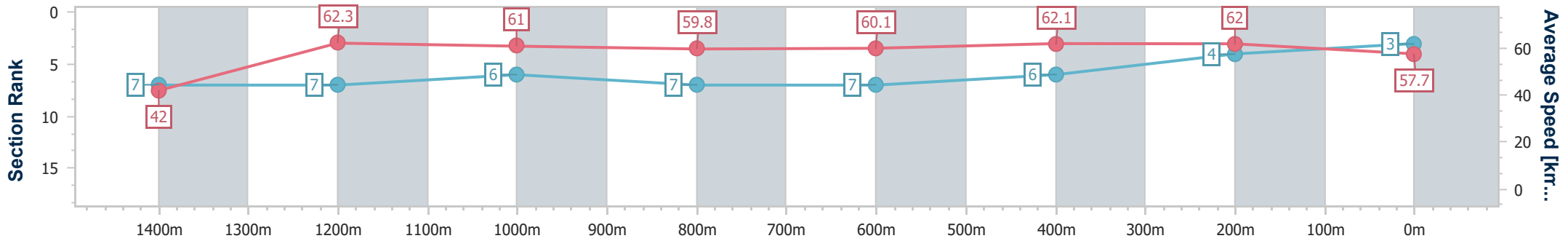
08 May 2024 - 15:30

Track Rating: Soft 7, Weather: Fine, Rail Position: +11m Entire



BRISBANE RACING CLUB

| Section | Overall | 1400m | 1200m | 1000m | 800m | 600m | 400m | 200m |
|------------------------|--------------------------|--------------------------|--------------------------|--------------------------|--------------------------|--------------------------|--------------------------|--------------------------|
| Section Times | 1:31.80 [3] (0:08.62) | 1:23.18 [7] (0:11.60) | 1:11.58 [7] (0:11.82) | 0:59.76 [6] (0:12.12) | 0:47.64 [7] (0:12.00) | 0:35.64 [7] (0:11.58) | 0:24.06 [6] (0:11.60) | 0:12.46 [4] (0:12.46) |
| Average Speed [km/h] | 42.0 | 62.3 | 61.0 | 59.8 | 60.1 | 62.1 | 62.0 | 57.7 |
| Top Speed [km/h] | 60.0 | 64.0 | 62.1 | 60.9 | 61.4 | 62.8 | 62.6 | 60.7 |
| Avg. Dist. to Rail [m] | 6.3 | 2.0 | 2.2 | 1.5 | 0.2 | 0.5 | 2.7 | 2.3 |
| Avg. Stride Freq. [Hz] | 2.1 | 2.3 | 2.2 | 2.2 | 2.2 | 2.2 | 2.3 | 2.2 |
| Avg. Stride Length [m] | 5.6 | 7.7 | 7.7 | 7.6 | 7.7 | 7.7 | 7.7 | 7.3 |



- [] Ranking at each section and finish
- .-.-.- No data available at this section
- NA No data available



| | |
|--------------------------------|-------------------|
| Horse/Jockey Name | Brave Maso |
| Final Rank | 4 |
| Fastest Section Time (Section) | 0:08.39 (Overall) |
| Top Speed [km/h] (Section) | 64.3 (1400m) |
| Race State | Finished |



Eagle Farm QLD Professional

Race 7: MULLINS LAWYERS Class 5 Handicap - 1500m

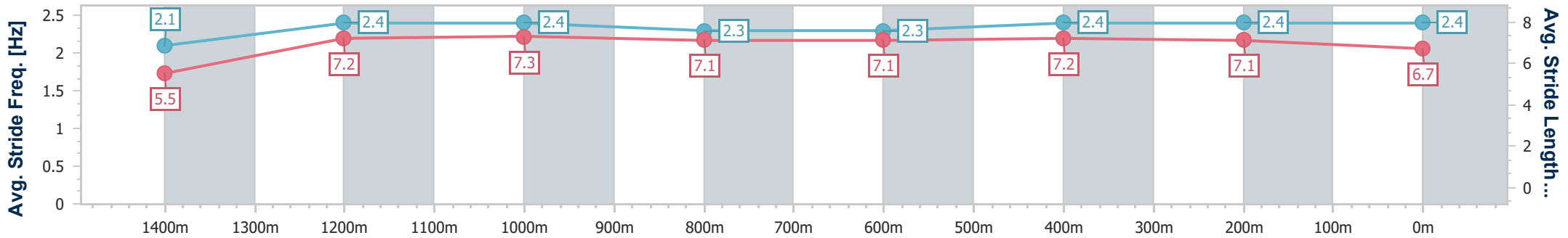
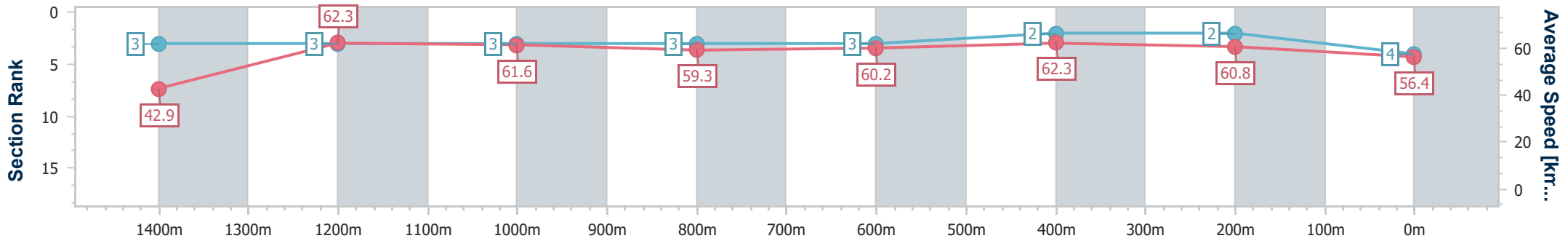
08 May 2024 - 15:30

Track Rating: Soft 7, Weather: Fine, Rail Position: +11m Entire



BRISBANE RACING CLUB

| Section | Overall | 1400m | 1200m | 1000m | 800m | 600m | 400m | 200m |
|------------------------|--------------------------|--------------------------|--------------------------|--------------------------|--------------------------|--------------------------|--------------------------|--------------------------|
| Section Times | 1:32.06 [4] (0:08.39) | 1:23.67 [3] (0:11.58) | 1:12.09 [3] (0:11.72) | 1:00.37 [3] (0:12.20) | 0:48.17 [3] (0:11.93) | 0:36.24 [3] (0:11.62) | 0:24.62 [2] (0:11.81) | 0:12.81 [2] (0:12.81) |
| Average Speed [km/h] | 42.9 | 62.3 | 61.6 | 59.3 | 60.2 | 62.3 | 60.8 | 56.4 |
| Top Speed [km/h] | 60.8 | 64.3 | 62.5 | 61.4 | 61.9 | 63.0 | 62.2 | 58.8 |
| Avg. Dist. to Rail [m] | 5.3 | 1.3 | 1.2 | 0.6 | 0.4 | 1.4 | 3.0 | 3.8 |
| Avg. Stride Freq. [Hz] | 2.1 | 2.4 | 2.4 | 2.3 | 2.3 | 2.4 | 2.4 | 2.4 |
| Avg. Stride Length [m] | 5.5 | 7.2 | 7.3 | 7.1 | 7.1 | 7.2 | 7.1 | 6.7 |



- [] Ranking at each section and finish
- .-.- No data available at this section
- NA No data available



| | |
|--------------------------------|-------------------|
| Horse/Jockey Name | Our Magnus |
| Final Rank | 5 |
| Fastest Section Time (Section) | 0:08.49 (Overall) |
| Top Speed [km/h] (Section) | 64.0 (1400m) |
| Race State | Finished |



Eagle Farm QLD Professional

Race 7: MULLINS LAWYERS Class 5 Handicap - 1500m

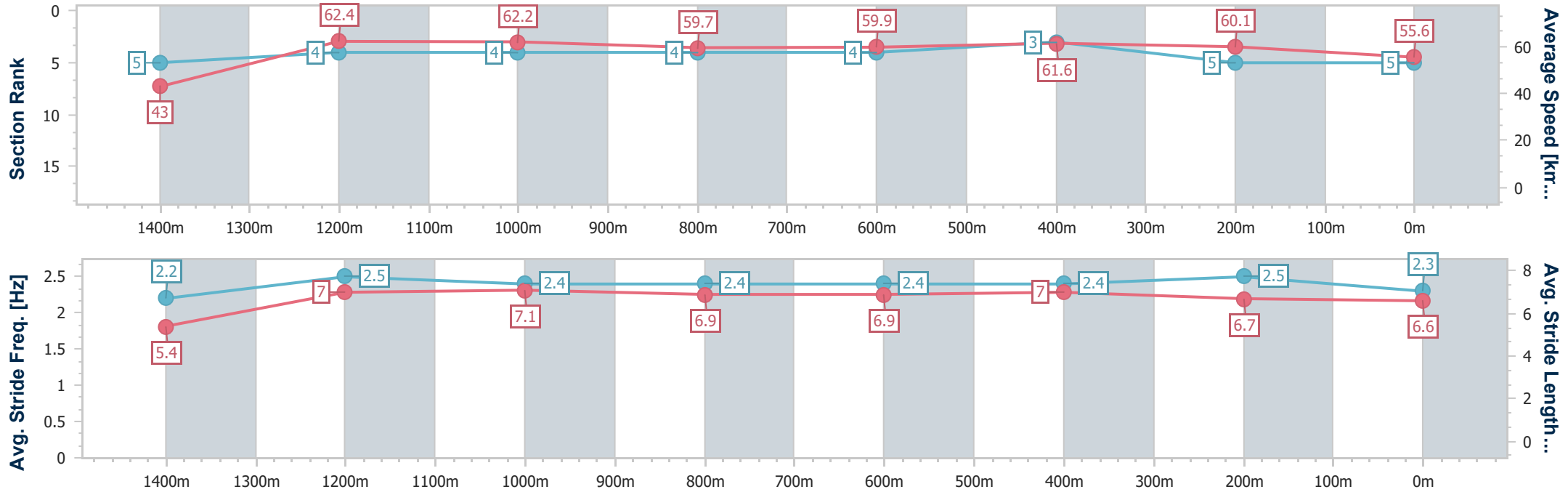
08 May 2024 - 15:30

Track Rating: Soft 7, Weather: Fine, Rail Position: +11m Entire



BRISBANE RACING CLUB

| Section | Overall | 1400m | 1200m | 1000m | 800m | 600m | 400m | 200m |
|------------------------|--------------------------|--------------------------|--------------------------|--------------------------|--------------------------|--------------------------|--------------------------|--------------------------|
| Section Times | 1:32.48 [5] (0:08.49) | 1:23.99 [5] (0:11.57) | 1:12.42 [4] (0:11.66) | 1:00.76 [4] (0:12.19) | 0:48.57 [4] (0:12.02) | 0:36.55 [4] (0:11.61) | 0:24.94 [3] (0:11.96) | 0:12.98 [5] (0:12.98) |
| Average Speed [km/h] | 43.0 | 62.4 | 62.2 | 59.7 | 59.9 | 61.6 | 60.1 | 55.6 |
| Top Speed [km/h] | 60.3 | 64.0 | 63.9 | 61.9 | 62.5 | 63.6 | 61.5 | 58.2 |
| Avg. Dist. to Rail [m] | 9.8 | 4.5 | 3.6 | 3.1 | 1.1 | 1.5 | 2.5 | 2.8 |
| Avg. Stride Freq. [Hz] | 2.2 | 2.5 | 2.4 | 2.4 | 2.4 | 2.4 | 2.5 | 2.3 |
| Avg. Stride Length [m] | 5.4 | 7.0 | 7.1 | 6.9 | 6.9 | 7.0 | 6.7 | 6.6 |



- [] Ranking at each section and finish
- .-.- No data available at this section
- NA No data available



| | |
|--------------------------------|-------------------|
| Horse/Jockey Name | Takunai |
| Final Rank | 6 |
| Fastest Section Time (Section) | 0:08.43 (Overall) |
| Top Speed [km/h] (Section) | 64.1 (1400m) |
| Race State | Finished |



Eagle Farm QLD Professional

Race 7: MULLINS LAWYERS Class 5 Handicap - 1500m

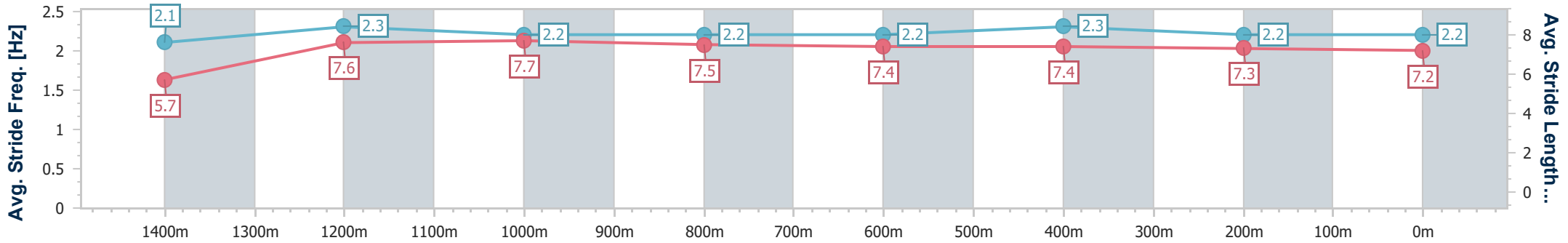
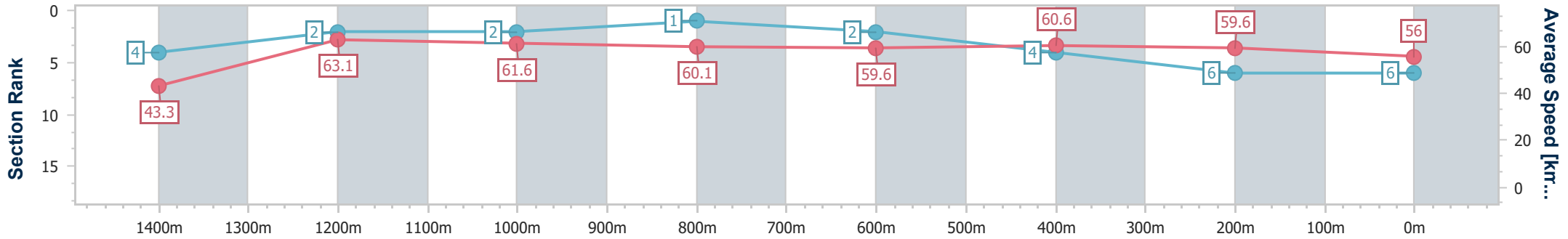
08 May 2024 - 15:30

Track Rating: Soft 7, Weather: Fine, Rail Position: +11m Entire



BRISBANE RACING CLUB

| Section | Overall | 1400m | 1200m | 1000m | 800m | 600m | 400m | 200m |
|------------------------|--------------------------|--------------------------|--------------------------|--------------------------|--------------------------|--------------------------|--------------------------|--------------------------|
| Section Times | 1:32.59 [6] (0:08.43) | 1:24.16 [4] (0:11.45) | 1:12.71 [2] (0:11.70) | 1:01.01 [2] (0:12.09) | 0:48.92 [1] (0:12.07) | 0:36.85 [2] (0:11.92) | 0:24.93 [4] (0:12.07) | 0:12.86 [6] (0:12.86) |
| Average Speed [km/h] | 43.3 | 63.1 | 61.6 | 60.1 | 59.6 | 60.6 | 59.6 | 56.0 |
| Top Speed [km/h] | 61.5 | 64.1 | 62.6 | 61.1 | 60.5 | 61.3 | 60.5 | 58.1 |
| Avg. Dist. to Rail [m] | 9.2 | 4.5 | 2.9 | 1.7 | 0.6 | 0.4 | 2.5 | 1.4 |
| Avg. Stride Freq. [Hz] | 2.1 | 2.3 | 2.2 | 2.2 | 2.2 | 2.3 | 2.2 | 2.2 |
| Avg. Stride Length [m] | 5.7 | 7.6 | 7.7 | 7.5 | 7.4 | 7.4 | 7.3 | 7.2 |



- [] Ranking at each section and finish
- .-.- No data available at this section
- NA No data available



| | |
|--------------------------------|-------------------|
| Horse/Jockey Name | Under The Cap |
| Final Rank | 7 |
| Fastest Section Time (Section) | 0:08.50 (Overall) |
| Top Speed [km/h] (Section) | 63.5 (600m) |
| Race State | Finished |



Eagle Farm QLD Professional

Race 7: MULLINS LAWYERS Class 5 Handicap - 1500m

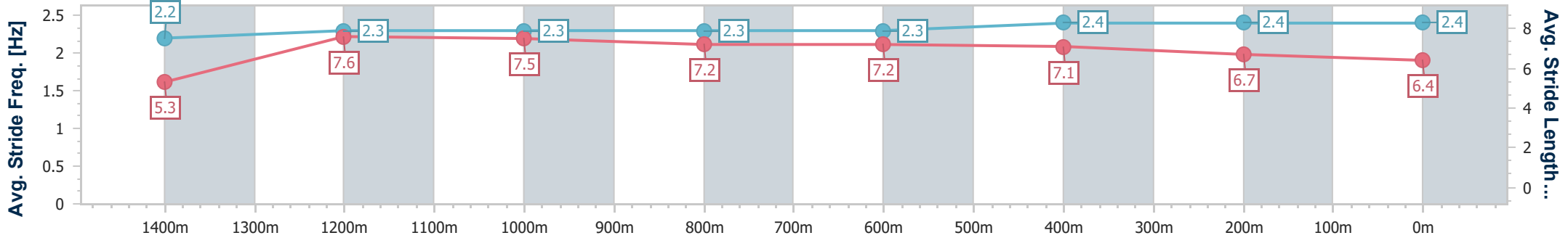
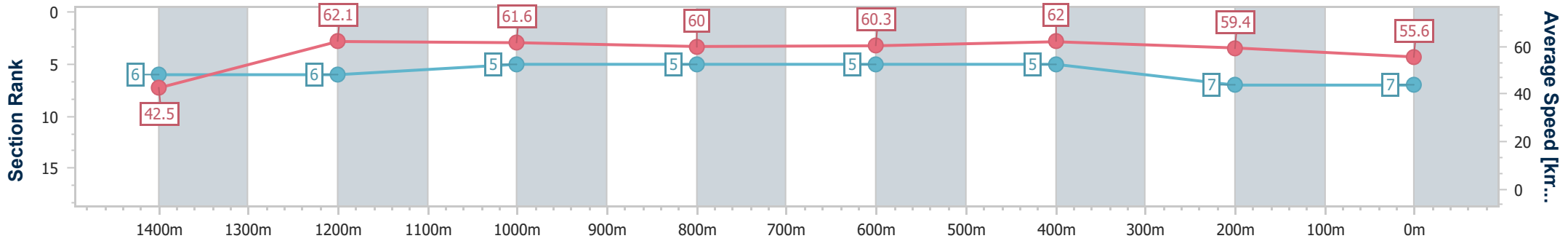
08 May 2024 - 15:30

Track Rating: Soft 7, Weather: Fine, Rail Position: +11m Entire



BRISBANE RACING CLUB

| Section | Overall | 1400m | 1200m | 1000m | 800m | 600m | 400m | 200m |
|------------------------|--------------------------|--------------------------|--------------------------|--------------------------|--------------------------|--------------------------|--------------------------|--------------------------|
| Section Times | 1:32.80 [7] (0:08.50) | 1:24.30 [6] (0:11.62) | 1:12.68 [6] (0:11.73) | 1:00.95 [5] (0:12.14) | 0:48.81 [5] (0:11.99) | 0:36.82 [5] (0:11.73) | 0:25.09 [5] (0:12.11) | 0:12.98 [7] (0:12.98) |
| Average Speed [km/h] | 42.5 | 62.1 | 61.6 | 60.0 | 60.3 | 62.0 | 59.4 | 55.6 |
| Top Speed [km/h] | 61.3 | 62.9 | 63.5 | 61.4 | 60.9 | 63.5 | 62.1 | 57.8 |
| Avg. Dist. to Rail [m] | 7.8 | 3.1 | 3.1 | 2.6 | 0.7 | 2.2 | 6.5 | 4.9 |
| Avg. Stride Freq. [Hz] | 2.2 | 2.3 | 2.3 | 2.3 | 2.3 | 2.4 | 2.4 | 2.4 |
| Avg. Stride Length [m] | 5.3 | 7.6 | 7.5 | 7.2 | 7.2 | 7.1 | 6.7 | 6.4 |



- [] Ranking at each section and finish
- .-.- No data available at this section
- NA No data available



| | |
|--------------------------------|-------------------|
| Horse/Jockey Name | Nitroglycerine |
| Final Rank | 8 |
| Fastest Section Time (Section) | 0:08.95 (Overall) |
| Top Speed [km/h] (Section) | 65.2 (1400m) |
| Race State | Finished |



Eagle Farm QLD Professional

Race 7: MULLINS LAWYERS Class 5 Handicap - 1500m

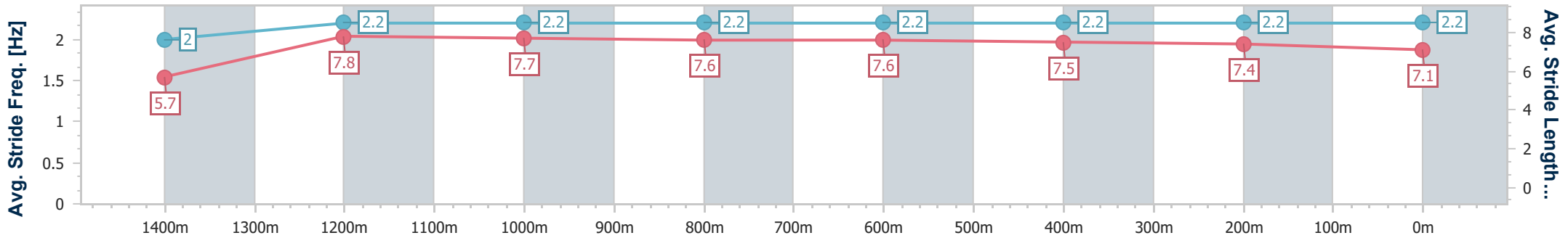
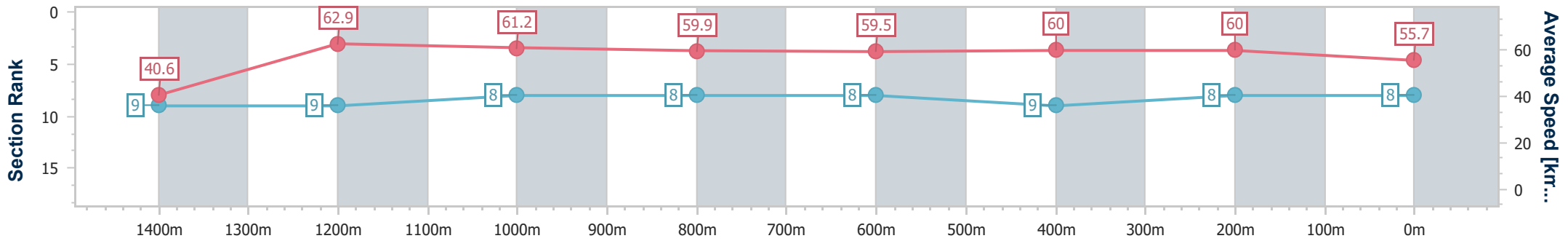
08 May 2024 - 15:30

Track Rating: Soft 7, Weather: Fine, Rail Position: +11m Entire



BRISBANE RACING CLUB

| Section | Overall | 1400m | 1200m | 1000m | 800m | 600m | 400m | 200m |
|------------------------|--------------------------|--------------------------|--------------------------|--------------------------|--------------------------|--------------------------|--------------------------|--------------------------|
| Section Times | 1:33.23 [8] (0:08.95) | 1:24.28 [9] (0:11.46) | 1:12.82 [9] (0:11.79) | 1:01.03 [8] (0:12.09) | 0:48.94 [8] (0:12.02) | 0:36.92 [8] (0:12.00) | 0:24.92 [9] (0:12.00) | 0:12.92 [8] (0:12.92) |
| Average Speed [km/h] | 40.6 | 62.9 | 61.2 | 59.9 | 59.5 | 60.0 | 60.0 | 55.7 |
| Top Speed [km/h] | 59.2 | 65.2 | 62.2 | 61.5 | 60.0 | 61.5 | 61.2 | 57.8 |
| Avg. Dist. to Rail [m] | 11.8 | 1.8 | 0.8 | 1.0 | 1.0 | 0.4 | 1.6 | 0.4 |
| Avg. Stride Freq. [Hz] | 2.0 | 2.2 | 2.2 | 2.2 | 2.2 | 2.2 | 2.2 | 2.2 |
| Avg. Stride Length [m] | 5.7 | 7.8 | 7.7 | 7.6 | 7.6 | 7.5 | 7.4 | 7.1 |



- [] Ranking at each section and finish
- .-.- No data available at this section
- NA No data available



| | |
|--------------------------------|-------------------|
| Horse/Jockey Name | Yukanuma |
| Final Rank | 9 |
| Fastest Section Time (Section) | 0:08.37 (Overall) |
| Top Speed [km/h] (Section) | 62.5 (1400m) |
| Race State | Finished |



Eagle Farm QLD Professional

Race 7: MULLINS LAWYERS Class 5 Handicap - 1500m

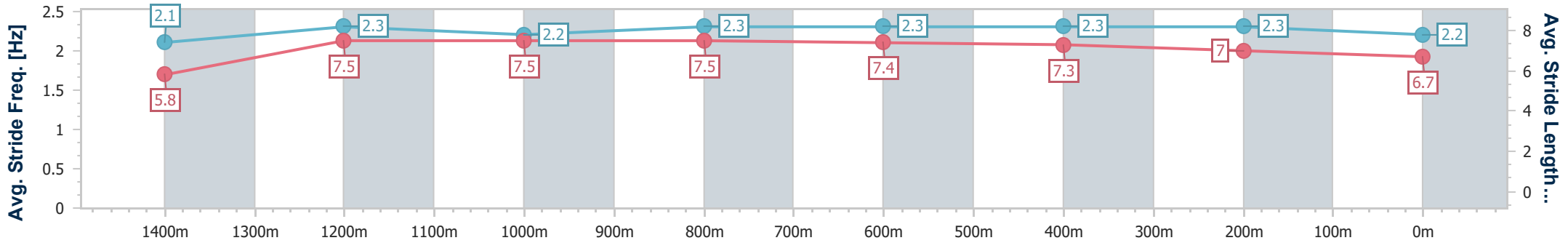
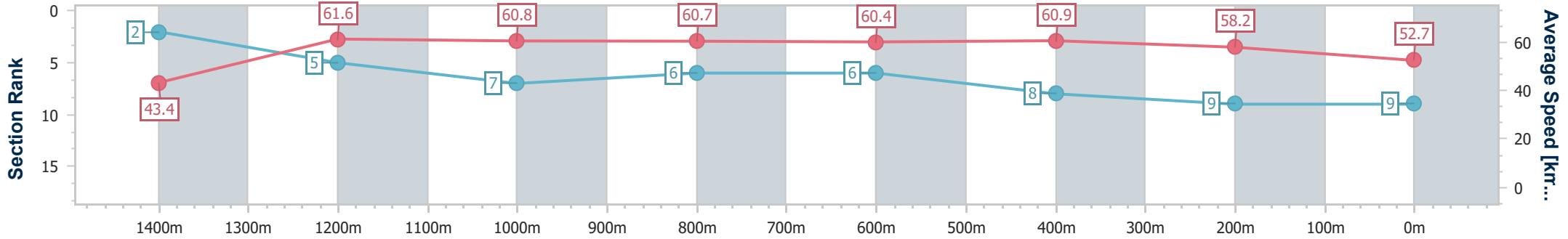
08 May 2024 - 15:30

Track Rating: Soft 7, Weather: Fine, Rail Position: +11m Entire



BRISBANE RACING CLUB

| Section | Overall | 1400m | 1200m | 1000m | 800m | 600m | 400m | 200m |
|------------------------|--------------------------|--------------------------|--------------------------|--------------------------|--------------------------|--------------------------|--------------------------|--------------------------|
| Section Times | 1:34.05 [9] (0:08.37) | 1:25.68 [2] (0:11.75) | 1:13.93 [5] (0:11.93) | 1:02.00 [7] (0:12.02) | 0:49.98 [6] (0:12.05) | 0:37.93 [6] (0:11.91) | 0:26.02 [8] (0:12.40) | 0:13.62 [9] (0:13.62) |
| Average Speed [km/h] | 43.4 | 61.6 | 60.8 | 60.7 | 60.4 | 60.9 | 58.2 | 52.7 |
| Top Speed [km/h] | 59.3 | 62.5 | 62.1 | 62.1 | 61.7 | 62.0 | 60.3 | 56.1 |
| Avg. Dist. to Rail [m] | 10.6 | 6.0 | 4.6 | 3.2 | 2.2 | 2.0 | 3.9 | 2.6 |
| Avg. Stride Freq. [Hz] | 2.1 | 2.3 | 2.2 | 2.3 | 2.3 | 2.3 | 2.3 | 2.2 |
| Avg. Stride Length [m] | 5.8 | 7.5 | 7.5 | 7.5 | 7.4 | 7.3 | 7.0 | 6.7 |



- [] Ranking at each section and finish
- .-.- No data available at this section
- NA No data available



Eagle Farm QLD Professional

Race 8: LADBROKES EASY FORM Class 1 Handicap - 1400m

08 May 2024 - 16:04



BRISBANE
RACING CLUB

Track Rating: Soft 7, Weather: Fine, Rail Position: +11m Entire

| Section | | | | | | | | | | | | Last 600m | |
|-------------|----------------------|--|----------------------|----------------------|----------------------|---------------------------|---------------------------|---------------------------|---------------------------|---------------------------|---------------------------|------------------------|----|
| Field Times | | | | | | | | | | | | 0:35.89 | |
| | Overall | 1200m | 1000m | 800m | 600m | 400m | | | | | | | |
| | 1:26.26 (0:14.07) | 1:12.19 (0:11.40) | 1:00.79 (0:12.49) | 0:48.30 (0:12.41) | 0:35.89 (0:11.82) | 0:24.07 (0:11.58) | | | | | | | |
| Rank | TAB | Horse/Jockey | Barrier | Top Speed [km/h] | Fastest Section | | | | | | | Distance Travelled [m] | |
| 1 | 9 | CARTWHEELS Justin Huxtable | 14 | 67.0 400m | 0:11.15 400m | 1:26.26 [1] (0:14.72) | 1:11.54 [8] (0:12.09) | 0:59.45 [9] (0:12.13) | 0:47.32 [8] (0:12.43) | 0:34.89 [8] (0:11.75) | 0:23.14 [9] (0:11.15) | 0:34.89 | |
| 2 | 6 | A LOT OF BOOTY Tahlia Fenlon | 16 | 64.7 1200m | 0:11.37 1200m | 1:26.32 [2] (0:14.10) | 1:12.22 [2] (0:11.37) | 1:00.85 [1] (0:12.49) | 0:48.36 [1] (0:12.41) | 0:35.95 [1] (0:11.82) | 0:24.13 [1] (0:11.58) | 0:35.95 | -9 |
| 3 | 15 | BRASCO Michael Rodd | 10 | 63.0 400m | 0:11.57 400m | 1:26.76 [3] (0:14.46) | 1:12.30 [5] (0:12.04) | 1:00.26 [6] (0:12.18) | 0:48.08 [5] (0:12.36) | 0:35.72 [5] (0:11.75) | 0:23.97 [5] (0:11.57) | 0:35.72 | -2 |
| 4 | 2 | LOOSE UNIT Ryan Maloney | 7 | 63.8 400m | 0:11.62 400m | 1:27.00 [4] (0:14.49) | 1:12.51 [6] (0:11.92) | 1:00.59 [5] (0:12.28) | 0:48.31 [6] (0:12.50) | 0:35.81 [7] (0:11.84) | 0:23.97 [7] (0:11.62) | 0:35.81 | -5 |
| 5 | 3 | SAVILEO Jake Bayliss | 4 | 63.6 400m | 0:11.63 400m | 1:27.02 [5] (0:14.63) | 1:12.39 [7] (0:11.91) | 1:00.48 [7] (0:12.19) | 0:48.29 [7] (0:12.31) | 0:35.98 [6] (0:11.77) | 0:24.21 [6] (0:11.63) | 0:35.98 | -9 |
| 6 | 10 | EASTERLY Cejay Graham | 2 | 62.9 1200m | 0:11.73 1200m | 1:27.21 [6] (0:14.35) | 1:12.86 [4] (0:11.73) | 1:01.13 [3] (0:12.37) | 0:48.76 [3] (0:12.34) | 0:36.42 [3] (0:11.85) | 0:24.57 [3] (0:11.89) | 0:36.42 | -9 |
| 7 | 4 | SOUTH SEA Boris Thornton | 3 | 62.8 400m | 0:11.75 400m | 1:27.27 [7] (0:14.24) | 1:13.03 [3] (0:11.84) | 1:01.19 [4] (0:12.38) | 0:48.81 [4] (0:12.41) | 0:36.40 [4] (0:11.83) | 0:24.57 [4] (0:11.75) | 0:36.40 | -7 |
| 8 | 7 | DARK TANGENT Martin Harley | 13 | 63.8 400m | 0:11.62 400m | 1:27.53 [8] (0:14.92) | 1:12.61 [10] (0:11.97) | 1:00.64 [10] (0:12.10) | 0:48.54 [9] (0:12.40) | 0:36.14 [9] (0:11.72) | 0:24.42 [8] (0:11.62) | 0:36.14 | -7 |
| 9 | 13 | PROSPERINA Mark Du Plessis | 12 | 63.6 400m | 0:11.62 400m | 1:27.61 [9] (0:14.75) | 1:12.86 [9] (0:11.92) | 1:00.94 [8] (0:12.33) | 0:48.61 [10] (0:12.60) | 0:36.01 [11] (0:11.82) | 0:24.19 [11] (0:11.62) | 0:36.01 | -2 |
| 10 | 11 | SILVER GODDESS Angela Jones | 17 | 63.9 400m | 0:11.50 400m | 1:27.66 [10] (0:14.96) | 1:12.70 [12] (0:11.99) | 1:00.71 [11] (0:12.21) | 0:48.50 [12] (0:12.63) | 0:35.87 [12] (0:11.80) | 0:24.07 [13] (0:11.50) | 0:35.87 | -7 |

Scratched: Puzzle Designer (#20), Change The Deel (#16), Storm Force Ten (#18), A Certain Maybe (#12), Booming Lad (#17), Satashi (#19), Black Opium (#8), Nails And Pride (#21)

[] Ranking at each section and finish
-:--:- No data available at this section
NA No data available

SCN Saddle cloth number
DNF Did not finish
DNT Did not track



Eagle Farm QLD Professional

Race 8: LADBROKES EASY FORM Class 1 Handicap - 1400m

08 May 2024 - 16:04



BRISBANE
RACING CLUB

Track Rating: Soft 7, Weather: Fine, Rail Position: +11m Entire

| Section | Overall | 1200m | 1000m | 800m | 600m | 400m | Last 600m |
|-------------|----------------------|----------------------|----------------------|----------------------|----------------------|----------------------|-----------|
| Field Times | 1:26.26 (0:14.07) | 1:12.19 (0:11.40) | 1:00.79 (0:12.49) | 0:48.30 (0:12.41) | 0:35.89 (0:11.82) | 0:24.07 (0:11.58) | 0:35.89 |

| Rank | TAB | Horse/Jockey | Barrier | Top Speed [km/h] | Fastest Section | Overall | 1200m | 1000m | 800m | 600m | 400m | Last 600m | Distance Travelled [m] |
|------|-----|-------------------------------------|---------|------------------|------------------|---------------------------|---------------------------|---------------------------|---------------------------|---------------------------|---------------------------|-----------|------------------------|
| 11 | 1 | COOL KAAP James Orman | 18 | 63.0 400m | 0:11.59 400m | 1:27.75 [11] (0:15.22) | 1:12.53 [13] (0:11.97) | 1:00.56 [13] (0:12.05) | 0:48.51 [13] (0:12.58) | 0:35.93 [13] (0:11.76) | 0:24.17 [12] (0:11.59) | 0:35.93 | -9 |
| 12 | 14 | WHISKEY AND BEER Micheal Hellyer | 21 | 63.0 600m | 0:11.74 600m | 1:28.04 [12] (0:14.94) | 1:13.10 [11] (0:12.16) | 1:00.94 [12] (0:12.05) | 0:48.89 [11] (0:12.36) | 0:36.53 [10] (0:11.74) | 0:24.79 [10] (0:11.78) | 0:36.53 | -3 |
| 13 | 5 | BOOM IN THE DARK Damien Thornton | 1 | 64.0 1200m | 0:11.66 1200m | 1:28.21 [13] (0:14.07) | 1:14.14 [1] (0:11.66) | 1:02.48 [2] (0:12.40) | 0:50.08 [2] (0:12.51) | 0:37.57 [2] (0:11.85) | 0:25.72 [2] (0:12.13) | 0:37.57 | -5 |

Scratched: Puzzle Designer (#20), Change The Deel (#16), Storm Force Ten (#18), A Certain Maybe (#12), Booming Lad (#17), Satashi (#19), Black Opium (#8), Nails And Pride (#21)

[] Ranking at each section and finish
 -:-:- No data available at this section
 NA No data available

SCN Saddle cloth number
 DNF Did not finish
 DNT Did not track



Eagle Farm QLD Professional

Race 8: LADBROKES EASY FORM Class 1 Handicap - 1400m

08 May 2024 - 16:04



BRISBANE
RACING CLUB

Track Rating: Soft 7, Weather: Fine, Rail Position: +11m Entire

| Section | | | | | | | 200m | | | Last 600m |
|-------------|-----|-----------------------|---------|------------------|-----------------|--------------|-----------|--|------------------------|-----------|
| Field Times | | | | | | | 0:12.49 | | | 0:35.89 |
| | | | | | | | (0:12.49) | | | |
| Rank | TAB | Horse/Jockey | Barrier | Top Speed [km/h] | Fastest Section | Margin | | | Distance Travelled [m] | |
| 1 | 9 | CARTWHEELS | 14 | 67.0 | 0:11.15 | 0:11.99 [2] | 1:26.26 | | 0:34.89 | |
| | | Justin Huxtable | | 400m | 400m | (0:11.99) | | | | |
| 2 | 6 | A LOT OF BOOTY | 16 | 64.7 | 0:11.37 | 0:12.55 [1] | 0.06L | | 0:35.95 -9 | |
| | | Tahlia Fenlon | | 1200m | 1200m | (0:12.55) | | | | |
| 3 | 15 | BRASCO | 10 | 63.0 | 0:11.57 | 0:12.40 [3] | 0.44L | | 0:35.72 -2 | |
| | | Michael Rodd | | 400m | 400m | (0:12.40) | | | | |
| 4 | 2 | LOOSE UNIT | 7 | 63.8 | 0:11.62 | 0:12.35 [8] | 0.24L | | 0:35.81 -5 | |
| | | Ryan Maloney | | 400m | 400m | (0:12.35) | | | | |
| 5 | 3 | SAVILEO | 4 | 63.6 | 0:11.63 | 0:12.58 [4] | 0.02L | | 0:35.98 -9 | |
| | | Jake Bayliss | | 400m | 400m | (0:12.58) | | | | |
| 6 | 10 | EASTERLY | 2 | 62.9 | 0:11.73 | 0:12.68 [6] | 0.19L | | 0:36.42 -9 | |
| | | Cejay Graham | | 1200m | 1200m | (0:12.68) | | | | |
| 7 | 4 | SOUTH SEA | 3 | 62.8 | 0:11.75 | 0:12.82 [5] | 0.06L | | 0:36.40 -7 | |
| | | Boris Thornton | | 400m | 400m | (0:12.82) | | | | |
| 8 | 7 | DARK TANGENT | 13 | 63.8 | 0:11.62 | 0:12.80 [9] | 0.26L | | 0:36.14 -7 | |
| | | Martin Harley | | 400m | 400m | (0:12.80) | | | | |
| 9 | 13 | PROSPERINA | 12 | 63.6 | 0:11.62 | 0:12.57 [11] | 0.08L | | 0:36.01 -2 | |
| | | Mark Du Plessis | | 400m | 400m | (0:12.57) | | | | |
| 10 | 11 | SILVER GODDESS | 17 | 63.9 | 0:11.50 | 0:12.57 [12] | 0.05L | | 0:35.87 -7 | |
| | | Angela Jones | | 400m | 400m | (0:12.57) | | | | |

Scratched: Puzzle Designer (#20), Change The Deel (#16), Storm Force Ten (#18), A Certain Maybe (#12), Booming Lad (#17), Satashi (#19), Black Opium (#8), Nails And Pride (#21)

[] Ranking at each section and finish
-:-:- No data available at this section
NA No data available

SCN Saddle cloth number
DNF Did not finish
DNT Did not track



Eagle Farm QLD Professional

Race 8: LADBROKES EASY FORM Class 1 Handicap - 1400m

08 May 2024 - 16:04



BRISBANE
RACING CLUB

Track Rating: Soft 7, Weather: Fine, Rail Position: +11m Entire

| Section | | | | 200m | | | | Last 600m | |
|-------------|-----|--|---------|----------------------|------------------|---------------------------|-------|-----------|------------------------|
| Field Times | | | | 0:12.49 (0:12.49) | | | | 0:35.89 | |
| Rank | TAB | Horse/Jockey | Barrier | Top Speed [km/h] | Fastest Section | Margin | | | Distance Travelled [m] |
| 11 | 1 | COOL KAAP James Orman | 18 | 63.0 400m | 0:11.59 400m | 0:12.58 [13] (0:12.58) | 0.09L | | 0:35.93 -9 |
| 12 | 14 | WHISKEY AND BEER Micheal Hellyer | 21 | 63.0 600m | 0:11.74 600m | 0:13.01 [10] (0:13.01) | 0.29L | | 0:36.53 -3 |
| 13 | 5 | BOOM IN THE DARK Damien Thornton | 1 | 64.0 1200m | 0:11.66 1200m | 0:13.59 [7] (0:13.59) | 0.17L | | 0:37.57 -5 |

Scratched: Puzzle Designer (#20), Change The Deel (#16), Storm Force Ten (#18), A Certain Maybe (#12), Booming Lad (#17), Satashi (#19), Black Opium (#8), Nails And Pride (#21)

[] Ranking at each section and finish
 -:-:- No data available at this section
 NA No data available

SCN Saddle cloth number
 DNF Did not finish
 DNT Did not track



| | |
|--------------------------------|----------------|
| Horse/Jockey Name | Cartwheels |
| Final Rank | 1 |
| Fastest Section Time (Section) | 0:11.15 (400m) |
| Top Speed [km/h] (Section) | 67.0 (400m) |
| Race State | Finished |

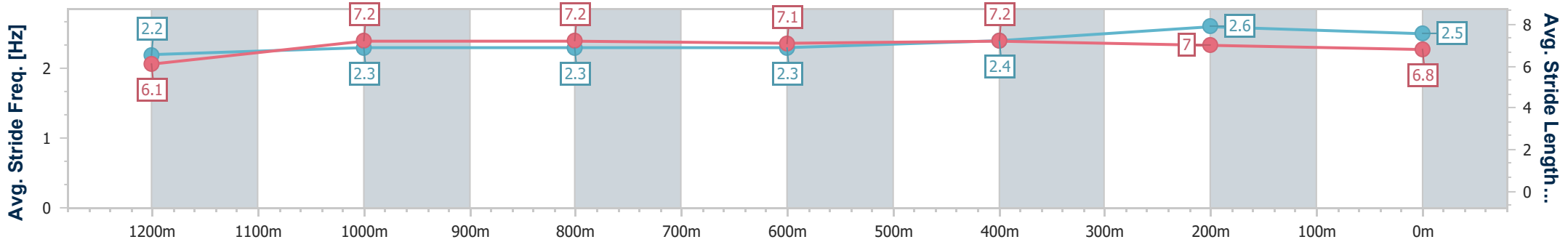
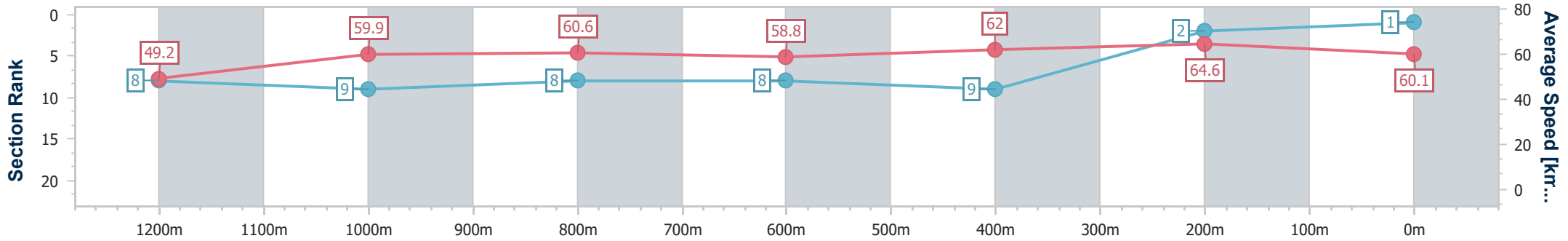


Eagle Farm QLD Professional
 Race 8: LADBROKES EASY FORM Class 1 Handicap - 1400m
 08 May 2024 - 16:04
 Track Rating: Soft 7, Weather: Fine, Rail Position: +11m Entire



BRISBANE
 RACING CLUB

| Section | Overall | 1200m | 1000m | 800m | 600m | 400m | 200m |
|------------------------|--------------------------|--------------------------|--------------------------|--------------------------|--------------------------|--------------------------|--------------------------|
| Section Times | 1:26.26 [1] (0:14.72) | 1:11.54 [8] (0:12.09) | 0:59.45 [9] (0:12.13) | 0:47.32 [8] (0:12.43) | 0:34.89 [8] (0:11.75) | 0:23.14 [9] (0:11.15) | 0:11.99 [2] (0:11.99) |
| Average Speed [km/h] | 49.2 | 59.9 | 60.6 | 58.8 | 62.0 | 64.6 | 60.1 |
| Top Speed [km/h] | 60.9 | 60.6 | 62.2 | 61.0 | 65.2 | 67.0 | 63.3 |
| Avg. Dist. to Rail [m] | 5.5 | 4.2 | 4.2 | 3.9 | 2.8 | 6.3 | 7.5 |
| Avg. Stride Freq. [Hz] | 2.2 | 2.3 | 2.3 | 2.3 | 2.4 | 2.6 | 2.5 |
| Avg. Stride Length [m] | 6.1 | 7.2 | 7.2 | 7.1 | 7.2 | 7.0 | 6.8 |



- [] Ranking at each section and finish
- .-.- No data available at this section
- NA No data available



| | |
|--------------------------------|-----------------|
| Horse/Jockey Name | A Lot Of Booty |
| Final Rank | 2 |
| Fastest Section Time (Section) | 0:11.37 (1200m) |
| Top Speed [km/h] (Section) | 64.7 (1200m) |
| Race State | Finished |

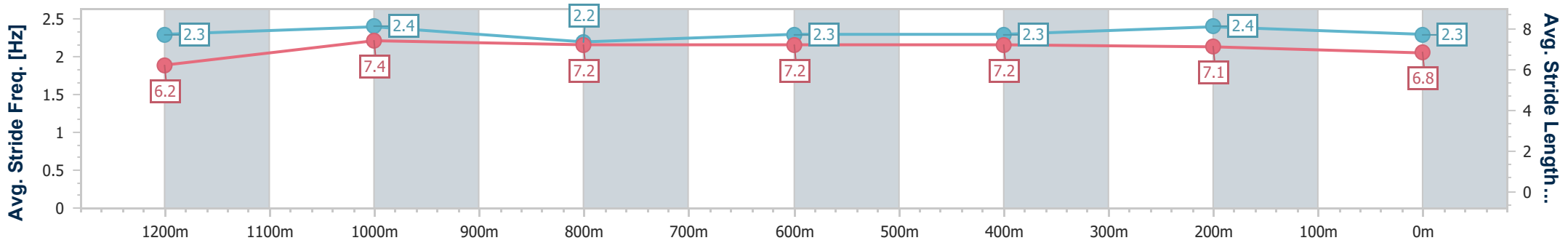
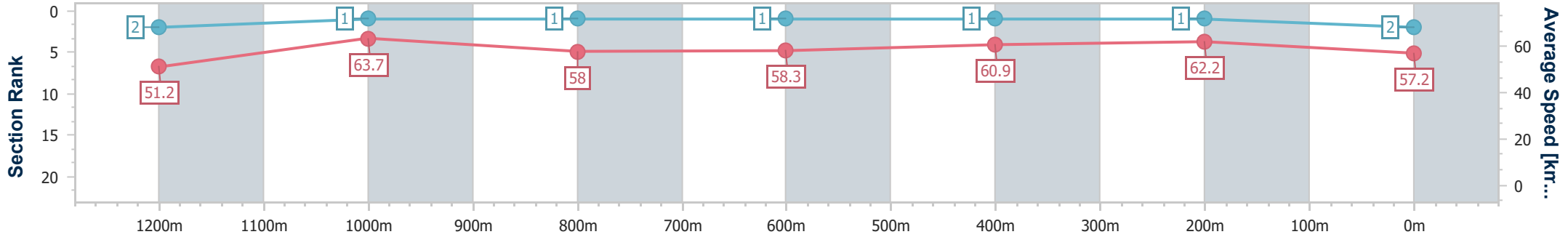


Eagle Farm QLD Professional
 Race 8: LADBROKES EASY FORM Class 1 Handicap - 1400m
 08 May 2024 - 16:04
 Track Rating: Soft 7, Weather: Fine, Rail Position: +11m Entire



BRISBANE
 RACING CLUB

| Section | Overall | 1200m | 1000m | 800m | 600m | 400m | 200m |
|------------------------|--------------------------|--------------------------|--------------------------|--------------------------|--------------------------|--------------------------|--------------------------|
| Section Times | 1:26.32 [2] (0:14.10) | 1:12.22 [2] (0:11.37) | 1:00.85 [1] (0:12.49) | 0:48.36 [1] (0:12.41) | 0:35.95 [1] (0:11.82) | 0:24.13 [1] (0:11.58) | 0:12.55 [1] (0:12.55) |
| Average Speed [km/h] | 51.2 | 63.7 | 58.0 | 58.3 | 60.9 | 62.2 | 57.2 |
| Top Speed [km/h] | 64.2 | 64.7 | 61.0 | 58.9 | 62.5 | 63.9 | 60.1 |
| Avg. Dist. to Rail [m] | 6.6 | 3.1 | 1.2 | 0.9 | 0.4 | 2.2 | 2.5 |
| Avg. Stride Freq. [Hz] | 2.3 | 2.4 | 2.2 | 2.3 | 2.3 | 2.4 | 2.3 |
| Avg. Stride Length [m] | 6.2 | 7.4 | 7.2 | 7.2 | 7.2 | 7.1 | 6.8 |



- [] Ranking at each section and finish
- .-.- No data available at this section
- NA No data available



| | |
|--------------------------------|----------------|
| Horse/Jockey Name | Brasco |
| Final Rank | 3 |
| Fastest Section Time (Section) | 0:11.57 (400m) |
| Top Speed [km/h] (Section) | 63.0 (400m) |
| Race State | Finished |

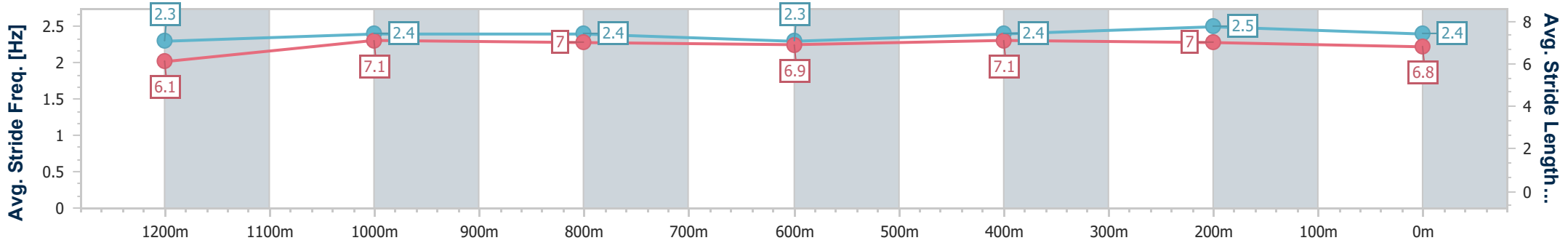
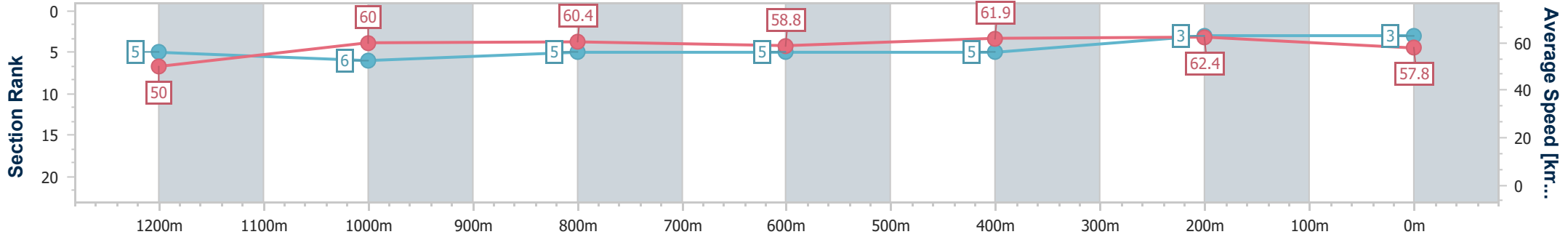


Eagle Farm QLD Professional
 Race 8: LADBROKES EASY FORM Class 1 Handicap - 1400m
 08 May 2024 - 16:04
 Track Rating: Soft 7, Weather: Fine, Rail Position: +11m Entire



BRISBANE
RACING CLUB

| Section | Overall | 1200m | 1000m | 800m | 600m | 400m | 200m |
|------------------------|--------------------------|--------------------------|--------------------------|--------------------------|--------------------------|--------------------------|--------------------------|
| Section Times | 1:26.76 [3] (0:14.46) | 1:12.30 [5] (0:12.04) | 1:00.26 [6] (0:12.18) | 0:48.08 [5] (0:12.36) | 0:35.72 [5] (0:11.75) | 0:23.97 [5] (0:11.57) | 0:12.40 [3] (0:12.40) |
| Average Speed [km/h] | 50.0 | 60.0 | 60.4 | 58.8 | 61.9 | 62.4 | 57.8 |
| Top Speed [km/h] | 60.6 | 60.6 | 61.6 | 59.9 | 62.5 | 63.0 | 61.2 |
| Avg. Dist. to Rail [m] | 4.4 | 3.8 | 4.3 | 3.0 | 1.8 | 7.1 | 7.1 |
| Avg. Stride Freq. [Hz] | 2.3 | 2.4 | 2.4 | 2.3 | 2.4 | 2.5 | 2.4 |
| Avg. Stride Length [m] | 6.1 | 7.1 | 7.0 | 6.9 | 7.1 | 7.0 | 6.8 |



- [] Ranking at each section and finish
- .-.- No data available at this section
- NA No data available



| | |
|--------------------------------|----------------|
| Horse/Jockey Name | Loose Unit |
| Final Rank | 4 |
| Fastest Section Time (Section) | 0:11.62 (400m) |
| Top Speed [km/h] (Section) | 63.8 (400m) |
| Race State | Finished |

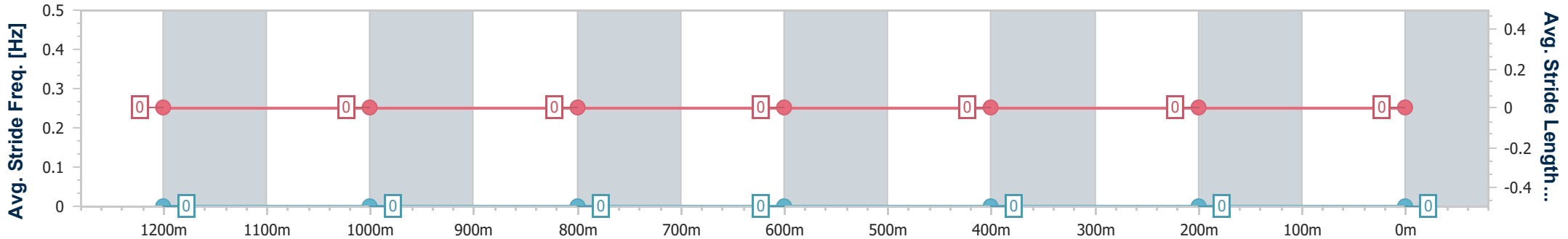
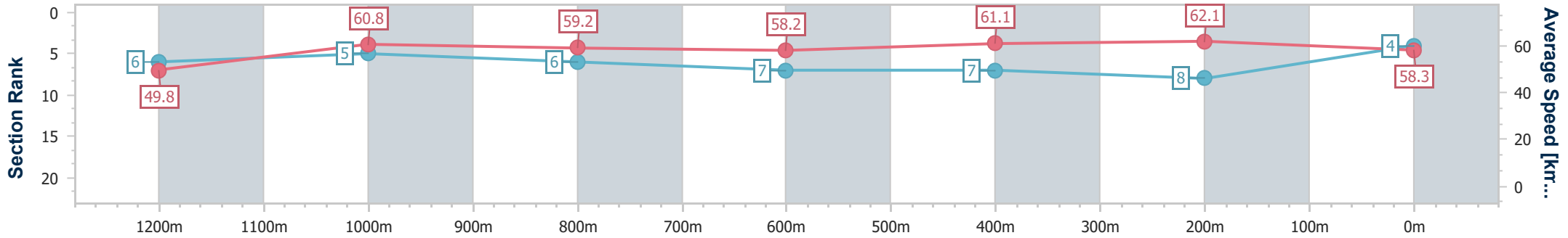


Eagle Farm QLD Professional
 Race 8: LADBROKES EASY FORM Class 1 Handicap - 1400m
 08 May 2024 - 16:04
 Track Rating: Soft 7, Weather: Fine, Rail Position: +11m Entire



BRISBANE
RACING CLUB

| Section | Overall | 1200m | 1000m | 800m | 600m | 400m | 200m |
|------------------------|--------------------------|--------------------------|--------------------------|--------------------------|--------------------------|--------------------------|--------------------------|
| Section Times | 1:27.00 [4] (0:14.49) | 1:12.51 [6] (0:11.92) | 1:00.59 [5] (0:12.28) | 0:48.31 [6] (0:12.50) | 0:35.81 [7] (0:11.84) | 0:23.97 [7] (0:11.62) | 0:12.35 [8] (0:12.35) |
| Average Speed [km/h] | 49.8 | 60.8 | 59.2 | 58.2 | 61.1 | 62.1 | 58.3 |
| Top Speed [km/h] | 61.7 | 61.5 | 60.6 | 59.8 | 62.9 | 63.8 | 60.6 |
| Avg. Dist. to Rail [m] | 3.8 | 3.2 | 2.4 | 2.2 | 1.5 | 5.2 | 6.3 |
| Avg. Stride Freq. [Hz] | --- | --- | --- | --- | --- | --- | --- |
| Avg. Stride Length [m] | --- | --- | --- | --- | --- | --- | --- |



- [] Ranking at each section and finish
- No data available at this section
- NA No data available



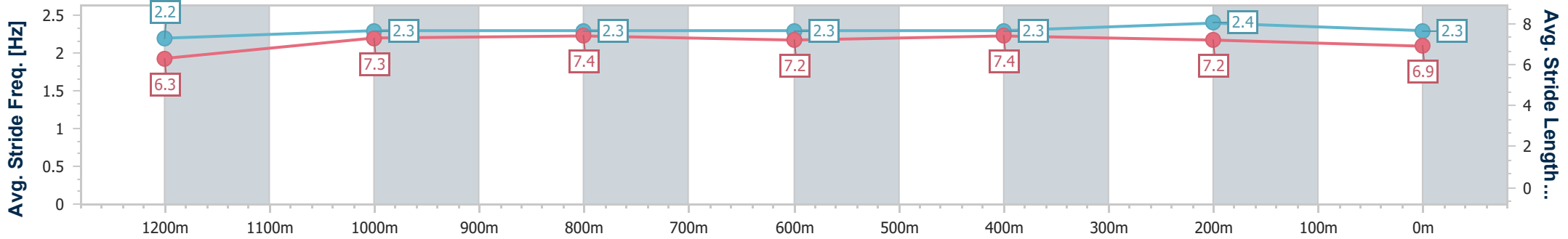
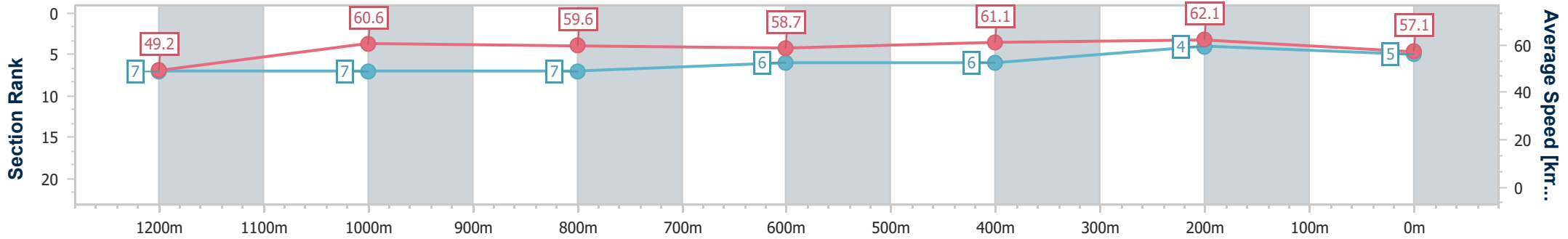
| | |
|--------------------------------|----------------|
| Horse/Jockey Name | Savileo |
| Final Rank | 5 |
| Fastest Section Time (Section) | 0:11.63 (400m) |
| Top Speed [km/h] (Section) | 63.6 (400m) |
| Race State | Finished |



Eagle Farm QLD Professional
 Race 8: LADBROKES EASY FORM Class 1 Handicap - 1400m
 08 May 2024 - 16:04
 Track Rating: Soft 7, Weather: Fine, Rail Position: +11m Entire



| Section | Overall | 1200m | 1000m | 800m | 600m | 400m | 200m |
|------------------------|--------------------------|--------------------------|--------------------------|--------------------------|--------------------------|--------------------------|--------------------------|
| Section Times | 1:27.02 [5] (0:14.63) | 1:12.39 [7] (0:11.91) | 1:00.48 [7] (0:12.19) | 0:48.29 [7] (0:12.31) | 0:35.98 [6] (0:11.77) | 0:24.21 [6] (0:11.63) | 0:12.58 [4] (0:12.58) |
| Average Speed [km/h] | 49.2 | 60.6 | 59.6 | 58.7 | 61.1 | 62.1 | 57.1 |
| Top Speed [km/h] | 60.4 | 61.4 | 60.7 | 59.9 | 62.9 | 63.6 | 59.7 |
| Avg. Dist. to Rail [m] | 2.4 | 2.3 | 1.6 | 1.0 | 0.3 | 1.9 | 2.0 |
| Avg. Stride Freq. [Hz] | 2.2 | 2.3 | 2.3 | 2.3 | 2.3 | 2.4 | 2.3 |
| Avg. Stride Length [m] | 6.3 | 7.3 | 7.4 | 7.2 | 7.4 | 7.2 | 6.9 |



- [] Ranking at each section and finish
- .-.- No data available at this section
- NA No data available



| | |
|--------------------------------|-----------------|
| Horse/Jockey Name | Easterly |
| Final Rank | 6 |
| Fastest Section Time (Section) | 0:11.73 (1200m) |
| Top Speed [km/h] (Section) | 62.9 (1200m) |
| Race State | Finished |

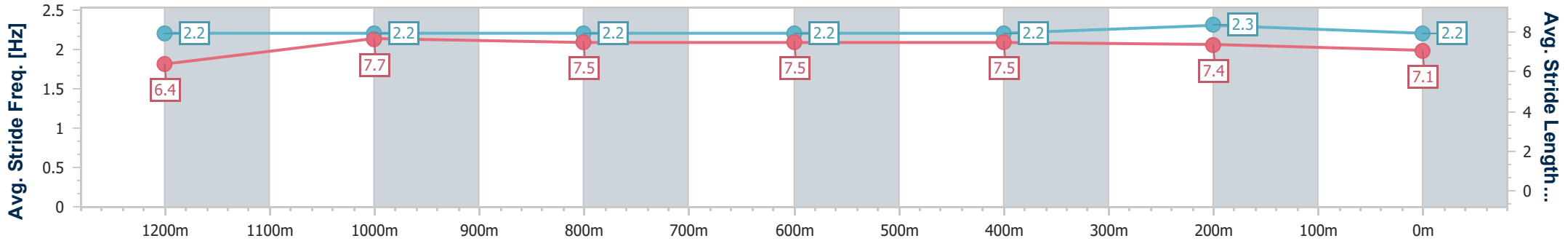
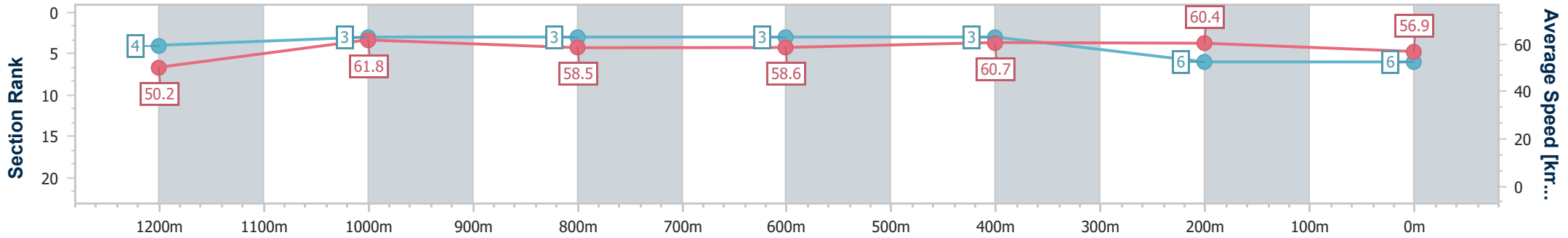


Eagle Farm QLD Professional
 Race 8: LADBROKES EASY FORM Class 1 Handicap - 1400m
 08 May 2024 - 16:04
 Track Rating: Soft 7, Weather: Fine, Rail Position: +11m Entire



BRISBANE
 RACING CLUB

| Section | Overall | 1200m | 1000m | 800m | 600m | 400m | 200m |
|------------------------|--------------------------|--------------------------|--------------------------|--------------------------|--------------------------|--------------------------|--------------------------|
| Section Times | 1:27.21 [6] (0:14.35) | 1:12.86 [4] (0:11.73) | 1:01.13 [3] (0:12.37) | 0:48.76 [3] (0:12.34) | 0:36.42 [3] (0:11.85) | 0:24.57 [3] (0:11.89) | 0:12.68 [6] (0:12.68) |
| Average Speed [km/h] | 50.2 | 61.8 | 58.5 | 58.6 | 60.7 | 60.4 | 56.9 |
| Top Speed [km/h] | 61.1 | 62.9 | 60.3 | 59.4 | 61.7 | 62.8 | 59.2 |
| Avg. Dist. to Rail [m] | 2.3 | 2.2 | 1.6 | 0.6 | 0.4 | 1.0 | 0.2 |
| Avg. Stride Freq. [Hz] | 2.2 | 2.2 | 2.2 | 2.2 | 2.2 | 2.3 | 2.2 |
| Avg. Stride Length [m] | 6.4 | 7.7 | 7.5 | 7.5 | 7.5 | 7.4 | 7.1 |



- [] Ranking at each section and finish
- .-.- No data available at this section
- NA No data available



| | |
|--------------------------------|----------------|
| Horse/Jockey Name | South Sea |
| Final Rank | 7 |
| Fastest Section Time (Section) | 0:11.75 (400m) |
| Top Speed [km/h] (Section) | 62.8 (400m) |
| Race State | Finished |

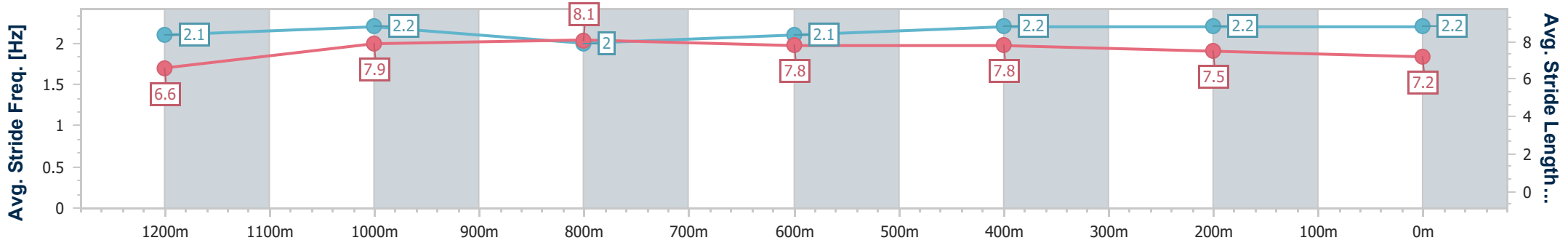
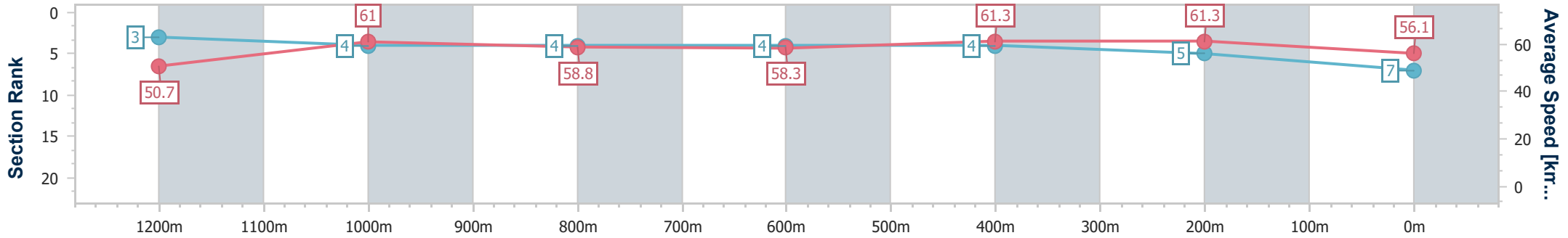


Eagle Farm QLD Professional
 Race 8: LADBROKES EASY FORM Class 1 Handicap - 1400m
 08 May 2024 - 16:04
 Track Rating: Soft 7, Weather: Fine, Rail Position: +11m Entire



BRISBANE
RACING CLUB

| Section | Overall | 1200m | 1000m | 800m | 600m | 400m | 200m |
|------------------------|--------------------------|--------------------------|--------------------------|--------------------------|--------------------------|--------------------------|--------------------------|
| Section Times | 1:27.27 [7] (0:14.24) | 1:13.03 [3] (0:11.84) | 1:01.19 [4] (0:12.38) | 0:48.81 [4] (0:12.41) | 0:36.40 [4] (0:11.83) | 0:24.57 [4] (0:11.75) | 0:12.82 [5] (0:12.82) |
| Average Speed [km/h] | 50.7 | 61.0 | 58.8 | 58.3 | 61.3 | 61.3 | 56.1 |
| Top Speed [km/h] | 61.4 | 61.5 | 60.2 | 59.8 | 62.4 | 62.8 | 58.9 |
| Avg. Dist. to Rail [m] | 2.6 | 2.4 | 2.2 | 1.7 | 1.3 | 4.2 | 3.3 |
| Avg. Stride Freq. [Hz] | 2.1 | 2.2 | 2.0 | 2.1 | 2.2 | 2.2 | 2.2 |
| Avg. Stride Length [m] | 6.6 | 7.9 | 8.1 | 7.8 | 7.8 | 7.5 | 7.2 |



- [] Ranking at each section and finish
- .-.- No data available at this section
- NA No data available



| | |
|--------------------------------|----------------|
| Horse/Jockey Name | Dark Tangent |
| Final Rank | 8 |
| Fastest Section Time (Section) | 0:11.62 (400m) |
| Top Speed [km/h] (Section) | 63.8 (400m) |
| Race State | Finished |

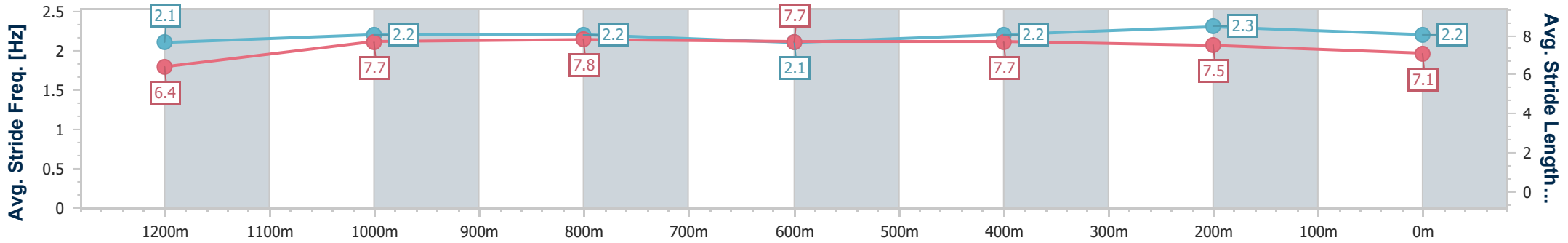
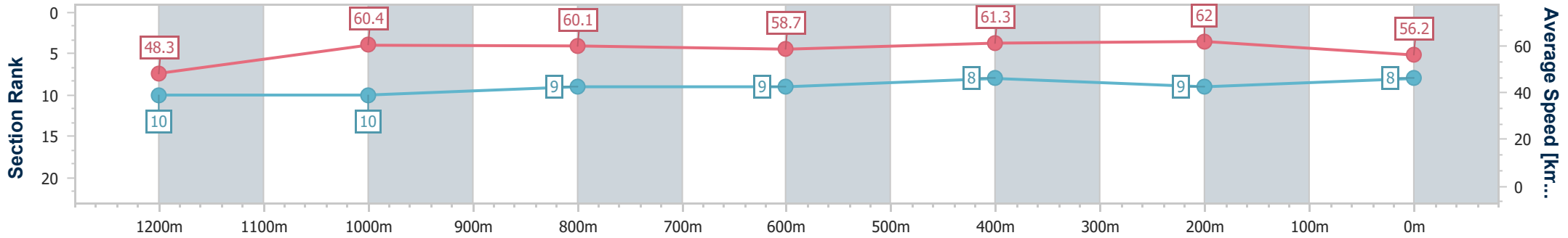


Eagle Farm QLD Professional
 Race 8: LADBROKES EASY FORM Class 1 Handicap - 1400m
 08 May 2024 - 16:04
 Track Rating: Soft 7, Weather: Fine, Rail Position: +11m Entire



BRISBANE
 RACING CLUB

| Section | Overall | 1200m | 1000m | 800m | 600m | 400m | 200m |
|------------------------|--------------------------|---------------------------|---------------------------|--------------------------|--------------------------|--------------------------|--------------------------|
| Section Times | 1:27.53 [8] (0:14.92) | 1:12.61 [10] (0:11.97) | 1:00.64 [10] (0:12.10) | 0:48.54 [9] (0:12.40) | 0:36.14 [9] (0:11.72) | 0:24.42 [8] (0:11.62) | 0:12.80 [9] (0:12.80) |
| Average Speed [km/h] | 48.3 | 60.4 | 60.1 | 58.7 | 61.3 | 62.0 | 56.2 |
| Top Speed [km/h] | 61.1 | 61.2 | 60.9 | 60.2 | 63.0 | 63.8 | 59.4 |
| Avg. Dist. to Rail [m] | 3.0 | 1.9 | 2.3 | 2.2 | 0.4 | 0.2 | 1.1 |
| Avg. Stride Freq. [Hz] | 2.1 | 2.2 | 2.2 | 2.1 | 2.2 | 2.3 | 2.2 |
| Avg. Stride Length [m] | 6.4 | 7.7 | 7.8 | 7.7 | 7.7 | 7.5 | 7.1 |



- [] Ranking at each section and finish
- .-.- No data available at this section
- NA No data available



| | |
|--------------------------------|----------------|
| Horse/Jockey Name | Prosperina |
| Final Rank | 9 |
| Fastest Section Time (Section) | 0:11.62 (400m) |
| Top Speed [km/h] (Section) | 63.6 (400m) |
| Race State | Finished |

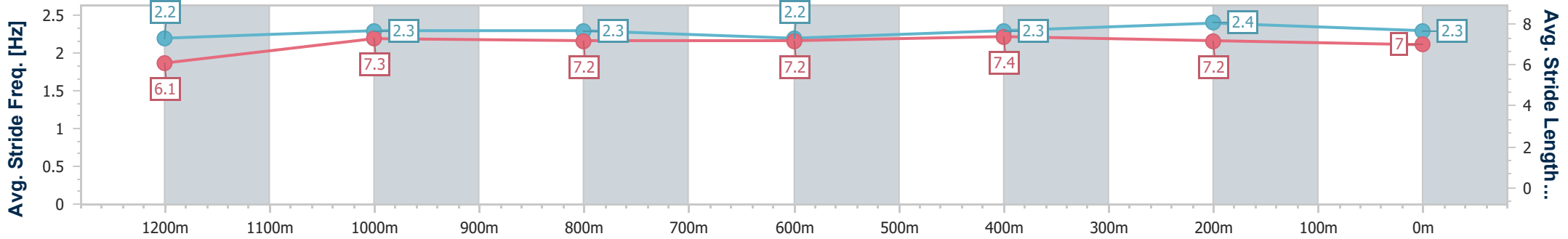
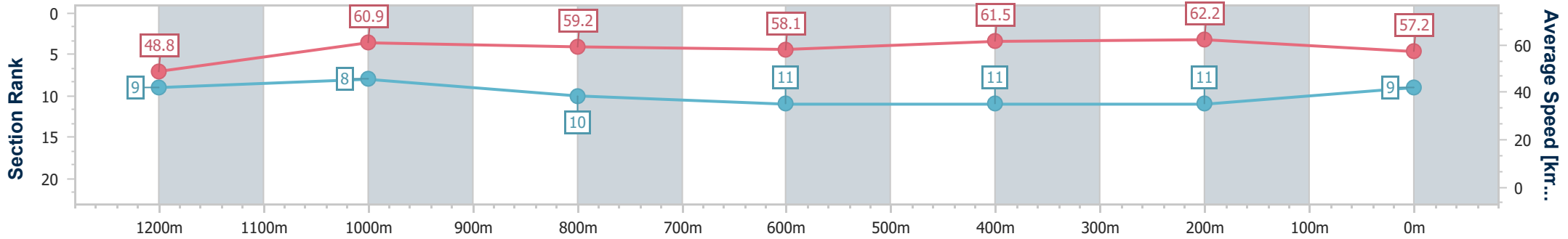


Eagle Farm QLD Professional
 Race 8: LADBROKES EASY FORM Class 1 Handicap - 1400m
 08 May 2024 - 16:04
 Track Rating: Soft 7, Weather: Fine, Rail Position: +11m Entire



BRISBANE
 RACING CLUB

| Section | Overall | 1200m | 1000m | 800m | 600m | 400m | 200m |
|------------------------|--------------------------|--------------------------|--------------------------|---------------------------|---------------------------|---------------------------|---------------------------|
| Section Times | 1:27.61 [9] (0:14.75) | 1:12.86 [9] (0:11.92) | 1:00.94 [8] (0:12.33) | 0:48.61 [10] (0:12.60) | 0:36.01 [11] (0:11.82) | 0:24.19 [11] (0:11.62) | 0:12.57 [11] (0:12.57) |
| Average Speed [km/h] | 48.8 | 60.9 | 59.2 | 58.1 | 61.5 | 62.2 | 57.2 |
| Top Speed [km/h] | 62.0 | 62.0 | 61.7 | 59.4 | 62.8 | 63.6 | 59.4 |
| Avg. Dist. to Rail [m] | 4.0 | 2.7 | 3.5 | 3.5 | 2.4 | 5.6 | 4.5 |
| Avg. Stride Freq. [Hz] | 2.2 | 2.3 | 2.3 | 2.2 | 2.3 | 2.4 | 2.3 |
| Avg. Stride Length [m] | 6.1 | 7.3 | 7.2 | 7.2 | 7.4 | 7.2 | 7.0 |



- [] Ranking at each section and finish
- .-.- No data available at this section
- NA No data available



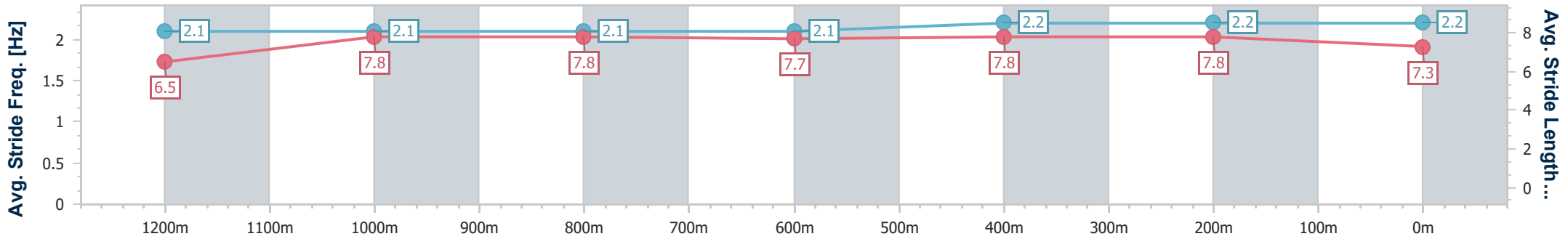
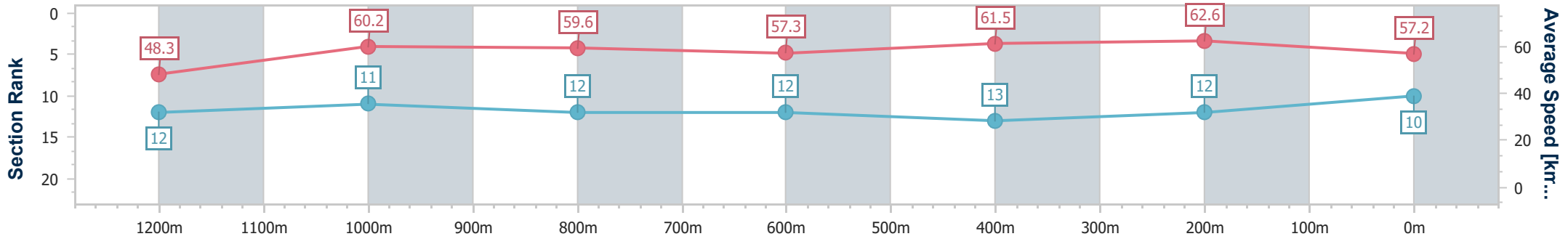
| | |
|--------------------------------|----------------|
| Horse/Jockey Name | Silver Goddess |
| Final Rank | 10 |
| Fastest Section Time (Section) | 0:11.50 (400m) |
| Top Speed [km/h] (Section) | 63.9 (400m) |
| Race State | Finished |



Eagle Farm QLD Professional
 Race 8: LADBROKES EASY FORM Class 1 Handicap - 1400m
 08 May 2024 - 16:04
 Track Rating: Soft 7, Weather: Fine, Rail Position: +11m Entire



| Section | Overall | 1200m | 1000m | 800m | 600m | 400m | 200m |
|------------------------|---------------------------|---------------------------|---------------------------|---------------------------|---------------------------|---------------------------|---------------------------|
| Section Times | 1:27.66 [10] (0:14.96) | 1:12.70 [12] (0:11.99) | 1:00.71 [11] (0:12.21) | 0:48.50 [12] (0:12.63) | 0:35.87 [12] (0:11.80) | 0:24.07 [13] (0:11.50) | 0:12.57 [12] (0:12.57) |
| Average Speed [km/h] | 48.3 | 60.2 | 59.6 | 57.3 | 61.5 | 62.6 | 57.2 |
| Top Speed [km/h] | 61.4 | 61.2 | 61.3 | 59.0 | 63.4 | 63.9 | 60.6 |
| Avg. Dist. to Rail [m] | 5.3 | 2.9 | 2.1 | 1.6 | 1.5 | 2.9 | 3.2 |
| Avg. Stride Freq. [Hz] | 2.1 | 2.1 | 2.1 | 2.1 | 2.2 | 2.2 | 2.2 |
| Avg. Stride Length [m] | 6.5 | 7.8 | 7.8 | 7.7 | 7.8 | 7.8 | 7.3 |



- [] Ranking at each section and finish
- .-.- No data available at this section
- NA No data available



| | |
|--------------------------------|----------------|
| Horse/Jockey Name | Cool Kaap |
| Final Rank | 11 |
| Fastest Section Time (Section) | 0:11.59 (400m) |
| Top Speed [km/h] (Section) | 63.0 (400m) |
| Race State | Finished |

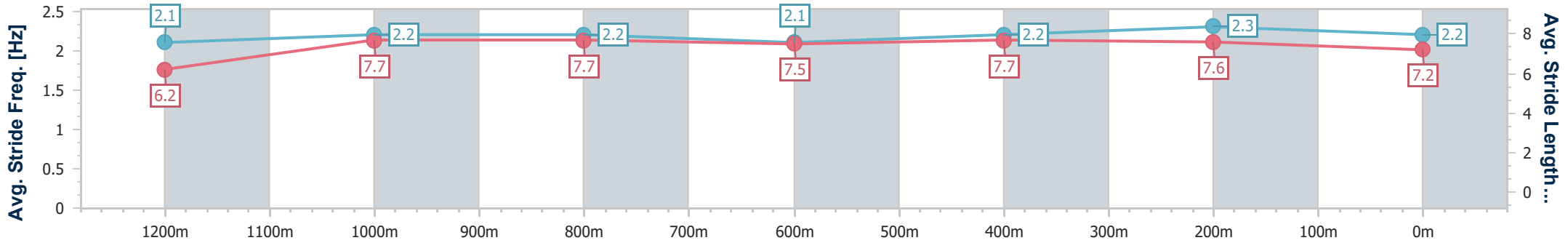
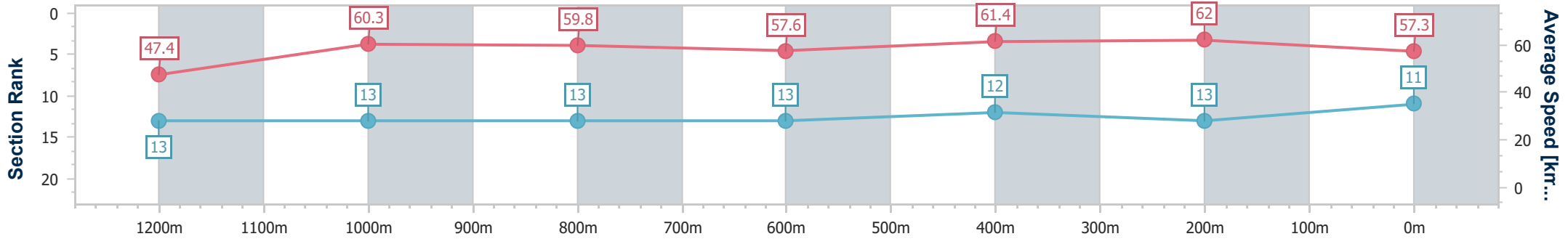


Eagle Farm QLD Professional
 Race 8: LADBROKES EASY FORM Class 1 Handicap - 1400m
 08 May 2024 - 16:04
 Track Rating: Soft 7, Weather: Fine, Rail Position: +11m Entire



BRISBANE
 RACING CLUB

| Section | Overall | 1200m | 1000m | 800m | 600m | 400m | 200m |
|------------------------|---------------------------|---------------------------|---------------------------|---------------------------|---------------------------|---------------------------|---------------------------|
| Section Times | 1:27.75 [11] (0:15.22) | 1:12.53 [13] (0:11.97) | 1:00.56 [13] (0:12.05) | 0:48.51 [13] (0:12.58) | 0:35.93 [13] (0:11.76) | 0:24.17 [12] (0:11.59) | 0:12.58 [13] (0:12.58) |
| Average Speed [km/h] | 47.4 | 60.3 | 59.8 | 57.6 | 61.4 | 62.0 | 57.3 |
| Top Speed [km/h] | 59.5 | 61.0 | 61.7 | 59.9 | 62.6 | 63.0 | 60.3 |
| Avg. Dist. to Rail [m] | 6.4 | 1.5 | 0.6 | 0.9 | 0.5 | 1.2 | 0.8 |
| Avg. Stride Freq. [Hz] | 2.1 | 2.2 | 2.2 | 2.1 | 2.2 | 2.3 | 2.2 |
| Avg. Stride Length [m] | 6.2 | 7.7 | 7.7 | 7.5 | 7.7 | 7.6 | 7.2 |



- [] Ranking at each section and finish
- .-.- No data available at this section
- NA No data available



| | |
|--------------------------------|------------------|
| Horse/Jockey Name | Whiskey And Beer |
| Final Rank | 12 |
| Fastest Section Time (Section) | 0:11.74 (600m) |
| Top Speed [km/h] (Section) | 63.0 (600m) |
| Race State | Finished |

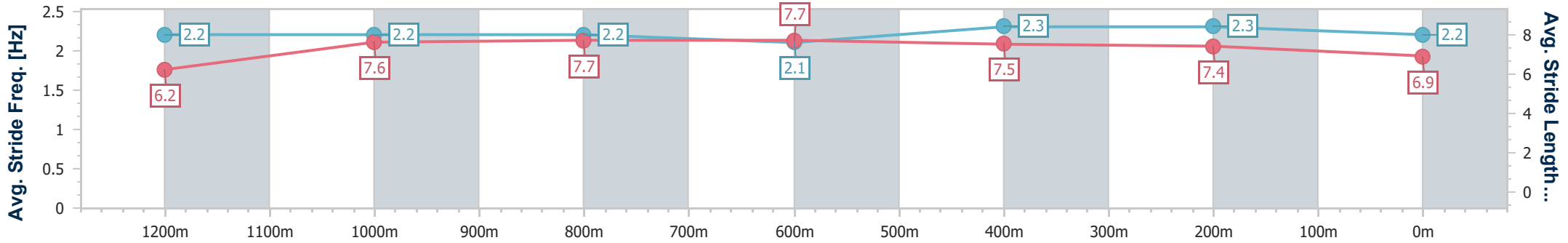
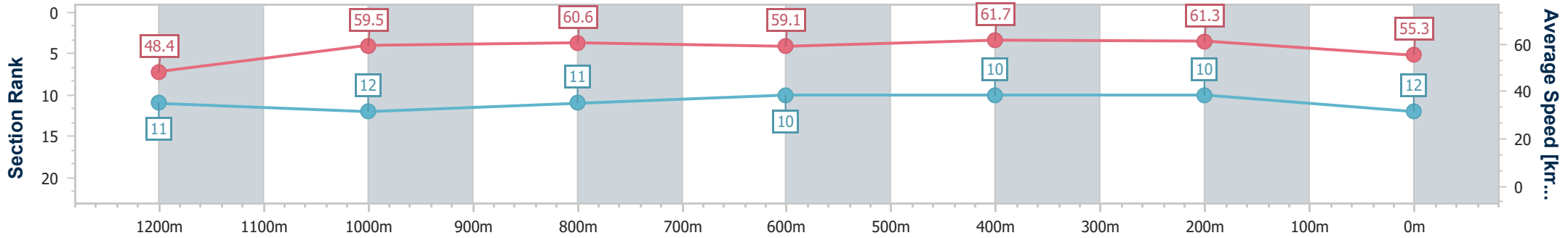


Eagle Farm QLD Professional
 Race 8: LADBROKES EASY FORM Class 1 Handicap - 1400m
 08 May 2024 - 16:04
 Track Rating: Soft 7, Weather: Fine, Rail Position: +11m Entire



BRISBANE
 RACING CLUB

| Section | Overall | 1200m | 1000m | 800m | 600m | 400m | 200m |
|------------------------|---------------------------|---------------------------|---------------------------|---------------------------|---------------------------|---------------------------|---------------------------|
| Section Times | 1:28.04 [12] (0:14.94) | 1:13.10 [11] (0:12.16) | 1:00.94 [12] (0:12.05) | 0:48.89 [11] (0:12.36) | 0:36.53 [10] (0:11.74) | 0:24.79 [10] (0:11.78) | 0:13.01 [10] (0:13.01) |
| Average Speed [km/h] | 48.4 | 59.5 | 60.6 | 59.1 | 61.7 | 61.3 | 55.3 |
| Top Speed [km/h] | 61.4 | 61.1 | 61.7 | 60.5 | 63.0 | 62.8 | 60.4 |
| Avg. Dist. to Rail [m] | 7.6 | 3.8 | 3.0 | 2.5 | 2.1 | 5.5 | 7.7 |
| Avg. Stride Freq. [Hz] | 2.2 | 2.2 | 2.2 | 2.1 | 2.3 | 2.3 | 2.2 |
| Avg. Stride Length [m] | 6.2 | 7.6 | 7.7 | 7.7 | 7.5 | 7.4 | 6.9 |



- [] Ranking at each section and finish
- .-.- No data available at this section
- NA No data available



| | |
|--------------------------------|------------------|
| Horse/Jockey Name | Boom In The Dark |
| Final Rank | 13 |
| Fastest Section Time (Section) | 0:11.66 (1200m) |
| Top Speed [km/h] (Section) | 64.0 (1200m) |
| Race State | Finished |

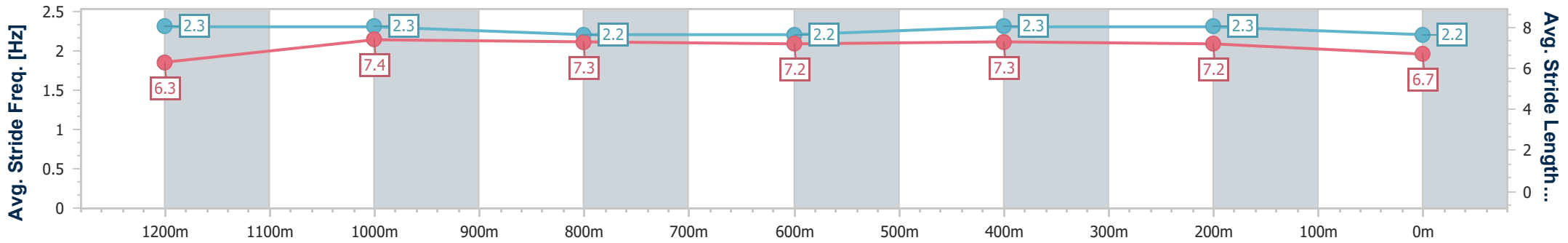
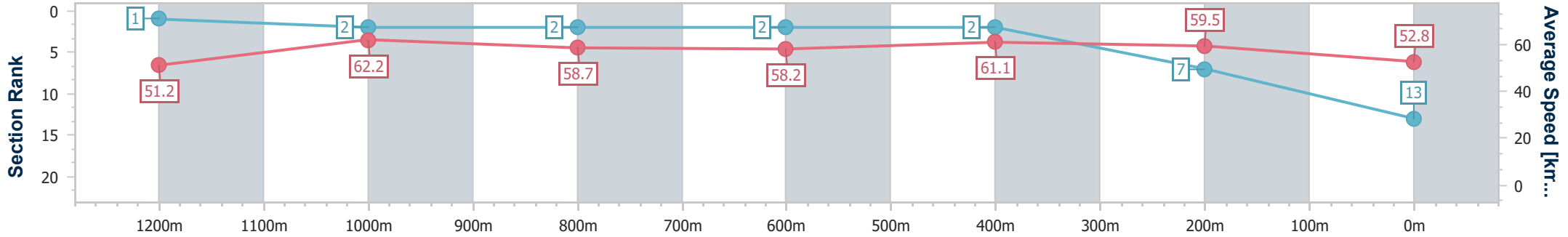


Eagle Farm QLD Professional
 Race 8: LADBROKES EASY FORM Class 1 Handicap - 1400m
 08 May 2024 - 16:04
 Track Rating: Soft 7, Weather: Fine, Rail Position: +11m Entire



BRISBANE
 RACING CLUB

| Section | Overall | 1200m | 1000m | 800m | 600m | 400m | 200m |
|------------------------|---------------------------|--------------------------|--------------------------|--------------------------|--------------------------|--------------------------|--------------------------|
| Section Times | 1:28.21 [13] (0:14.07) | 1:14.14 [1] (0:11.66) | 1:02.48 [2] (0:12.40) | 0:50.08 [2] (0:12.51) | 0:37.57 [2] (0:11.85) | 0:25.72 [2] (0:12.13) | 0:13.59 [7] (0:13.59) |
| Average Speed [km/h] | 51.2 | 62.2 | 58.7 | 58.2 | 61.1 | 59.5 | 52.8 |
| Top Speed [km/h] | 62.7 | 64.0 | 59.7 | 58.9 | 62.3 | 61.4 | 56.5 |
| Avg. Dist. to Rail [m] | 2.1 | 3.0 | 2.8 | 2.8 | 1.3 | 3.7 | 4.0 |
| Avg. Stride Freq. [Hz] | 2.3 | 2.3 | 2.2 | 2.2 | 2.3 | 2.3 | 2.2 |
| Avg. Stride Length [m] | 6.3 | 7.4 | 7.3 | 7.2 | 7.3 | 7.2 | 6.7 |



- [] Ranking at each section and finish
- .-.- No data available at this section
- NA No data available



Eagle Farm QLD Professional

Race 9: SOUTHS SPORTS CLUB BENCHMARK 68 Handicap - 1200m

08 May 2024 - 16:39



BRISBANE
RACING CLUB

Track Rating: Soft 7, Weather: Fine, Rail Position: +11m Entire

| Section | | Field Times | | | | | | | | | | Last 600m | | | | |
|---------|--|----------------------|----------------------|----------------------|---------------------------|---------------------------|---------------------------|---------------------------|---------------------------|---------------------------|---------|-----------|-----------|----|--------|------------------------|
| Section | Field Times | Overall | 1000m | 800m | 600m | 400m | 200m | | | | | | Last 600m | | | |
| | | 1:12.63 (0:13.65) | 0:58.98 (0:11.65) | 0:47.33 (0:12.00) | 0:35.33 (0:11.43) | 0:23.90 (0:11.29) | 0:12.61 (0:12.61) | | | | | | 0:35.33 | | | |
| Rank | TAB Horse/Jockey | Barrier | Top Speed [km/h] | Fastest Section | | | | | | | | | | | Margin | Distance Travelled [m] |
| 1 | 9 METALART Michael Rodd | 13 | 67.2 Overall | 0:11.29 400m | 1:12.63 [1] (0:13.65) | 0:58.98 [1] (0:11.65) | 0:47.33 [1] (0:12.00) | 0:35.33 [1] (0:11.43) | 0:23.90 [1] (0:11.29) | 0:12.61 [1] (0:12.61) | 1:12.63 | | 0:35.33 | | | |
| 2 | 7 GREAT ASPIRATIONS Ryan Maloney | 1 | 67.1 600m | 0:11.20 400m | 1:12.66 [2] (0:14.16) | 0:58.50 [5] (0:11.72) | 0:46.78 [5] (0:11.95) | 0:34.83 [5] (0:11.39) | 0:23.44 [5] (0:11.20) | 0:12.24 [4] (0:12.24) | 0.03L | | 0:34.83 | +1 | | |
| 3 | 8 SELOUS Andrew Mallyon | 3 | 65.6 400m | 0:11.14 400m | 1:12.79 [3] (0:14.34) | 0:58.45 [7] (0:11.68) | 0:46.77 [6] (0:11.85) | 0:34.92 [6] (0:11.49) | 0:23.43 [6] (0:11.14) | 0:12.29 [5] (0:12.29) | 0.13L | | 0:34.92 | +1 | | |
| 4 | 6 RADIANT REMI Tahlia Fenlon | 5 | 65.2 600m | 0:11.35 400m | 1:12.95 [4] (0:13.92) | 0:59.03 [3] (0:11.73) | 0:47.30 [3] (0:11.89) | 0:35.41 [3] (0:11.46) | 0:23.95 [3] (0:11.35) | 0:12.60 [2] (0:12.60) | 0.16L | | 0:35.41 | -5 | | |
| 5 | 3 HANG FIVE Justin Huxtable | 11 | 65.6 600m | 0:11.43 600m | 1:13.14 [5] (0:14.08) | 0:59.06 [4] (0:11.79) | 0:47.27 [4] (0:11.92) | 0:35.35 [4] (0:11.43) | 0:23.92 [4] (0:11.43) | 0:12.49 [6] (0:12.49) | 0.19L | | 0:35.35 | -2 | | |
| 6 | 10 AMATHUBA James Orman | 12 | 66.1 400m | 0:11.15 400m | 1:13.21 [6] (0:14.79) | 0:58.42 [11] (0:11.81) | 0:46.61 [11] (0:11.94) | 0:34.67 [10] (0:11.33) | 0:23.34 [9] (0:11.15) | 0:12.19 [8] (0:12.19) | 0.07L | | 0:34.67 | -4 | | |
| 7 | 13 DISCERNING Jim Byrne | 7 | 65.1 400m | 0:11.34 400m | 1:13.22 [7] (0:14.51) | 0:58.71 [8] (0:11.84) | 0:46.87 [8] (0:11.90) | 0:34.97 [8] (0:11.37) | 0:23.60 [7] (0:11.34) | 0:12.26 [7] (0:12.26) | 0.01L | | 0:34.97 | -1 | | |
| 8 | 16 CELESTIAL HARBOUR Kyle Wilson-Taylor | 2 | 64.4 400m | 0:11.38 400m | 1:13.45 [8] (0:14.33) | 0:59.12 [6] (0:11.87) | 0:47.25 [7] (0:11.96) | 0:35.29 [7] (0:11.49) | 0:23.80 [8] (0:11.38) | 0:12.42 [9] (0:12.42) | 0.23L | | 0:35.29 | -2 | | |
| 9 | 12 MISSION OF LOVE Robbie Dolan | 8 | 65.2 400m | 0:11.43 400m | 1:13.45 [9] (0:14.75) | 0:58.70 [10] (0:11.73) | 0:46.97 [9] (0:11.92) | 0:35.05 [9] (0:11.51) | 0:23.54 [10] (0:11.43) | 0:12.11 [10] (0:12.11) | 0L | | 0:35.05 | -4 | | |
| 10 | 18 SCRIPT WRITER Martin Harley | 9 | 64.3 600m | 0:11.40 600m | 1:13.70 [10] (0:13.83) | 0:59.87 [2] (0:11.68) | 0:48.19 [2] (0:11.89) | 0:36.30 [2] (0:11.40) | 0:24.90 [2] (0:11.60) | 0:13.30 [3] (0:13.30) | 0.25L | | 0:36.30 | +0 | | |

Scratched: Master Copy (#4), Thankful Heart (#14), Victory Win (#17), Empress Of Wonder (#11), Minks Star (#1), Mio Sorrento (#5), Tanker (#2), Drop The Mic (#15)

[] Ranking at each section and finish
-:--:- No data available at this section
NA No data available

SCN Saddle cloth number
DNF Did not finish
DNT Did not track



Eagle Farm QLD Professional

Race 9: SOUTHS SPORTS CLUB BENCHMARK 68 Handicap - 1200m

08 May 2024 - 16:39



BRISBANE
RACING CLUB

Track Rating: Soft 7, Weather: Fine, Rail Position: +11m Entire

| Section | Overall | 1000m | 800m | 600m | 400m | 200m | Last 600m |
|-------------|----------------------|----------------------|----------------------|----------------------|----------------------|----------------------|-----------|
| Field Times | 1:12.63 (0:13.65) | 0:58.98 (0:11.65) | 0:47.33 (0:12.00) | 0:35.33 (0:11.43) | 0:23.90 (0:11.29) | 0:12.61 (0:12.61) | 0:35.33 |

| Rank | TAB | Horse/Jockey | Barrier | Top Speed [km/h] | Fastest Section | Margin | Distance Travelled [m] |
|------|-----|-----------------|---------|------------------|-----------------|--------|------------------------|
| 11 | 19 | BUNDYANDCOKE | 10 | 64.4 | 0:11.43 | 0.29L | +2 |
| | | Mark Du Plessis | | 400m | 400m | | |

Scratched: Master Copy (#4), Thankful Heart (#14), Victory Win (#17), Empress Of Wonder (#11), Minks Star (#1), Mio Sorrento (#5), Tanker (#2), Drop The Mic (#15)

[] Ranking at each section and finish
 -:-:- No data available at this section
 NA No data available

SCN Saddle cloth number
 DNF Did not finish
 DNT Did not track



| | |
|--------------------------------|----------------|
| Horse/Jockey Name | Metalart |
| Final Rank | 1 |
| Fastest Section Time (Section) | 0:11.29 (400m) |
| Top Speed [km/h] (Section) | 67.2 (Overall) |
| Race State | Finished |



Eagle Farm QLD Professional
Race 9: SOUTHS SPORTS CLUB BENCHMARK 68 Handicap - 1200m

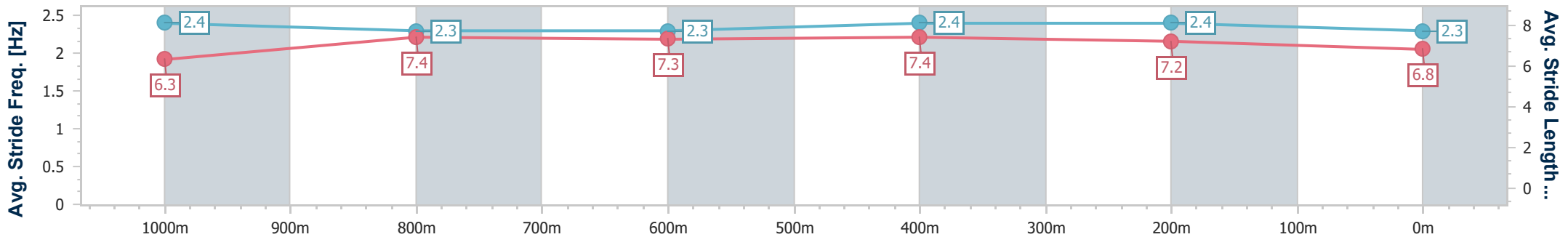
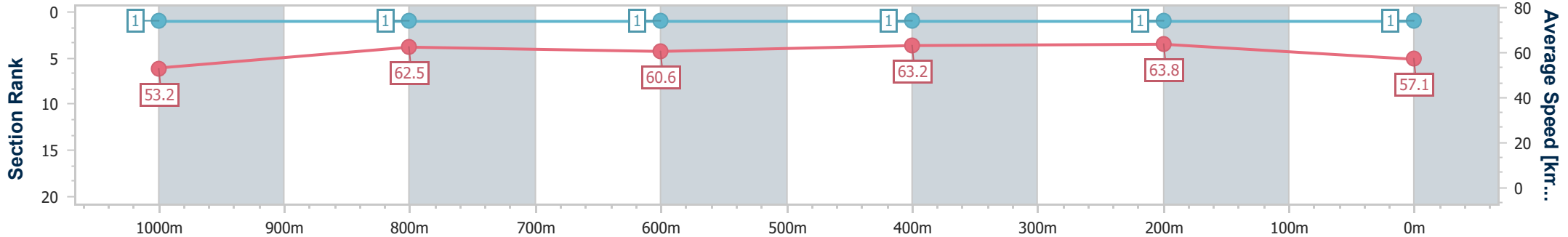


08 May 2024 - 16:39

BRISBANE RACING CLUB

Track Rating: Soft 7, Weather: Fine, Rail Position: +11m Entire

| Section | Overall | 1000m | 800m | 600m | 400m | 200m |
|------------------------|--------------------------|--------------------------|--------------------------|--------------------------|--------------------------|--------------------------|
| Section Times | 1:12.63 [1] (0:13.65) | 0:58.98 [1] (0:11.65) | 0:47.33 [1] (0:12.00) | 0:35.33 [1] (0:11.43) | 0:23.90 [1] (0:11.29) | 0:12.61 [1] (0:12.61) |
| Average Speed [km/h] | 53.2 | 62.5 | 60.6 | 63.2 | 63.8 | 57.1 |
| Top Speed [km/h] | 67.2 | 65.7 | 62.0 | 65.6 | 66.0 | 60.7 |
| Avg. Dist. to Rail [m] | 8.5 | 2.7 | 2.1 | 1.2 | 4.6 | 4.4 |
| Avg. Stride Freq. [Hz] | 2.4 | 2.3 | 2.3 | 2.4 | 2.4 | 2.3 |
| Avg. Stride Length [m] | 6.3 | 7.4 | 7.3 | 7.4 | 7.2 | 6.8 |



- [] Ranking at each section and finish
- .-.- No data available at this section
- NA No data available



| | |
|--------------------------------|-------------------|
| Horse/Jockey Name | Great Aspirations |
| Final Rank | 2 |
| Fastest Section Time (Section) | 0:11.20 (400m) |
| Top Speed [km/h] (Section) | 67.1 (600m) |
| Race State | Finished |



Eagle Farm QLD Professional
Race 9: SOUTHS SPORTS CLUB BENCHMARK 68 Handicap - 1200m

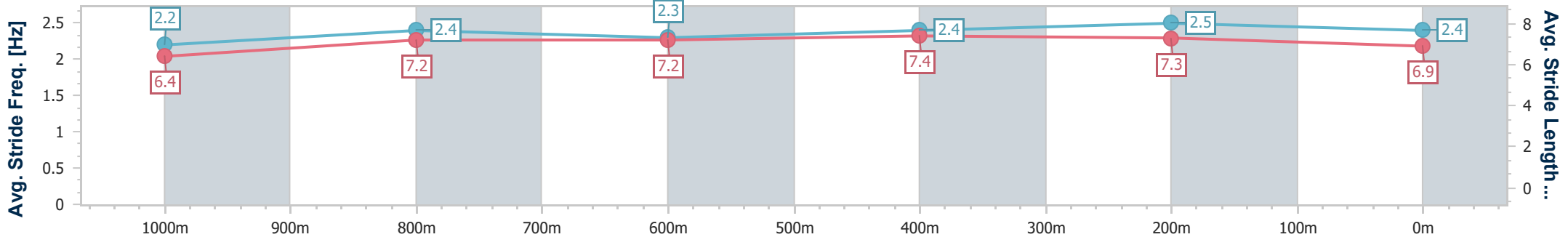
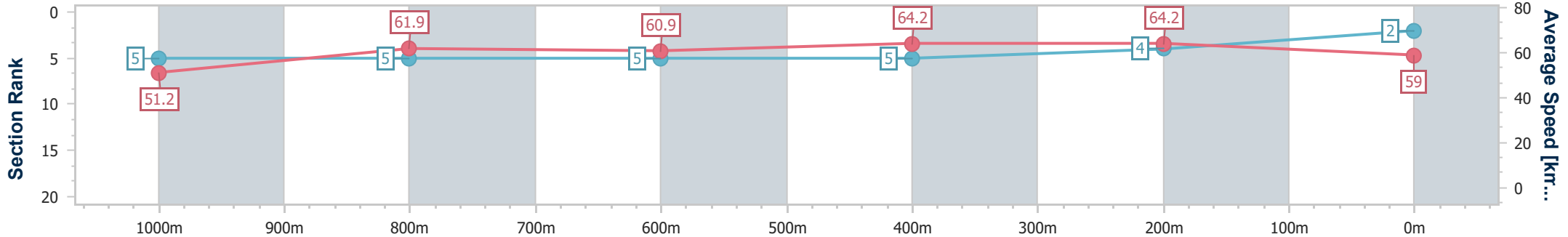


08 May 2024 - 16:39

BRISBANE RACING CLUB

Track Rating: Soft 7, Weather: Fine, Rail Position: +11m Entire

| Section | Overall | 1000m | 800m | 600m | 400m | 200m |
|------------------------|--------------------------|--------------------------|--------------------------|--------------------------|--------------------------|--------------------------|
| Section Times | 1:12.66 [2] (0:14.16) | 0:58.50 [5] (0:11.72) | 0:46.78 [5] (0:11.95) | 0:34.83 [5] (0:11.39) | 0:23.44 [5] (0:11.20) | 0:12.24 [4] (0:12.24) |
| Average Speed [km/h] | 51.2 | 61.9 | 60.9 | 64.2 | 64.2 | 59.0 |
| Top Speed [km/h] | 62.8 | 62.9 | 62.0 | 67.1 | 67.1 | 61.8 |
| Avg. Dist. to Rail [m] | 1.5 | 1.8 | 3.0 | 2.5 | 2.0 | 1.6 |
| Avg. Stride Freq. [Hz] | 2.2 | 2.4 | 2.3 | 2.4 | 2.5 | 2.4 |
| Avg. Stride Length [m] | 6.4 | 7.2 | 7.2 | 7.4 | 7.3 | 6.9 |



- [] Ranking at each section and finish
- .-.- No data available at this section
- NA No data available



| | |
|--------------------------------|----------------|
| Horse/Jockey Name | Selous |
| Final Rank | 3 |
| Fastest Section Time (Section) | 0:11.14 (400m) |
| Top Speed [km/h] (Section) | 65.6 (400m) |
| Race State | Finished |



Eagle Farm QLD Professional
Race 9: SOUTHS SPORTS CLUB BENCHMARK 68 Handicap - 1200m

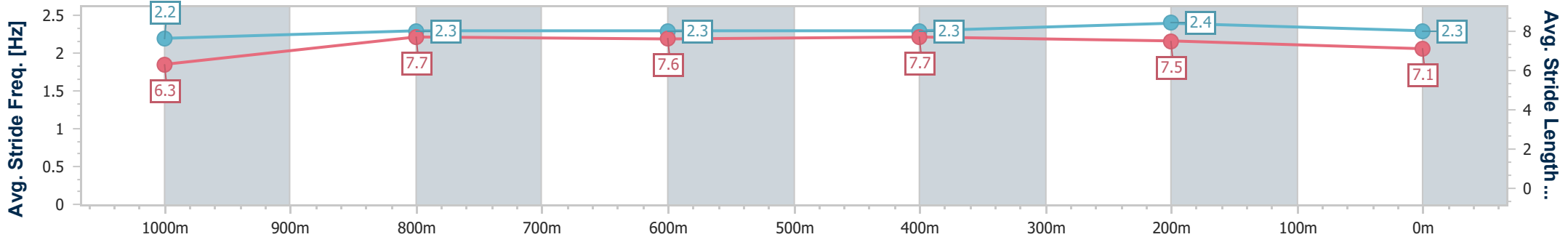
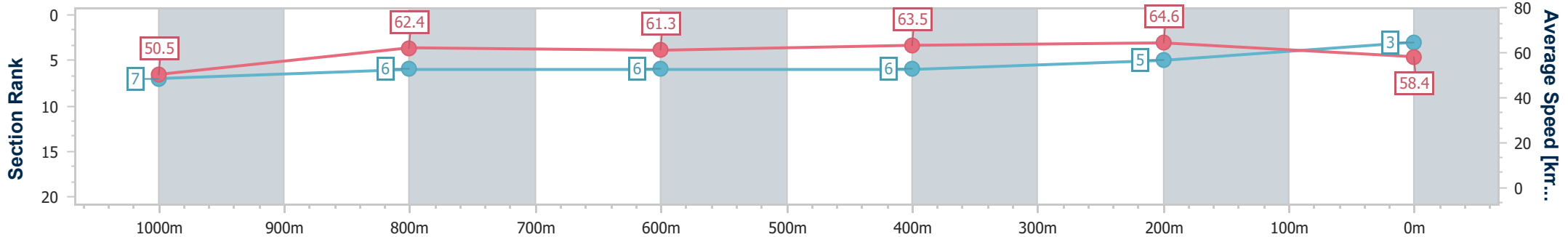


08 May 2024 - 16:39

BRISBANE RACING CLUB

Track Rating: Soft 7, Weather: Fine, Rail Position: +11m Entire

| Section | Overall | 1000m | 800m | 600m | 400m | 200m |
|------------------------|--------------------------|--------------------------|--------------------------|--------------------------|--------------------------|--------------------------|
| Section Times | 1:12.79 [3] (0:14.34) | 0:58.45 [7] (0:11.68) | 0:46.77 [6] (0:11.85) | 0:34.92 [6] (0:11.49) | 0:23.43 [6] (0:11.14) | 0:12.29 [5] (0:12.29) |
| Average Speed [km/h] | 50.5 | 62.4 | 61.3 | 63.5 | 64.6 | 58.4 |
| Top Speed [km/h] | 62.9 | 63.6 | 62.1 | 65.6 | 65.6 | 62.2 |
| Avg. Dist. to Rail [m] | 2.8 | 2.4 | 2.3 | 2.5 | 7.9 | 7.3 |
| Avg. Stride Freq. [Hz] | 2.2 | 2.3 | 2.3 | 2.3 | 2.4 | 2.3 |
| Avg. Stride Length [m] | 6.3 | 7.7 | 7.6 | 7.7 | 7.5 | 7.1 |



- [] Ranking at each section and finish
- .-.- No data available at this section
- NA No data available



| | |
|--------------------------------|----------------|
| Horse/Jockey Name | Radiant Remi |
| Final Rank | 4 |
| Fastest Section Time (Section) | 0:11.35 (400m) |
| Top Speed [km/h] (Section) | 65.2 (600m) |
| Race State | Finished |

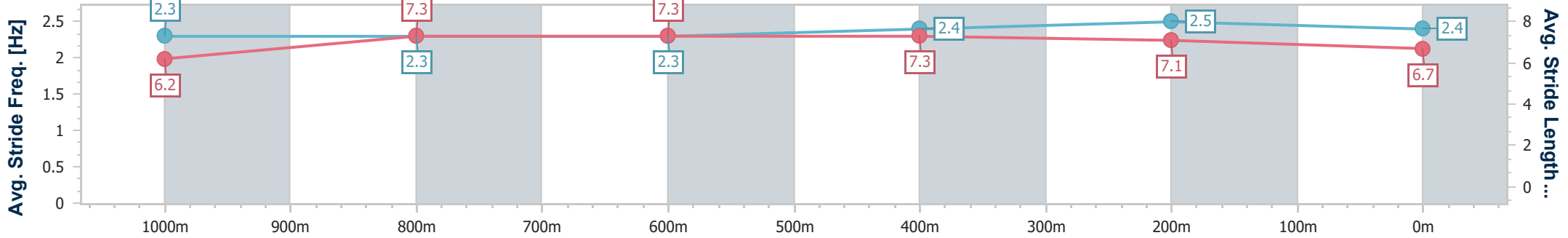
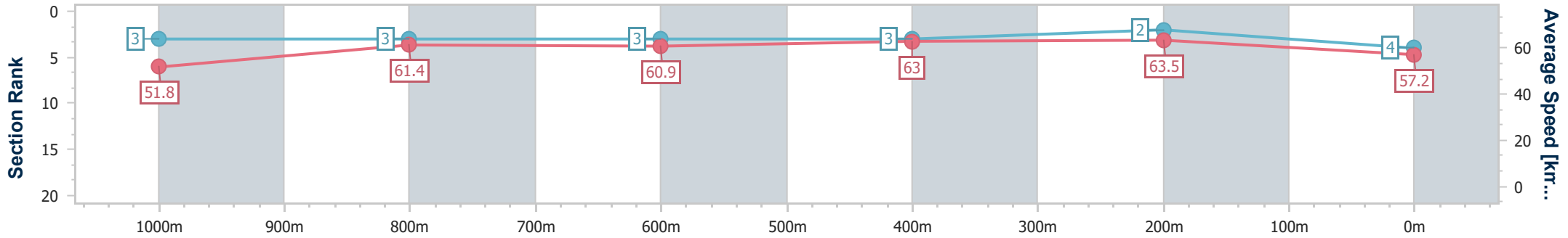


Eagle Farm QLD Professional
 Race 9: SOUTHS SPORTS CLUB BENCHMARK 68 Handicap - 1200m
 08 May 2024 - 16:39
 Track Rating: Soft 7, Weather: Fine, Rail Position: +11m Entire



BRISBANE
 RACING CLUB

| Section | Overall | 1000m | 800m | 600m | 400m | 200m |
|------------------------|--------------------------|--------------------------|--------------------------|--------------------------|--------------------------|--------------------------|
| Section Times | 1:12.95 [4] (0:13.92) | 0:59.03 [3] (0:11.73) | 0:47.30 [3] (0:11.89) | 0:35.41 [3] (0:11.46) | 0:23.95 [3] (0:11.35) | 0:12.60 [2] (0:12.60) |
| Average Speed [km/h] | 51.8 | 61.4 | 60.9 | 63.0 | 63.5 | 57.2 |
| Top Speed [km/h] | 62.7 | 62.6 | 61.8 | 65.2 | 65.0 | 61.5 |
| Avg. Dist. to Rail [m] | 1.3 | 0.5 | 0.7 | 0.7 | 2.9 | 1.1 |
| Avg. Stride Freq. [Hz] | 2.3 | 2.3 | 2.3 | 2.4 | 2.5 | 2.4 |
| Avg. Stride Length [m] | 6.2 | 7.3 | 7.3 | 7.3 | 7.1 | 6.7 |



- [] Ranking at each section and finish
- .-.- No data available at this section
- NA No data available



| | |
|--------------------------------|----------------|
| Horse/Jockey Name | Hang Five |
| Final Rank | 5 |
| Fastest Section Time (Section) | 0:11.43 (600m) |
| Top Speed [km/h] (Section) | 65.6 (600m) |
| Race State | Finished |



Eagle Farm QLD Professional
Race 9: SOUTHS SPORTS CLUB BENCHMARK 68 Handicap - 1200m

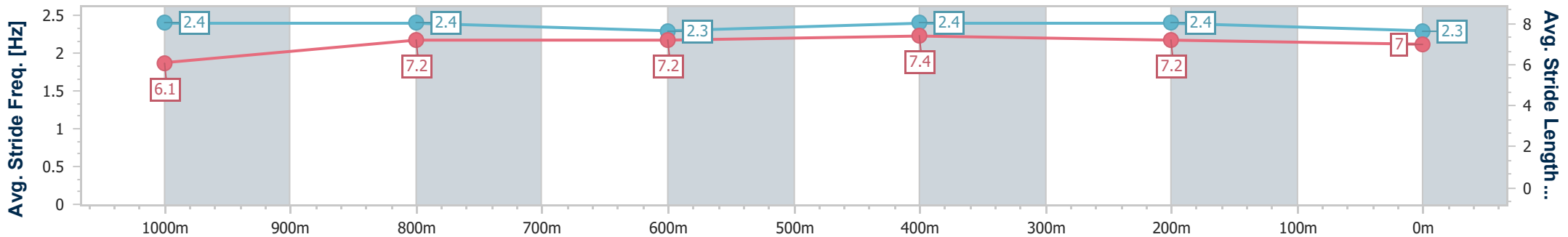
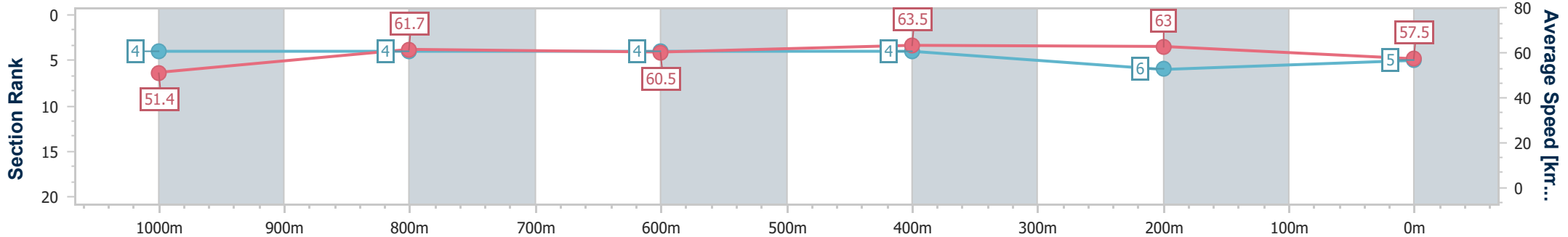


08 May 2024 - 16:39

BRISBANE RACING CLUB

Track Rating: Soft 7, Weather: Fine, Rail Position: +11m Entire

| Section | Overall | 1000m | 800m | 600m | 400m | 200m |
|------------------------|--------------------------|--------------------------|--------------------------|--------------------------|--------------------------|--------------------------|
| Section Times | 1:13.14 [5] (0:14.08) | 0:59.06 [4] (0:11.79) | 0:47.27 [4] (0:11.92) | 0:35.35 [4] (0:11.43) | 0:23.92 [4] (0:11.43) | 0:12.49 [6] (0:12.49) |
| Average Speed [km/h] | 51.4 | 61.7 | 60.5 | 63.5 | 63.0 | 57.5 |
| Top Speed [km/h] | 63.9 | 63.2 | 62.0 | 65.6 | 64.2 | 61.2 |
| Avg. Dist. to Rail [m] | 5.7 | 2.4 | 1.4 | 1.0 | 5.3 | 5.0 |
| Avg. Stride Freq. [Hz] | 2.4 | 2.4 | 2.3 | 2.4 | 2.4 | 2.3 |
| Avg. Stride Length [m] | 6.1 | 7.2 | 7.2 | 7.4 | 7.2 | 7.0 |



- [] Ranking at each section and finish
- .-.- No data available at this section
- NA No data available



| | |
|--------------------------------|----------------|
| Horse/Jockey Name | Amathuba |
| Final Rank | 6 |
| Fastest Section Time (Section) | 0:11.15 (400m) |
| Top Speed [km/h] (Section) | 66.1 (400m) |
| Race State | Finished |



Eagle Farm QLD Professional
Race 9: SOUTHS SPORTS CLUB BENCHMARK 68 Handicap - 1200m

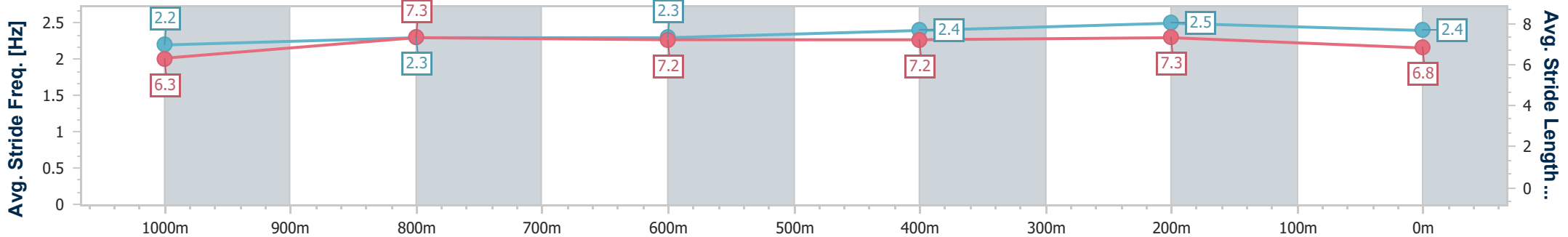
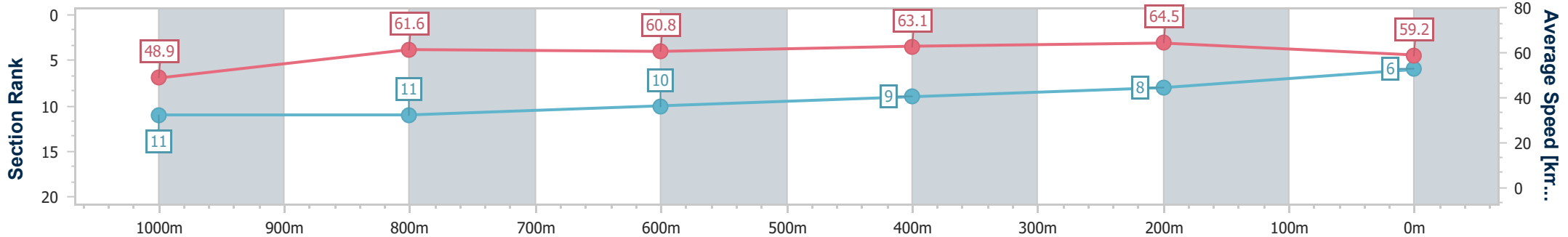


08 May 2024 - 16:39

BRISBANE RACING CLUB

Track Rating: Soft 7, Weather: Fine, Rail Position: +11m Entire

| Section | Overall | 1000m | 800m | 600m | 400m | 200m |
|------------------------|--------------------------|---------------------------|---------------------------|---------------------------|--------------------------|--------------------------|
| Section Times | 1:13.21 [6] (0:14.79) | 0:58.42 [11] (0:11.81) | 0:46.61 [11] (0:11.94) | 0:34.67 [10] (0:11.33) | 0:23.34 [9] (0:11.15) | 0:12.19 [8] (0:12.19) |
| Average Speed [km/h] | 48.9 | 61.6 | 60.8 | 63.1 | 64.5 | 59.2 |
| Top Speed [km/h] | 62.0 | 63.6 | 61.8 | 65.4 | 66.1 | 62.3 |
| Avg. Dist. to Rail [m] | 6.1 | 2.4 | 1.8 | 0.9 | 0.8 | 2.1 |
| Avg. Stride Freq. [Hz] | 2.2 | 2.3 | 2.3 | 2.4 | 2.5 | 2.4 |
| Avg. Stride Length [m] | 6.3 | 7.3 | 7.2 | 7.2 | 7.3 | 6.8 |



- [] Ranking at each section and finish
- .-.- No data available at this section
- NA No data available



| | |
|--------------------------------|----------------|
| Horse/Jockey Name | Discerning |
| Final Rank | 7 |
| Fastest Section Time (Section) | 0:11.34 (400m) |
| Top Speed [km/h] (Section) | 65.1 (400m) |
| Race State | Finished |



Eagle Farm QLD Professional
Race 9: SOUTHS SPORTS CLUB BENCHMARK 68 Handicap - 1200m

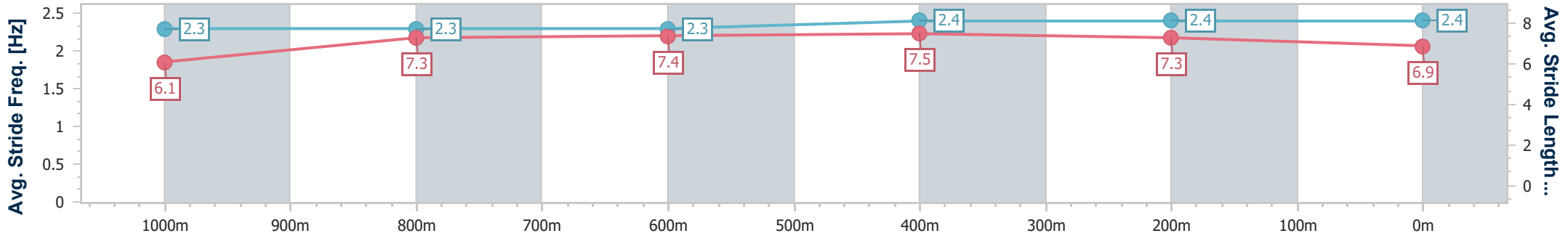
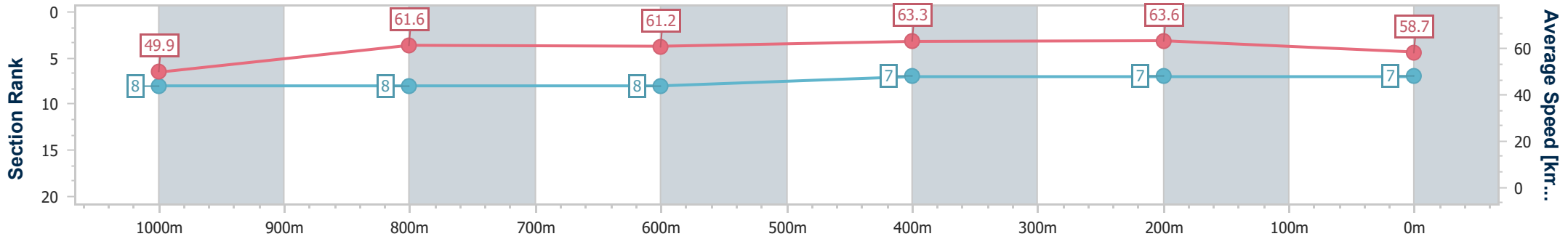


08 May 2024 - 16:39

BRISBANE RACING CLUB

Track Rating: Soft 7, Weather: Fine, Rail Position: +11m Entire

| Section | Overall | 1000m | 800m | 600m | 400m | 200m |
|------------------------|--------------------------|--------------------------|--------------------------|--------------------------|--------------------------|--------------------------|
| Section Times | 1:13.22 [7] (0:14.51) | 0:58.71 [8] (0:11.84) | 0:46.87 [8] (0:11.90) | 0:34.97 [8] (0:11.37) | 0:23.60 [7] (0:11.34) | 0:12.26 [7] (0:12.26) |
| Average Speed [km/h] | 49.9 | 61.6 | 61.2 | 63.3 | 63.6 | 58.7 |
| Top Speed [km/h] | 62.7 | 62.7 | 62.4 | 65.1 | 65.1 | 61.6 |
| Avg. Dist. to Rail [m] | 3.5 | 2.9 | 1.9 | 0.8 | 3.7 | 3.3 |
| Avg. Stride Freq. [Hz] | 2.3 | 2.3 | 2.3 | 2.4 | 2.4 | 2.4 |
| Avg. Stride Length [m] | 6.1 | 7.3 | 7.4 | 7.5 | 7.3 | 6.9 |



- [] Ranking at each section and finish
- .-.- No data available at this section
- NA No data available



| | |
|--------------------------------|-------------------|
| Horse/Jockey Name | Celestial Harbour |
| Final Rank | 8 |
| Fastest Section Time (Section) | 0:11.38 (400m) |
| Top Speed [km/h] (Section) | 64.4 (400m) |
| Race State | Finished |



Eagle Farm QLD Professional
Race 9: SOUTHS SPORTS CLUB BENCHMARK 68 Handicap - 1200m

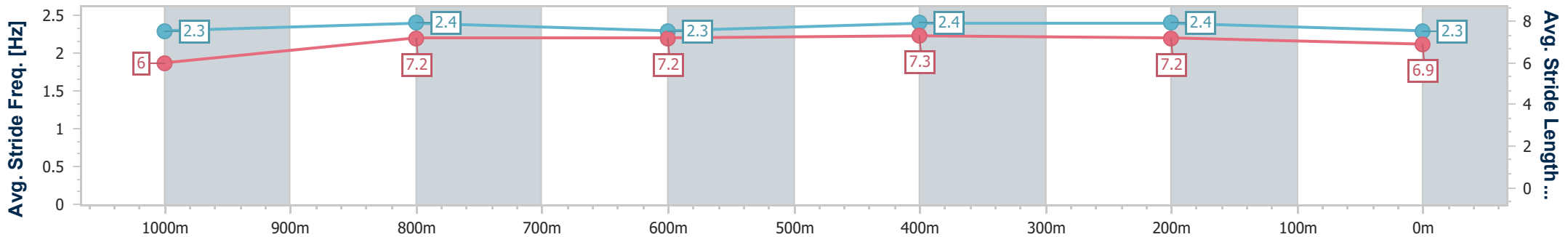
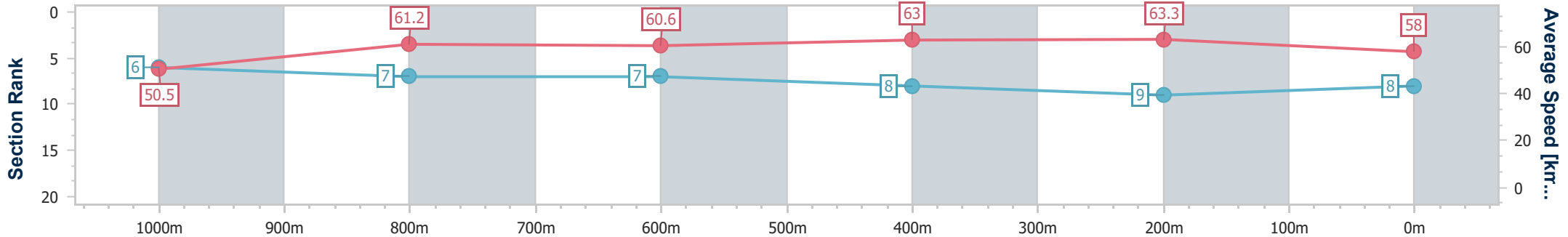


08 May 2024 - 16:39

BRISBANE RACING CLUB

Track Rating: Soft 7, Weather: Fine, Rail Position: +11m Entire

| Section | Overall | 1000m | 800m | 600m | 400m | 200m |
|------------------------|--------------------------|--------------------------|--------------------------|--------------------------|--------------------------|--------------------------|
| Section Times | 1:13.45 [8] (0:14.33) | 0:59.12 [6] (0:11.87) | 0:47.25 [7] (0:11.96) | 0:35.29 [7] (0:11.49) | 0:23.80 [8] (0:11.38) | 0:12.42 [9] (0:12.42) |
| Average Speed [km/h] | 50.5 | 61.2 | 60.6 | 63.0 | 63.3 | 58.0 |
| Top Speed [km/h] | 61.3 | 61.9 | 61.6 | 64.1 | 64.4 | 60.9 |
| Avg. Dist. to Rail [m] | 1.6 | 2.2 | 2.3 | 0.9 | 0.8 | 0.4 |
| Avg. Stride Freq. [Hz] | 2.3 | 2.4 | 2.3 | 2.4 | 2.4 | 2.3 |
| Avg. Stride Length [m] | 6.0 | 7.2 | 7.2 | 7.3 | 7.2 | 6.9 |



- [] Ranking at each section and finish
- .-.- No data available at this section
- NA No data available



| | |
|--------------------------------|-----------------|
| Horse/Jockey Name | Mission Of Love |
| Final Rank | 9 |
| Fastest Section Time (Section) | 0:11.43 (400m) |
| Top Speed [km/h] (Section) | 65.2 (400m) |
| Race State | Finished |

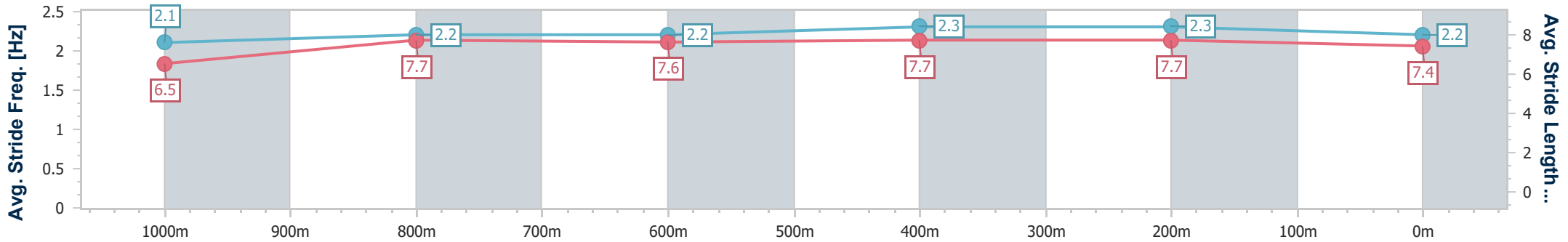
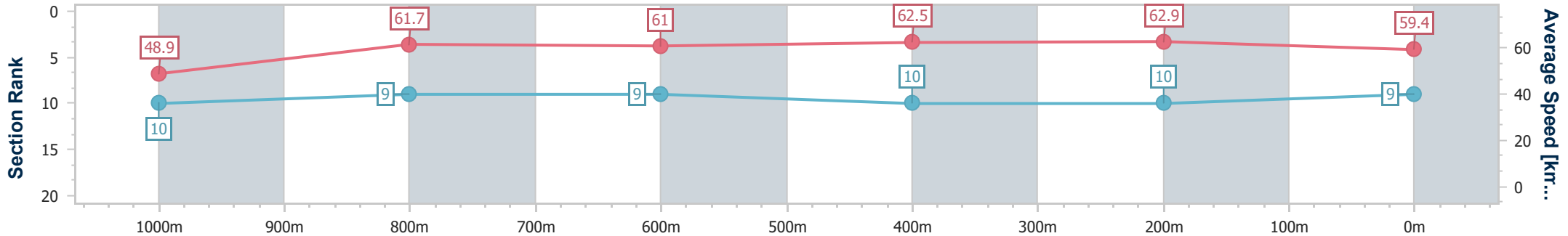


Eagle Farm QLD Professional
 Race 9: SOUTHS SPORTS CLUB BENCHMARK 68 Handicap - 1200m
 08 May 2024 - 16:39
 Track Rating: Soft 7, Weather: Fine, Rail Position: +11m Entire



BRISBANE
RACING CLUB

| Section | Overall | 1000m | 800m | 600m | 400m | 200m |
|------------------------|--------------------------|---------------------------|--------------------------|--------------------------|---------------------------|---------------------------|
| Section Times | 1:13.45 [9] (0:14.75) | 0:58.70 [10] (0:11.73) | 0:46.97 [9] (0:11.92) | 0:35.05 [9] (0:11.51) | 0:23.54 [10] (0:11.43) | 0:12.11 [10] (0:12.11) |
| Average Speed [km/h] | 48.9 | 61.7 | 61.0 | 62.5 | 62.9 | 59.4 |
| Top Speed [km/h] | 62.0 | 63.0 | 61.8 | 64.2 | 65.2 | 61.4 |
| Avg. Dist. to Rail [m] | 3.3 | 1.4 | 1.6 | 0.5 | 2.5 | 3.7 |
| Avg. Stride Freq. [Hz] | 2.1 | 2.2 | 2.2 | 2.3 | 2.3 | 2.2 |
| Avg. Stride Length [m] | 6.5 | 7.7 | 7.6 | 7.7 | 7.7 | 7.4 |



- [] Ranking at each section and finish
- .-.- No data available at this section
- NA No data available



| | |
|--------------------------------|----------------|
| Horse/Jockey Name | Script Writer |
| Final Rank | 10 |
| Fastest Section Time (Section) | 0:11.40 (600m) |
| Top Speed [km/h] (Section) | 64.3 (600m) |
| Race State | Finished |



Eagle Farm QLD Professional
Race 9: SOUTHS SPORTS CLUB BENCHMARK 68 Handicap - 1200m

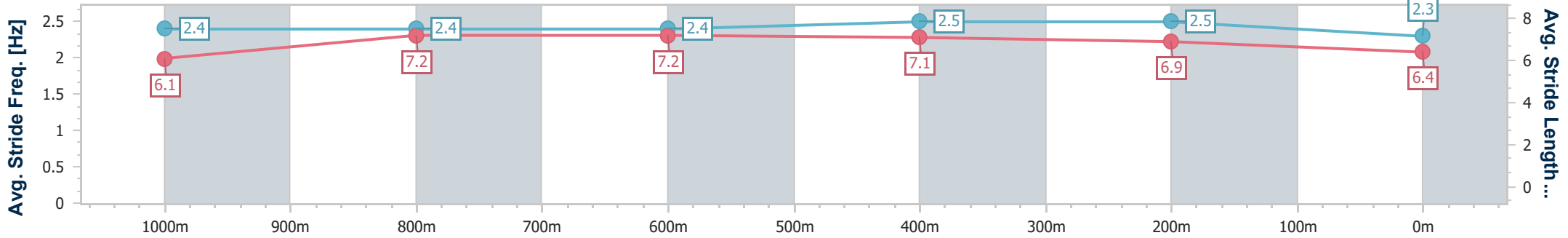
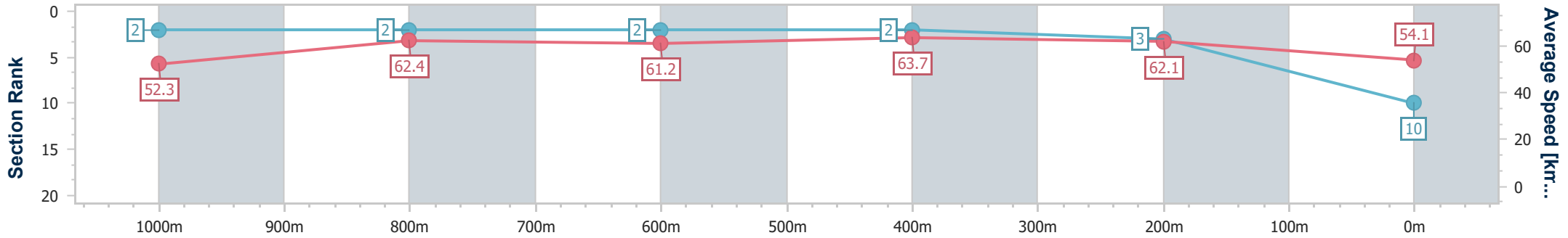


08 May 2024 - 16:39

BRISBANE RACING CLUB

Track Rating: Soft 7, Weather: Fine, Rail Position: +11m Entire

| Section | Overall | 1000m | 800m | 600m | 400m | 200m |
|------------------------|---------------------------|--------------------------|--------------------------|--------------------------|--------------------------|--------------------------|
| Section Times | 1:13.70 [10] (0:13.83) | 0:59.87 [2] (0:11.68) | 0:48.19 [2] (0:11.89) | 0:36.30 [2] (0:11.40) | 0:24.90 [2] (0:11.60) | 0:13.30 [3] (0:13.30) |
| Average Speed [km/h] | 52.3 | 62.4 | 61.2 | 63.7 | 62.1 | 54.1 |
| Top Speed [km/h] | 64.2 | 64.2 | 62.1 | 64.3 | 63.8 | 59.4 |
| Avg. Dist. to Rail [m] | 4.9 | 2.7 | 2.0 | 1.7 | 6.7 | 7.4 |
| Avg. Stride Freq. [Hz] | 2.4 | 2.4 | 2.4 | 2.5 | 2.5 | 2.3 |
| Avg. Stride Length [m] | 6.1 | 7.2 | 7.2 | 7.1 | 6.9 | 6.4 |



- [] Ranking at each section and finish
- .-.- No data available at this section
- NA No data available



| | |
|--------------------------------|----------------|
| Horse/Jockey Name | Bundyandcoke |
| Final Rank | 11 |
| Fastest Section Time (Section) | 0:11.43 (400m) |
| Top Speed [km/h] (Section) | 64.4 (400m) |
| Race State | Finished |

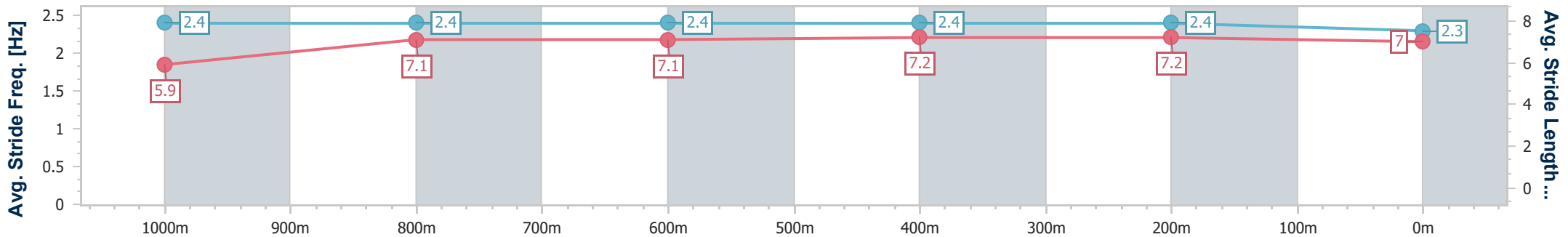
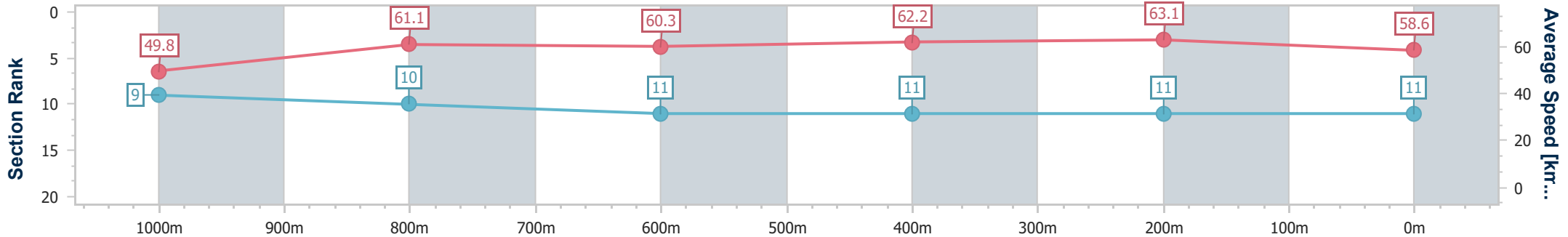


Eagle Farm QLD Professional
 Race 9: SOUTHS SPORTS CLUB BENCHMARK 68 Handicap - 1200m
 08 May 2024 - 16:39
 Track Rating: Soft 7, Weather: Fine, Rail Position: +11m Entire



BRISBANE RACING CLUB

| Section | Overall | 1000m | 800m | 600m | 400m | 200m |
|------------------------|---------------------------|--------------------------|---------------------------|---------------------------|---------------------------|---------------------------|
| Section Times | 1:13.99 [11] (0:14.52) | 0:59.47 [9] (0:12.00) | 0:47.47 [10] (0:12.10) | 0:35.37 [11] (0:11.67) | 0:23.70 [11] (0:11.43) | 0:12.27 [11] (0:12.27) |
| Average Speed [km/h] | 49.8 | 61.1 | 60.3 | 62.2 | 63.1 | 58.6 |
| Top Speed [km/h] | 61.4 | 62.0 | 61.9 | 63.7 | 64.4 | 62.0 |
| Avg. Dist. to Rail [m] | 5.7 | 3.9 | 2.9 | 1.3 | 4.6 | 6.7 |
| Avg. Stride Freq. [Hz] | 2.4 | 2.4 | 2.4 | 2.4 | 2.4 | 2.3 |
| Avg. Stride Length [m] | 5.9 | 7.1 | 7.1 | 7.2 | 7.2 | 7.0 |



- [] Ranking at each section and finish
- .-.- No data available at this section
- NA No data available