



Mackay QLD Professional

Race 1: Ladbrokes Sportsman Luncheon Friday 9th August Maiden Handicap - 1200m

11 May 2024 - 12:00



MACKAY TURF CLUB
Ooralea Racecourse

Track Rating: Soft 6, Weather: Overcast, Rail Position: +2m Entire

Section		Field Times											Last 600m	
		Overall	1000m	800m	600m	400m	200m						0:36.14	
		1:12.23 (0:13.44)	0:58.79 (0:11.18)	0:47.61 (0:11.47)	0:36.14 (0:11.98)	0:24.16 (0:12.02)	0:12.14 (0:12.14)							
Rank	TAB Horse/Jockey	Barrier	Top Speed [km/h]	Fastest Section								Margin	Distance Travelled [m]	
1	6 DIVINE KAMEHALANI Warwick Satherley	6	66.6 1000m	0:11.15 1000m	1:12.23 [1] (0:13.79)	0:58.44 [5] (0:11.15)	0:47.29 [4] (0:11.30)	0:35.99 [3] (0:12.03)	0:23.96 [4] (0:12.07)	0:11.89 [6] (0:11.89)	1:12.23	0:35.99		
2	3 EXCITE CHOO Chris Whiteley	10	65.0 1000m	0:11.30 800m	1:12.29 [2] (0:14.09)	0:58.20 [9] (0:11.32)	0:46.88 [9] (0:11.30)	0:35.58 [9] (0:12.00)	0:23.58 [9] (0:11.54)	0:12.04 [4] (0:12.04)	0.06L	0:35.58	+0	
3	9 MY LITTLE VIKING Jackson Murphy	2	64.7 1000m	0:11.29 1000m	1:12.50 [3] (0:13.68)	0:58.82 [3] (0:11.29)	0:47.53 [5] (0:11.48)	0:36.05 [5] (0:11.95)	0:24.10 [5] (0:11.88)	0:12.22 [5] (0:12.22)	0.21L	0:36.05	-5	
4	10 TSUNAMI FORCE Nathan Thomas	5	66.3 1000m	0:11.18 1000m	1:12.57 [4] (0:13.74)	0:58.83 [4] (0:11.18)	0:47.65 [3] (0:11.33)	0:36.32 [4] (0:11.90)	0:24.42 [3] (0:12.01)	0:12.41 [2] (0:12.41)	0.07L	0:36.32	+1	
5	4 RUMBLING BOY Justin Stanley	3	65.6 Overall	0:11.18 1000m	1:12.71 [5] (0:13.44)	0:59.27 [1] (0:11.18)	0:48.09 [1] (0:11.47)	0:36.62 [1] (0:11.98)	0:24.64 [1] (0:12.02)	0:12.62 [1] (0:12.62)	0.14L	0:36.62	-8	
6	5 DIVIDER Scott Sheargold	7	65.9 800m	0:11.22 1000m	1:12.74 [6] (0:14.01)	0:58.73 [8] (0:11.22)	0:47.51 [8] (0:11.36)	0:36.15 [7] (0:12.01)	0:24.14 [8] (0:11.91)	0:12.23 [8] (0:12.23)	0.03L	0:36.15	+0	
7	7 FAIRYBOWER FLYER Zac Sprie	9	66.3 1000m	0:11.18 1000m	1:12.90 [7] (0:13.99)	0:58.91 [7] (0:11.18)	0:47.73 [7] (0:11.29)	0:36.44 [6] (0:12.05)	0:24.39 [6] (0:11.89)	0:12.50 [7] (0:12.50)	0.16L	0:36.44	+0	
8	8 MISHANI PLATINUM Chris McIver	1	64.8 800m	0:11.27 1000m	1:13.11 [8] (0:13.89)	0:59.22 [6] (0:11.27)	0:47.95 [6] (0:11.45)	0:36.50 [8] (0:11.94)	0:24.56 [7] (0:12.02)	0:12.54 [9] (0:12.54)	0.21L	0:36.50	-6	
9	1 MR SQUIGGLE'S MATE Ashley Butler	4	65.4 Overall	0:11.16 1000m	1:13.17 [9] (0:13.51)	0:59.66 [2] (0:11.16)	0:48.50 [2] (0:11.47)	0:37.03 [2] (0:11.98)	0:25.05 [2] (0:12.04)	0:13.01 [3] (0:13.01)	0.06L	0:37.03	+2	

Scratched: The Eighth I Am (#2)



Horse/Jockey Name	Divine Kamehalani
Final Rank	1
Fastest Section Time (Section)	0:11.15 (1000m)
Top Speed [km/h] (Section)	66.6 (1000m)
Race State	Finished



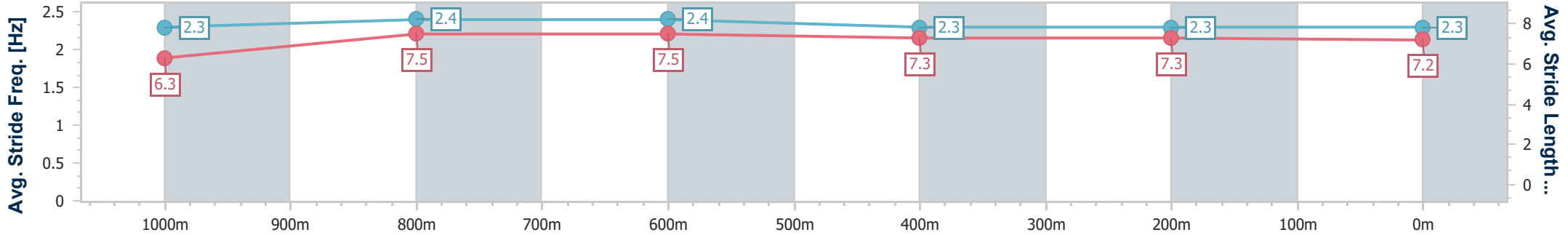
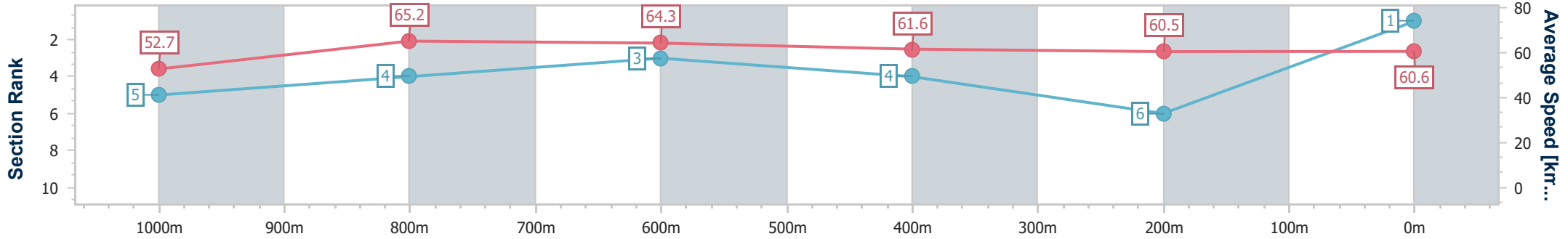
Mackay QLD Professional
Race 1: Ladbrokes Sportsman Luncheon Friday 9th August
Maiden Handicap - 1200m



11 May 2024 - 12:00

Track Rating: Soft 6, Weather: Overcast, Rail Position: +2m Entire

Section	Overall	1000m	800m	600m	400m	200m
Section Times	1:12.23 [1] (0:13.79)	0:58.44 [5] (0:11.15)	0:47.29 [4] (0:11.30)	0:35.99 [3] (0:12.03)	0:23.96 [4] (0:12.07)	0:11.89 [6] (0:11.89)
Average Speed [km/h]	52.7	65.2	64.3	61.6	60.5	60.6
Top Speed [km/h]	65.5	66.6	66.1	63.2	61.5	62.1
Avg. Dist. to Rail [m]	6.7	3.2	2.8	4.2	5.3	5.5
Avg. Stride Freq. [Hz]	2.3	2.4	2.4	2.3	2.3	2.3
Avg. Stride Length [m]	6.3	7.5	7.5	7.3	7.3	7.2



- [] Ranking at each section and finish
- .-.- No data available at this section
- NA No data available



Horse/Jockey Name	Excite Choo
Final Rank	2
Fastest Section Time (Section)	0:11.30 (800m)
Top Speed [km/h] (Section)	65.0 (1000m)
Race State	Finished



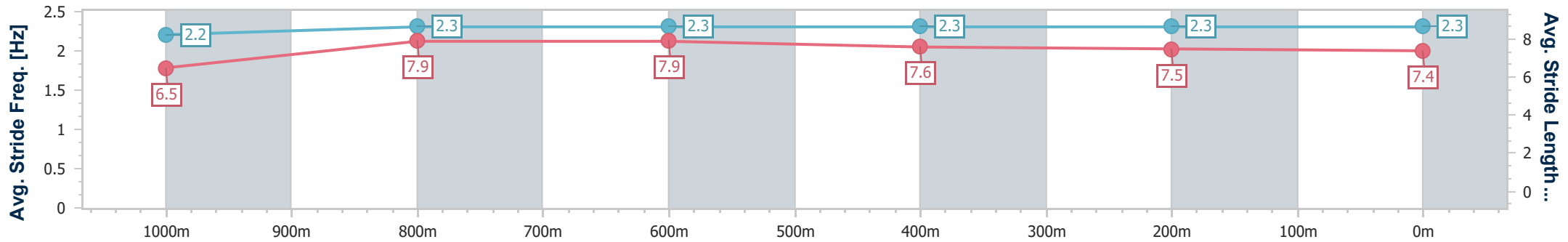
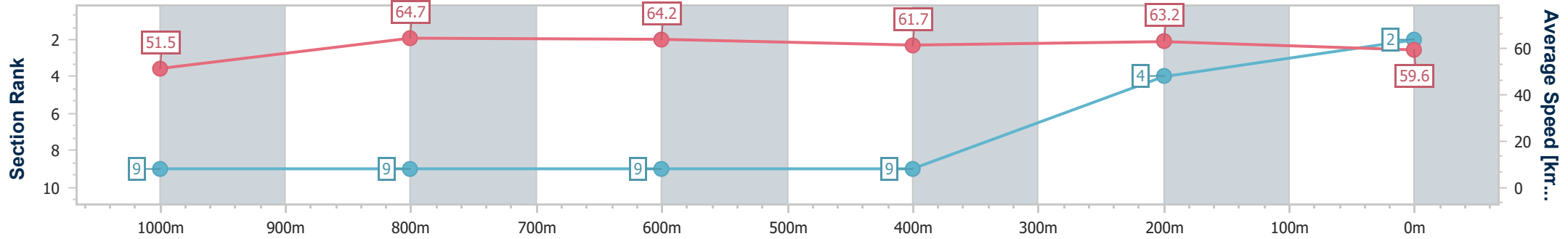
Mackay QLD Professional
Race 1: Ladbrokes Sportsman Luncheon Friday 9th August
Maiden Handicap - 1200m



11 May 2024 - 12:00

Track Rating: Soft 6, Weather: Overcast, Rail Position: +2m Entire

Section	Overall	1000m	800m	600m	400m	200m
Section Times	1:12.29 [2] (0:14.09)	0:58.20 [9] (0:11.32)	0:46.88 [9] (0:11.30)	0:35.58 [9] (0:12.00)	0:23.58 [9] (0:11.54)	0:12.04 [4]
Average Speed [km/h]	51.5	64.7	64.2	61.7	63.2	59.6
Top Speed [km/h]	63.7	65.0	64.9	62.7	64.5	62.7
Avg. Dist. to Rail [m]	8.2	3.7	3.3	3.6	7.1	7.4
Avg. Stride Freq. [Hz]	2.2	2.3	2.3	2.3	2.3	2.3
Avg. Stride Length [m]	6.5	7.9	7.9	7.6	7.5	7.4



- [] Ranking at each section and finish
- .-.- No data available at this section
- NA No data available



Horse/Jockey Name	My Little Viking
Final Rank	3
Fastest Section Time (Section)	0:11.29 (1000m)
Top Speed [km/h] (Section)	64.7 (1000m)
Race State	Finished



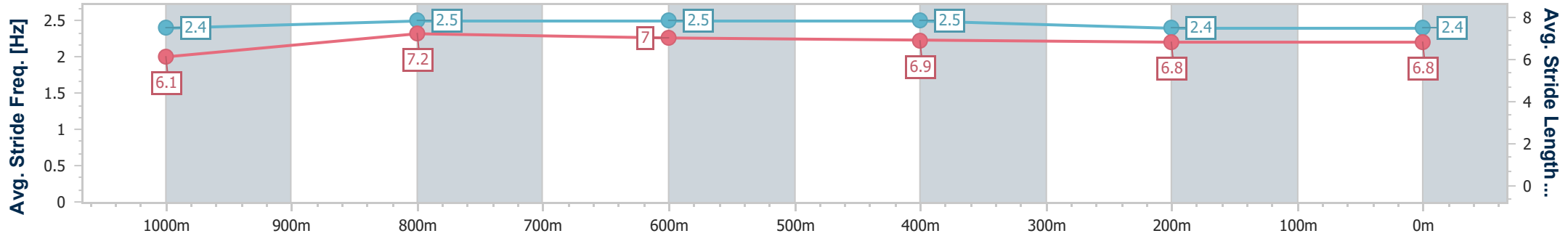
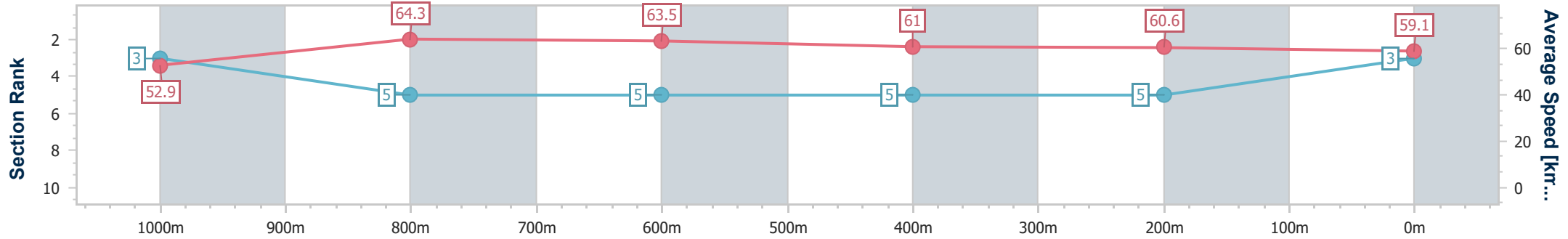
Mackay QLD Professional
Race 1: Ladbrokes Sportsman Luncheon Friday 9th August
Maiden Handicap - 1200m



11 May 2024 - 12:00

Track Rating: Soft 6, Weather: Overcast, Rail Position: +2m Entire

Section	Overall	1000m	800m	600m	400m	200m
Section Times	1:12.50 [3] (0:13.68)	0:58.82 [3] (0:11.29)	0:47.53 [5] (0:11.48)	0:36.05 [5] (0:11.95)	0:24.10 [5] (0:11.88)	0:12.22 [5] (0:12.22)
Average Speed [km/h]	52.9	64.3	63.5	61.0	60.6	59.1
Top Speed [km/h]	64.6	64.7	64.5	61.6	63.8	62.5
Avg. Dist. to Rail [m]	4.3	3.0	2.6	1.6	2.7	4.1
Avg. Stride Freq. [Hz]	2.4	2.5	2.5	2.5	2.4	2.4
Avg. Stride Length [m]	6.1	7.2	7.0	6.9	6.8	6.8



- [] Ranking at each section and finish
- .-.- No data available at this section
- NA No data available



Horse/Jockey Name	Tsunami Force
Final Rank	4
Fastest Section Time (Section)	0:11.18 (1000m)
Top Speed [km/h] (Section)	66.3 (1000m)
Race State	Finished



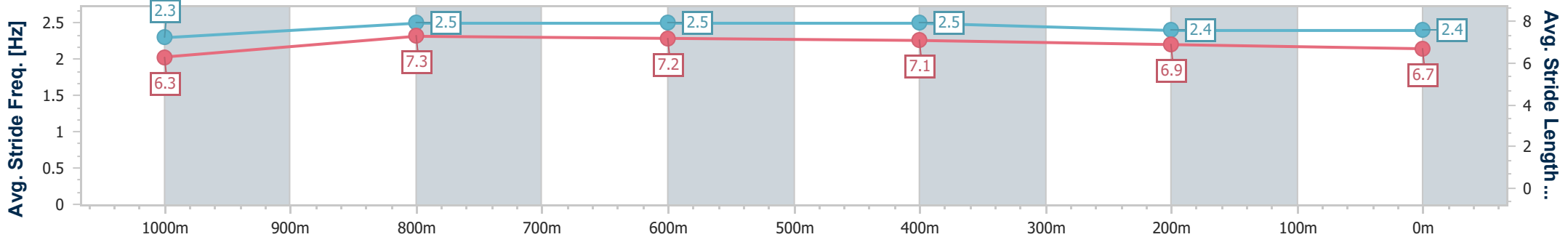
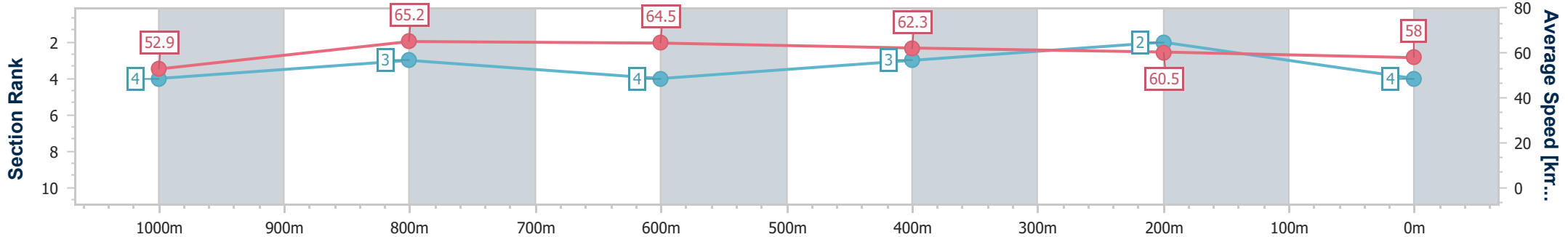
Mackay QLD Professional
Race 1: Ladbrokes Sportsman Luncheon Friday 9th August
Maiden Handicap - 1200m



11 May 2024 - 12:00

Track Rating: Soft 6, Weather: Overcast, Rail Position: +2m Entire

Section	Overall	1000m	800m	600m	400m	200m
Section Times	1:12.57 [4] (0:13.74)	0:58.83 [4] (0:11.18)	0:47.65 [3] (0:11.33)	0:36.32 [4] (0:11.90)	0:24.42 [3] (0:12.01)	0:12.41 [2] (0:12.41)
Average Speed [km/h]	52.9	65.2	64.5	62.3	60.5	58.0
Top Speed [km/h]	65.0	66.3	65.3	64.3	61.8	60.2
Avg. Dist. to Rail [m]	6.2	3.9	3.9	4.3	4.2	5.2
Avg. Stride Freq. [Hz]	2.3	2.5	2.5	2.5	2.4	2.4
Avg. Stride Length [m]	6.3	7.3	7.2	7.1	6.9	6.7



- [] Ranking at each section and finish
- .-.- No data available at this section
- NA No data available



Horse/Jockey Name	Rumbling Boy
Final Rank	5
Fastest Section Time (Section)	0:11.18 (1000m)
Top Speed [km/h] (Section)	65.6 (Overall)
Race State	Finished



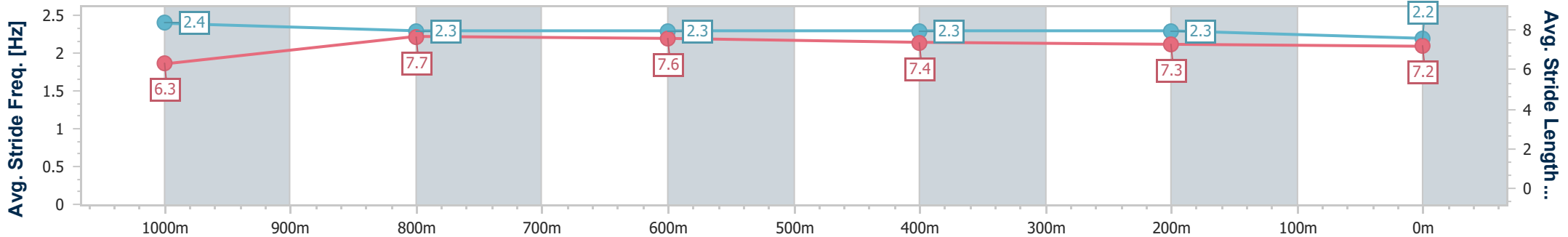
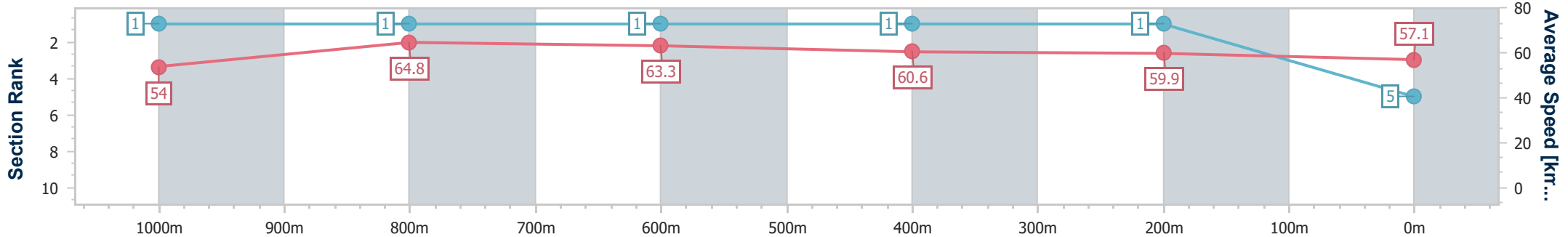
Mackay QLD Professional
Race 1: Ladbrokes Sportsman Luncheon Friday 9th August
Maiden Handicap - 1200m



11 May 2024 - 12:00

Track Rating: Soft 6, Weather: Overcast, Rail Position: +2m Entire

Section	Overall	1000m	800m	600m	400m	200m
Section Times	1:12.71 [5] (0:13.44)	0:59.27 [1] (0:11.18)	0:48.09 [1] (0:11.47)	0:36.62 [1] (0:11.98)	0:24.64 [1] (0:12.02)	0:12.62 [1] (0:12.62)
Average Speed [km/h]	54.0	64.8	63.3	60.6	59.9	57.1
Top Speed [km/h]	65.6	65.4	64.4	61.4	60.8	59.8
Avg. Dist. to Rail [m]	4.5	2.1	2.5	1.3	1.1	2.0
Avg. Stride Freq. [Hz]	2.4	2.3	2.3	2.3	2.3	2.2
Avg. Stride Length [m]	6.3	7.7	7.6	7.4	7.3	7.2



- [] Ranking at each section and finish
- .-.- No data available at this section
- NA No data available



Horse/Jockey Name	Divider
Final Rank	6
Fastest Section Time (Section)	0:11.22 (1000m)
Top Speed [km/h] (Section)	65.9 (800m)
Race State	Finished

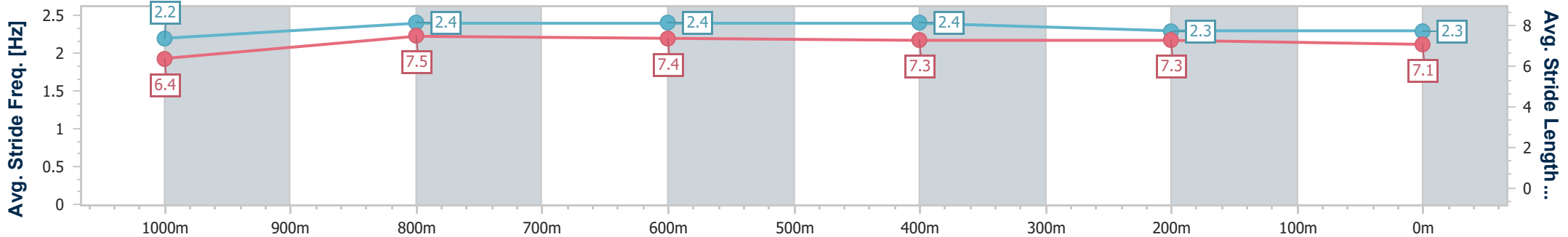
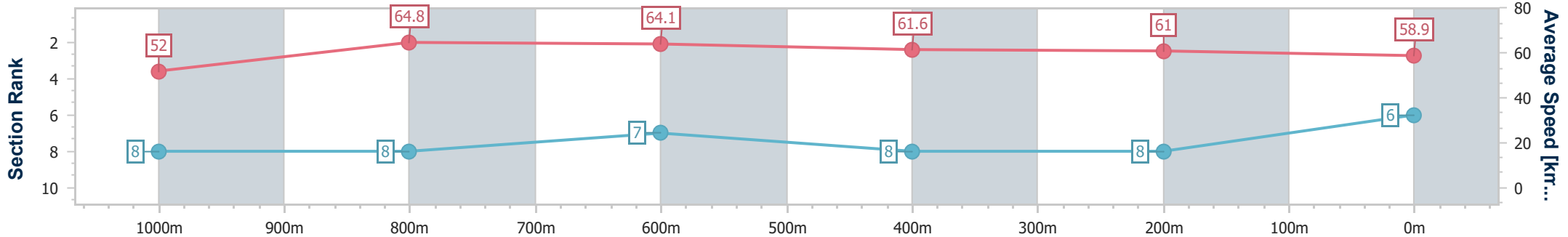


Mackay QLD Professional
 Race 1: Ladbrokes Sportsman Luncheon Friday 9th August
 Maiden Handicap - 1200m



11 May 2024 - 12:00
 Track Rating: Soft 6, Weather: Overcast, Rail Position: +2m Entire

Section	Overall	1000m	800m	600m	400m	200m
Section Times	1:12.74 [6] (0:14.01)	0:58.73 [8] (0:11.22)	0:47.51 [8] (0:11.36)	0:36.15 [7] (0:12.01)	0:24.14 [8] (0:11.91)	0:12.23 [8] (0:12.23)
Average Speed [km/h]	52.0	64.8	64.1	61.6	61.0	58.9
Top Speed [km/h]	65.0	65.8	65.9	62.6	62.2	62.5
Avg. Dist. to Rail [m]	7.0	3.8	3.5	3.6	4.9	6.4
Avg. Stride Freq. [Hz]	2.2	2.4	2.4	2.4	2.3	2.3
Avg. Stride Length [m]	6.4	7.5	7.4	7.3	7.3	7.1



- [] Ranking at each section and finish
- .-.- No data available at this section
- NA No data available



Horse/Jockey Name	Fairybower Flyer
Final Rank	7
Fastest Section Time (Section)	0:11.18 (1000m)
Top Speed [km/h] (Section)	66.3 (1000m)
Race State	Finished



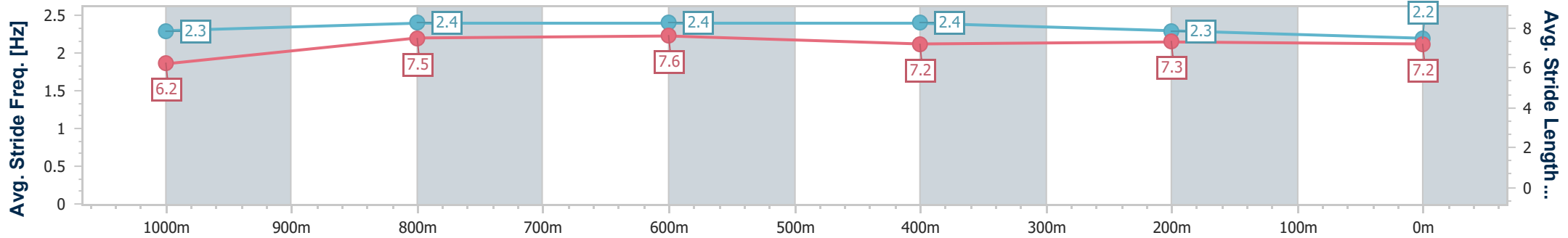
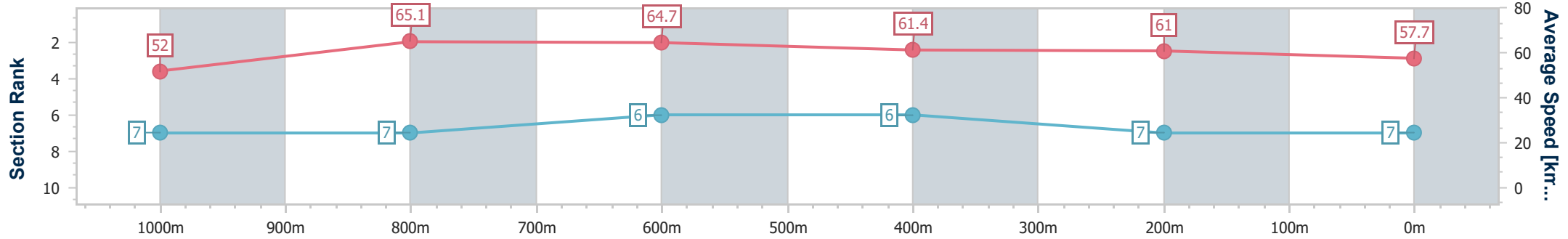
Mackay QLD Professional
Race 1: Ladbrokes Sportsman Luncheon Friday 9th August
Maiden Handicap - 1200m



11 May 2024 - 12:00

Track Rating: Soft 6, Weather: Overcast, Rail Position: +2m Entire

Section	Overall	1000m	800m	600m	400m	200m
Section Times	1:12.90 [7] (0:13.99)	0:58.91 [7] (0:11.18)	0:47.73 [7] (0:11.29)	0:36.44 [6] (0:12.05)	0:24.39 [6] (0:11.89)	0:12.50 [7] (0:12.50)
Average Speed [km/h]	52.0	65.1	64.7	61.4	61.0	57.7
Top Speed [km/h]	65.9	66.3	65.5	63.1	61.9	60.1
Avg. Dist. to Rail [m]	7.9	3.4	3.9	3.8	4.9	6.9
Avg. Stride Freq. [Hz]	2.3	2.4	2.4	2.4	2.3	2.2
Avg. Stride Length [m]	6.2	7.5	7.6	7.2	7.3	7.2



- [] Ranking at each section and finish
- .-.- No data available at this section
- NA No data available



Horse/Jockey Name	Mishani Platinum
Final Rank	8
Fastest Section Time (Section)	0:11.27 (1000m)
Top Speed [km/h] (Section)	64.8 (800m)
Race State	Finished



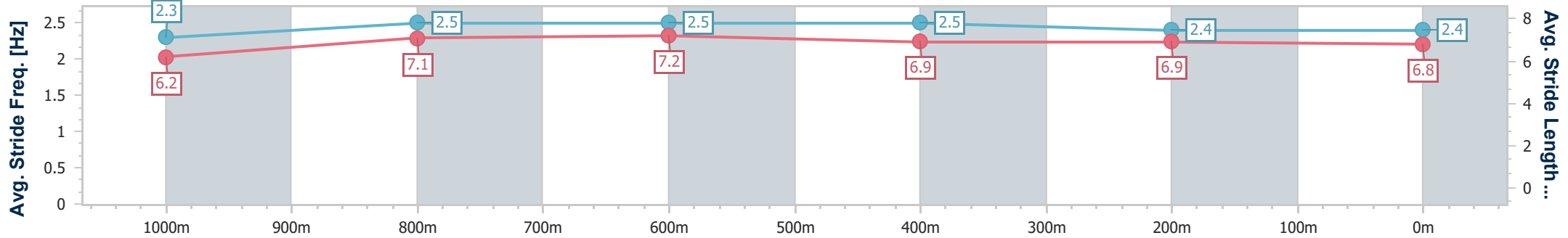
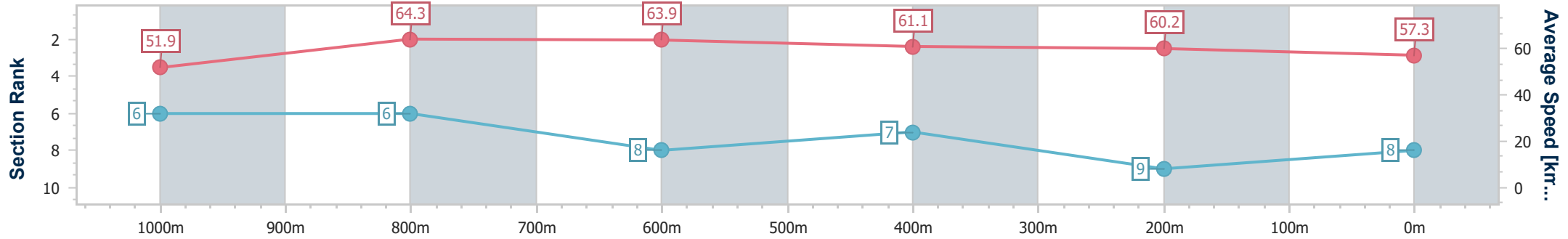
Mackay QLD Professional
 Race 1: Ladbrokes Sportsman Luncheon Friday 9th August
 Maiden Handicap - 1200m



11 May 2024 - 12:00

Track Rating: Soft 6, Weather: Overcast, Rail Position: +2m Entire

Section	Overall	1000m	800m	600m	400m	200m
Section Times	1:13.11 [8] (0:13.89)	0:59.22 [6] (0:11.27)	0:47.95 [6] (0:11.45)	0:36.50 [8] (0:11.94)	0:24.56 [7] (0:12.02)	0:12.54 [9] (0:12.54)
Average Speed [km/h]	51.9	64.3	63.9	61.1	60.2	57.3
Top Speed [km/h]	64.2	64.6	64.8	62.8	61.4	59.9
Avg. Dist. to Rail [m]	3.1	2.1	4.4	1.9	2.3	4.9
Avg. Stride Freq. [Hz]	2.3	2.5	2.5	2.5	2.4	2.4
Avg. Stride Length [m]	6.2	7.1	7.2	6.9	6.9	6.8



- [] Ranking at each section and finish
- .-.- No data available at this section
- NA No data available



Horse/Jockey Name	Mr Squiggle's Mate
Final Rank	9
Fastest Section Time (Section)	0:11.16 (1000m)
Top Speed [km/h] (Section)	65.4 (Overall)
Race State	Finished



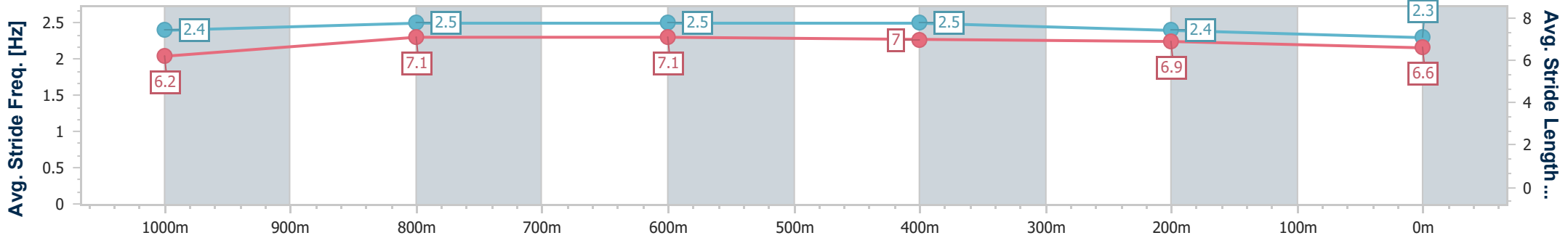
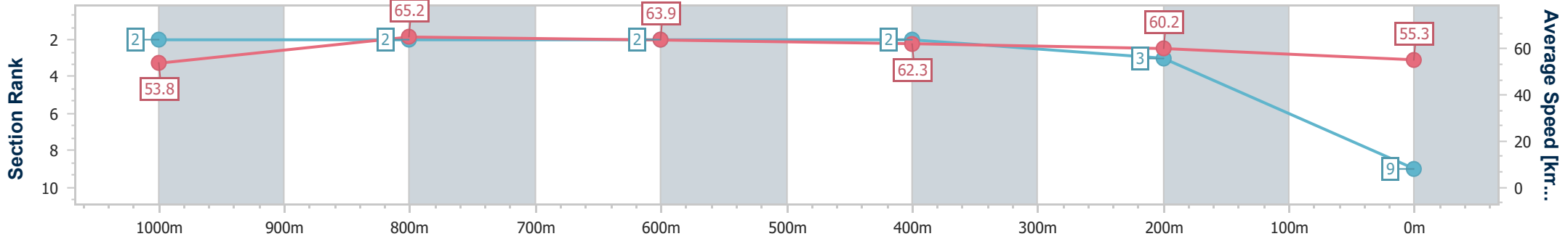
Mackay QLD Professional
Race 1: Ladbrokes Sportsman Luncheon Friday 9th August
Maiden Handicap - 1200m



11 May 2024 - 12:00

Track Rating: Soft 6, Weather: Overcast, Rail Position: +2m Entire

Section	Overall	1000m	800m	600m	400m	200m
Section Times	1:13.17 [9] (0:13.51)	0:59.66 [2] (0:11.16)	0:48.50 [2] (0:11.47)	0:37.03 [2] (0:11.98)	0:25.05 [2] (0:12.04)	0:13.01 [3] (0:13.01)
Average Speed [km/h]	53.8	65.2	63.9	62.3	60.2	55.3
Top Speed [km/h]	65.4	65.2	64.4	63.0	61.5	59.6
Avg. Dist. to Rail [m]	5.7	3.8	5.7	4.4	2.7	3.7
Avg. Stride Freq. [Hz]	2.4	2.5	2.5	2.5	2.4	2.3
Avg. Stride Length [m]	6.2	7.1	7.1	7.0	6.9	6.6



- [] Ranking at each section and finish
- .-.- No data available at this section
- NA No data available



Mackay QLD Professional

Race 2: Happy 21st Savannah Class 3 Plate - 1560m

11 May 2024 - 12:36



MACKAY TURF CLUB
Ooralea Racecourse

Track Rating: Soft 6, Weather: Overcast, Rail Position: +2m Entire

Section		Overall	1400m	1200m	1000m	800m	600m	400m	Last 600m					
Field Times		1:35.58 (0:10.95)	1:24.63 (0:11.70)	1:12.93 (0:12.41)	1:00.52 (0:12.64)	0:47.88 (0:12.16)	0:35.72 (0:11.78)	0:23.94 (0:11.82)	0:35.72					
Rank	TAB	Horse/Jockey	Barrier	Top Speed [km/h]	Fastest Section								Distance Travelled [m]	
1	2	MURRAJONG ROAD Warwick Satherley	2	64.9 600m	0:11.31 Overall	1:35.58 [1] (0:11.31)	1:24.27 [5] (0:11.78)	1:12.49 [5] (0:12.72)	0:59.77 [5] (0:12.61)	0:47.16 [5] (0:12.31)	0:34.85 [5] (0:11.43)	0:23.42 [5] (0:11.57)	0:34.85	
2	1	KING SAMUEL Chris Whiteley	9	66.1 600m	0:11.39 Overall	1:35.59 [2] (0:11.39)	1:24.20 [6] (0:11.75)	1:12.45 [6] (0:12.70)	0:59.75 [6] (0:12.78)	0:46.97 [7] (0:12.23)	0:34.74 [6] (0:11.42)	0:23.32 [6] (0:11.51)	0:34.74	+2
3	5	BRAND NEW Justin Stanley	3	64.8 1400m	0:11.13 Overall	1:35.66 [3] (0:11.13)	1:24.53 [3] (0:11.77)	1:12.76 [3] (0:12.53)	1:00.23 [3] (0:12.71)	0:47.52 [3] (0:12.15)	0:35.37 [2] (0:11.63)	0:23.74 [3] (0:11.62)	0:35.37	-3
4	6	CHILLI PALMER Tasha Chambers	4	65.1 600m	0:11.22 Overall	1:35.69 [4] (0:11.22)	1:24.47 [4] (0:11.72)	1:12.75 [4] (0:12.66)	1:00.09 [4] (0:12.56)	0:47.53 [4] (0:12.33)	0:35.20 [4] (0:11.65)	0:23.55 [4] (0:11.40)	0:35.20	+5
5	4	ROY'S ROAD Gabrielle Semmens	1	65.5 1400m	0:11.12 Overall	1:35.83 [5] (0:11.12)	1:24.71 [2] (0:11.76)	1:12.95 [2] (0:12.49)	1:00.46 [2] (0:12.64)	0:47.82 [2] (0:12.30)	0:35.52 [3] (0:11.59)	0:23.93 [2] (0:11.77)	0:35.52	-2
6	9	DEFROSTED Jackson Murphy	8	64.6 400m	0:11.33 600m	1:36.11 [6] (0:11.60)	1:24.51 [7] (0:11.78)	1:12.73 [7] (0:12.82)	0:59.91 [9] (0:12.71)	0:47.20 [9] (0:12.37)	0:34.83 [9] (0:11.33)	0:23.50 [7] (0:11.43)	0:34.83	-13
7	3	WHAKAMIHARO Nathan Thomas	10	66.8 1400m	0:10.95 Overall	1:36.35 [7] (0:10.95)	1:25.40 [1] (0:11.70)	1:13.70 [1] (0:12.41)	1:01.29 [1] (0:12.64)	0:48.65 [1] (0:12.16)	0:36.49 [1] (0:11.78)	0:24.71 [1] (0:11.82)	0:36.49	-1
8	10	TORQUE ESPAGNA Jason Taylor	6	63.6 600m	0:11.60 400m	1:36.79 [8] (0:11.80)	1:24.99 [8] (0:11.82)	1:13.17 [8] (0:12.51)	1:00.66 [7] (0:12.49)	0:48.17 [6] (0:12.38)	0:35.79 [8] (0:11.76)	0:24.03 [8] (0:11.60)	0:35.79	+1
9	7	DENSITY Zac Sprie	7	63.7 1400m	0:11.70 1400m	1:37.90 [9] (0:11.94)	1:25.96 [9] (0:11.70)	1:14.26 [9] (0:12.55)	1:01.71 [8] (0:12.50)	0:49.21 [8] (0:12.30)	0:36.91 [7] (0:11.95)	0:24.96 [9] (0:12.00)	0:36.91	+2

Scratched: Mishani Patriot (#8)

[] Ranking at each section and finish
 -:-:- No data available at this section
 NA No data available

SCN Saddle cloth number
 DNF Did not finish
 DNT Did not track



Mackay QLD Professional

Race 2: Happy 21st Savannah Class 3 Plate - 1560m

11 May 2024 - 12:36



MACKAY TURF CLUB
Ooralea Racecourse

Track Rating: Soft 6, Weather: Overcast, Rail Position: +2m Entire

Section				200m				Last 600m	
Field Times				0:12.12 (0:12.12)				0:35.72	
Rank	TAB	Horse/Jockey	Barrier	Top Speed [km/h]	Fastest Section	Margin			Distance Travelled [m]
1	2	MURRAJONG ROAD Warwick Satherley	2	64.9 600m	0:11.31 Overall	0:11.85 [5] (0:11.85)	1:35.58		0:34.85
2	1	KING SAMUEL Chris Whiteley	9	66.1 600m	0:11.39 Overall	0:11.81 [6] (0:11.81)	0.01L		0:34.74 +2
3	5	BRAND NEW Justin Stanley	3	64.8 1400m	0:11.13 Overall	0:12.12 [2] (0:12.12)	0.07L		0:35.37 -3
4	6	CHILLI PALMER Tasha Chambers	4	65.1 600m	0:11.22 Overall	0:12.15 [3] (0:12.15)	0.03L		0:35.20 +5
5	4	ROY'S ROAD Gabrielle Semmens	1	65.5 1400m	0:11.12 Overall	0:12.16 [4] (0:12.16)	0.14L		0:35.52 -2
6	9	DEFROSTED Jackson Murphy	8	64.6 400m	0:11.33 600m	0:12.07 [7] (0:12.07)	0.28L		0:34.83 -13
7	3	WHAKAMIHARO Nathan Thomas	10	66.8 1400m	0:10.95 Overall	0:12.89 [1] (0:12.89)	0.24L		0:36.49 -1
8	10	TORQUE ESPAGNA Jason Taylor	6	63.6 600m	0:11.60 400m	0:12.43 [8] (0:12.43)	0.44L		0:35.79 +1
9	7	DENSITY Zac Sprie	7	63.7 1400m	0:11.70 1400m	0:12.96 [9] (0:12.96)	1.11L		0:36.91 +2

Scratched: Mishani Patriot (#8)



Horse/Jockey Name	Murrajong Road
Final Rank	1
Fastest Section Time (Section)	0:11.31 (Overall)
Top Speed [km/h] (Section)	64.9 (600m)
Race State	Finished



Mackay QLD Professional

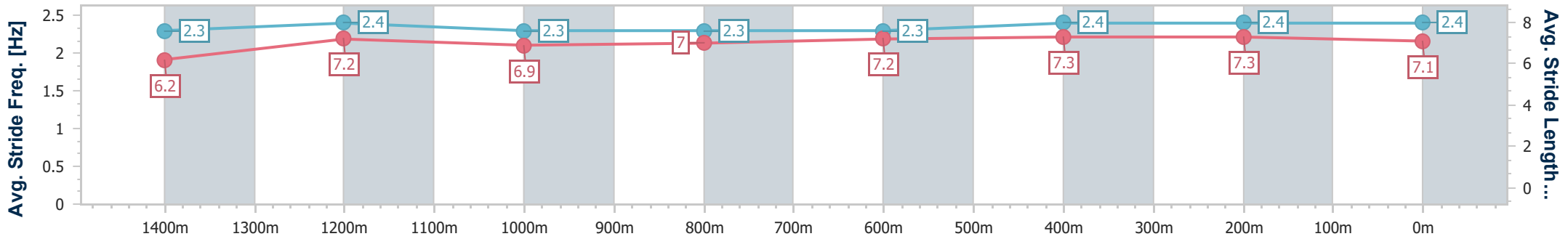
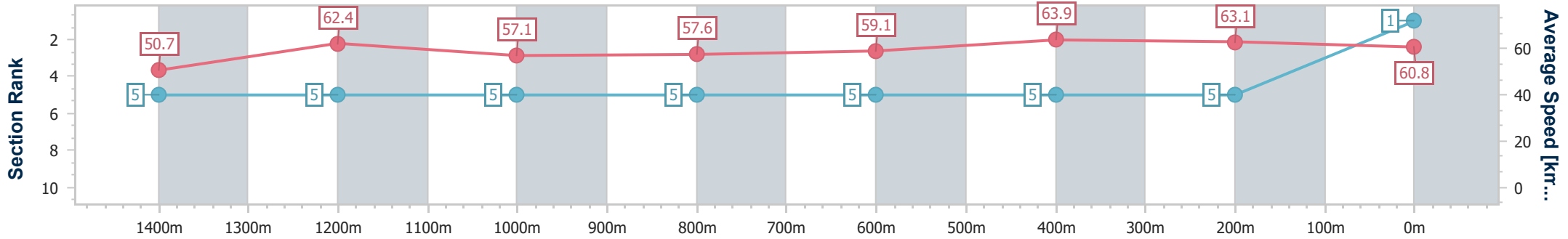
Race 2: Happy 21st Savannah Class 3 Plate - 1560m

11 May 2024 - 12:36

Track Rating: Soft 6, Weather: Overcast, Rail Position: +2m Entire



Section	Overall	1400m	1200m	1000m	800m	600m	400m	200m
Section Times	1:35.58 [1] (0:11.31)	1:24.27 [5] (0:11.78)	1:12.49 [5] (0:12.72)	0:59.77 [5] (0:12.61)	0:47.16 [5] (0:12.31)	0:34.85 [5] (0:11.43)	0:23.42 [5] (0:11.57)	0:11.85 [5] (0:11.85)
Average Speed [km/h]	50.7	62.4	57.1	57.6	59.1	63.9	63.1	60.8
Top Speed [km/h]	62.5	64.3	58.5	58.9	62.1	64.9	64.5	63.1
Avg. Dist. to Rail [m]	3.9	4.1	4.2	3.2	2.3	2.5	5.0	8.1
Avg. Stride Freq. [Hz]	2.3	2.4	2.3	2.3	2.3	2.4	2.4	2.4
Avg. Stride Length [m]	6.2	7.2	6.9	7.0	7.2	7.3	7.3	7.1



- [] Ranking at each section and finish
- .-.- No data available at this section
- NA No data available



Horse/Jockey Name	King Samuel
Final Rank	2
Fastest Section Time (Section)	0:11.39 (Overall)
Top Speed [km/h] (Section)	66.1 (600m)
Race State	Finished



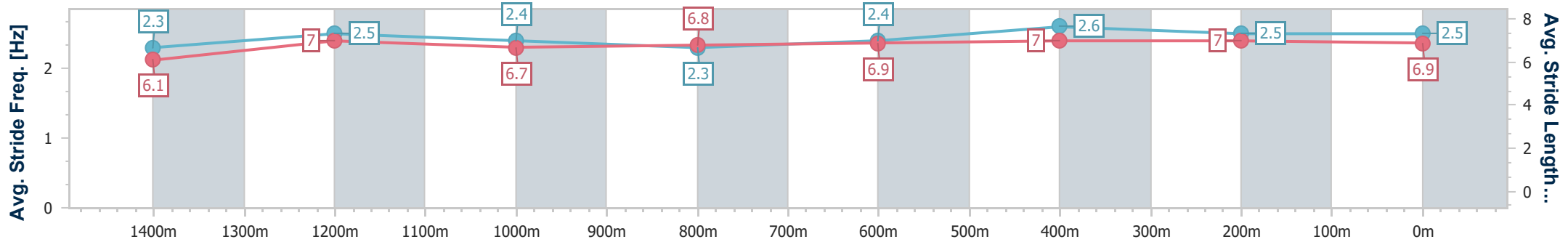
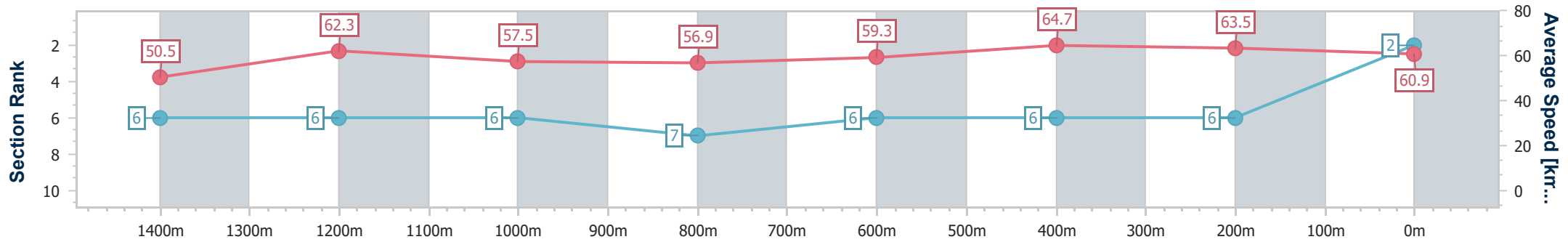
Mackay QLD Professional
Race 2: Happy 21st Savannah Class 3 Plate - 1560m



11 May 2024 - 12:36

Track Rating: Soft 6, Weather: Overcast, Rail Position: +2m Entire

Section	Overall	1400m	1200m	1000m	800m	600m	400m	200m
Section Times	1:35.59 [2] (0:11.39)	1:24.20 [6] (0:11.75)	1:12.45 [6] (0:12.70)	0:59.75 [6] (0:12.78)	0:46.97 [7] (0:12.23)	0:34.74 [6] (0:11.42)	0:23.32 [6] (0:11.51)	0:11.81 [6] (0:11.81)
Average Speed [km/h]	50.5	62.3	57.5	56.9	59.3	64.7	63.5	60.9
Top Speed [km/h]	61.9	63.4	58.6	59.6	61.6	66.1	65.6	64.4
Avg. Dist. to Rail [m]	8.0	4.0	4.8	4.5	2.4	3.2	8.6	12.4
Avg. Stride Freq. [Hz]	2.3	2.5	2.4	2.3	2.4	2.6	2.5	2.5
Avg. Stride Length [m]	6.1	7.0	6.7	6.8	6.9	7.0	7.0	6.9



- [] Ranking at each section and finish
- .-.- No data available at this section
- NA No data available



Horse/Jockey Name	Brand New
Final Rank	3
Fastest Section Time (Section)	0:11.13 (Overall)
Top Speed [km/h] (Section)	64.8 (1400m)
Race State	Finished



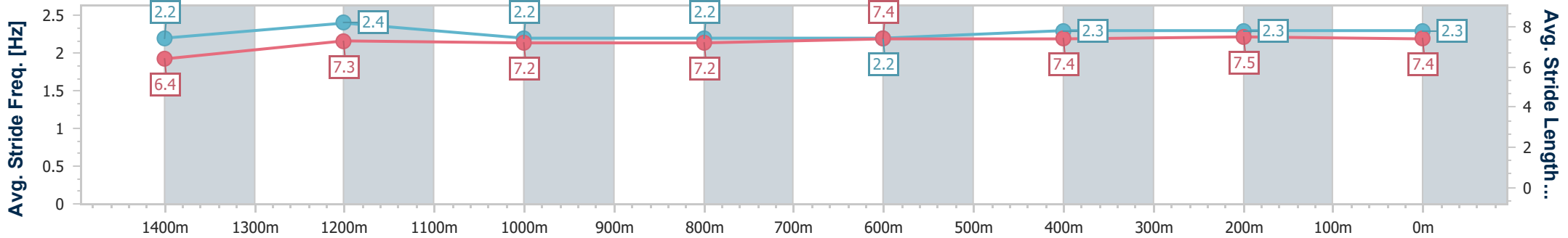
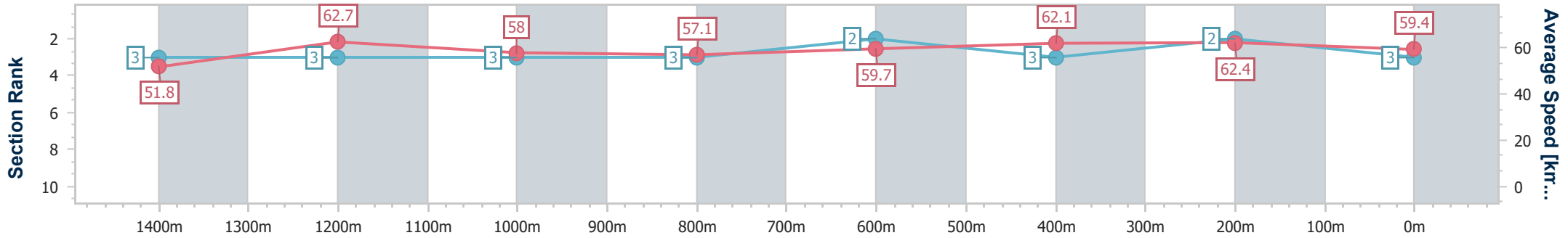
Mackay QLD Professional
Race 2: Happy 21st Savannah Class 3 Plate - 1560m



11 May 2024 - 12:36

Track Rating: Soft 6, Weather: Overcast, Rail Position: +2m Entire

Section	Overall	1400m	1200m	1000m	800m	600m	400m	200m
Section Times	1:35.66 [3] (0:11.13)	1:24.53 [3] (0:11.77)	1:12.76 [3] (0:12.53)	1:00.23 [3] (0:12.71)	0:47.52 [3] (0:12.15)	0:35.37 [2] (0:11.63)	0:23.74 [3] (0:11.62)	0:12.12 [2] (0:12.12)
Average Speed [km/h]	51.8	62.7	58.0	57.1	59.7	62.1	62.4	59.4
Top Speed [km/h]	64.5	64.8	58.8	57.4	62.0	63.2	63.3	62.4
Avg. Dist. to Rail [m]	4.8	4.7	4.4	3.2	1.8	1.2	3.2	4.8
Avg. Stride Freq. [Hz]	2.2	2.4	2.2	2.2	2.2	2.3	2.3	2.3
Avg. Stride Length [m]	6.4	7.3	7.2	7.2	7.4	7.4	7.5	7.4



- [] Ranking at each section and finish
- .-.- No data available at this section
- NA No data available



Horse/Jockey Name	Chilli Palmer
Final Rank	4
Fastest Section Time (Section)	0:11.22 (Overall)
Top Speed [km/h] (Section)	65.1 (600m)
Race State	Finished



Mackay QLD Professional

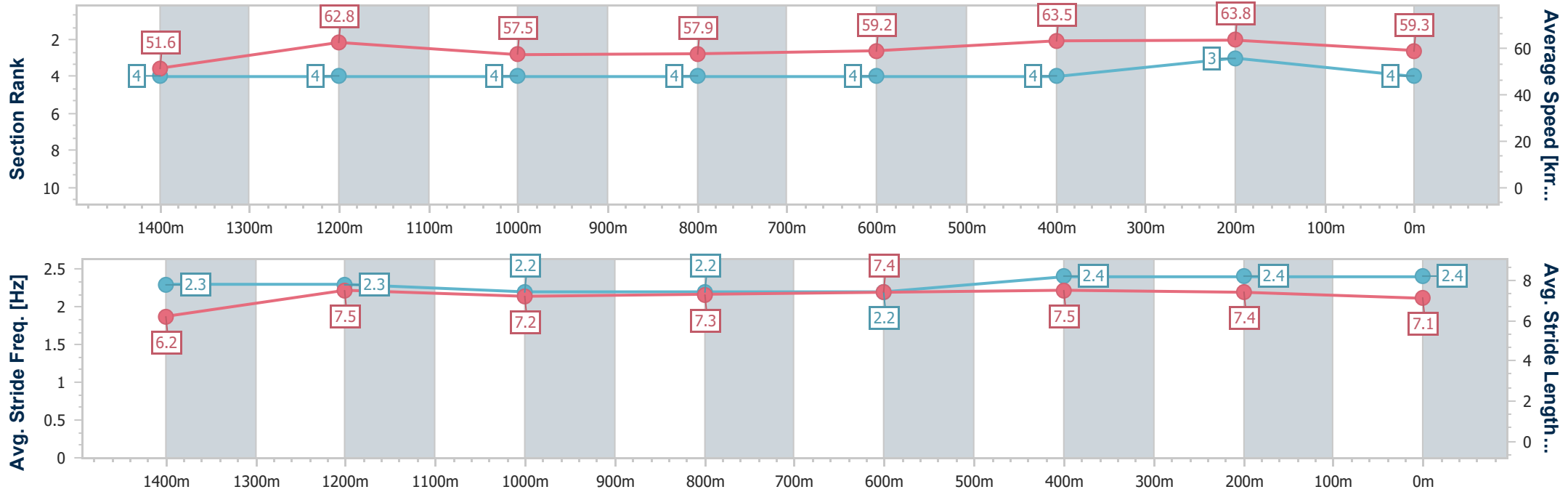
Race 2: Happy 21st Savannah Class 3 Plate - 1560m

11 May 2024 - 12:36

Track Rating: Soft 6, Weather: Overcast, Rail Position: +2m Entire



Section	Overall	1400m	1200m	1000m	800m	600m	400m	200m
Section Times	1:35.69 [4] (0:11.22)	1:24.47 [4] (0:11.72)	1:12.75 [4] (0:12.66)	1:00.09 [4] (0:12.56)	0:47.53 [4] (0:12.33)	0:35.20 [4] (0:11.65)	0:23.55 [4] (0:11.40)	0:12.15 [3] (0:12.15)
Average Speed [km/h]	51.6	62.8	57.5	57.9	59.2	63.5	63.8	59.3
Top Speed [km/h]	64.7	64.6	59.2	58.8	63.3	65.1	64.6	63.4
Avg. Dist. to Rail [m]	5.8	5.0	5.3	3.8	3.6	3.8	4.5	6.5
Avg. Stride Freq. [Hz]	2.3	2.3	2.2	2.2	2.2	2.4	2.4	2.4
Avg. Stride Length [m]	6.2	7.5	7.2	7.3	7.4	7.5	7.4	7.1



- [] Ranking at each section and finish
- .-.- No data available at this section
- NA No data available



Horse/Jockey Name	Roy's Road
Final Rank	5
Fastest Section Time (Section)	0:11.12 (Overall)
Top Speed [km/h] (Section)	65.5 (1400m)
Race State	Finished



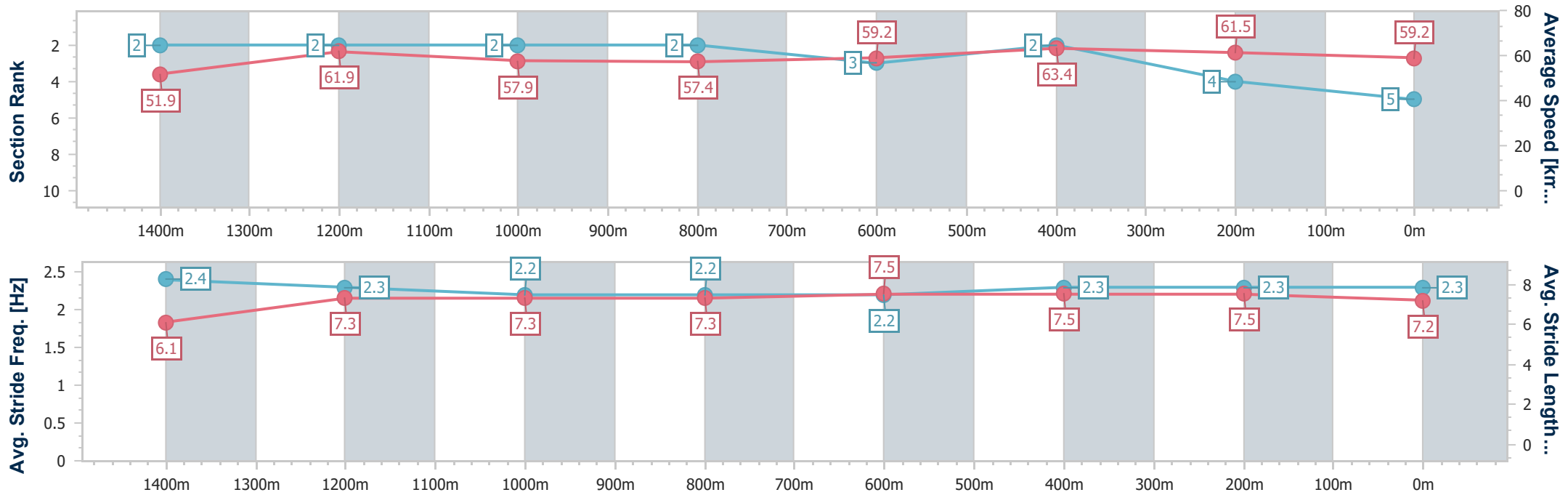
Mackay QLD Professional
Race 2: Happy 21st Savannah Class 3 Plate - 1560m



11 May 2024 - 12:36

Track Rating: Soft 6, Weather: Overcast, Rail Position: +2m Entire

Section	Overall	1400m	1200m	1000m	800m	600m	400m	200m
Section Times	1:35.83 [5] (0:11.12)	1:24.71 [2] (0:11.76)	1:12.95 [2] (0:12.49)	1:00.46 [2] (0:12.64)	0:47.82 [2] (0:12.30)	0:35.52 [3] (0:11.59)	0:23.93 [2] (0:11.77)	0:12.16 [4] (0:12.16)
Average Speed [km/h]	51.9	61.9	57.9	57.4	59.2	63.4	61.5	59.2
Top Speed [km/h]	65.3	65.5	58.7	58.1	62.2	64.7	63.4	60.7
Avg. Dist. to Rail [m]	2.7	2.5	2.9	2.8	2.5	2.7	4.0	4.7
Avg. Stride Freq. [Hz]	2.4	2.3	2.2	2.2	2.2	2.3	2.3	2.3
Avg. Stride Length [m]	6.1	7.3	7.3	7.3	7.5	7.5	7.5	7.2



- [] Ranking at each section and finish
- .-.- No data available at this section
- NA No data available



Horse/Jockey Name	Defrosted
Final Rank	6
Fastest Section Time (Section)	0:11.33 (600m)
Top Speed [km/h] (Section)	64.6 (400m)
Race State	Finished



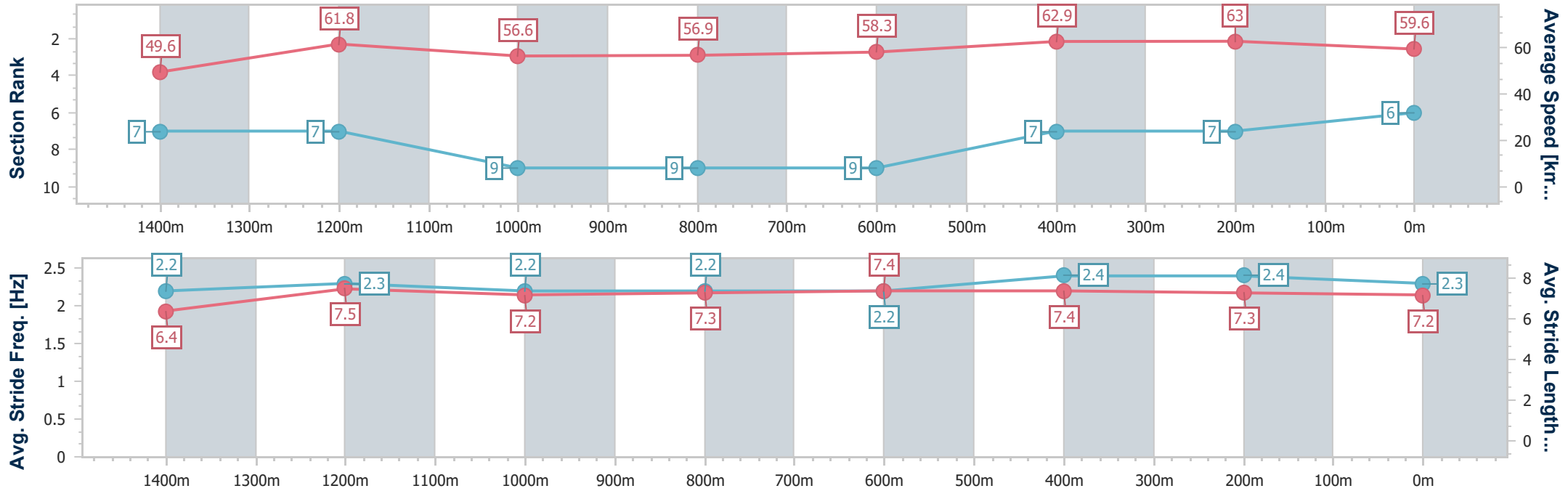
Mackay QLD Professional
Race 2: Happy 21st Savannah Class 3 Plate - 1560m



11 May 2024 - 12:36

Track Rating: Soft 6, Weather: Overcast, Rail Position: +2m Entire

Section	Overall	1400m	1200m	1000m	800m	600m	400m	200m
Section Times	1:36.11 [6] (0:11.60)	1:24.51 [7] (0:11.78)	1:12.73 [7] (0:12.82)	0:59.91 [9] (0:12.71)	0:47.20 [9] (0:12.37)	0:34.83 [9] (0:11.33)	0:23.50 [7] (0:11.43)	0:12.07 [7] (0:12.07)
Average Speed [km/h]	49.6	61.8	56.6	56.9	58.3	62.9	63.0	59.6
Top Speed [km/h]	63.5	63.5	58.0	58.0	60.7	64.6	64.6	64.0
Avg. Dist. to Rail [m]	7.0	2.3	2.0	1.8	1.2	1.0	3.3	8.0
Avg. Stride Freq. [Hz]	2.2	2.3	2.2	2.2	2.2	2.4	2.4	2.3
Avg. Stride Length [m]	6.4	7.5	7.2	7.3	7.4	7.4	7.3	7.2



- [] Ranking at each section and finish
- .-.- No data available at this section
- NA No data available



Horse/Jockey Name	Whakamiharo
Final Rank	7
Fastest Section Time (Section)	0:10.95 (Overall)
Top Speed [km/h] (Section)	66.8 (1400m)
Race State	Finished



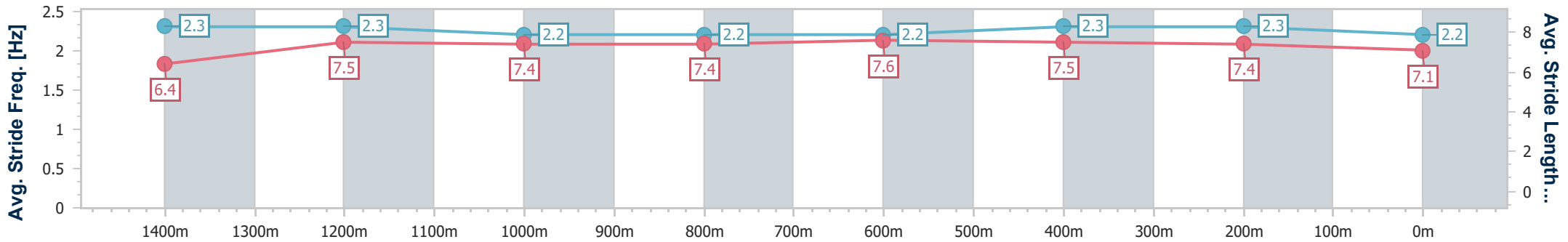
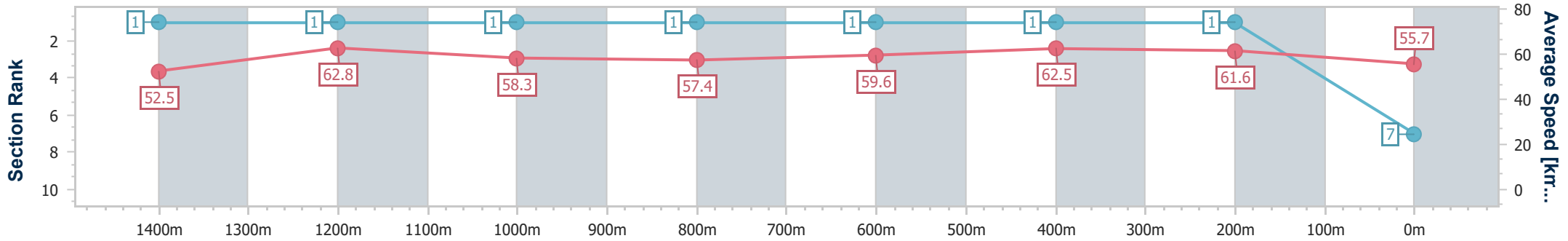
Mackay QLD Professional
Race 2: Happy 21st Savannah Class 3 Plate - 1560m



11 May 2024 - 12:36

Track Rating: Soft 6, Weather: Overcast, Rail Position: +2m Entire

Section	Overall	1400m	1200m	1000m	800m	600m	400m	200m
Section Times	1:36.35 [7] (0:10.95)	1:25.40 [1] (0:11.70)	1:13.70 [1] (0:12.41)	1:01.29 [1] (0:12.64)	0:48.65 [1] (0:12.16)	0:36.49 [1] (0:11.78)	0:24.71 [1] (0:11.82)	0:12.89 [1] (0:12.89)
Average Speed [km/h]	52.5	62.8	58.3	57.4	59.6	62.5	61.6	55.7
Top Speed [km/h]	66.7	66.8	58.6	57.8	62.5	62.9	62.6	59.6
Avg. Dist. to Rail [m]	9.8	3.8	3.2	2.8	2.4	2.9	4.0	3.7
Avg. Stride Freq. [Hz]	2.3	2.3	2.2	2.2	2.2	2.3	2.3	2.2
Avg. Stride Length [m]	6.4	7.5	7.4	7.4	7.6	7.5	7.4	7.1



- [] Ranking at each section and finish
- .-.- No data available at this section
- NA No data available



Horse/Jockey Name	Torque Espagna
Final Rank	8
Fastest Section Time (Section)	0:11.60 (400m)
Top Speed [km/h] (Section)	63.6 (600m)
Race State	Finished



Mackay QLD Professional

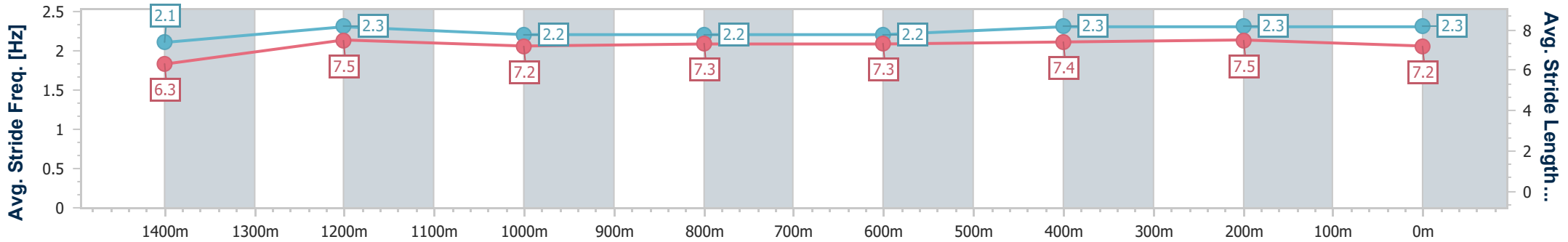
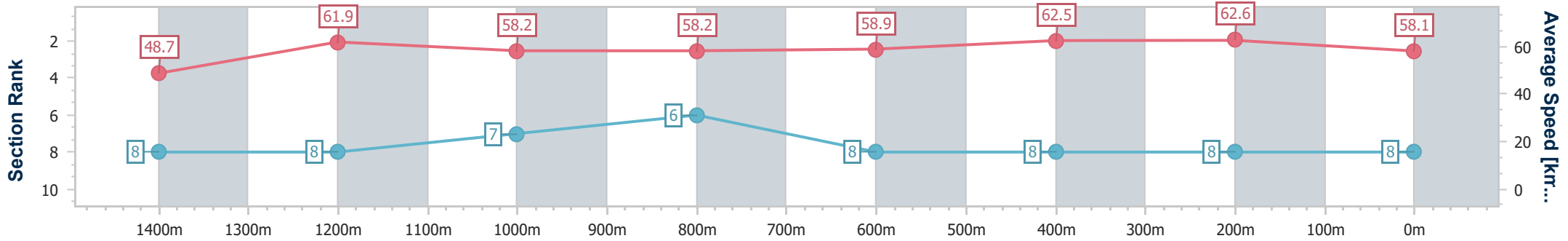
Race 2: Happy 21st Savannah Class 3 Plate - 1560m

11 May 2024 - 12:36

Track Rating: Soft 6, Weather: Overcast, Rail Position: +2m Entire



Section	Overall	1400m	1200m	1000m	800m	600m	400m	200m
Section Times	1:36.79 [8] (0:11.80)	1:24.99 [8] (0:11.82)	1:13.17 [8] (0:12.51)	1:00.66 [7] (0:12.49)	0:48.17 [6] (0:12.38)	0:35.79 [8] (0:11.76)	0:24.03 [8] (0:11.60)	0:12.43 [8] (0:12.43)
Average Speed [km/h]	48.7	61.9	58.2	58.2	58.9	62.5	62.6	58.1
Top Speed [km/h]	62.9	63.2	59.9	59.2	61.1	63.6	63.2	61.7
Avg. Dist. to Rail [m]	5.1	3.5	4.1	3.7	3.3	3.2	5.6	7.7
Avg. Stride Freq. [Hz]	2.1	2.3	2.2	2.2	2.2	2.3	2.3	2.3
Avg. Stride Length [m]	6.3	7.5	7.2	7.3	7.3	7.4	7.5	7.2



- [] Ranking at each section and finish
- .-.- No data available at this section
- NA No data available



Horse/Jockey Name	Density
Final Rank	9
Fastest Section Time (Section)	0:11.70 (1400m)
Top Speed [km/h] (Section)	63.7 (1400m)
Race State	Finished



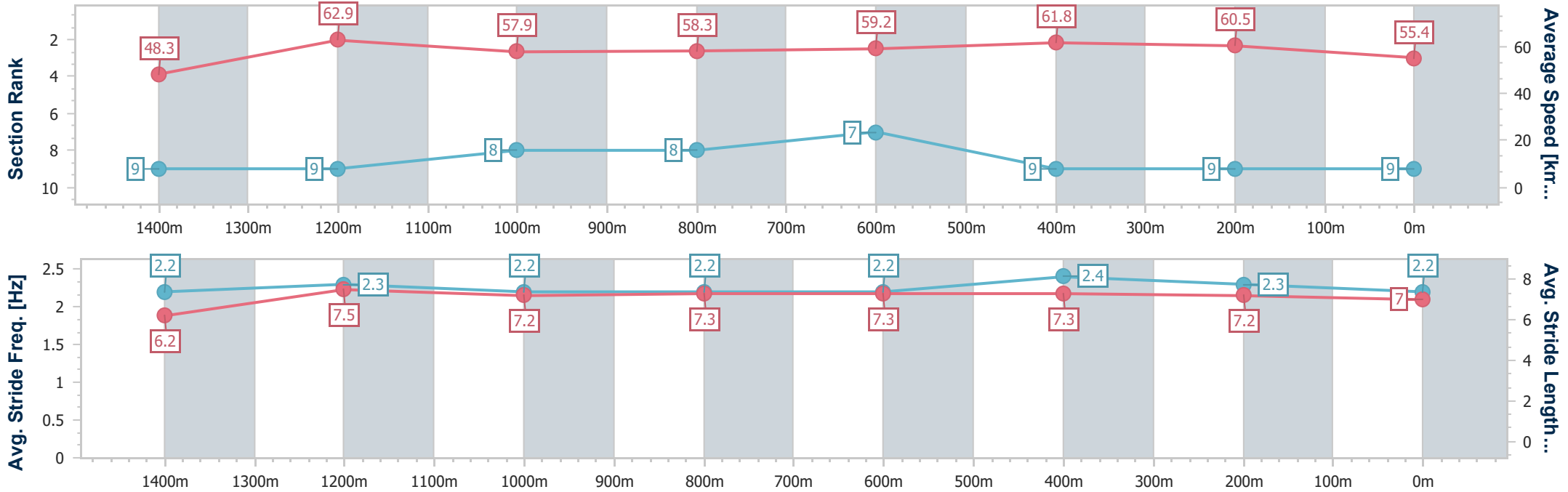
Mackay QLD Professional
Race 2: Happy 21st Savannah Class 3 Plate - 1560m



11 May 2024 - 12:36

Track Rating: Soft 6, Weather: Overcast, Rail Position: +2m Entire

Section	Overall	1400m	1200m	1000m	800m	600m	400m	200m
Section Times	1:37.90 [9] (0:11.94)	1:25.96 [9] (0:11.70)	1:14.26 [9] (0:12.55)	1:01.71 [8] (0:12.50)	0:49.21 [8] (0:12.30)	0:36.91 [7] (0:11.95)	0:24.96 [9] (0:12.00)	0:12.96 [9] (0:12.96)
Average Speed [km/h]	48.3	62.9	57.9	58.3	59.2	61.8	60.5	55.4
Top Speed [km/h]	61.9	63.7	60.5	59.5	60.7	62.4	61.7	59.6
Avg. Dist. to Rail [m]	6.6	4.0	5.0	4.4	3.6	3.0	4.6	5.3
Avg. Stride Freq. [Hz]	2.2	2.3	2.2	2.2	2.2	2.4	2.3	2.2
Avg. Stride Length [m]	6.2	7.5	7.2	7.3	7.3	7.3	7.2	7.0



- [] Ranking at each section and finish
- .-.- No data available at this section
- NA No data available



Mackay QLD Professional

Race 3: Happy 50th Coxy Class 4 Handicap - 1200m

11 May 2024 - 13:12



MACKAY TURF CLUB
Ooralea Racecourse

Track Rating: Soft 5, Weather: Overcast, Rail Position: +2m Entire

Section		Overall										Last 600m	
Field Times		1:10.55										0:35.35	
		(0:13.12)											
		1000m											
		0:57.43											
		(0:10.98)											
		800m											
		0:46.45											
		(0:11.10)											
		600m											
		0:35.35											
		(0:11.56)											
		400m											
		0:23.79											
		(0:11.55)											
		200m											
		0:12.24											
		(0:12.24)											
Rank	TAB	Horse/Jockey	Barrier	Top Speed [km/h]	Fastest Section	Overall	1000m	800m	600m	400m	200m	Margin	Distance Travelled [m]
1	6	NIC ME SOME Nathan Thomas	3	67.1 1000m	0:11.04 1000m	1:10.55 [1] (0:13.33)	0:57.22 [2] (0:11.04)	0:46.18 [3] (0:11.13)	0:35.05 [3] (0:11.52)	0:23.53 [3] (0:11.47)	0:12.06 [3] (0:12.06)	1:10.55 0:35.05	
2	2	STICK TO YOUR GUNS Justin Stanley	9	69.4 1000m	0:10.76 1000m	1:10.58 [2] (0:13.34)	0:57.24 [3] (0:10.76)	0:46.48 [1] (0:11.14)	0:35.34 [2] (0:11.59)	0:23.75 [2] (0:11.53)	0:12.22 [2] (0:12.22)	0.03L 0:35.34	+9
3	4	BOLD HUNTER Jackson Murphy	4	67.4 1000m	0:10.98 1000m	1:10.59 [3] (0:13.12)	0:57.47 [1] (0:10.98)	0:46.49 [2] (0:11.10)	0:35.39 [1] (0:11.56)	0:23.83 [1] (0:11.55)	0:12.28 [1] (0:12.28)	0.01L 0:35.39	+0
4	9	FIGHT IN THE DOG Tasha Chambers	6	67.5 800m	0:11.15 1000m	1:10.89 [4] (0:13.75)	0:57.14 [7] (0:11.15)	0:45.99 [7] (0:11.17)	0:34.82 [7] (0:11.69)	0:23.13 [7] (0:11.35)	0:11.78 [4] (0:11.78)	0.3L 0:34.82	+15
5	12	ADMIRAL ASH Zac Sprie	10	67.8 1000m	0:11.02 1000m	1:11.50 [5] (0:14.25)	0:57.25 [8] (0:11.02)	0:46.23 [8] (0:11.16)	0:35.07 [8] (0:11.51)	0:23.56 [8] (0:11.59)	0:11.97 [7] (0:11.97)	0.61L 0:35.07	+5
6	3	CUSACK Ashley Butler	2	67.5 1000m	0:11.02 1000m	1:11.83 [6] (0:13.72)	0:58.11 [6] (0:11.02)	0:47.09 [6] (0:11.02)	0:36.07 [5] (0:11.75)	0:24.32 [5] (0:11.81)	0:12.51 [6] (0:12.51)	0.33L 0:36.07	+8
7	11	CHILL OUT MISS Warwick Satherley	11	67.7 Overall	0:11.14 1000m	1:12.33 [7] (0:13.36)	0:58.97 [4] (0:11.14)	0:47.83 [4] (0:11.25)	0:36.58 [4] (0:11.59)	0:24.99 [4] (0:11.88)	0:13.11 [5] (0:13.11)	0.5L 0:36.58	+7
8	5	A CALL FROM HEAVEN Jason Taylor	1	67.7 1000m	0:10.99 1000m	1:15.17 [8] (0:13.70)	1:01.47 [5] (0:10.99)	0:50.48 [5] (0:11.12)	0:39.36 [6] (0:11.79)	0:27.57 [6] (0:12.61)	0:14.96 [8] (0:14.96)	2.84L 0:39.36	+6

Scratched: So You Battle (#7), Flying Shamus (#8), Let's Roll (#10), Outback Action (#1)



Horse/Jockey Name	Nic Me Some
Final Rank	1
Fastest Section Time (Section)	0:11.04 (1000m)
Top Speed [km/h] (Section)	67.1 (1000m)
Race State	Finished

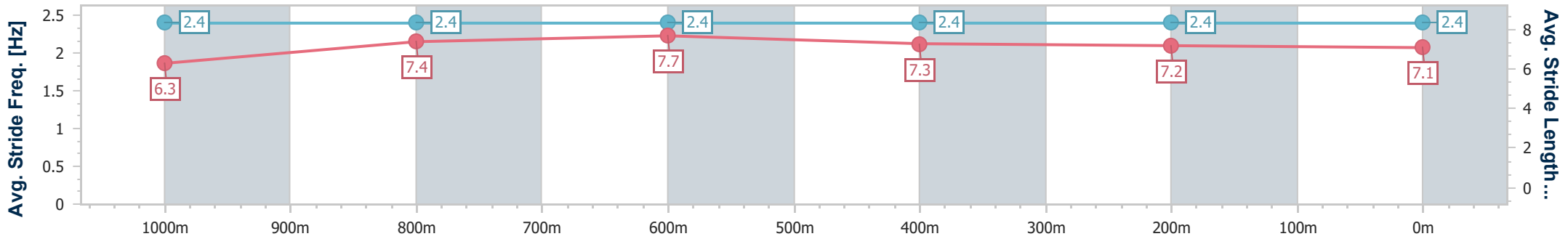
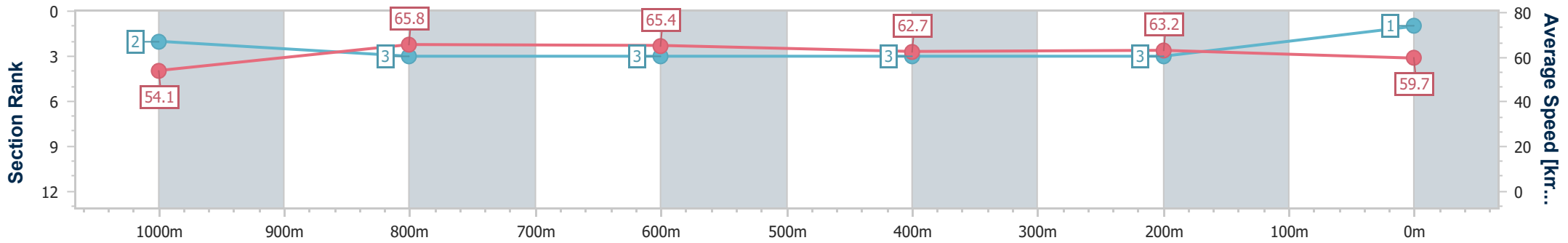


Mackay QLD Professional
Race 3: Happy 50th Coxy Class 4 Handicap - 1200m



11 May 2024 - 13:12
Track Rating: Soft 5, Weather: Overcast, Rail Position: +2m Entire

Section	Overall	1000m	800m	600m	400m	200m
Section Times	1:10.55 [1] (0:13.33)	0:57.22 [2] (0:11.04)	0:46.18 [3] (0:11.13)	0:35.05 [3] (0:11.52)	0:23.53 [3] (0:11.47)	0:12.06 [3] (0:12.06)
Average Speed [km/h]	54.1	65.8	65.4	62.7	63.2	59.7
Top Speed [km/h]	65.8	67.1	67.0	64.4	65.1	63.0
Avg. Dist. to Rail [m]	3.3	2.6	2.9	0.7	3.1	5.2
Avg. Stride Freq. [Hz]	2.4	2.4	2.4	2.4	2.4	2.4
Avg. Stride Length [m]	6.3	7.4	7.7	7.3	7.2	7.1



- [] Ranking at each section and finish
- .-.- No data available at this section
- NA No data available



Horse/Jockey Name	Stick To Your Guns
Final Rank	2
Fastest Section Time (Section)	0:10.76 (1000m)
Top Speed [km/h] (Section)	69.4 (1000m)
Race State	Finished

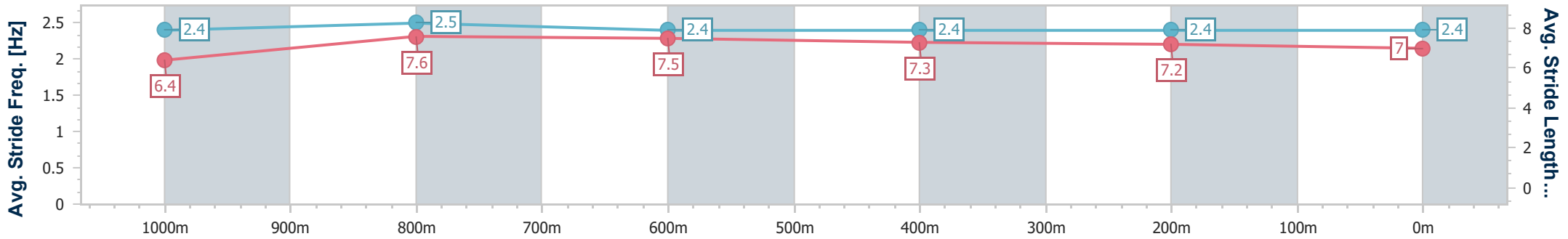
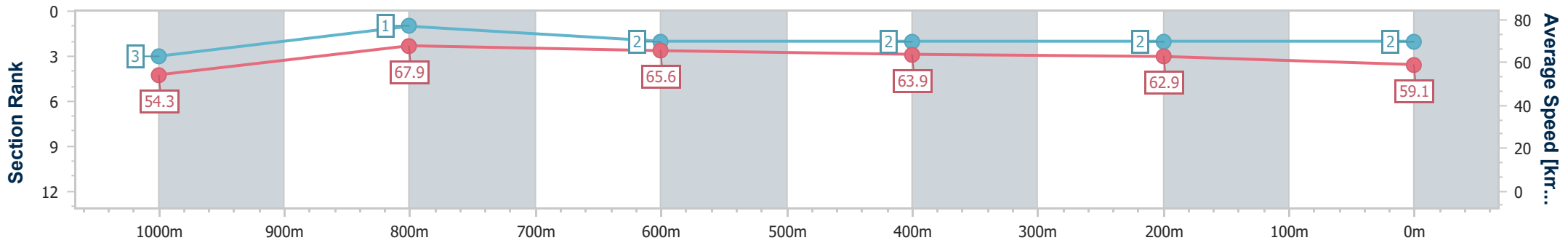


Mackay QLD Professional
Race 3: Happy 50th Coxy Class 4 Handicap - 1200m



11 May 2024 - 13:12
Track Rating: Soft 5, Weather: Overcast, Rail Position: +2m Entire

Section	Overall	1000m	800m	600m	400m	200m
Section Times	1:10.58 [2] (0:13.34)	0:57.24 [3] (0:10.76)	0:46.48 [1] (0:11.14)	0:35.34 [2] (0:11.59)	0:23.75 [2] (0:11.53)	0:12.22 [2] (0:12.22)
Average Speed [km/h]	54.3	67.9	65.6	63.9	62.9	59.1
Top Speed [km/h]	68.2	69.4	67.1	64.9	64.5	63.2
Avg. Dist. to Rail [m]	6.5	4.3	5.1	3.3	5.0	5.9
Avg. Stride Freq. [Hz]	2.4	2.5	2.4	2.4	2.4	2.4
Avg. Stride Length [m]	6.4	7.6	7.5	7.3	7.2	7.0



- [] Ranking at each section and finish
- .-.- No data available at this section
- NA No data available



Horse/Jockey Name	Bold Hunter
Final Rank	3
Fastest Section Time (Section)	0:10.98 (1000m)
Top Speed [km/h] (Section)	67.4 (1000m)
Race State	Finished



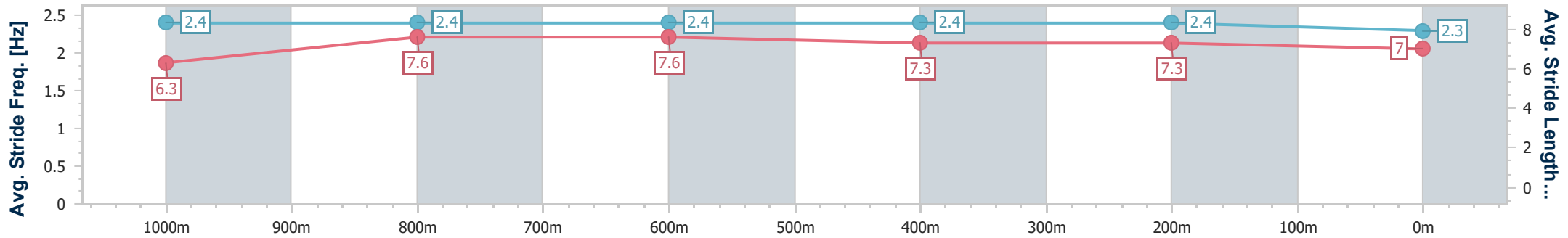
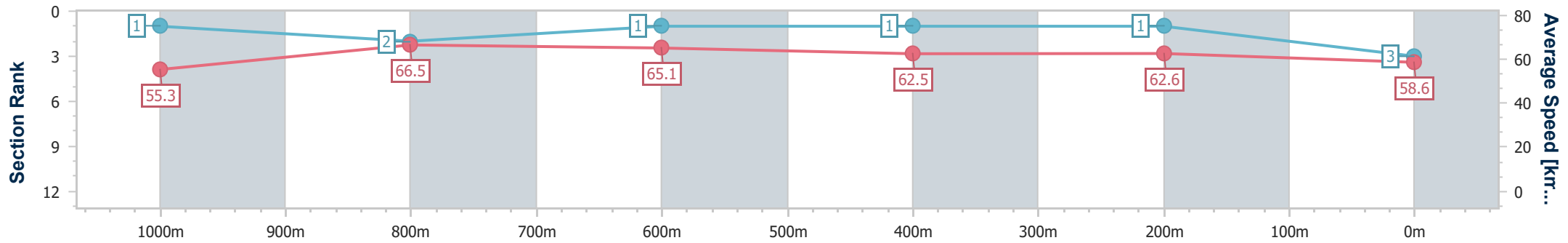
Mackay QLD Professional
Race 3: Happy 50th Coxy Class 4 Handicap - 1200m



11 May 2024 - 13:12

Track Rating: Soft 5, Weather: Overcast, Rail Position: +2m Entire

Section	Overall	1000m	800m	600m	400m	200m
Section Times	1:10.59 [3] (0:13.12)	0:57.47 [1] (0:10.98)	0:46.49 [2] (0:11.10)	0:35.39 [1] (0:11.56)	0:23.83 [1] (0:11.55)	0:12.28 [1] (0:12.28)
Average Speed [km/h]	55.3	66.5	65.1	62.5	62.6	58.6
Top Speed [km/h]	67.3	67.4	67.2	63.6	63.3	61.6
Avg. Dist. to Rail [m]	5.7	3.7	2.7	0.5	2.2	3.2
Avg. Stride Freq. [Hz]	2.4	2.4	2.4	2.4	2.4	2.3
Avg. Stride Length [m]	6.3	7.6	7.6	7.3	7.3	7.0



- [] Ranking at each section and finish
- .-.- No data available at this section
- NA No data available



Horse/Jockey Name	Fight In The Dog
Final Rank	4
Fastest Section Time (Section)	0:11.15 (1000m)
Top Speed [km/h] (Section)	67.5 (800m)
Race State	Finished

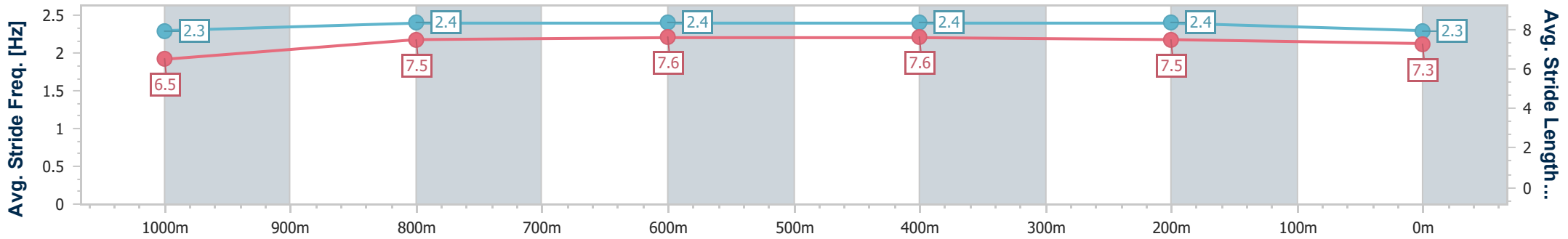
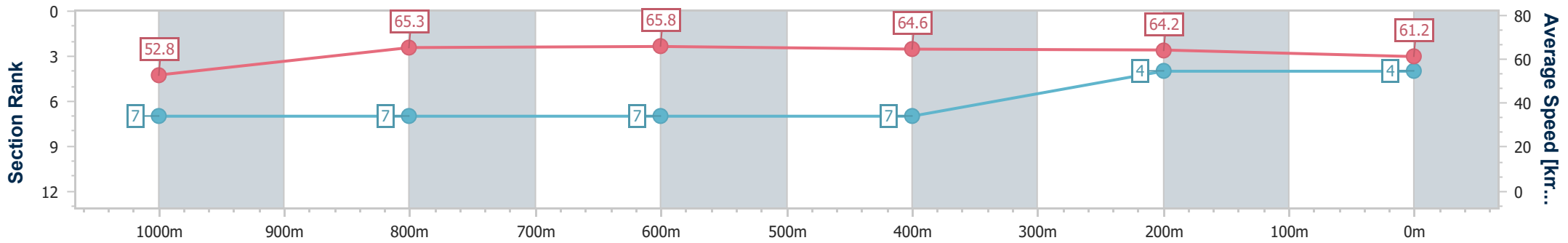


Mackay QLD Professional
Race 3: Happy 50th Coxy Class 4 Handicap - 1200m



11 May 2024 - 13:12
Track Rating: Soft 5, Weather: Overcast, Rail Position: +2m Entire

Section	Overall	1000m	800m	600m	400m	200m
Section Times	1:10.89 [4] (0:13.75)	0:57.14 [7] (0:11.15)	0:45.99 [7] (0:11.17)	0:34.82 [7] (0:11.69)	0:23.13 [7] (0:11.35)	0:11.78 [4] (0:11.78)
Average Speed [km/h]	52.8	65.3	65.8	64.6	64.2	61.2
Top Speed [km/h]	65.6	66.4	67.5	65.4	65.8	64.1
Avg. Dist. to Rail [m]	6.0	4.1	6.3	6.2	6.3	7.3
Avg. Stride Freq. [Hz]	2.3	2.4	2.4	2.4	2.4	2.3
Avg. Stride Length [m]	6.5	7.5	7.6	7.6	7.5	7.3



- [] Ranking at each section and finish
- .-.- No data available at this section
- NA No data available



Horse/Jockey Name	Admiral Ash
Final Rank	5
Fastest Section Time (Section)	0:11.02 (1000m)
Top Speed [km/h] (Section)	67.8 (1000m)
Race State	Finished



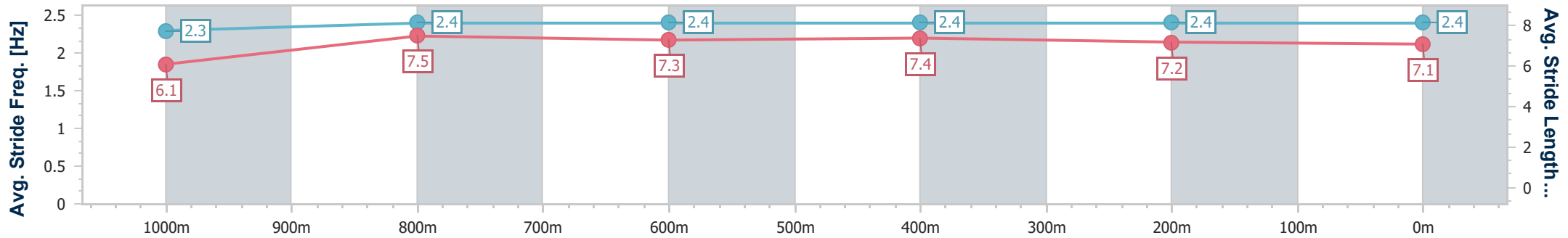
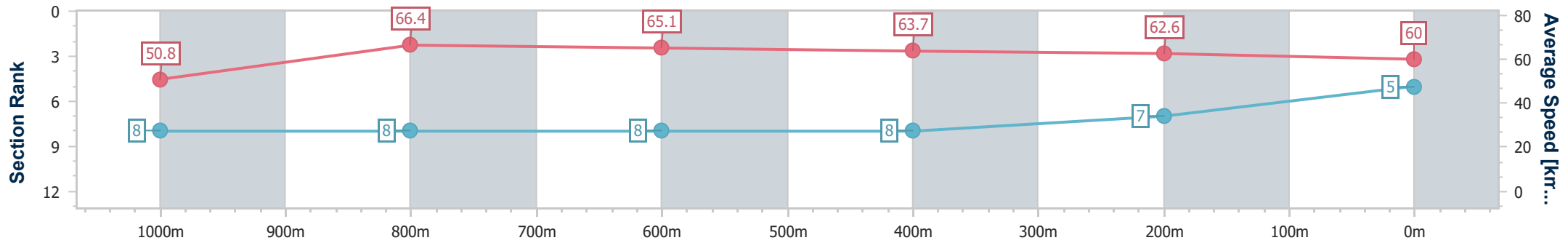
Mackay QLD Professional
Race 3: Happy 50th Coxy Class 4 Handicap - 1200m



11 May 2024 - 13:12

Track Rating: Soft 5, Weather: Overcast, Rail Position: +2m Entire

Section	Overall	1000m	800m	600m	400m	200m
Section Times	1:11.50 [5] (0:14.25)	0:57.25 [8] (0:11.02)	0:46.23 [8] (0:11.16)	0:35.07 [8] (0:11.51)	0:23.56 [8] (0:11.59)	0:11.97 [7] (0:11.97)
Average Speed [km/h]	50.8	66.4	65.1	63.7	62.6	60.0
Top Speed [km/h]	65.6	67.8	67.6	65.6	63.9	62.5
Avg. Dist. to Rail [m]	6.5	3.5	3.6	2.2	4.2	3.3
Avg. Stride Freq. [Hz]	2.3	2.4	2.4	2.4	2.4	2.4
Avg. Stride Length [m]	6.1	7.5	7.3	7.4	7.2	7.1



- [] Ranking at each section and finish
- .-.- No data available at this section
- NA No data available



Horse/Jockey Name	Cusack
Final Rank	6
Fastest Section Time (Section)	0:11.02 (1000m)
Top Speed [km/h] (Section)	67.5 (1000m)
Race State	Finished

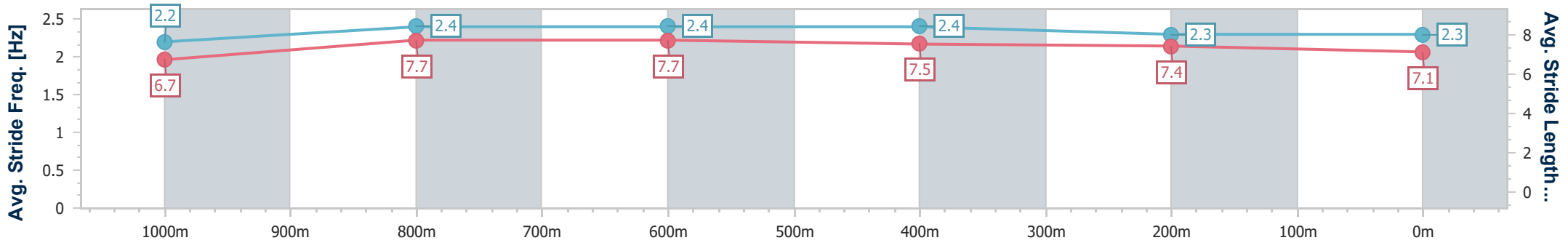
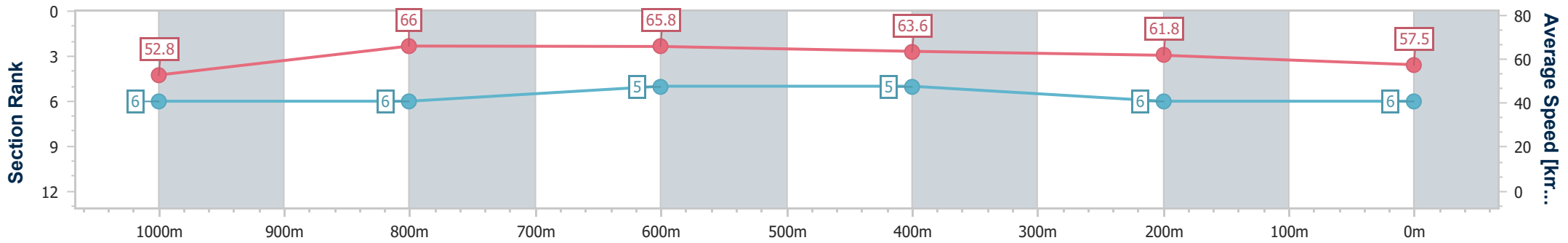


Mackay QLD Professional
Race 3: Happy 50th Coxy Class 4 Handicap - 1200m



11 May 2024 - 13:12
Track Rating: Soft 5, Weather: Overcast, Rail Position: +2m Entire

Section	Overall	1000m	800m	600m	400m	200m
Section Times	1:11.83 [6] (0:13.72)	0:58.11 [6] (0:11.02)	0:47.09 [6] (0:11.02)	0:36.07 [5] (0:11.75)	0:24.32 [5] (0:11.81)	0:12.51 [6] (0:12.51)
Average Speed [km/h]	52.8	66.0	65.8	63.6	61.8	57.5
Top Speed [km/h]	65.4	67.5	67.4	64.9	62.6	60.6
Avg. Dist. to Rail [m]	4.2	3.2	3.4	4.4	7.7	8.6
Avg. Stride Freq. [Hz]	2.2	2.4	2.4	2.4	2.3	2.3
Avg. Stride Length [m]	6.7	7.7	7.7	7.5	7.4	7.1



- [] Ranking at each section and finish
- .-.- No data available at this section
- NA No data available



Horse/Jockey Name	Chill Out Miss
Final Rank	7
Fastest Section Time (Section)	0:11.14 (1000m)
Top Speed [km/h] (Section)	67.7 (Overall)
Race State	Finished

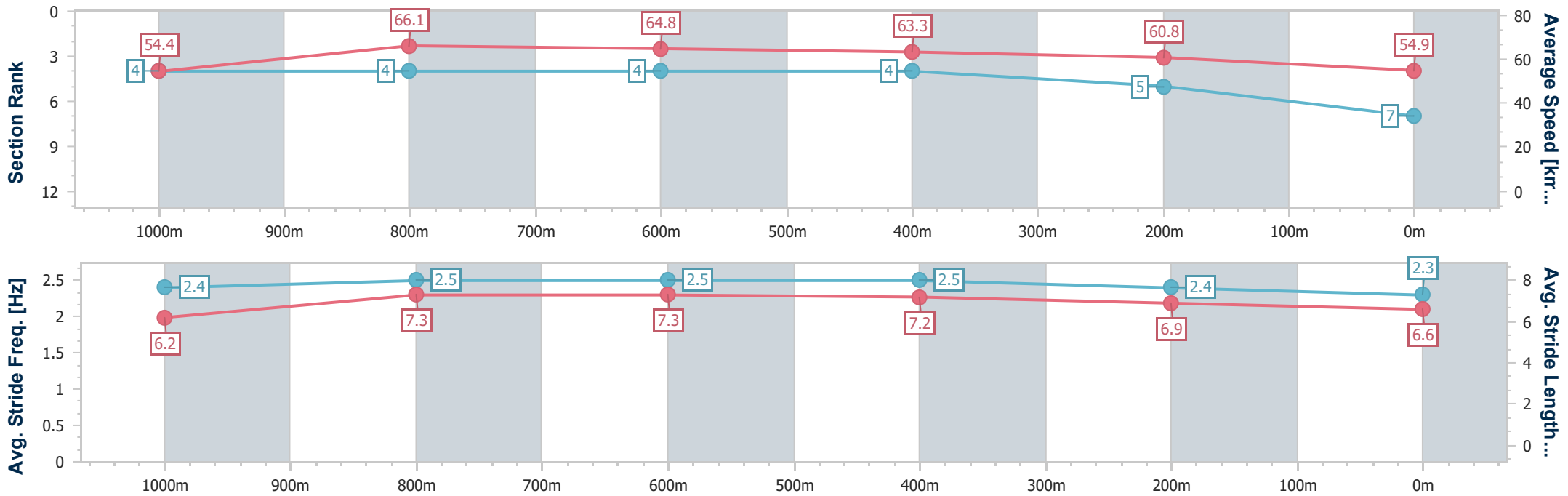


Mackay QLD Professional
Race 3: Happy 50th Coxy Class 4 Handicap - 1200m



11 May 2024 - 13:12
Track Rating: Soft 5, Weather: Overcast, Rail Position: +2m Entire

Section	Overall	1000m	800m	600m	400m	200m
Section Times	1:12.33 [7] (0:13.36)	0:58.97 [4] (0:11.14)	0:47.83 [4] (0:11.25)	0:36.58 [4] (0:11.59)	0:24.99 [4] (0:11.88)	0:13.11 [5]
Average Speed [km/h]	54.4	66.1	64.8	63.3	60.8	54.9
Top Speed [km/h]	67.7	67.3	66.2	64.7	62.0	59.8
Avg. Dist. to Rail [m]	8.0	6.8	4.6	1.9	4.7	5.7
Avg. Stride Freq. [Hz]	2.4	2.5	2.5	2.5	2.4	2.3
Avg. Stride Length [m]	6.2	7.3	7.3	7.2	6.9	6.6



- [] Ranking at each section and finish
- .-.- No data available at this section
- NA No data available



Horse/Jockey Name	A Call From Heaven
Final Rank	8
Fastest Section Time (Section)	0:10.99 (1000m)
Top Speed [km/h] (Section)	67.7 (1000m)
Race State	Finished



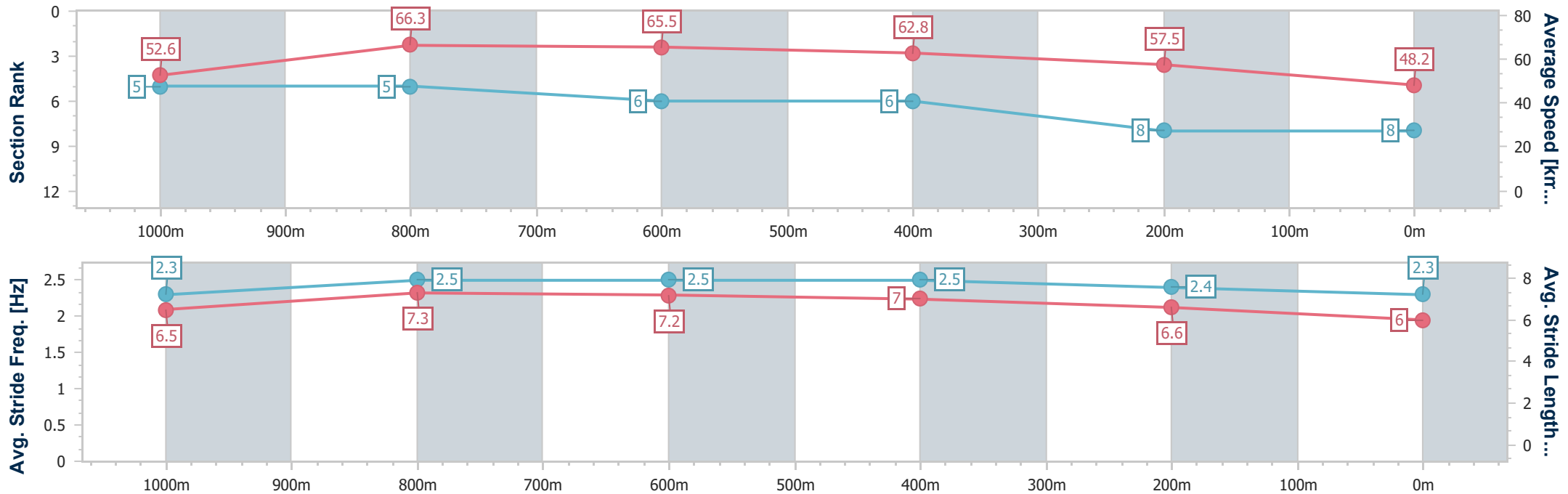
Mackay QLD Professional
Race 3: Happy 50th Coxy Class 4 Handicap - 1200m



11 May 2024 - 13:12

Track Rating: Soft 5, Weather: Overcast, Rail Position: +2m Entire

Section	Overall	1000m	800m	600m	400m	200m
Section Times	1:15.17 [8] (0:13.70)	1:01.47 [5] (0:10.99)	0:50.48 [5] (0:11.12)	0:39.36 [6] (0:11.79)	0:27.57 [6] (0:12.61)	0:14.96 [8] (0:14.96)
Average Speed [km/h]	52.6	66.3	65.5	62.8	57.5	48.2
Top Speed [km/h]	65.5	67.7	67.0	64.2	61.6	53.1
Avg. Dist. to Rail [m]	3.5	2.7	4.4	3.5	3.9	4.0
Avg. Stride Freq. [Hz]	2.3	2.5	2.5	2.5	2.4	2.3
Avg. Stride Length [m]	6.5	7.3	7.2	7.0	6.6	6.0



- [] Ranking at each section and finish
- .-.- No data available at this section
- NA No data available



Mackay QLD Professional

Race 4: Racing Again Mon 27th May BENCHMARK 60 Handicap - 1800m

11 May 2024 - 13:47



MACKAY TURF CLUB
Ooralea Racecourse

Track Rating: Soft 5, Weather: Overcast, Rail Position: +2m Entire

Section		Overall	1600m	1400m	1200m	1000m	800m	600m	Last 600m				
Field Times		1:52.68 (0:13.72)	1:38.96 (0:12.24)	1:26.72 (0:13.05)	1:13.67 (0:12.33)	1:01.34 (0:12.27)	0:49.07 (0:12.04)	0:37.03 (0:12.33)	0:37.03				
Rank	TAB Horse/Jockey	Barrier	Top Speed [km/h]	Fastest Section									Distance Travelled [m]
1	6 FLAMENCO ROSE McKenzie Apel	5	65.0 400m	0:11.52 400m	1:52.68 [1] (0:14.16)	1:38.52 [5] (0:12.44)	1:26.08 [6] (0:13.23)	1:12.85 [7] (0:12.44)	1:00.41 [7] (0:12.67)	0:47.74 [7] (0:12.38)	0:35.36 [7] (0:11.82)	0:35.36	
2	5 SHADOW PROJECT Scott Sheargold	6	63.8 1600m	0:11.71 400m	1:52.71 [2] (0:13.86)	1:38.85 [3] (0:12.38)	1:26.47 [3] (0:13.14)	1:13.33 [5] (0:12.47)	1:00.86 [5] (0:12.53)	0:48.33 [5] (0:12.34)	0:35.99 [6] (0:12.30)	0:35.99	+1
3	8 MISHANI PATRIOT Jason Taylor	8	62.2 1600m	0:12.04 800m	1:52.96 [3] (0:14.49)	1:38.47 [7] (0:12.20)	1:26.27 [7] (0:12.41)	1:13.86 [2] (0:12.24)	1:01.62 [1] (0:12.27)	0:49.35 [1] (0:12.04)	0:37.31 [1] (0:12.33)	0:37.31	-5
4	3 ENTERPRISE PHOENIX Jackson Murphy	4	63.6 1600m	0:12.09 400m	1:53.00 [4] (0:13.75)	1:39.25 [2] (0:12.26)	1:26.99 [2] (0:13.11)	1:13.88 [3] (0:12.27)	1:01.61 [2] (0:12.54)	0:49.07 [2] (0:12.28)	0:36.79 [2] (0:12.36)	0:36.79	-1
5	7 MARSHY Chris McIver	7	62.2 1600m	0:11.94 400m	1:53.09 [5] (0:14.24)	1:38.85 [6] (0:12.26)	1:26.59 [5] (0:13.24)	1:13.35 [6] (0:12.39)	1:00.96 [6] (0:12.27)	0:48.69 [6] (0:12.29)	0:36.40 [5] (0:12.31)	0:36.40	-3
6	4 OSCAR BRAVO Tasha Chambers	2	62.7 1600m	0:12.00 400m	1:53.24 [6] (0:13.72)	1:39.52 [1] (0:12.24)	1:27.28 [1] (0:13.05)	1:14.23 [1] (0:12.50)	1:01.73 [3] (0:12.56)	0:49.17 [3] (0:12.37)	0:36.80 [3] (0:12.43)	0:36.80	-6
7	2 ROZNAMLA Justin Stanley	3	62.4 1600m	0:12.09 400m	1:53.31 [7] (0:13.90)	1:39.41 [4] (0:12.34)	1:27.07 [4] (0:13.13)	1:13.94 [4] (0:12.31)	1:01.63 [4] (0:12.52)	0:49.11 [4] (0:12.26)	0:36.85 [4] (0:12.24)	0:36.85	+1

Scratched: Knowitall Jack (#1)



Mackay QLD Professional

Race 4: Racing Again Mon 27th May BENCHMARK 60 Handicap - 1800m

11 May 2024 - 13:47



MACKAY TURF CLUB
Ooralea Racecourse

Track Rating: Soft 5, Weather: Overcast, Rail Position: +2m Entire

Section				400m	200m			Last 600m			
Field Times				0:24.70 (0:12.36)	0:12.34 (0:12.34)			0:37.03			
Rank	TAB	Horse/Jockey	Barrier	Top Speed [km/h]	Fastest Section	Margin				Distance Travelled [m]	
1	6	FLAMENCO ROSE McKenzie Apel	5	65.0 400m	0:11.52 400m	0:23.54 [7] (0:11.52)	0:12.02 [2] (0:12.02)	1:52.68		0:35.36	
2	5	SHADOW PROJECT Scott Sheargold	6	63.8 1600m	0:11.71 400m	0:23.69 [6] (0:11.71)	0:11.98 [4] (0:11.98)	0.03L		0:35.99	+1
3	8	MISHANI PATRIOT Jason Taylor	8	62.2 1600m	0:12.04 800m	0:24.98 [1] (0:12.36)	0:12.62 [1] (0:12.62)	0.25L		0:37.31	-5
4	3	ENTERPRISE PHOENIX Jackson Murphy	4	63.6 1600m	0:12.09 400m	0:24.43 [2] (0:12.09)	0:12.34 [3] (0:12.34)	0.04L		0:36.79	-1
5	7	MARSHY Chris McIver	7	62.2 1600m	0:11.94 400m	0:24.09 [5] (0:11.94)	0:12.15 [7] (0:12.15)	0.09L		0:36.40	-3
6	4	OSCAR BRAVO Tasha Chambers	2	62.7 1600m	0:12.00 400m	0:24.37 [4] (0:12.00)	0:12.37 [6] (0:12.37)	0.15L		0:36.80	-6
7	2	ROZNAMLA Justin Stanley	3	62.4 1600m	0:12.09 400m	0:24.61 [3] (0:12.09)	0:12.52 [5] (0:12.52)	0.07L		0:36.85	+1

Scratched: Knowitall Jack (#1)



Horse/Jockey Name	Flamenco Rose
Final Rank	1
Fastest Section Time (Section)	0:11.52 (400m)
Top Speed [km/h] (Section)	65.0 (400m)
Race State	Finished



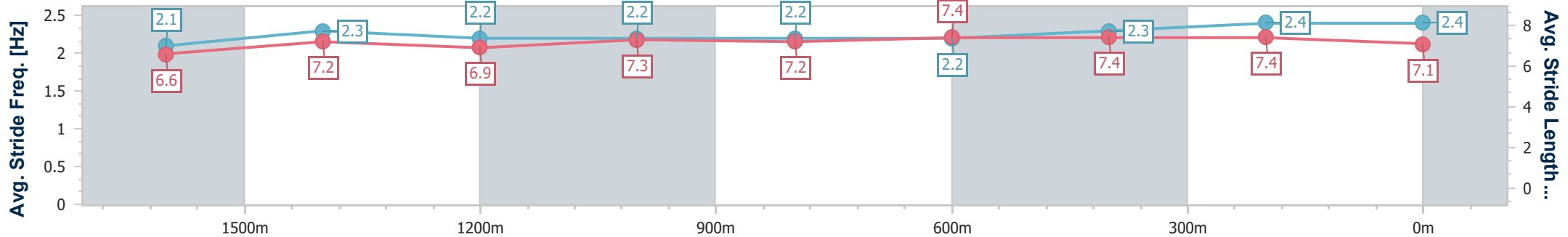
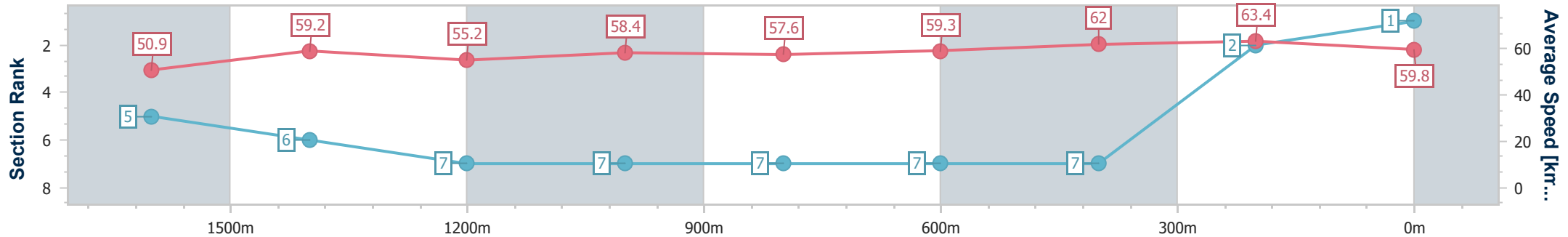
Mackay QLD Professional
Race 4: Racing Again Mon 27th May BENCHMARK 60 Handicap - 1800m



11 May 2024 - 13:47

Track Rating: Soft 5, Weather: Overcast, Rail Position: +2m Entire

Section	Overall	1600m	1400m	1200m	1000m	800m	600m	400m	200m
Section Times	1:52.68 [1] (0:14.16)	1:38.52 [5] (0:12.44)	1:26.08 [6] (0:13.23)	1:12.85 [7] (0:12.44)	1:00.41 [7] (0:12.67)	0:47.74 [7] (0:12.38)	0:35.36 [7] (0:11.82)	0:23.54 [7] (0:11.52)	0:12.02 [2] (0:12.02)
Average Speed [km/h]	50.9	59.2	55.2	58.4	57.6	59.3	62.0	63.4	59.8
Top Speed [km/h]	61.6	61.6	57.1	59.8	59.3	60.9	63.1	65.0	63.1
Avg. Dist. to Rail [m]	7.1	3.8	2.5	4.6	5.1	5.1	2.6	7.6	9.4
Avg. Stride Freq. [Hz]	2.1	2.3	2.2	2.2	2.2	2.2	2.3	2.4	2.4
Avg. Stride Length [m]	6.6	7.2	6.9	7.3	7.2	7.4	7.4	7.4	7.1



- [] Ranking at each section and finish
- .-.- No data available at this section
- NA No data available



Horse/Jockey Name	Shadow Project
Final Rank	2
Fastest Section Time (Section)	0:11.71 (400m)
Top Speed [km/h] (Section)	63.8 (1600m)
Race State	Finished



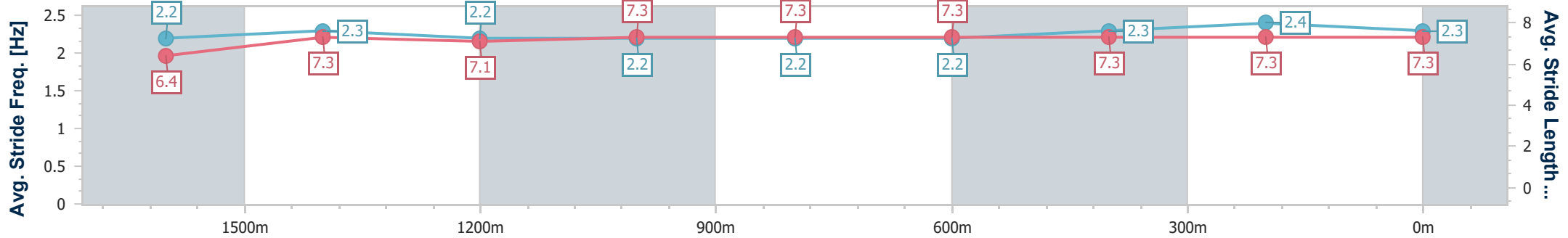
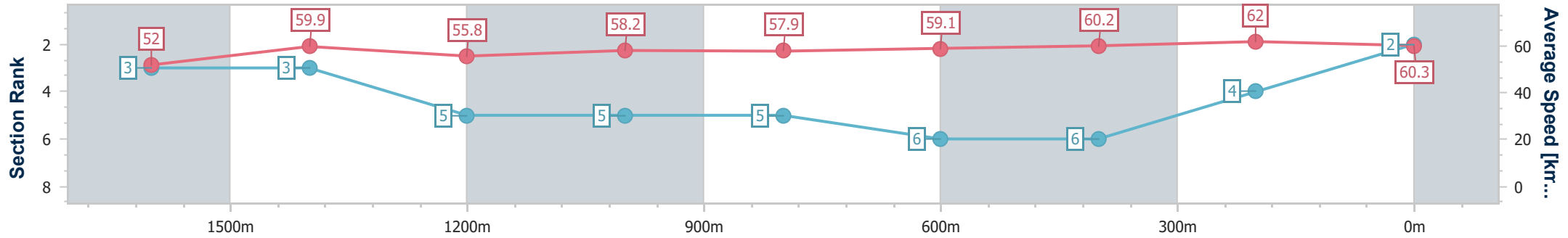
Mackay QLD Professional
Race 4: Racing Again Mon 27th May BENCHMARK 60 Handicap - 1800m



11 May 2024 - 13:47

Track Rating: Soft 5, Weather: Overcast, Rail Position: +2m Entire

Section	Overall	1600m	1400m	1200m	1000m	800m	600m	400m	200m
Section Times	1:52.71 [2] (0:13.86)	1:38.85 [3] (0:12.38)	1:26.47 [3] (0:13.14)	1:13.33 [5] (0:12.47)	1:00.86 [5] (0:12.53)	0:48.33 [5] (0:12.34)	0:35.99 [6] (0:12.30)	0:23.69 [6] (0:11.71)	0:11.98 [4] (0:11.98)
Average Speed [km/h]	52.0	59.9	55.8	58.2	57.9	59.1	60.2	62.0	60.3
Top Speed [km/h]	63.3	63.8	56.3	59.2	59.1	60.2	61.5	63.4	62.7
Avg. Dist. to Rail [m]	8.6	5.4	2.7	3.2	3.0	3.5	3.8	6.0	7.4
Avg. Stride Freq. [Hz]	2.2	2.3	2.2	2.2	2.2	2.2	2.3	2.4	2.3
Avg. Stride Length [m]	6.4	7.3	7.1	7.3	7.3	7.3	7.3	7.3	7.3



- [] Ranking at each section and finish
- .-.- No data available at this section
- NA No data available



Horse/Jockey Name	Mishani Patriot
Final Rank	3
Fastest Section Time (Section)	0:12.04 (800m)
Top Speed [km/h] (Section)	62.2 (1600m)
Race State	Finished



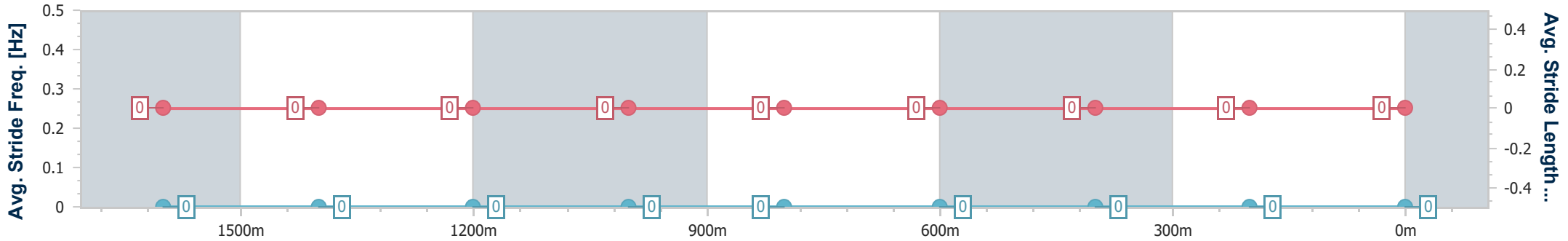
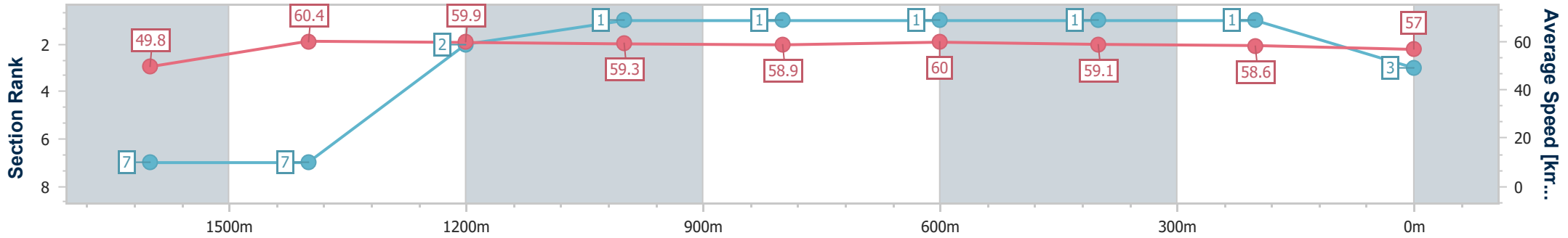
Mackay QLD Professional
Race 4: Racing Again Mon 27th May BENCHMARK 60 Handicap - 1800m



11 May 2024 - 13:47

Track Rating: Soft 5, Weather: Overcast, Rail Position: +2m Entire

Section	Overall	1600m	1400m	1200m	1000m	800m	600m	400m	200m			
Section Times	1:52.96 [3] (0:14.49)	1:38.47 [7] (0:12.20)	1:26.27 [7] (0:12.41)	1:13.86 [2] (0:12.24)	1:01.62 [1] (0:12.27)	0:49.35 [1] (0:12.04)	0:37.31 [1] (0:12.33)	0:24.98 [1] (0:12.36)	0:12.62 [1] (0:12.62)			
Average Speed [km/h]	49.8	60.4	59.9	59.3	58.9	60.0	59.1	58.6	57.0			
Top Speed [km/h]	61.5	62.2	62.1	62.0	60.2	61.1	59.8	59.6	58.4			
Avg. Dist. to Rail [m]	8.4	4.1	5.1	1.9	1.1	1.5	1.6	3.9	4.6			
Avg. Stride Freq. [Hz]	---	---	---	---	---	---	---	---	---			
Avg. Stride Length [m]	---	---	---	---	---	---	---	---	---			



- [] Ranking at each section and finish
- No data available at this section
- NA No data available



Horse/Jockey Name	Enterprise Phoenix
Final Rank	4
Fastest Section Time (Section)	0:12.09 (400m)
Top Speed [km/h] (Section)	63.6 (1600m)
Race State	Finished



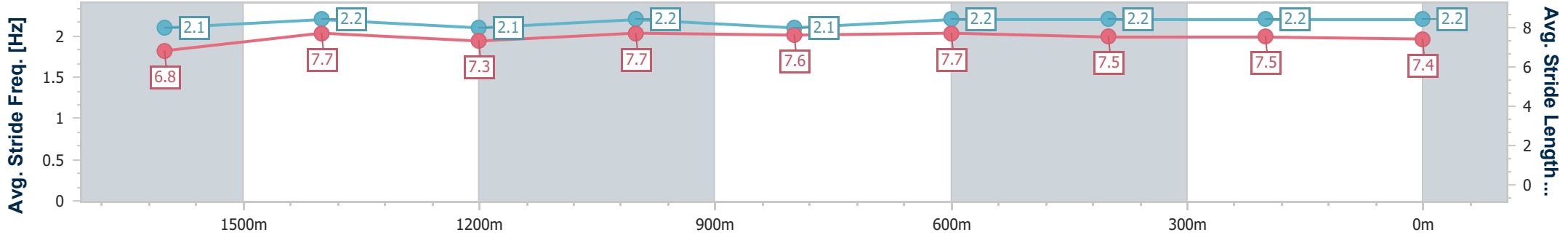
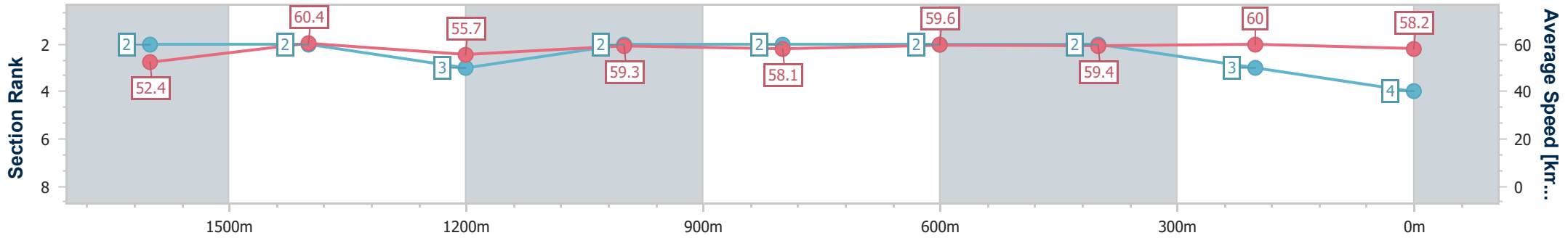
Mackay QLD Professional
Race 4: Racing Again Mon 27th May BENCHMARK 60 Handicap - 1800m



11 May 2024 - 13:47

Track Rating: Soft 5, Weather: Overcast, Rail Position: +2m Entire

Section	Overall	1600m	1400m	1200m	1000m	800m	600m	400m	200m
Section Times	1:53.00 [4] (0:13.75)	1:39.25 [2] (0:12.26)	1:26.99 [2] (0:13.11)	1:13.88 [3] (0:12.27)	1:01.61 [2] (0:12.54)	0:49.07 [2] (0:12.28)	0:36.79 [2] (0:12.36)	0:24.43 [2] (0:12.09)	0:12.34 [3] (0:12.34)
Average Speed [km/h]	52.4	60.4	55.7	59.3	58.1	59.6	59.4	60.0	58.2
Top Speed [km/h]	63.5	63.6	57.4	60.5	58.9	60.2	60.6	61.1	60.1
Avg. Dist. to Rail [m]	5.1	3.7	3.2	4.3	4.6	4.3	2.6	4.1	5.3
Avg. Stride Freq. [Hz]	2.1	2.2	2.1	2.2	2.1	2.2	2.2	2.2	2.2
Avg. Stride Length [m]	6.8	7.7	7.3	7.7	7.6	7.7	7.5	7.5	7.4



- [] Ranking at each section and finish
- .-.- No data available at this section
- NA No data available



Horse/Jockey Name	Marshy
Final Rank	5
Fastest Section Time (Section)	0:11.94 (400m)
Top Speed [km/h] (Section)	62.2 (1600m)
Race State	Finished



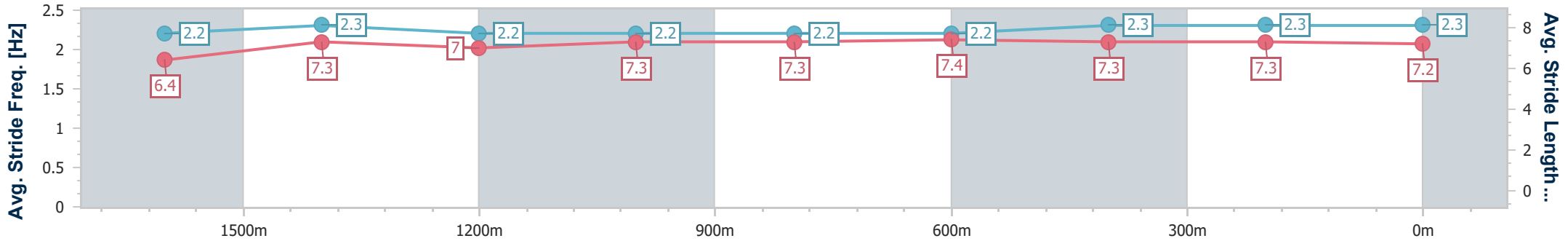
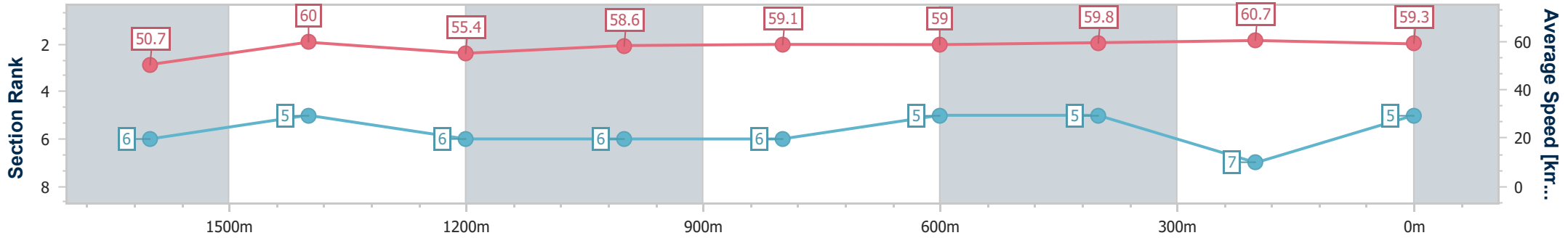
Mackay QLD Professional
Race 4: Racing Again Mon 27th May BENCHMARK 60 Handicap - 1800m



11 May 2024 - 13:47

Track Rating: Soft 5, Weather: Overcast, Rail Position: +2m Entire

Section	Overall	1600m	1400m	1200m	1000m	800m	600m	400m	200m
Section Times	1:53.09 [5] (0:14.24)	1:38.85 [6] (0:12.26)	1:26.59 [5] (0:13.24)	1:13.35 [6] (0:12.39)	1:00.96 [6] (0:12.27)	0:48.69 [6] (0:12.29)	0:36.40 [5] (0:12.31)	0:24.09 [5] (0:11.94)	0:12.15 [7] (0:12.15)
Average Speed [km/h]	50.7	60.0	55.4	58.6	59.1	59.0	59.8	60.7	59.3
Top Speed [km/h]	61.7	62.2	56.8	60.4	60.3	60.0	60.3	61.9	61.8
Avg. Dist. to Rail [m]	8.0	3.4	3.1	3.1	2.8	2.8	2.9	4.6	3.6
Avg. Stride Freq. [Hz]	2.2	2.3	2.2	2.2	2.2	2.2	2.3	2.3	2.3
Avg. Stride Length [m]	6.4	7.3	7.0	7.3	7.3	7.4	7.3	7.3	7.2



- [] Ranking at each section and finish
- .-.- No data available at this section
- NA No data available



Horse/Jockey Name	Oscar Bravo
Final Rank	6
Fastest Section Time (Section)	0:12.00 (400m)
Top Speed [km/h] (Section)	62.7 (1600m)
Race State	Finished



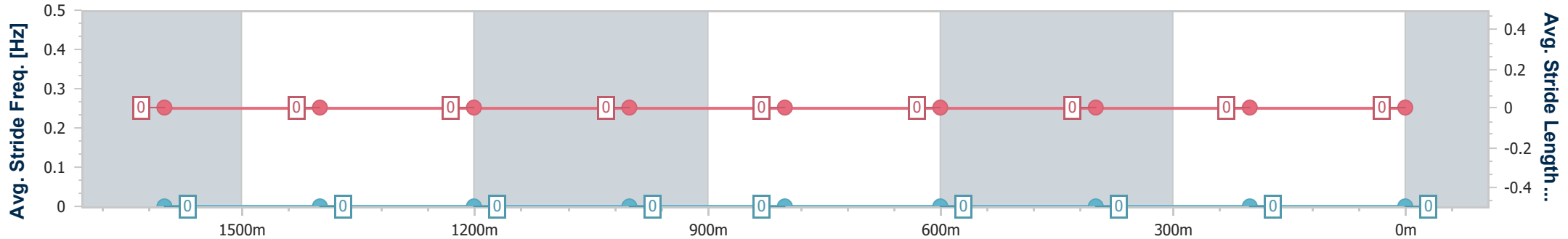
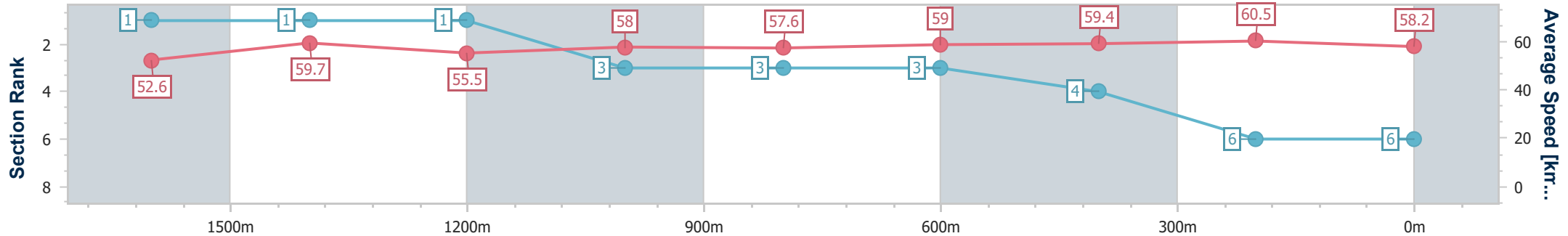
Mackay QLD Professional
Race 4: Racing Again Mon 27th May BENCHMARK 60 Handicap - 1800m



11 May 2024 - 13:47

Track Rating: Soft 5, Weather: Overcast, Rail Position: +2m Entire

Section	Overall	1600m	1400m	1200m	1000m	800m	600m	400m	200m
Section Times	1:53.24 [6] (0:13.72)	1:39.52 [1] (0:12.24)	1:27.28 [1] (0:13.05)	1:14.23 [1] (0:12.50)	1:01.73 [3] (0:12.56)	0:49.17 [3] (0:12.37)	0:36.80 [3] (0:12.43)	0:24.37 [4] (0:12.00)	0:12.37 [6] (0:12.37)
Average Speed [km/h]	52.6	59.7	55.5	58.0	57.6	59.0	59.4	60.5	58.2
Top Speed [km/h]	62.7	62.7	57.1	59.3	59.5	59.8	60.8	61.9	61.3
Avg. Dist. to Rail [m]	4.4	2.6	1.1	2.3	3.1	3.7	3.2	5.2	7.4
Avg. Stride Freq. [Hz]	---	---	---	---	---	---	---	---	---
Avg. Stride Length [m]	---	---	---	---	---	---	---	---	---



- [] Ranking at each section and finish
- No data available at this section
- NA No data available



Horse/Jockey Name	Roznamla
Final Rank	7
Fastest Section Time (Section)	0:12.09 (400m)
Top Speed [km/h] (Section)	62.4 (1600m)
Race State	Finished



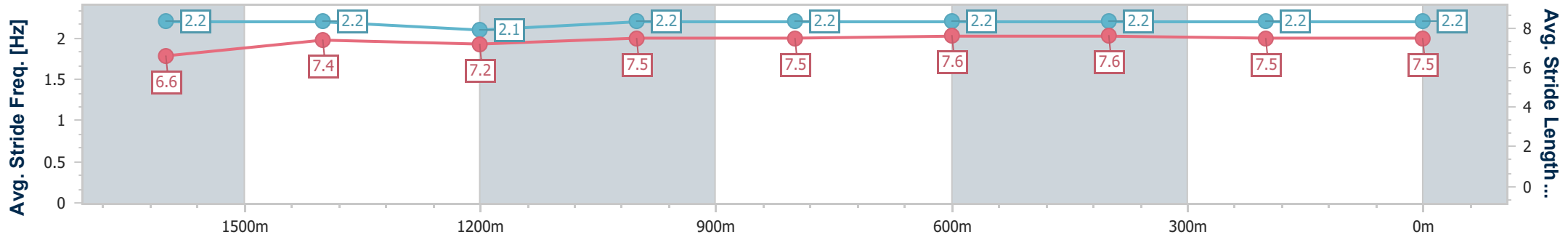
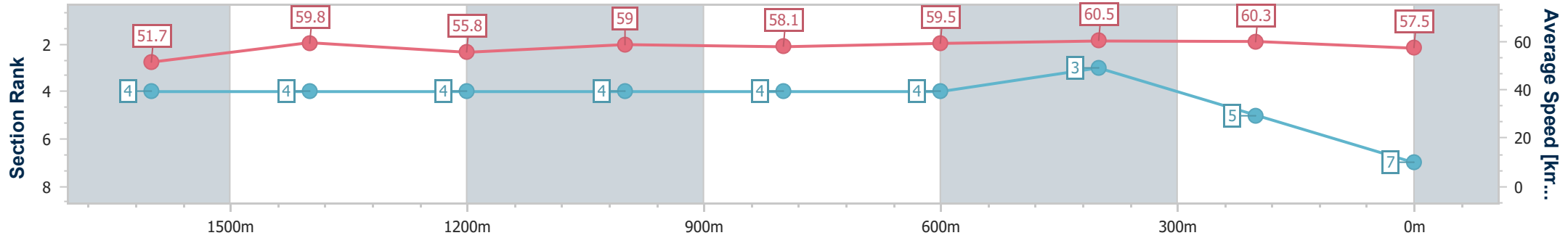
Mackay QLD Professional
Race 4: Racing Again Mon 27th May BENCHMARK 60 Handicap - 1800m



11 May 2024 - 13:47

Track Rating: Soft 5, Weather: Overcast, Rail Position: +2m Entire

Section	Overall	1600m	1400m	1200m	1000m	800m	600m	400m	200m
Section Times	1:53.31 [7] (0:13.90)	1:39.41 [4] (0:12.34)	1:27.07 [4] (0:13.13)	1:13.94 [4] (0:12.31)	1:01.63 [4] (0:12.52)	0:49.11 [4] (0:12.26)	0:36.85 [4] (0:12.24)	0:24.61 [3] (0:12.09)	0:12.52 [5] (0:12.52)
Average Speed [km/h]	51.7	59.8	55.8	59.0	58.1	59.5	60.5	60.3	57.5
Top Speed [km/h]	62.4	62.4	57.1	60.3	59.3	60.7	60.9	60.8	60.0
Avg. Dist. to Rail [m]	5.2	3.8	3.3	4.0	4.1	4.1	3.6	5.7	7.4
Avg. Stride Freq. [Hz]	2.2	2.2	2.1	2.2	2.2	2.2	2.2	2.2	2.2
Avg. Stride Length [m]	6.6	7.4	7.2	7.5	7.5	7.6	7.6	7.5	7.5



- [] Ranking at each section and finish
- .-.- No data available at this section
- NA No data available



Mackay QLD Professional

Race 5: LADBROKES AMATEURS CUP OPEN Handicap - 1800m

11 May 2024 - 14:22



MACKAY TURF CLUB

Ooralea Racecourse

Track Rating: Soft 5, Weather: Overcast, Rail Position: +2m Entire

Section		Overall	1600m	1400m	1200m	1000m	800m	600m	Last 600m				
Field Times		1:50.91 (0:13.42)	1:37.49 (0:12.08)	1:25.41 (0:12.32)	1:13.09 (0:12.16)	1:00.93 (0:12.30)	0:48.63 (0:11.83)	0:36.80 (0:11.92)	0:36.80				
Rank	TAB Horse/Jockey	Barrier	Top Speed [km/h]	Fastest Section									Distance Travelled [m]
1	1 FIGHTING COMMANDO Ashley Butler	6	63.5 Overall	0:11.83 800m	1:50.91 [1] (0:13.42)	1:37.49 [1] (0:12.08)	1:25.41 [1] (0:12.32)	1:13.09 [1] (0:12.16)	1:00.93 [1] (0:12.30)	0:48.63 [1] (0:11.83)	0:36.80 [1] (0:11.92)	0:36.80	
2	2 OLYMPIC KORCHNOI Gabrielle Semmens	8	64.8 1600m	0:11.86 600m	1:51.08 [2] (0:13.58)	1:37.50 [2] (0:12.06)	1:25.44 [2] (0:12.45)	1:12.99 [2] (0:12.37)	1:00.62 [2] (0:12.30)	0:48.32 [2] (0:12.14)	0:36.18 [2] (0:11.86)	0:36.18	+2
3	7 PHOENIX FLYER Chris Whiteley	2	64.1 600m	0:11.73 600m	1:51.27 [3] (0:14.31)	1:36.96 [5] (0:12.62)	1:24.34 [5] (0:12.46)	1:11.88 [6] (0:12.22)	0:59.66 [5] (0:12.06)	0:47.60 [6] (0:11.85)	0:35.75 [6] (0:11.73)	0:35.75	-1
4	3 ENUFF HE SAID Justin Stanley	3	63.7 800m	0:11.63 800m	1:51.32 [4] (0:14.03)	1:37.29 [4] (0:12.66)	1:24.63 [4] (0:12.43)	1:12.20 [4] (0:12.21)	0:59.99 [4] (0:12.07)	0:47.92 [4] (0:11.63)	0:36.29 [4] (0:11.97)	0:36.29	+6
5	4 DEVIL KICK Warwick Satherley	4	63.0 800m	0:11.74 800m	1:51.32 [5] (0:14.35)	1:36.97 [6] (0:12.60)	1:24.37 [6] (0:12.42)	1:11.95 [5] (0:12.25)	0:59.70 [6] (0:12.02)	0:47.68 [5] (0:11.74)	0:35.94 [5] (0:11.95)	0:35.94	+8
6	6 FORTIFIED Jackson Murphy	1	64.6 600m	0:11.58 600m	1:51.37 [6] (0:14.81)	1:36.56 [7] (0:12.54)	1:24.02 [7] (0:12.31)	1:11.71 [7] (0:12.28)	0:59.43 [7] (0:12.05)	0:47.38 [7] (0:11.76)	0:35.62 [7] (0:11.58)	0:35.62	-1
7	5 CLASS OF ROYALTY Adrian Layt	5	64.1 800m	0:11.63 800m	1:51.57 [7] (0:13.92)	1:37.65 [3] (0:12.34)	1:25.31 [3] (0:12.50)	1:12.81 [3] (0:12.29)	1:00.52 [3] (0:12.23)	0:48.29 [3] (0:11.63)	0:36.66 [3] (0:11.95)	0:36.66	-3

Scratched: Shadow Project (#8)



Mackay QLD Professional

Race 5: LADBROKES AMATEURS CUP OPEN Handicap - 1800m

11 May 2024 - 14:22



MACKAY TURF CLUB
Ooralea Racecourse

Track Rating: Soft 5, Weather: Overcast, Rail Position: +2m Entire

Section				400m	200m			Last 600m		
Field Times				0:24.88 (0:12.01)	0:12.87 (0:12.87)			0:36.80		
Rank	TAB	Horse/Jockey	Barrier	Top Speed [km/h]	Fastest Section	Margin				Distance Travelled [m]
1	1	FIGHTING COMMANDO Ashley Butler	6	63.5 Overall	0:11.83 800m	0:24.88 [1] (0:12.01)	0:12.87 [1] (0:12.87)	1:50.91	0:36.80	
2	2	OLYMPIC KORCHNOI Gabrielle Semmens	8	64.8 1600m	0:11.86 600m	0:24.32 [2] (0:11.86)	0:12.46 [2] (0:12.46)	0.17L	0:36.18	+2
3	7	PHOENIX FLYER Chris Whiteley	2	64.1 600m	0:11.73 600m	0:24.02 [5] (0:11.80)	0:12.22 [6] (0:12.22)	0.19L	0:35.75	-1
4	3	ENUFF HE SAID Justin Stanley	3	63.7 800m	0:11.63 800m	0:24.32 [4] (0:11.89)	0:12.43 [3] (0:12.43)	0.05L	0:36.29	+6
5	4	DEVIL KICK Warwick Satherley	4	63.0 800m	0:11.74 800m	0:23.99 [7] (0:11.83)	0:12.16 [7] (0:12.16)	0L	0:35.94	+8
6	6	FORTIFIED Jackson Murphy	1	64.6 600m	0:11.58 600m	0:24.04 [6] (0:11.67)	0:12.37 [5] (0:12.37)	0.05L	0:35.62	-1
7	5	CLASS OF ROYALTY Adrian Layt	5	64.1 800m	0:11.63 800m	0:24.71 [3] (0:12.07)	0:12.64 [4] (0:12.64)	0.2L	0:36.66	-3

Scratched: Shadow Project (#8)



Horse/Jockey Name	Fighting Commando
Final Rank	1
Fastest Section Time (Section)	0:11.83 (800m)
Top Speed [km/h] (Section)	63.5 (Overall)
Race State	Finished



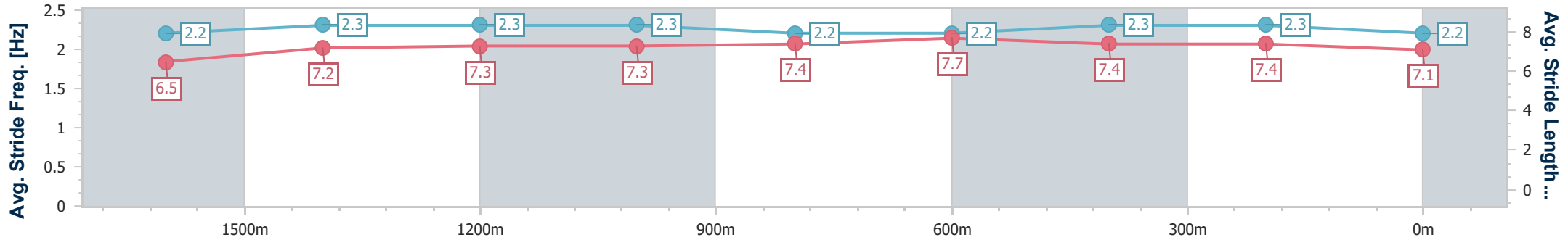
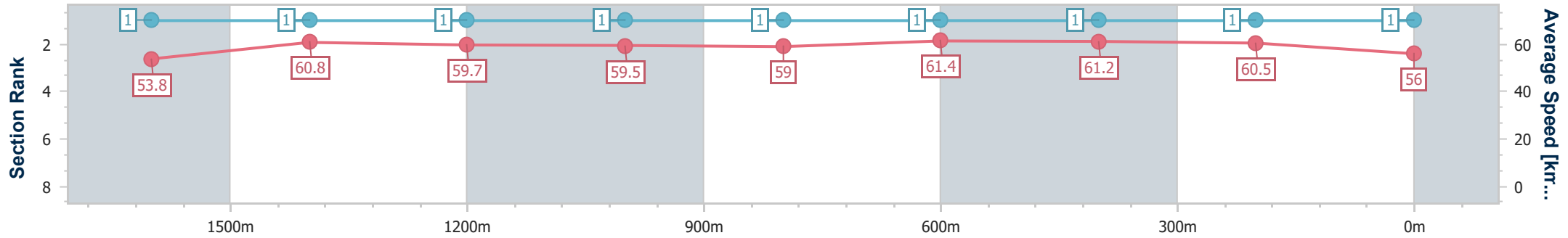
Mackay QLD Professional
Race 5: LADBROKES AMATEURS CUP OPEN Handicap - 1800m



11 May 2024 - 14:22

Track Rating: Soft 5, Weather: Overcast, Rail Position: +2m Entire

Section	Overall	1600m	1400m	1200m	1000m	800m	600m	400m	200m
Section Times	1:50.91 [1] (0:13.42)	1:37.49 [1] (0:12.08)	1:25.41 [1] (0:12.32)	1:13.09 [1] (0:12.16)	1:00.93 [1] (0:12.30)	0:48.63 [1] (0:11.83)	0:36.80 [1] (0:11.92)	0:24.88 [1] (0:12.01)	0:12.87 [1] (0:12.87)
Average Speed [km/h]	53.8	60.8	59.7	59.5	59.0	61.4	61.2	60.5	56.0
Top Speed [km/h]	63.5	61.8	60.0	60.1	60.3	61.8	62.2	61.1	59.5
Avg. Dist. to Rail [m]	7.4	3.7	3.3	3.1	2.6	2.4	2.2	5.3	5.0
Avg. Stride Freq. [Hz]	2.2	2.3	2.3	2.3	2.2	2.2	2.3	2.3	2.2
Avg. Stride Length [m]	6.5	7.2	7.3	7.3	7.4	7.7	7.4	7.4	7.1



- [] Ranking at each section and finish
- .-.- No data available at this section
- NA No data available



Horse/Jockey Name	Olympic Korchnoi
Final Rank	2
Fastest Section Time (Section)	0:11.86 (600m)
Top Speed [km/h] (Section)	64.8 (1600m)
Race State	Finished



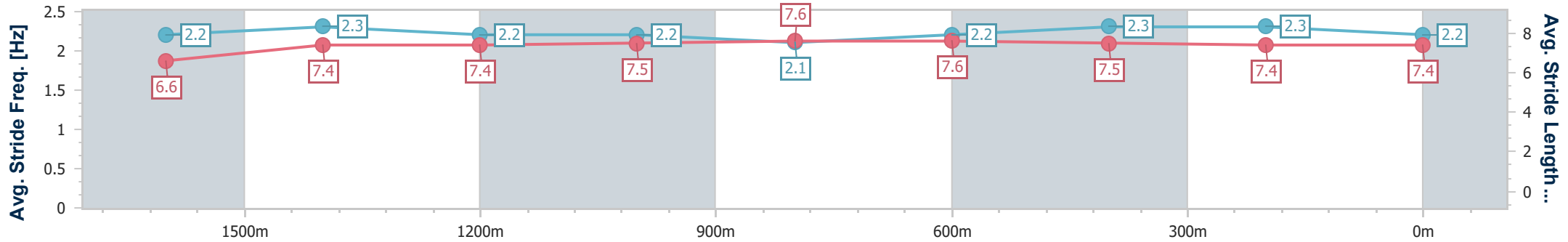
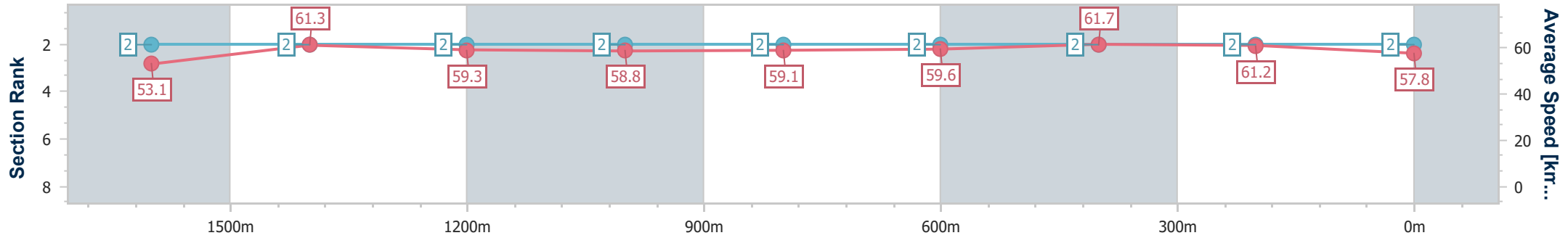
Mackay QLD Professional
Race 5: LADBROKES AMATEURS CUP OPEN Handicap - 1800m



11 May 2024 - 14:22

Track Rating: Soft 5, Weather: Overcast, Rail Position: +2m Entire

Section	Overall	1600m	1400m	1200m	1000m	800m	600m	400m	200m
Section Times	1:51.08 [2] (0:13.58)	1:37.50 [2] (0:12.06)	1:25.44 [2] (0:12.45)	1:12.99 [2] (0:12.37)	1:00.62 [2] (0:12.30)	0:48.32 [2] (0:12.14)	0:36.18 [2] (0:11.86)	0:24.32 [2] (0:11.86)	0:12.46 [2] (0:12.46)
Average Speed [km/h]	53.1	61.3	59.3	58.8	59.1	59.6	61.7	61.2	57.8
Top Speed [km/h]	62.1	64.8	60.9	60.0	59.9	60.8	62.2	63.4	60.5
Avg. Dist. to Rail [m]	8.5	4.4	4.1	4.0	2.7	2.5	1.7	4.6	5.4
Avg. Stride Freq. [Hz]	2.2	2.3	2.2	2.2	2.1	2.2	2.3	2.3	2.2
Avg. Stride Length [m]	6.6	7.4	7.4	7.5	7.6	7.6	7.5	7.4	7.4



- [] Ranking at each section and finish
- .-.- No data available at this section
- NA No data available



Horse/Jockey Name	Phoenix Flyer
Final Rank	3
Fastest Section Time (Section)	0:11.73 (600m)
Top Speed [km/h] (Section)	64.1 (600m)
Race State	Finished



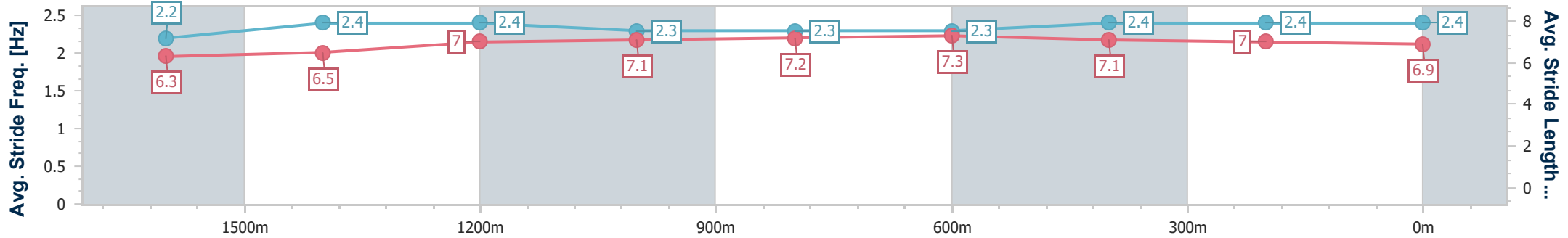
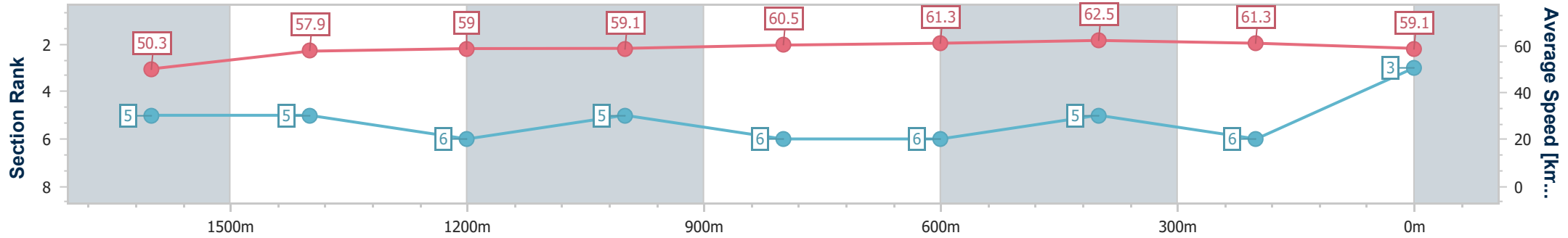
Mackay QLD Professional
Race 5: LADBROKES AMATEURS CUP OPEN Handicap - 1800m



11 May 2024 - 14:22

Track Rating: Soft 5, Weather: Overcast, Rail Position: +2m Entire

Section	Overall	1600m	1400m	1200m	1000m	800m	600m	400m	200m				
Section Times	1:51.27 [3] (0:14.31)	1:36.96 [5] (0:12.62)	1:24.34 [5] (0:12.46)	1:11.88 [6] (0:12.22)	0:59.66 [5] (0:12.06)	0:47.60 [6] (0:11.85)	0:35.75 [6] (0:11.73)	0:24.02 [5] (0:11.80)	0:12.22 [6] (0:12.22)				
Average Speed [km/h]	50.3	57.9	59.0	59.1	60.5	61.3	62.5	61.3	59.1				
Top Speed [km/h]	58.1	58.9	59.8	60.5	60.9	62.1	64.1	61.9	61.9				
Avg. Dist. to Rail [m]	3.6	2.6	3.1	3.4	3.4	3.5	2.3	4.0	7.1				
Avg. Stride Freq. [Hz]	2.2	2.4	2.4	2.3	2.3	2.3	2.4	2.4	2.4				
Avg. Stride Length [m]	6.3	6.5	7.0	7.1	7.2	7.3	7.1	7.0	6.9				



- [] Ranking at each section and finish
- .-.- No data available at this section
- NA No data available



Horse/Jockey Name	Enuff He Said
Final Rank	4
Fastest Section Time (Section)	0:11.63 (800m)
Top Speed [km/h] (Section)	63.7 (800m)
Race State	Finished



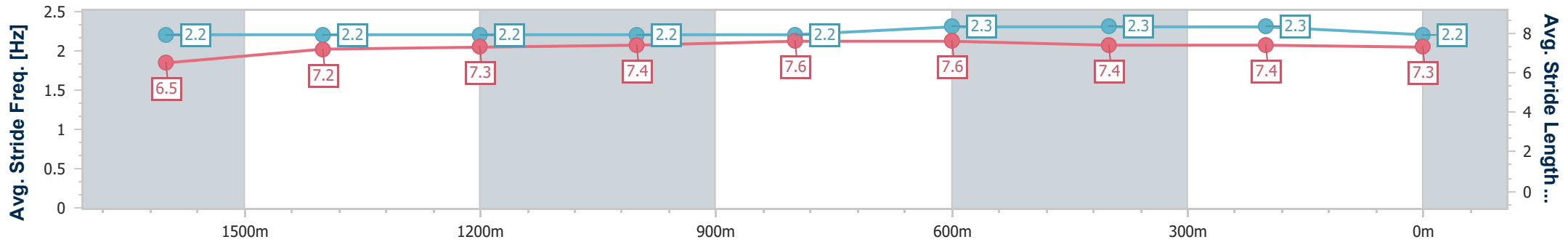
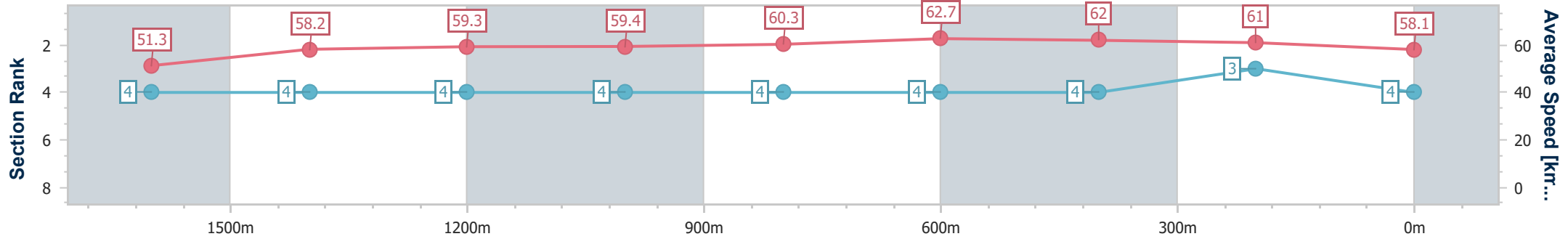
Mackay QLD Professional
Race 5: LADBROKES AMATEURS CUP OPEN Handicap - 1800m



11 May 2024 - 14:22

Track Rating: Soft 5, Weather: Overcast, Rail Position: +2m Entire

Section	Overall	1600m	1400m	1200m	1000m	800m	600m	400m	200m
Section Times	1:51.32 [4] (0:14.03)	1:37.29 [4] (0:12.66)	1:24.63 [4] (0:12.43)	1:12.20 [4] (0:12.21)	0:59.99 [4] (0:12.07)	0:47.92 [4] (0:11.63)	0:36.29 [4] (0:11.97)	0:24.32 [4] (0:11.89)	0:12.43 [3] (0:12.43)
Average Speed [km/h]	51.3	58.2	59.3	59.4	60.3	62.7	62.0	61.0	58.1
Top Speed [km/h]	59.8	59.4	59.5	60.3	61.3	63.7	63.3	61.7	61.2
Avg. Dist. to Rail [m]	5.1	4.1	3.6	4.0	3.9	3.7	4.1	5.6	6.3
Avg. Stride Freq. [Hz]	2.2	2.2	2.2	2.2	2.2	2.3	2.3	2.3	2.2
Avg. Stride Length [m]	6.5	7.2	7.3	7.4	7.6	7.6	7.4	7.4	7.3



- [] Ranking at each section and finish
- .-.- No data available at this section
- NA No data available



Horse/Jockey Name	Devil Kick
Final Rank	5
Fastest Section Time (Section)	0:11.74 (800m)
Top Speed [km/h] (Section)	63.0 (800m)
Race State	Finished



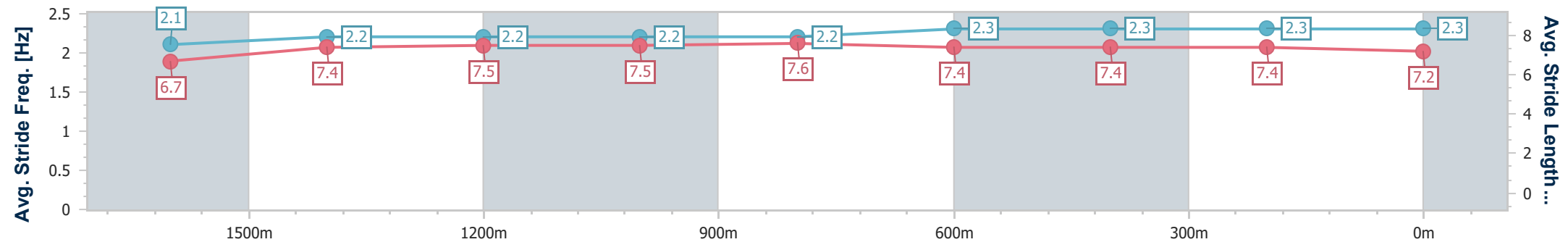
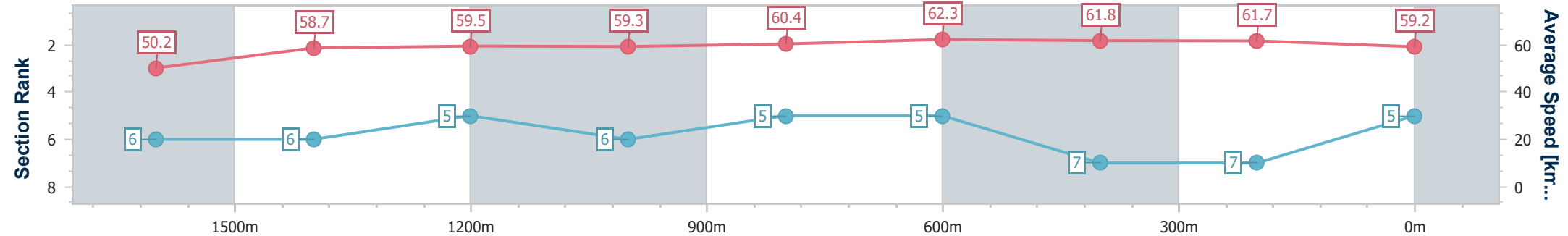
Mackay QLD Professional
Race 5: LADBROKES AMATEURS CUP OPEN Handicap - 1800m



11 May 2024 - 14:22

Track Rating: Soft 5, Weather: Overcast, Rail Position: +2m Entire

Section	Overall	1600m	1400m	1200m	1000m	800m	600m	400m	200m				
Section Times	1:51.32 [5] (0:14.35)	1:36.97 [6] (0:12.60)	1:24.37 [6] (0:12.42)	1:11.95 [5] (0:12.25)	0:59.70 [6] (0:12.02)	0:47.68 [5] (0:11.74)	0:35.94 [5] (0:11.95)	0:23.99 [7] (0:11.83)	0:12.16 [7] (0:12.16)				
Average Speed [km/h]	50.2	58.7	59.5	59.3	60.4	62.3	61.8	61.7	59.2				
Top Speed [km/h]	59.4	60.0	60.6	60.2	61.0	63.0	62.6	62.4	61.9				
Avg. Dist. to Rail [m]	5.9	4.4	4.1	4.2	3.9	3.6	3.9	7.4	8.9				
Avg. Stride Freq. [Hz]	2.1	2.2	2.2	2.2	2.2	2.3	2.3	2.3	2.3				
Avg. Stride Length [m]	6.7	7.4	7.5	7.5	7.6	7.4	7.4	7.4	7.2				



- [] Ranking at each section and finish
- .-.- No data available at this section
- NA No data available



Horse/Jockey Name	Fortified
Final Rank	6
Fastest Section Time (Section)	0:11.58 (600m)
Top Speed [km/h] (Section)	64.6 (600m)
Race State	Finished



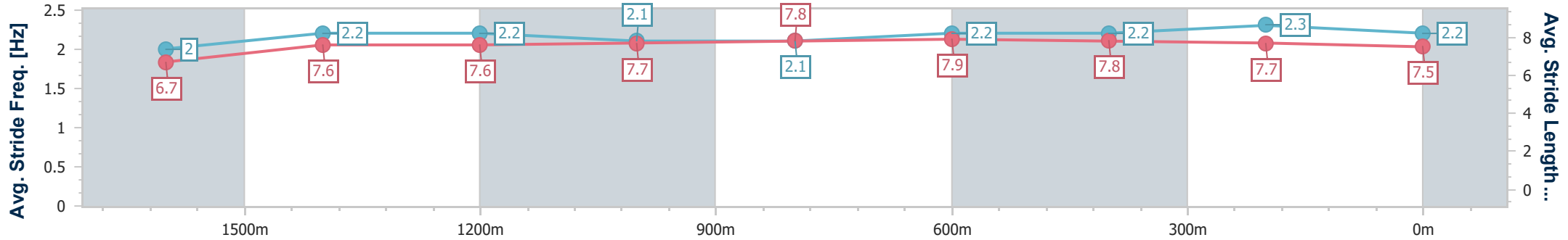
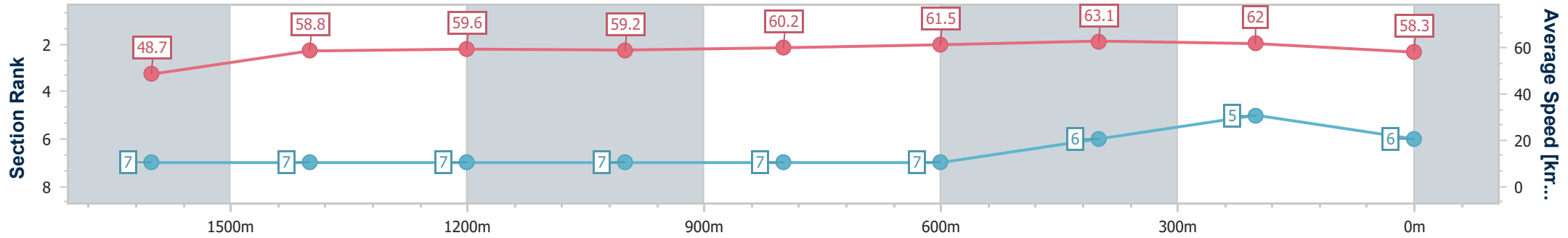
Mackay QLD Professional
Race 5: LADBROKES AMATEURS CUP OPEN Handicap - 1800m



11 May 2024 - 14:22

Track Rating: Soft 5, Weather: Overcast, Rail Position: +2m Entire

Section	Overall	1600m	1400m	1200m	1000m	800m	600m	400m	200m
Section Times	1:51.37 [6] (0:14.81)	1:36.56 [7] (0:12.54)	1:24.02 [7] (0:12.31)	1:11.71 [7] (0:12.28)	0:59.43 [7] (0:12.05)	0:47.38 [7] (0:11.76)	0:35.62 [7] (0:11.58)	0:24.04 [6] (0:11.67)	0:12.37 [5] (0:12.37)
Average Speed [km/h]	48.7	58.8	59.6	59.2	60.2	61.5	63.1	62.0	58.3
Top Speed [km/h]	58.9	59.5	61.4	59.6	60.8	63.4	64.6	63.1	61.4
Avg. Dist. to Rail [m]	4.2	3.7	3.6	3.7	2.7	2.0	1.7	4.5	4.6
Avg. Stride Freq. [Hz]	2.0	2.2	2.2	2.1	2.1	2.2	2.2	2.3	2.2
Avg. Stride Length [m]	6.7	7.6	7.6	7.7	7.8	7.9	7.8	7.7	7.5



- [] Ranking at each section and finish
- .-.- No data available at this section
- NA No data available



Horse/Jockey Name	Class Of Royalty
Final Rank	7
Fastest Section Time (Section)	0:11.63 (800m)
Top Speed [km/h] (Section)	64.1 (800m)
Race State	Finished



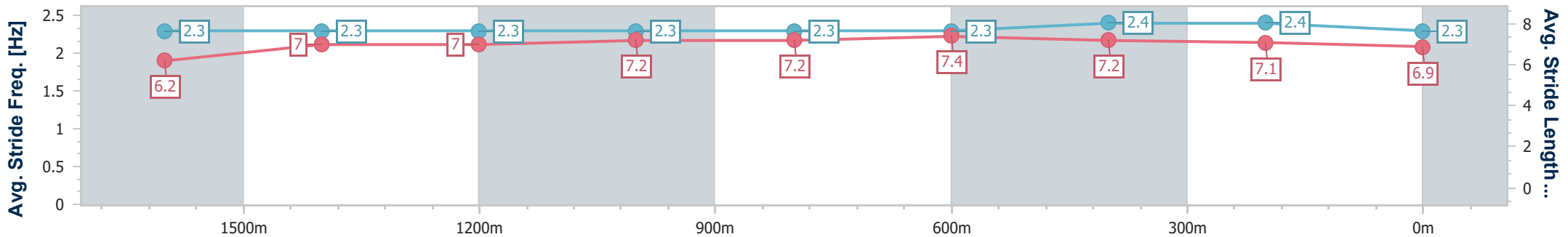
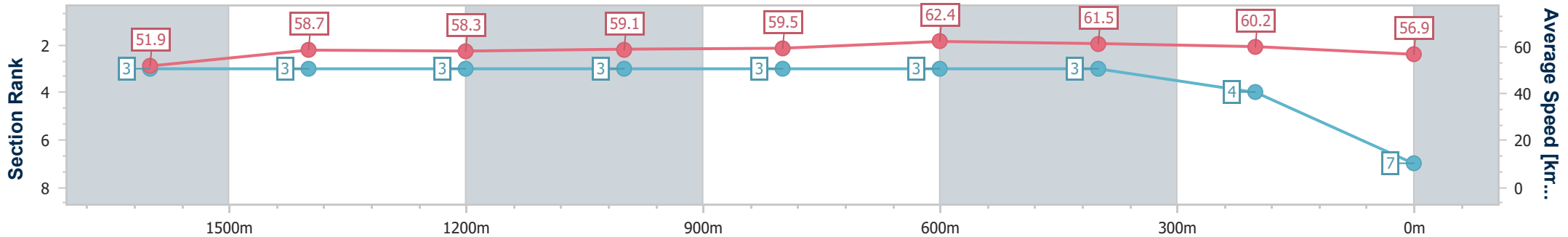
Mackay QLD Professional
Race 5: LADBROKES AMATEURS CUP OPEN Handicap - 1800m

11 May 2024 - 14:22

Track Rating: Soft 5, Weather: Overcast, Rail Position: +2m Entire



Section	Overall	1600m	1400m	1200m	1000m	800m	600m	400m	200m
Section Times	1:51.57 [7] (0:13.92)	1:37.65 [3] (0:12.34)	1:25.31 [3] (0:12.50)	1:12.81 [3] (0:12.29)	1:00.52 [3] (0:12.23)	0:48.29 [3] (0:11.63)	0:36.66 [3] (0:11.95)	0:24.71 [3] (0:12.07)	0:12.64 [4] (0:12.64)
Average Speed [km/h]	51.9	58.7	58.3	59.1	59.5	62.4	61.5	60.2	56.9
Top Speed [km/h]	59.9	59.9	59.0	59.5	60.9	64.1	62.8	61.9	59.5
Avg. Dist. to Rail [m]	5.2	1.6	2.3	3.2	3.1	2.8	2.8	3.8	3.4
Avg. Stride Freq. [Hz]	2.3	2.3	2.3	2.3	2.3	2.3	2.4	2.4	2.3
Avg. Stride Length [m]	6.2	7.0	7.0	7.2	7.2	7.4	7.2	7.1	6.9



- [] Ranking at each section and finish
- .-.- No data available at this section
- NA No data available



Mackay QLD Professional

Race 6: Mackay Cup Saturday 10th August BENCHMARK 60 Handicap - 1100m

11 May 2024 - 14:57



MACKAY TURF CLUB
Ooralea Racecourse

Track Rating: Soft 5, Weather: Overcast, Rail Position: +2m Entire

Section		Overall	1000m	800m	600m	400m	200m	Last 600m					
Field Times		1:05.07 (0:07.67)	0:57.40 (0:11.00)	0:46.40 (0:11.42)	0:34.98 (0:11.87)	0:23.11 (0:11.40)	0:11.71 (0:11.71)	0:34.98					
Rank	TAB Horse/Jockey	Barrier	Top Speed [km/h]	Fastest Section	Margin							Distance Travelled [m]	
1	4 FLYING SHAMUS Gabrielle Semmens	2	66.9 1000m	0:07.67 Overall	1:05.07 [1] (0:07.67)	0:57.40 [1] (0:11.11)	0:46.29 [2] (0:11.55)	0:34.74 [3] (0:11.71)	0:23.03 [3] (0:11.32)	0:11.71 [1] (0:11.71)	1:05.07	0:34.74	
2	2 SKYLIGHT SONG Kirk Matheson	10	68.5 1000m	0:07.74 Overall	1:05.32 [2] (0:07.74)	0:57.58 [2] (0:10.93)	0:46.65 [1] (0:11.42)	0:35.23 [1] (0:11.87)	0:23.36 [1] (0:11.45)	0:11.91 [2] (0:11.91)	0.25L	0:35.23	+2
3	5 ROC DE RUSSIAN Tasha Chambers	5	67.1 1000m	0:07.99 Overall	1:05.62 [3] (0:07.99)	0:57.63 [6] (0:11.21)	0:46.42 [5] (0:11.41)	0:35.01 [6] (0:12.08)	0:22.93 [7] (0:11.35)	0:11.58 [6] (0:11.58)	0.3L	0:35.01	+10
4	11 BOLD ZIP Jason Taylor	1	65.9 1000m	0:08.15 Overall	1:05.71 [4] (0:08.15)	0:57.56 [7] (0:11.32)	0:46.24 [7] (0:11.48)	0:34.76 [8] (0:11.69)	0:23.07 [6] (0:11.31)	0:11.76 [5] (0:11.76)	0.09L	0:34.76	-3
5	1 ACOUSTIX Lachlan Overall	6	66.7 1000m	0:07.88 Overall	1:05.80 [5] (0:07.88)	0:57.92 [3] (0:11.05)	0:46.87 [3] (0:11.21)	0:35.66 [2] (0:11.86)	0:23.80 [2] (0:11.65)	0:12.15 [3] (0:12.15)	0.09L	0:35.66	+6
6	9 VALENTINA EXPRESS McKenzie Apel	3	66.7 1000m	0:07.90 Overall	1:05.84 [6] (0:07.90)	0:57.94 [4] (0:11.07)	0:46.87 [4] (0:11.49)	0:35.38 [4] (0:11.82)	0:23.56 [4] (0:11.58)	0:11.98 [4] (0:11.98)	0.04L	0:35.38	+1
7	10 VOLARCHI Adrian Layt	8	67.4 1000m	0:07.95 Overall	1:06.17 [7] (0:07.95)	0:58.22 [5] (0:11.25)	0:46.97 [6] (0:11.28)	0:35.69 [5] (0:11.89)	0:23.80 [5] (0:11.79)	0:12.01 [7] (0:12.01)	0.33L	0:35.69	+8
8	7 SARNIA Chris Whiteley	9	65.8 1000m	0:08.21 Overall	1:06.83 [8] (0:08.21)	0:58.62 [8] (0:11.26)	0:47.36 [8] (0:11.35)	0:36.01 [7] (0:12.04)	0:23.97 [8] (0:11.72)	0:12.25 [8] (0:12.25)	0.66L	0:36.01	+10
9	6 LETS TORQUE A DEEL Nathan Thomas	7	64.8 200m	0:08.25 Overall	1:07.02 [9] (0:08.25)	0:58.77 [9] (0:11.47)	0:47.30 [9] (0:11.46)	0:35.84 [9] (0:12.03)	0:23.81 [9] (0:11.83)	0:11.98 [9] (0:11.98)	0.19L	0:35.84	+4

Scratched: Duchess Adele (#8), Flaming Homer (#3)



Horse/Jockey Name	Flying Shamus
Final Rank	1
Fastest Section Time (Section)	0:07.67 (Overall)
Top Speed [km/h] (Section)	66.9 (1000m)
Race State	Finished

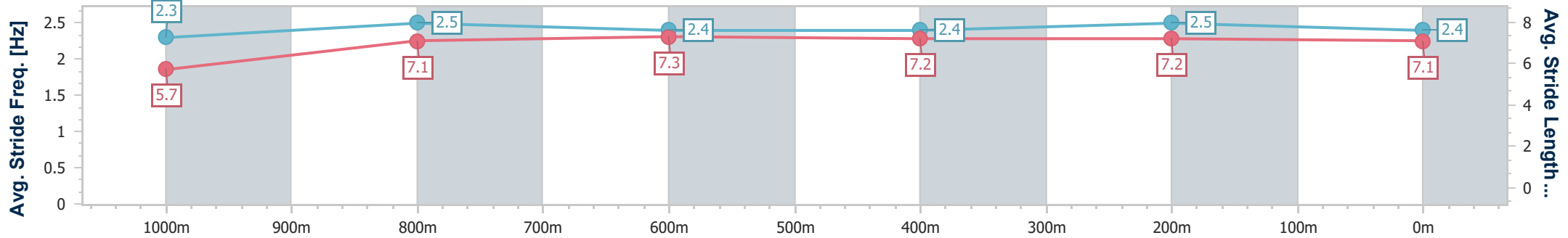
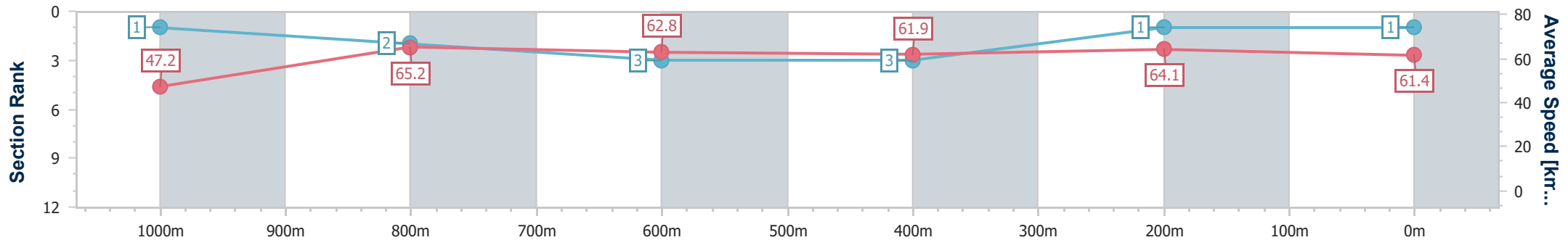


Mackay QLD Professional
 Race 6: Mackay Cup Saturday 10th August BENCHMARK 60
 Handicap - 1100m
 11 May 2024 - 14:57



Track Rating: Soft 5, Weather: Overcast, Rail Position: +2m Entire

Section	Overall	1000m	800m	600m	400m	200m
Section Times	1:05.07 [1] (0:07.67)	0:57.40 [1] (0:11.11)	0:46.29 [2] (0:11.55)	0:34.74 [3] (0:11.71)	0:23.03 [3] (0:11.32)	0:11.71 [1] (0:11.71)
Average Speed [km/h]	47.2	65.2	62.8	61.9	64.1	61.4
Top Speed [km/h]	63.2	66.9	64.5	63.1	66.5	64.8
Avg. Dist. to Rail [m]	4.5	2.3	2.3	0.9	4.3	6.7
Avg. Stride Freq. [Hz]	2.3	2.5	2.4	2.4	2.5	2.4
Avg. Stride Length [m]	5.7	7.1	7.3	7.2	7.2	7.1



- [] Ranking at each section and finish
- .-.- No data available at this section
- NA No data available



Horse/Jockey Name	Skylight Song
Final Rank	2
Fastest Section Time (Section)	0:07.74 (Overall)
Top Speed [km/h] (Section)	68.5 (1000m)
Race State	Finished

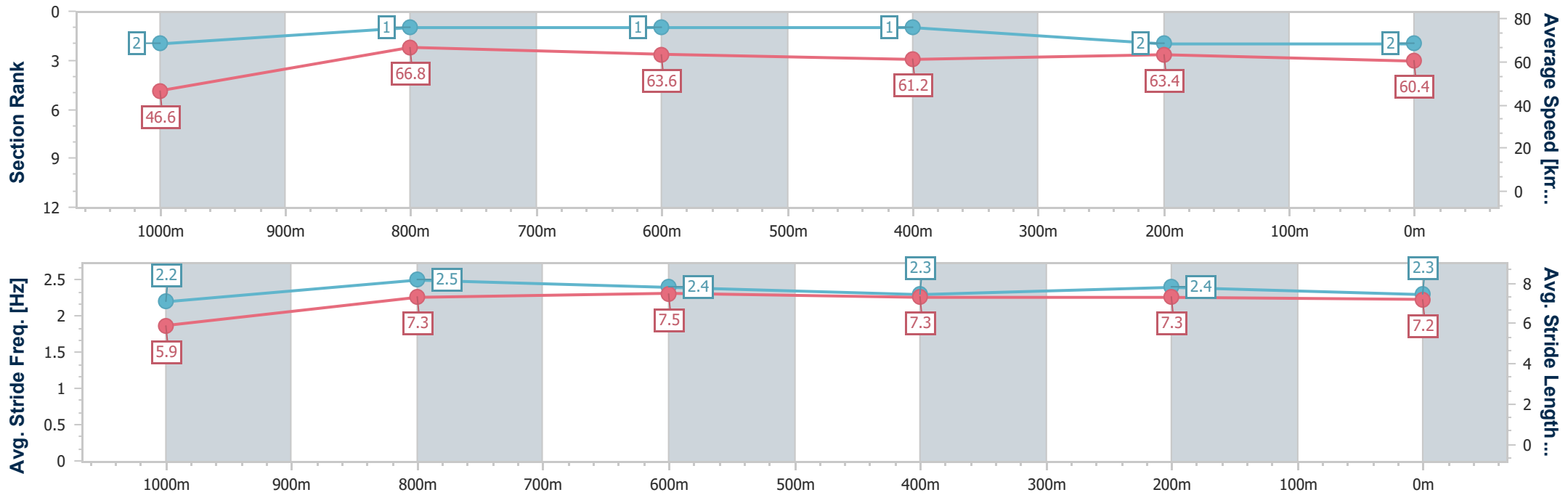


Mackay QLD Professional
 Race 6: Mackay Cup Saturday 10th August BENCHMARK 60
 Handicap - 1100m
 11 May 2024 - 14:57



Track Rating: Soft 5, Weather: Overcast, Rail Position: +2m Entire

Section	Overall	1000m	800m	600m	400m	200m
Section Times	1:05.32 [2] (0:07.74)	0:57.58 [2] (0:10.93)	0:46.65 [1] (0:11.42)	0:35.23 [1] (0:11.87)	0:23.36 [1] (0:11.45)	0:11.91 [2] (0:11.91)
Average Speed [km/h]	46.6	66.8	63.6	61.2	63.4	60.4
Top Speed [km/h]	65.2	68.5	65.0	62.4	64.1	63.4
Avg. Dist. to Rail [m]	10.8	4.9	2.9	1.4	4.5	6.5
Avg. Stride Freq. [Hz]	2.2	2.5	2.4	2.3	2.4	2.3
Avg. Stride Length [m]	5.9	7.3	7.5	7.3	7.3	7.2



- [] Ranking at each section and finish
- .-.- No data available at this section
- NA No data available



Horse/Jockey Name	Roc De Russian
Final Rank	3
Fastest Section Time (Section)	0:07.99 (Overall)
Top Speed [km/h] (Section)	67.1 (1000m)
Race State	Finished

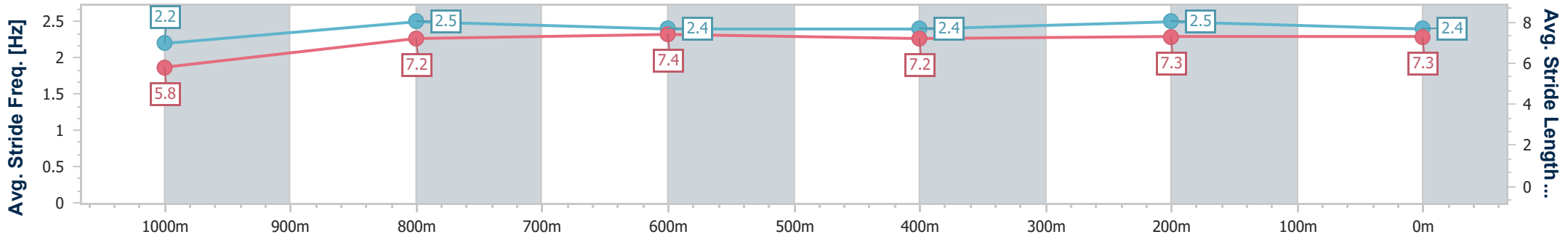
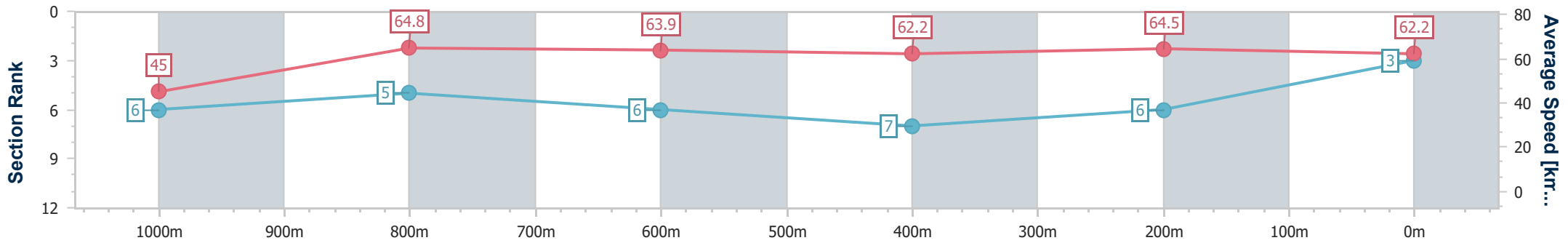


Mackay QLD Professional
Race 6: Mackay Cup Saturday 10th August BENCHMARK 60
Handicap - 1100m
11 May 2024 - 14:57



Track Rating: Soft 5, Weather: Overcast, Rail Position: +2m Entire

Section	Overall	1000m	800m	600m	400m	200m
Section Times	1:05.62 [3] (0:07.99)	0:57.63 [6] (0:11.21)	0:46.42 [5] (0:11.41)	0:35.01 [6] (0:12.08)	0:22.93 [7] (0:11.35)	0:11.58 [6] (0:11.58)
Average Speed [km/h]	45.0	64.8	63.9	62.2	64.5	62.2
Top Speed [km/h]	61.4	67.1	67.1	65.4	65.9	64.6
Avg. Dist. to Rail [m]	6.3	3.0	4.0	5.4	8.2	8.4
Avg. Stride Freq. [Hz]	2.2	2.5	2.4	2.4	2.5	2.4
Avg. Stride Length [m]	5.8	7.2	7.4	7.2	7.3	7.3



- [] Ranking at each section and finish
- .-.- No data available at this section
- NA No data available



Horse/Jockey Name	Bold Zip
Final Rank	4
Fastest Section Time (Section)	0:08.15 (Overall)
Top Speed [km/h] (Section)	65.9 (1000m)
Race State	Finished

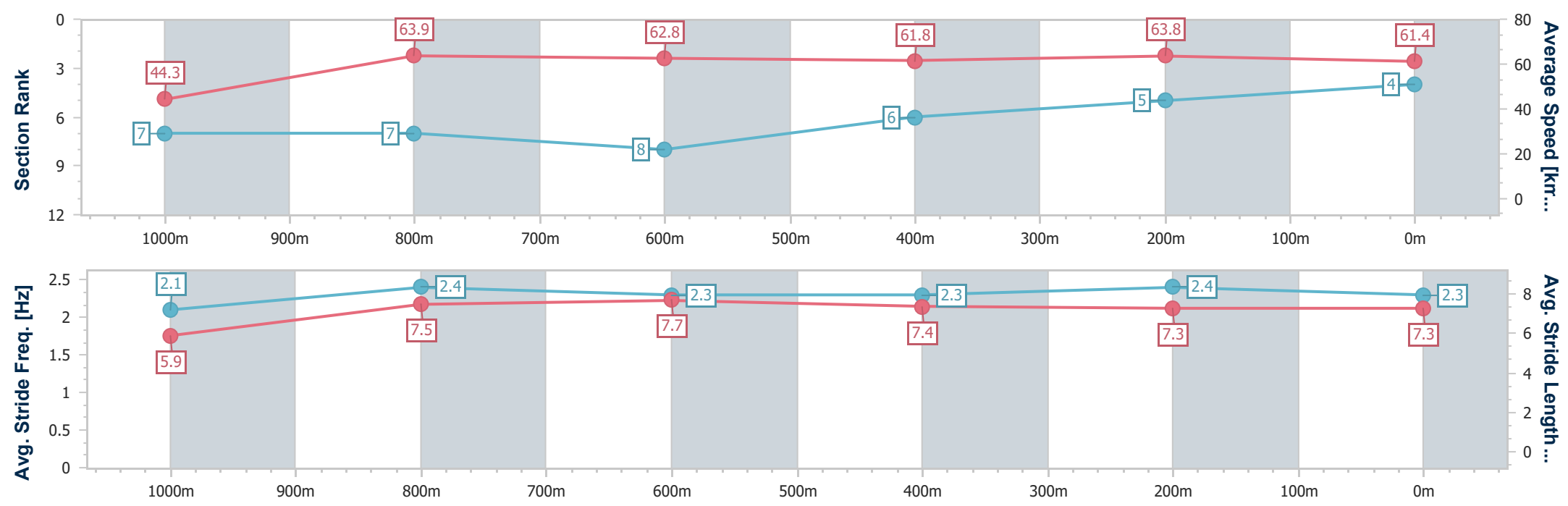


Mackay QLD Professional
 Race 6: Mackay Cup Saturday 10th August BENCHMARK 60
 Handicap - 1100m
 11 May 2024 - 14:57



Track Rating: Soft 5, Weather: Overcast, Rail Position: +2m Entire

Section	Overall	1000m	800m	600m	400m	200m
Section Times	1:05.71 [4] (0:08.15)	0:57.56 [7] (0:11.32)	0:46.24 [7] (0:11.48)	0:34.76 [8] (0:11.69)	0:23.07 [6] (0:11.31)	0:11.76 [5] (0:11.76)
Average Speed [km/h]	44.3	63.9	62.8	61.8	63.8	61.4
Top Speed [km/h]	61.9	65.9	64.4	64.1	65.1	64.2
Avg. Dist. to Rail [m]	4.1	2.0	1.0	0.3	3.8	5.9
Avg. Stride Freq. [Hz]	2.1	2.4	2.3	2.3	2.4	2.3
Avg. Stride Length [m]	5.9	7.5	7.7	7.4	7.3	7.3





Horse/Jockey Name	Acoustix
Final Rank	5
Fastest Section Time (Section)	0:07.88 (Overall)
Top Speed [km/h] (Section)	66.7 (1000m)
Race State	Finished

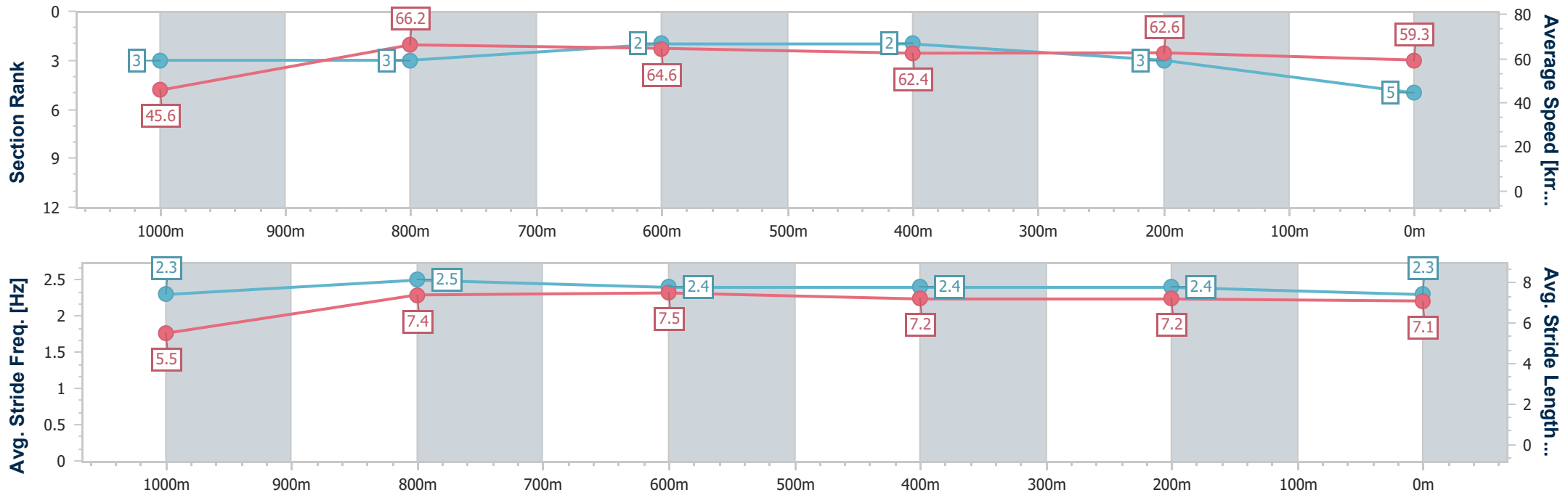


Mackay QLD Professional
 Race 6: Mackay Cup Saturday 10th August BENCHMARK 60
 Handicap - 1100m
 11 May 2024 - 14:57



Track Rating: Soft 5, Weather: Overcast, Rail Position: +2m Entire

Section	Overall	1000m	800m	600m	400m	200m
Section Times	1:05.80 [5] (0:07.88)	0:57.92 [3] (0:11.05)	0:46.87 [3] (0:11.21)	0:35.66 [2] (0:11.86)	0:23.80 [2] (0:11.65)	0:12.15 [3] (0:12.15)
Average Speed [km/h]	45.6	66.2	64.6	62.4	62.6	59.3
Top Speed [km/h]	63.6	66.7	66.2	63.2	63.6	62.0
Avg. Dist. to Rail [m]	7.7	4.0	3.1	3.3	7.7	9.6
Avg. Stride Freq. [Hz]	2.3	2.5	2.4	2.4	2.4	2.3
Avg. Stride Length [m]	5.5	7.4	7.5	7.2	7.2	7.1



- [] Ranking at each section and finish
- .-.- No data available at this section
- NA No data available



Horse/Jockey Name	Valentina Express
Final Rank	6
Fastest Section Time (Section)	0:07.90 (Overall)
Top Speed [km/h] (Section)	66.7 (1000m)
Race State	Finished

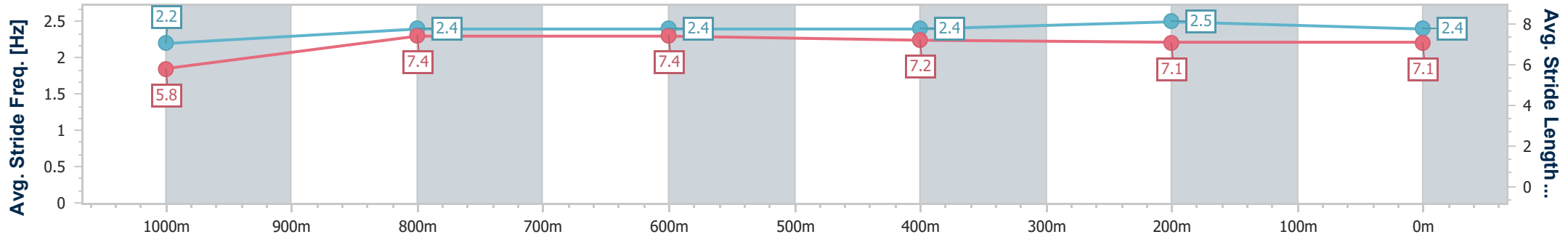
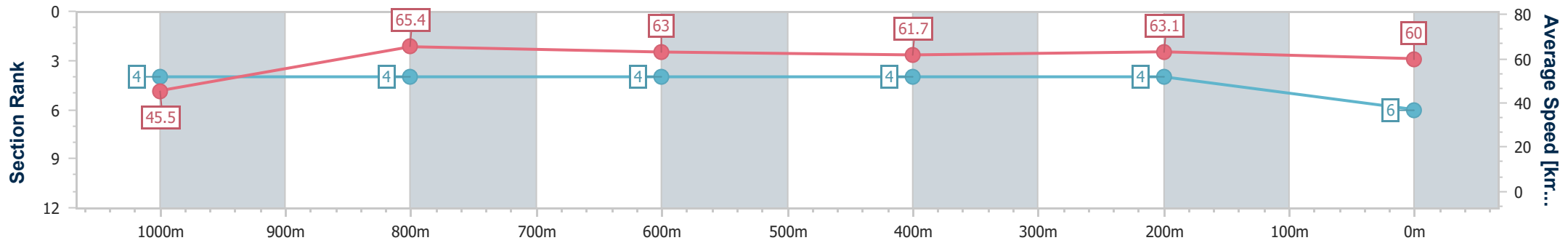


Mackay QLD Professional
Race 6: Mackay Cup Saturday 10th August BENCHMARK 60
Handicap - 1100m
11 May 2024 - 14:57



Track Rating: Soft 5, Weather: Overcast, Rail Position: +2m Entire

Section	Overall	1000m	800m	600m	400m	200m
Section Times	1:05.84 [6] (0:07.90)	0:57.94 [4] (0:11.07)	0:46.87 [4] (0:11.49)	0:35.38 [4] (0:11.82)	0:23.56 [4] (0:11.58)	0:11.98 [4] (0:11.98)
Average Speed [km/h]	45.5	65.4	63.0	61.7	63.1	60.0
Top Speed [km/h]	62.7	66.7	64.7	63.3	64.6	63.0
Avg. Dist. to Rail [m]	4.6	1.4	1.7	2.0	8.0	10.7
Avg. Stride Freq. [Hz]	2.2	2.4	2.4	2.4	2.5	2.4
Avg. Stride Length [m]	5.8	7.4	7.4	7.2	7.1	7.1



- [] Ranking at each section and finish
- .-.- No data available at this section
- NA No data available



Horse/Jockey Name	Volarchi
Final Rank	7
Fastest Section Time (Section)	0:07.95 (Overall)
Top Speed [km/h] (Section)	67.4 (1000m)
Race State	Finished

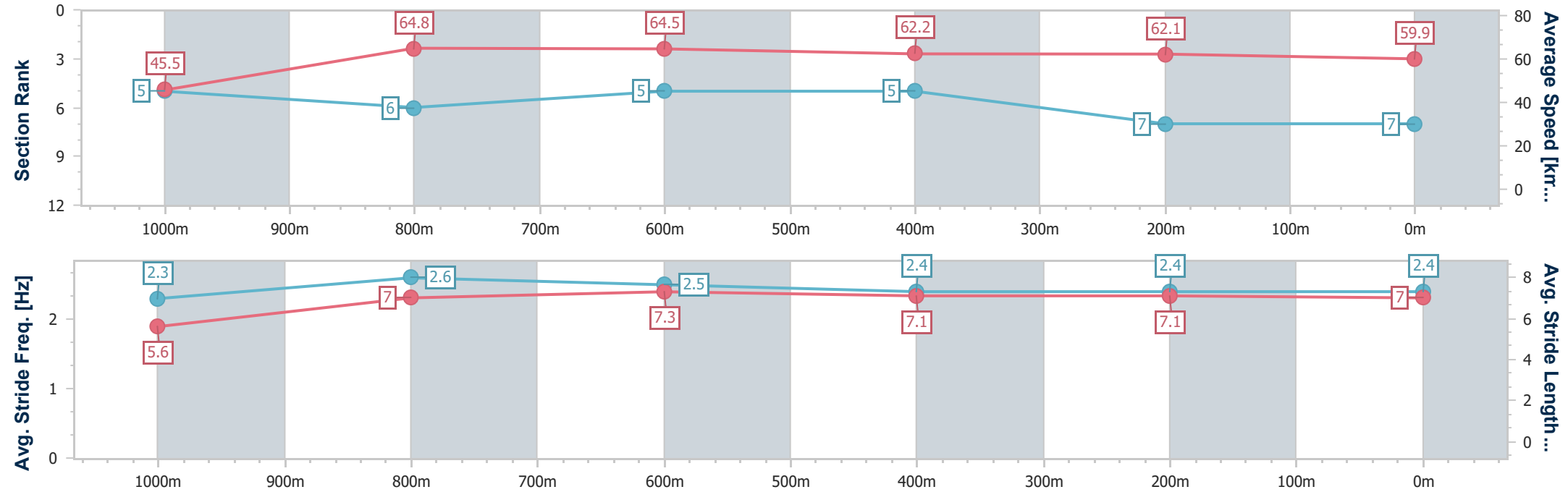


Mackay QLD Professional
 Race 6: Mackay Cup Saturday 10th August BENCHMARK 60
 Handicap - 1100m
 11 May 2024 - 14:57



Track Rating: Soft 5, Weather: Overcast, Rail Position: +2m Entire

Section	Overall	1000m	800m	600m	400m	200m
Section Times	1:06.17 [7] (0:07.95)	0:58.22 [5] (0:11.25)	0:46.97 [6] (0:11.28)	0:35.69 [5] (0:11.89)	0:23.80 [5] (0:11.79)	0:12.01 [7] (0:12.01)
Average Speed [km/h]	45.5	64.8	64.5	62.2	62.1	59.9
Top Speed [km/h]	61.7	67.4	66.5	63.6	62.9	62.8
Avg. Dist. to Rail [m]	9.6	4.4	3.2	3.7	8.4	8.2
Avg. Stride Freq. [Hz]	2.3	2.6	2.5	2.4	2.4	2.4
Avg. Stride Length [m]	5.6	7.0	7.3	7.1	7.1	7.0



- [] Ranking at each section and finish
- .-.- No data available at this section
- NA No data available



Horse/Jockey Name	Sarnia
Final Rank	8
Fastest Section Time (Section)	0:08.21 (Overall)
Top Speed [km/h] (Section)	65.8 (1000m)
Race State	Finished

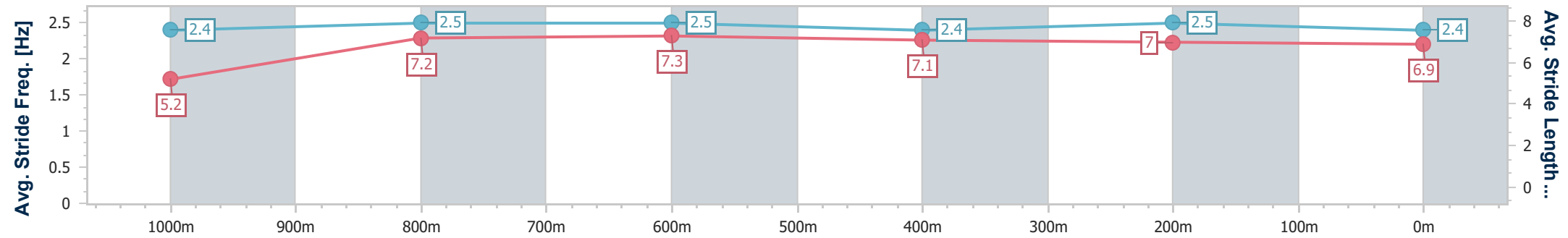
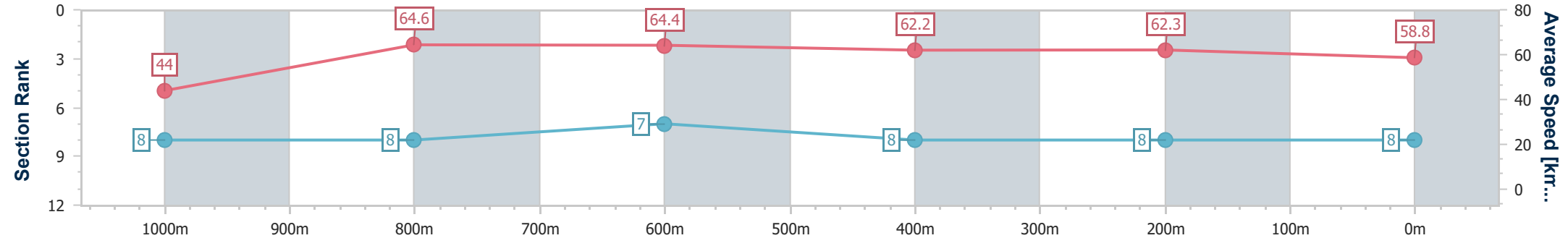


Mackay QLD Professional
Race 6: Mackay Cup Saturday 10th August BENCHMARK 60
Handicap - 1100m
11 May 2024 - 14:57



Track Rating: Soft 5, Weather: Overcast, Rail Position: +2m Entire

Section	Overall	1000m	800m	600m	400m	200m
Section Times	1:06.83 [8] (0:08.21)	0:58.62 [8] (0:11.26)	0:47.36 [8] (0:11.35)	0:36.01 [7] (0:12.04)	0:23.97 [8] (0:11.72)	0:12.25 [8] (0:12.25)
Average Speed [km/h]	44.0	64.6	64.4	62.2	62.3	58.8
Top Speed [km/h]	61.1	65.8	65.3	64.0	63.4	62.3
Avg. Dist. to Rail [m]	9.6	3.3	4.4	5.7	6.0	5.0
Avg. Stride Freq. [Hz]	2.4	2.5	2.5	2.4	2.5	2.4
Avg. Stride Length [m]	5.2	7.2	7.3	7.1	7.0	6.9



- [] Ranking at each section and finish
- .-.- No data available at this section
- NA No data available



Horse/Jockey Name	Lets Torque A Deel
Final Rank	9
Fastest Section Time (Section)	0:08.25 (Overall)
Top Speed [km/h] (Section)	64.8 (200m)
Race State	Finished

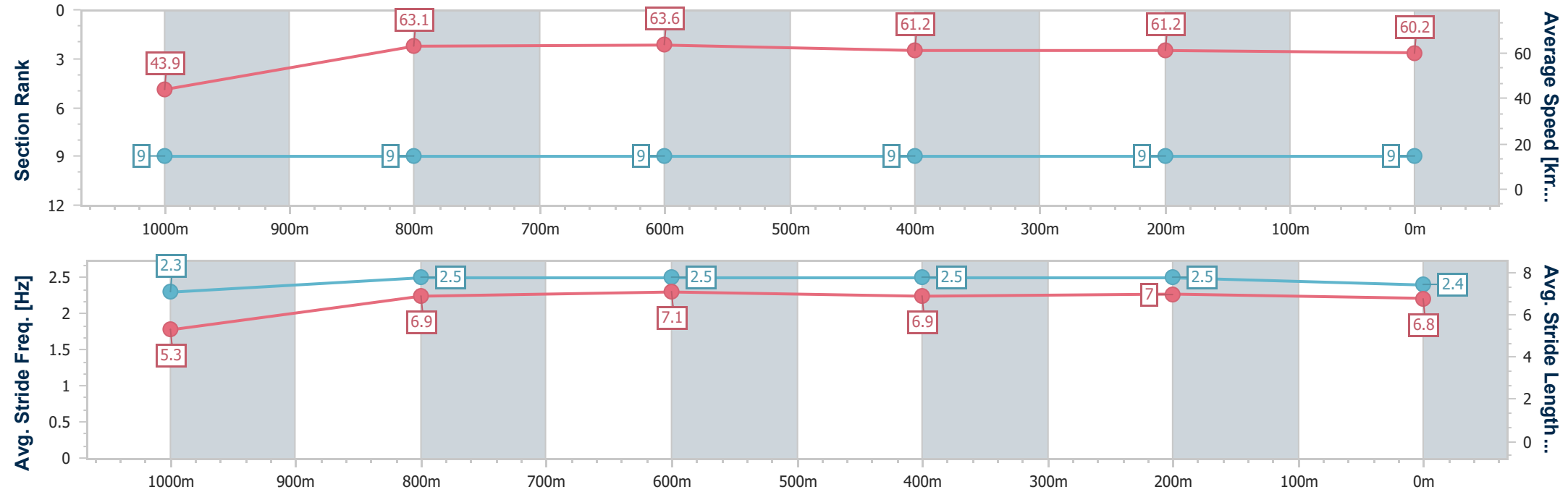


Mackay QLD Professional
 Race 6: Mackay Cup Saturday 10th August BENCHMARK 60
 Handicap - 1100m
 11 May 2024 - 14:57



Track Rating: Soft 5, Weather: Overcast, Rail Position: +2m Entire

Section	Overall	1000m	800m	600m	400m	200m
Section Times	1:07.02 [9] (0:08.25)	0:58.77 [9] (0:11.47)	0:47.30 [9] (0:11.46)	0:35.84 [9] (0:12.03)	0:23.81 [9] (0:11.83)	0:11.98 [9] (0:11.98)
Average Speed [km/h]	43.9	63.1	63.6	61.2	61.2	60.2
Top Speed [km/h]	59.9	64.5	64.3	63.3	62.1	64.8
Avg. Dist. to Rail [m]	7.9	3.1	3.2	3.1	4.9	4.5
Avg. Stride Freq. [Hz]	2.3	2.5	2.5	2.5	2.5	2.4
Avg. Stride Length [m]	5.3	6.9	7.1	6.9	7.0	6.8



- [] Ranking at each section and finish
- .-.- No data available at this section
- NA No data available



Mackay QLD Professional

Race 7: IMS BENCHMARK 60 Handicap - 1100m

11 May 2024 - 15:36



MACKAY TURF CLUB
Ooralea Racecourse

Track Rating: Soft 5, Weather: Overcast, Rail Position: +2m Entire

Section													Last 600m	
Field Times		Overall	1000m	800m	600m	400m	200m						0:34.40	
		1:04.38 (0:07.71)	0:56.67 (0:10.87)	0:45.80 (0:11.40)	0:34.40 (0:11.86)	0:22.54 (0:11.27)	0:11.27 (0:11.27)							
Rank	TAB	Horse/Jockey	Barrier	Top Speed [km/h]	Fastest Section							Margin	Distance Travelled [m]	
1	4	DESERT KOBY Jackson Murphy	12	70.4 1000m	0:07.79 Overall	1:04.38 [1] (0:07.79)	0:56.59 [3] (0:10.79)	0:45.80 [1] (0:11.48)	0:34.32 [2] (0:11.78)	0:22.54 [1] (0:11.27)	0:11.27 [1] (0:11.27)	1:04.38	0:34.32	
2	3	TRICKETEER Justin Stanley	7	66.5 1000m	0:07.84 Overall	1:04.85 [2] (0:07.84)	0:57.01 [4] (0:11.12)	0:45.89 [6] (0:11.29)	0:34.60 [5] (0:11.82)	0:22.78 [4] (0:11.41)	0:11.37 [3] (0:11.37)	0.47L	0:34.60	+1
3	6	SENSATIONABULL Zac Sprie	3	67.3 1000m	0:07.74 Overall	1:04.89 [3] (0:07.74)	0:57.15 [2] (0:11.02)	0:46.13 [2] (0:11.48)	0:34.65 [4] (0:11.64)	0:23.01 [2] (0:11.56)	0:11.45 [2] (0:11.45)	0.04L	0:34.65	-8
4	2	LUVIN' OUR GRACE McKenzie Apel	9	67.3 800m	0:08.06 Overall	1:05.39 [4] (0:08.06)	0:57.33 [7] (0:11.10)	0:46.23 [7] (0:11.20)	0:35.03 [6] (0:11.82)	0:23.21 [6] (0:11.38)	0:11.83 [5] (0:11.83)	0.5L	0:35.03	+14
5	5	MARTINI MOMENT Chris Whiteley	5	67.6 1000m	0:07.71 Overall	1:05.49 [5] (0:07.71)	0:57.78 [1] (0:11.09)	0:46.69 [3] (0:11.18)	0:35.51 [1] (0:12.12)	0:23.39 [5] (0:11.39)	0:12.00 [4] (0:12.00)	0.1L	0:35.51	+7
6	1	CASHIN' CHEX Scott Sheargold	2	67.5 1000m	0:08.29 Overall	1:05.57 [6] (0:08.29)	0:57.28 [10] (0:11.31)	0:45.97 [10] (0:11.17)	0:34.80 [9] (0:11.77)	0:23.03 [9] (0:11.47)	0:11.56 [9] (0:11.56)	0.08L	0:34.80	+1
7	10	OUT BACK BOOM Nathan Thomas	6	68.4 1000m	0:07.96 Overall	1:05.67 [7] (0:07.96)	0:57.71 [6] (0:10.94)	0:46.77 [5] (0:11.53)	0:35.24 [7] (0:11.81)	0:23.43 [7] (0:11.53)	0:11.90 [7] (0:11.90)	0.1L	0:35.24	+2
8	8	OUR HEART THROB Tasha Chambers	8	66.7 800m	0:08.13 Overall	1:05.68 [8] (0:08.13)	0:57.55 [8] (0:11.13)	0:46.42 [8] (0:11.24)	0:35.18 [8] (0:11.82)	0:23.36 [8] (0:11.67)	0:11.69 [8] (0:11.69)	0.01L	0:35.18	+5
9	9	LET'S ROLL Chris McIver	10	68.7 1000m	0:07.88 Overall	1:05.91 [9] (0:07.88)	0:58.03 [5] (0:11.01)	0:47.02 [4] (0:11.18)	0:35.84 [3] (0:11.92)	0:23.92 [3] (0:11.72)	0:12.20 [6] (0:12.20)	0.23L	0:35.84	+7
10	11	DAWN REBEL Adrian Layt	11	68.2 1000m	0:08.22 Overall	1:08.45 [10] (0:08.22)	1:00.23 [9] (0:11.22)	0:49.01 [9] (0:11.36)	0:37.65 [10] (0:11.79)	0:25.86 [10] (0:12.16)	0:13.70 [10] (0:13.70)	2.54L	0:37.65	+6

Scratched: Queenslander (#12), Skreatch (#7)

[] Ranking at each section and finish
 -:-:- No data available at this section
 NA No data available

SCN Saddle cloth number
 DNF Did not finish
 DNT Did not track



Horse/Jockey Name	Desert Koby
Final Rank	1
Fastest Section Time (Section)	0:07.79 (Overall)
Top Speed [km/h] (Section)	70.4 (1000m)
Race State	Finished



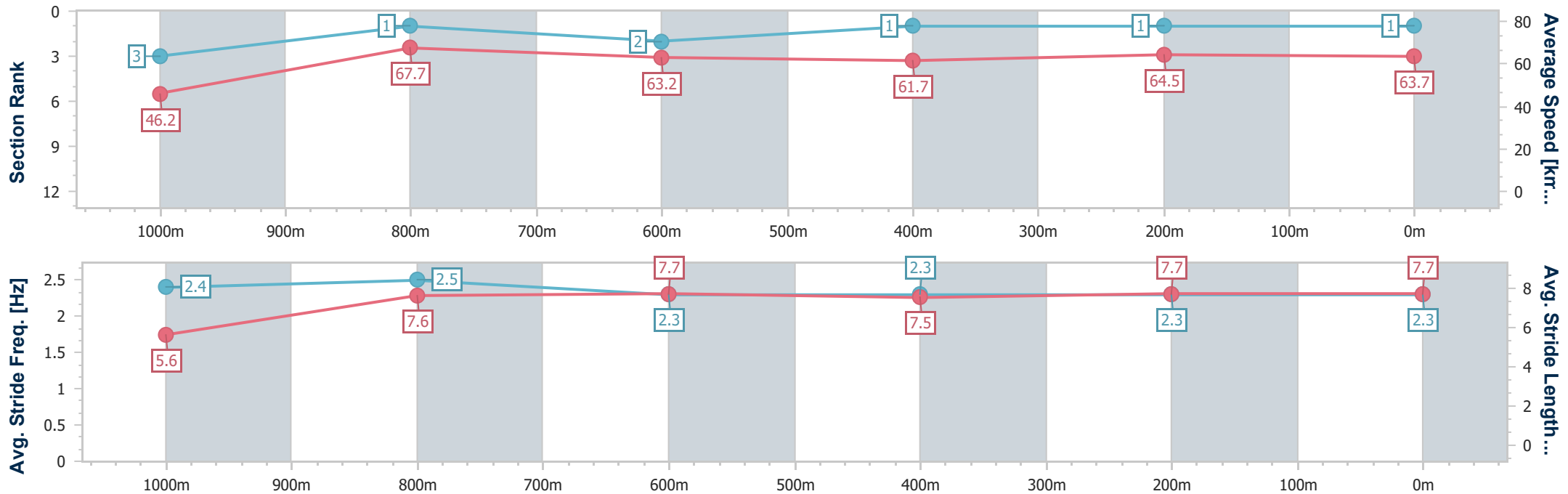
Mackay QLD Professional
Race 7: IMS BENCHMARK 60 Handicap - 1100m



11 May 2024 - 15:36

Track Rating: Soft 5, Weather: Overcast, Rail Position: +2m Entire

Section	Overall	1000m	800m	600m	400m	200m
Section Times	1:04.38 [1] (0:07.79)	0:56.59 [3] (0:10.79)	0:45.80 [1] (0:11.48)	0:34.32 [2] (0:11.78)	0:22.54 [1] (0:11.27)	0:11.27 [1] (0:11.27)
Average Speed [km/h]	46.2	67.7	63.2	61.7	64.5	63.7
Top Speed [km/h]	66.7	70.4	64.2	62.6	66.5	66.3
Avg. Dist. to Rail [m]	12.4	4.8	2.1	1.7	4.1	5.3
Avg. Stride Freq. [Hz]	2.4	2.5	2.3	2.3	2.3	2.3
Avg. Stride Length [m]	5.6	7.6	7.7	7.5	7.7	7.7



- [] Ranking at each section and finish
- .-.- No data available at this section
- NA No data available



Horse/Jockey Name	Tricketeer
Final Rank	2
Fastest Section Time (Section)	0:07.84 (Overall)
Top Speed [km/h] (Section)	66.5 (1000m)
Race State	Finished



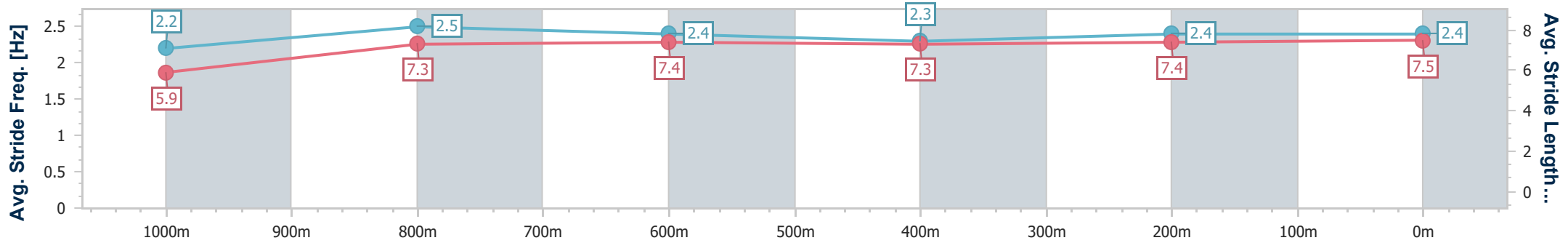
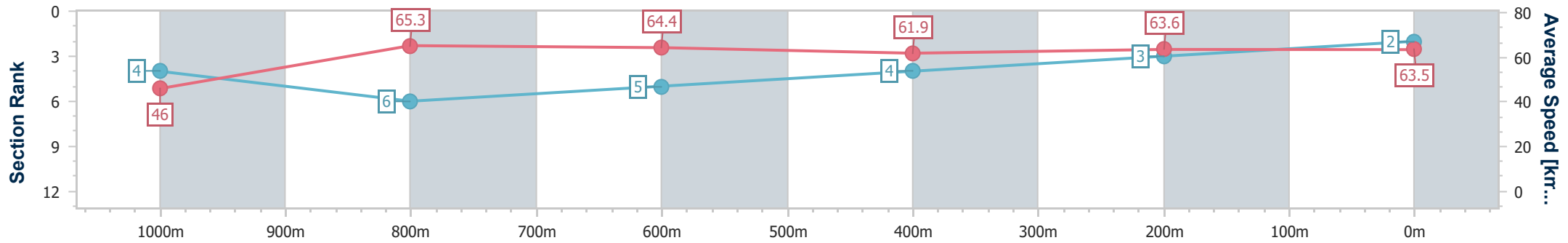
Mackay QLD Professional
Race 7: IMS BENCHMARK 60 Handicap - 1100m



11 May 2024 - 15:36

Track Rating: Soft 5, Weather: Overcast, Rail Position: +2m Entire

Section	Overall	1000m	800m	600m	400m	200m
Section Times	1:04.85 [2] (0:07.84)	0:57.01 [4] (0:11.12)	0:45.89 [6] (0:11.29)	0:34.60 [5] (0:11.82)	0:22.78 [4] (0:11.41)	0:11.37 [3] (0:11.37)
Average Speed [km/h]	46.0	65.3	64.4	61.9	63.6	63.5
Top Speed [km/h]	60.5	66.5	66.0	62.3	65.6	65.1
Avg. Dist. to Rail [m]	6.7	3.2	2.3	2.3	5.9	7.2
Avg. Stride Freq. [Hz]	2.2	2.5	2.4	2.3	2.4	2.4
Avg. Stride Length [m]	5.9	7.3	7.4	7.3	7.4	7.5



- [] Ranking at each section and finish
- .-.- No data available at this section
- NA No data available



Horse/Jockey Name	Sensationabull
Final Rank	3
Fastest Section Time (Section)	0:07.74 (Overall)
Top Speed [km/h] (Section)	67.3 (1000m)
Race State	Finished

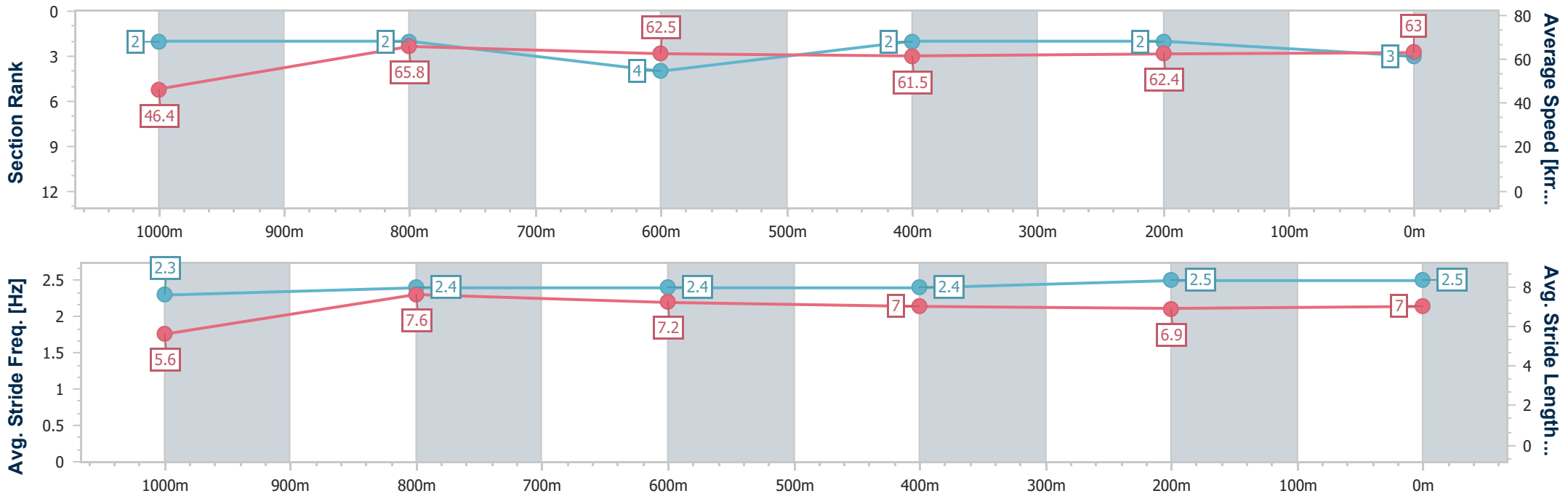


Mackay QLD Professional
Race 7: IMS BENCHMARK 60 Handicap - 1100m



11 May 2024 - 15:36
Track Rating: Soft 5, Weather: Overcast, Rail Position: +2m Entire

Section	Overall	1000m	800m	600m	400m	200m
Section Times	1:04.89 [3] (0:07.74)	0:57.15 [2] (0:11.02)	0:46.13 [2] (0:11.48)	0:34.65 [4] (0:11.64)	0:23.01 [2] (0:11.56)	0:11.45 [2] (0:11.45)
Average Speed [km/h]	46.4	65.8	62.5	61.5	62.4	63.0
Top Speed [km/h]	62.2	67.3	64.6	63.8	65.9	65.9
Avg. Dist. to Rail [m]	3.6	1.6	0.6	1.2	3.5	4.0
Avg. Stride Freq. [Hz]	2.3	2.4	2.4	2.4	2.5	2.5
Avg. Stride Length [m]	5.6	7.6	7.2	7.0	6.9	7.0



- [] Ranking at each section and finish
- .-.- No data available at this section
- NA No data available



Horse/Jockey Name	Luv'in Our Grace
Final Rank	4
Fastest Section Time (Section)	0:08.06 (Overall)
Top Speed [km/h] (Section)	67.3 (800m)
Race State	Finished

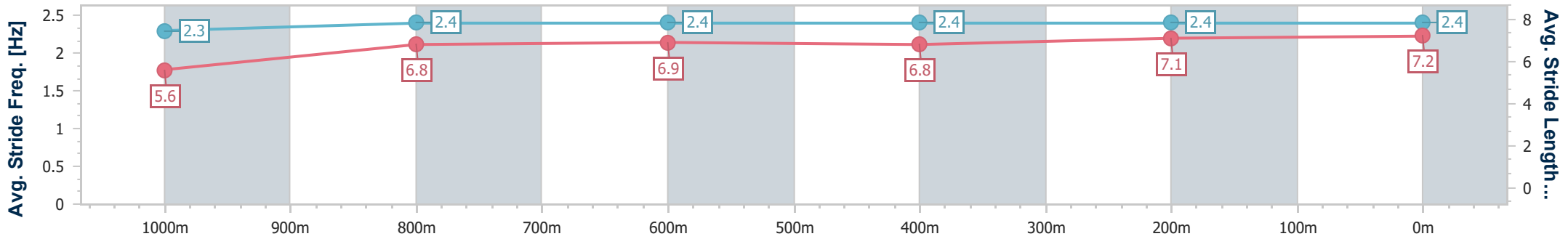
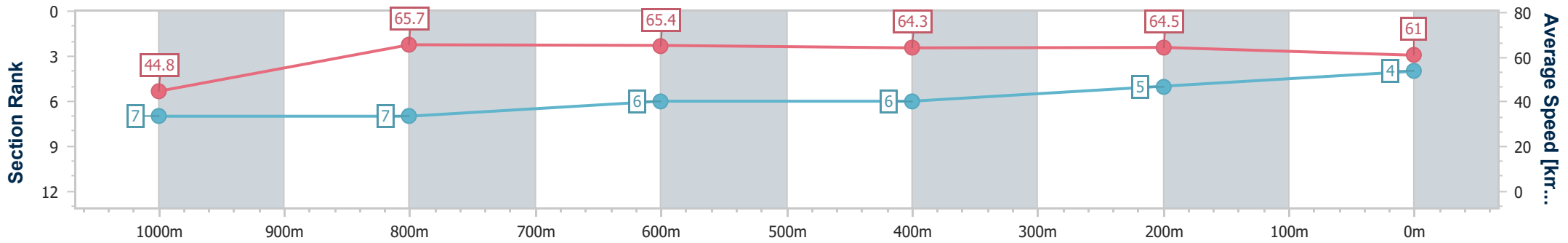


Mackay QLD Professional
Race 7: IMS BENCHMARK 60 Handicap - 1100m



11 May 2024 - 15:36
Track Rating: Soft 5, Weather: Overcast, Rail Position: +2m Entire

Section	Overall	1000m	800m	600m	400m	200m
Section Times	1:05.39 [4] (0:08.06)	0:57.33 [7] (0:11.10)	0:46.23 [7] (0:11.20)	0:35.03 [6] (0:11.82)	0:23.21 [6] (0:11.38)	0:11.83 [5] (0:11.83)
Average Speed [km/h]	44.8	65.7	65.4	64.3	64.5	61.0
Top Speed [km/h]	62.6	67.2	67.3	64.9	65.0	64.1
Avg. Dist. to Rail [m]	8.2	4.4	5.3	7.0	10.5	12.6
Avg. Stride Freq. [Hz]	2.3	2.4	2.4	2.4	2.4	2.4
Avg. Stride Length [m]	5.6	6.8	6.9	6.8	7.1	7.2



- [] Ranking at each section and finish
- .-.- No data available at this section
- NA No data available



Horse/Jockey Name	Martini Moment
Final Rank	5
Fastest Section Time (Section)	0:07.71 (Overall)
Top Speed [km/h] (Section)	67.6 (1000m)
Race State	Finished

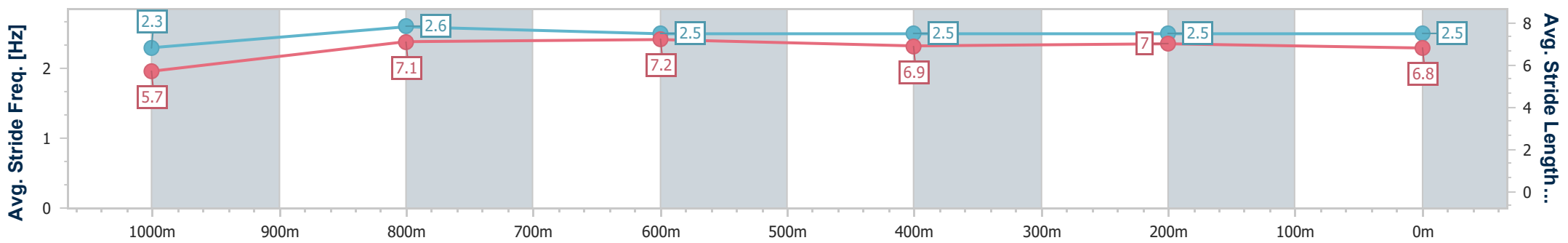
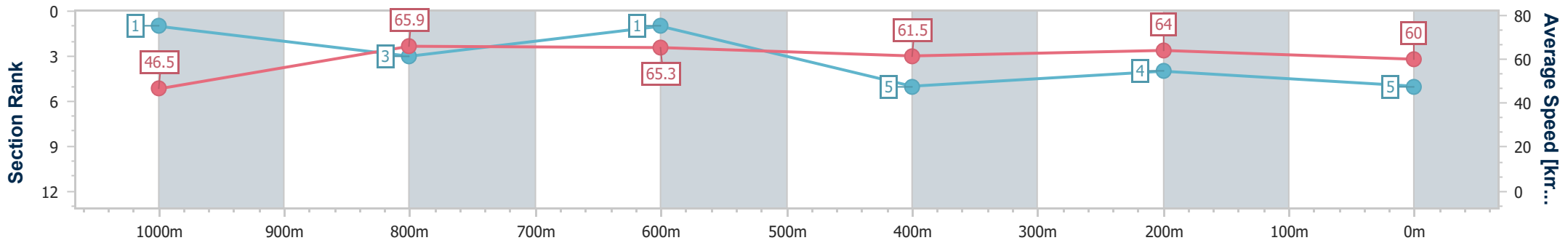


Mackay QLD Professional
Race 7: IMS BENCHMARK 60 Handicap - 1100m



11 May 2024 - 15:36
Track Rating: Soft 5, Weather: Overcast, Rail Position: +2m Entire

Section	Overall	1000m	800m	600m	400m	200m
Section Times	1:05.49 [5] (0:07.71)	0:57.78 [1] (0:11.09)	0:46.69 [3] (0:11.18)	0:35.51 [1] (0:12.12)	0:23.39 [5] (0:11.39)	0:12.00 [4] (0:12.00)
Average Speed [km/h]	46.5	65.9	65.3	61.5	64.0	60.0
Top Speed [km/h]	62.7	67.6	66.2	62.4	64.5	64.1
Avg. Dist. to Rail [m]	5.0	3.9	5.0	4.6	4.9	3.5
Avg. Stride Freq. [Hz]	2.3	2.6	2.5	2.5	2.5	2.5
Avg. Stride Length [m]	5.7	7.1	7.2	6.9	7.0	6.8



- [] Ranking at each section and finish
- .-.- No data available at this section
- NA No data available



Horse/Jockey Name	Cashin' Chex
Final Rank	6
Fastest Section Time (Section)	0:08.29 (Overall)
Top Speed [km/h] (Section)	67.5 (1000m)
Race State	Finished



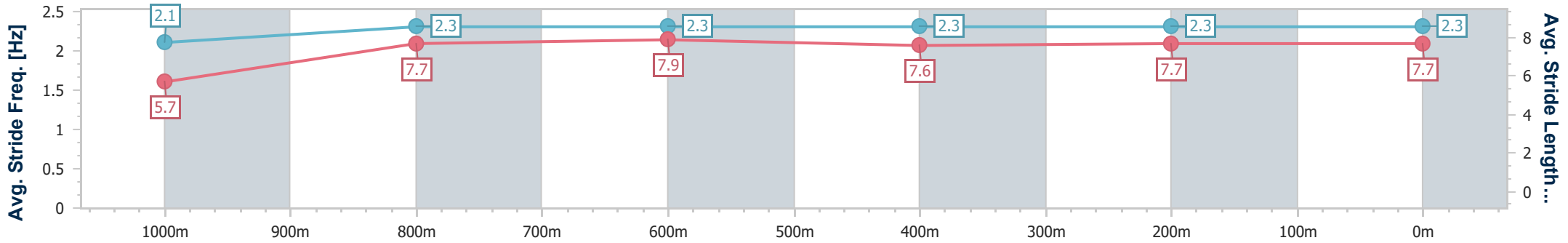
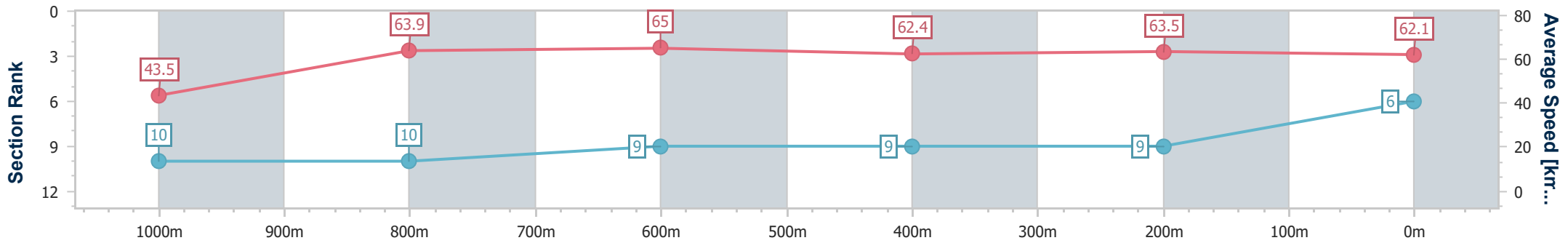
Mackay QLD Professional
Race 7: IMS BENCHMARK 60 Handicap - 1100m



11 May 2024 - 15:36

Track Rating: Soft 5, Weather: Overcast, Rail Position: +2m Entire

Section	Overall	1000m	800m	600m	400m	200m
Section Times	1:05.57 [6] (0:08.29)	0:57.28 [10] (0:11.31)	0:45.97 [10] (0:11.17)	0:34.80 [9] (0:11.77)	0:23.03 [9] (0:11.47)	0:11.56 [9] (0:11.56)
Average Speed [km/h]	43.5	63.9	65.0	62.4	63.5	62.1
Top Speed [km/h]	60.7	67.5	67.4	64.0	64.4	64.1
Avg. Dist. to Rail [m]	2.4	1.9	2.3	3.0	4.4	4.4
Avg. Stride Freq. [Hz]	2.1	2.3	2.3	2.3	2.3	2.3
Avg. Stride Length [m]	5.7	7.7	7.9	7.6	7.7	7.7



- [] Ranking at each section and finish
- .-.- No data available at this section
- NA No data available



Horse/Jockey Name	Out Back Boom
Final Rank	7
Fastest Section Time (Section)	0:07.96 (Overall)
Top Speed [km/h] (Section)	68.4 (1000m)
Race State	Finished



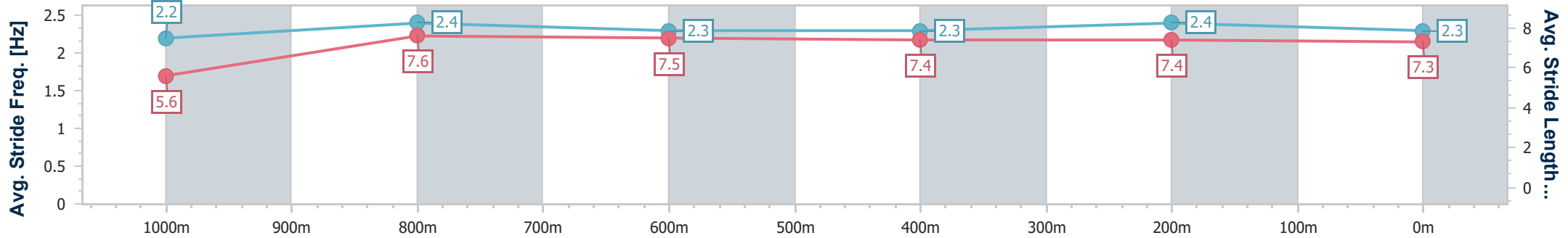
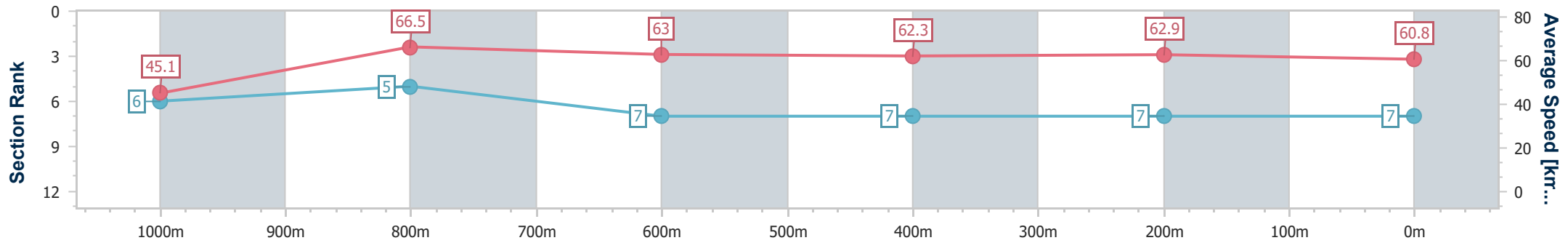
Mackay QLD Professional
Race 7: IMS BENCHMARK 60 Handicap - 1100m



11 May 2024 - 15:36

Track Rating: Soft 5, Weather: Overcast, Rail Position: +2m Entire

Section	Overall	1000m	800m	600m	400m	200m
Section Times	1:05.67 [7] (0:07.96)	0:57.71 [6] (0:10.94)	0:46.77 [5] (0:11.53)	0:35.24 [7] (0:11.81)	0:23.43 [7] (0:11.53)	0:11.90 [7] (0:11.90)
Average Speed [km/h]	45.1	66.5	63.0	62.3	62.9	60.8
Top Speed [km/h]	62.5	68.4	66.5	63.0	64.2	63.6
Avg. Dist. to Rail [m]	4.9	2.4	2.6	2.9	4.5	4.2
Avg. Stride Freq. [Hz]	2.2	2.4	2.3	2.3	2.4	2.3
Avg. Stride Length [m]	5.6	7.6	7.5	7.4	7.4	7.3



- [] Ranking at each section and finish
- .-.- No data available at this section
- NA No data available



Horse/Jockey Name	Our Heart Throb
Final Rank	8
Fastest Section Time (Section)	0:08.13 (Overall)
Top Speed [km/h] (Section)	66.7 (800m)
Race State	Finished

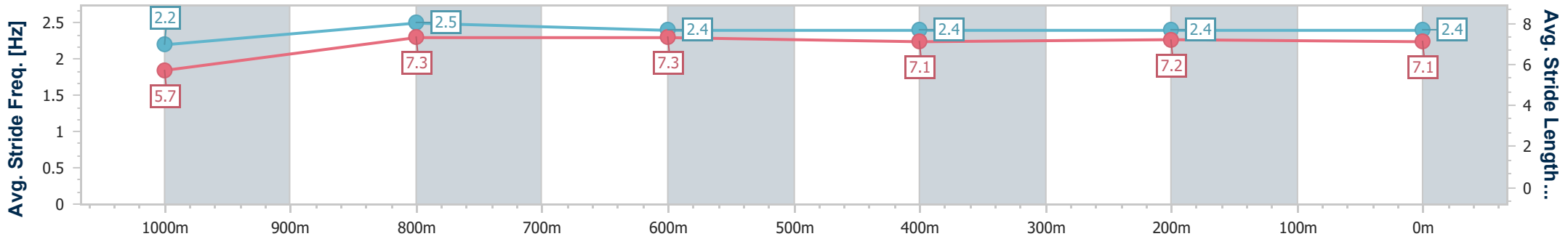
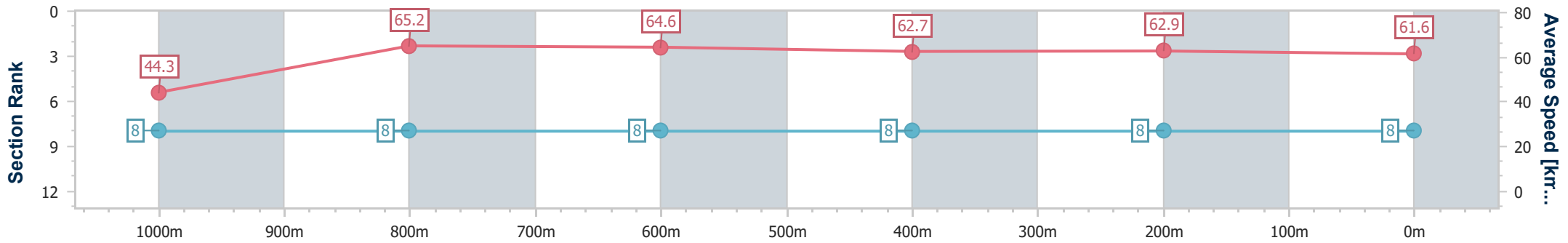


Mackay QLD Professional
Race 7: IMS BENCHMARK 60 Handicap - 1100m



11 May 2024 - 15:36
Track Rating: Soft 5, Weather: Overcast, Rail Position: +2m Entire

Section	Overall	1000m	800m	600m	400m	200m
Section Times	1:05.68 [8] (0:08.13)	0:57.55 [8] (0:11.13)	0:46.42 [8] (0:11.24)	0:35.18 [8] (0:11.82)	0:23.36 [8] (0:11.67)	0:11.69 [8] (0:11.69)
Average Speed [km/h]	44.3	65.2	64.6	62.7	62.9	61.6
Top Speed [km/h]	60.2	66.7	66.7	63.8	64.1	63.5
Avg. Dist. to Rail [m]	7.5	3.0	2.9	4.0	7.9	6.8
Avg. Stride Freq. [Hz]	2.2	2.5	2.4	2.4	2.4	2.4
Avg. Stride Length [m]	5.7	7.3	7.3	7.1	7.2	7.1



- [] Ranking at each section and finish
- .-.- No data available at this section
- NA No data available



Horse/Jockey Name	Let's Roll
Final Rank	9
Fastest Section Time (Section)	0:07.88 (Overall)
Top Speed [km/h] (Section)	68.7 (1000m)
Race State	Finished



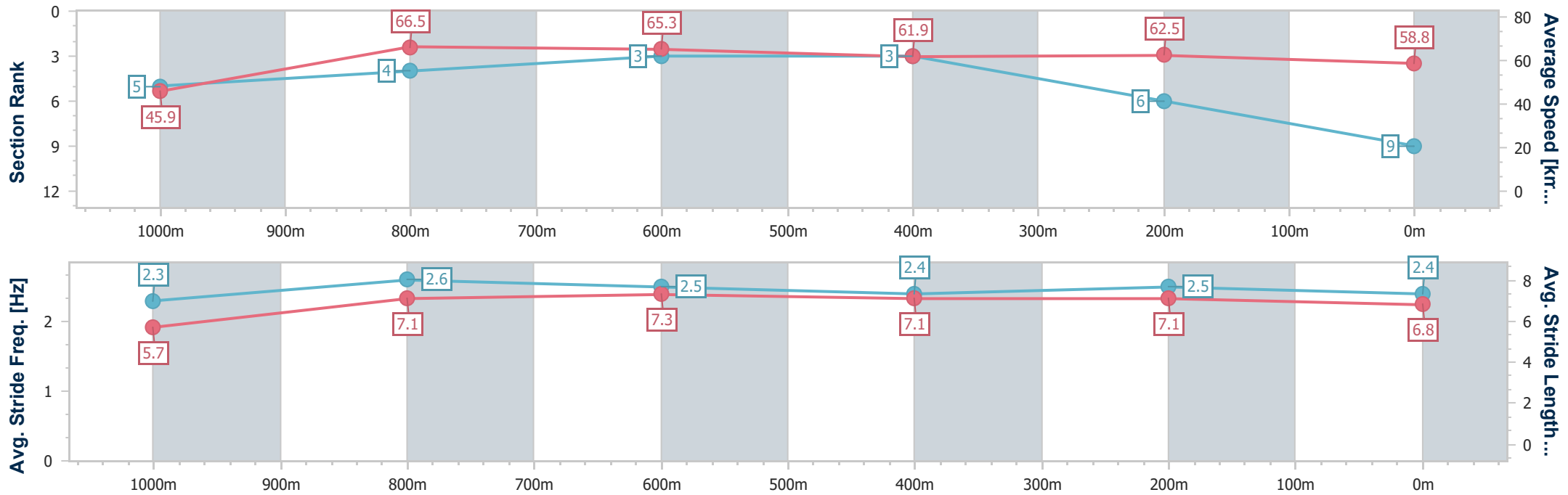
Mackay QLD Professional
Race 7: IMS BENCHMARK 60 Handicap - 1100m



11 May 2024 - 15:36

Track Rating: Soft 5, Weather: Overcast, Rail Position: +2m Entire

Section	Overall	1000m	800m	600m	400m	200m
Section Times	1:05.91 [9] (0:07.88)	0:58.03 [5] (0:11.01)	0:47.02 [4] (0:11.18)	0:35.84 [3] (0:11.92)	0:23.92 [3] (0:11.72)	0:12.20 [6] (0:12.20)
Average Speed [km/h]	45.9	66.5	65.3	61.9	62.5	58.8
Top Speed [km/h]	63.5	68.7	67.2	63.0	63.9	61.9
Avg. Dist. to Rail [m]	11.0	5.9	3.6	3.6	7.5	6.9
Avg. Stride Freq. [Hz]	2.3	2.6	2.5	2.4	2.5	2.4
Avg. Stride Length [m]	5.7	7.1	7.3	7.1	7.1	6.8



- [] Ranking at each section and finish
- .-.- No data available at this section
- NA No data available



Horse/Jockey Name	Dawn Rebel
Final Rank	10
Fastest Section Time (Section)	0:08.22 (Overall)
Top Speed [km/h] (Section)	68.2 (1000m)
Race State	Finished

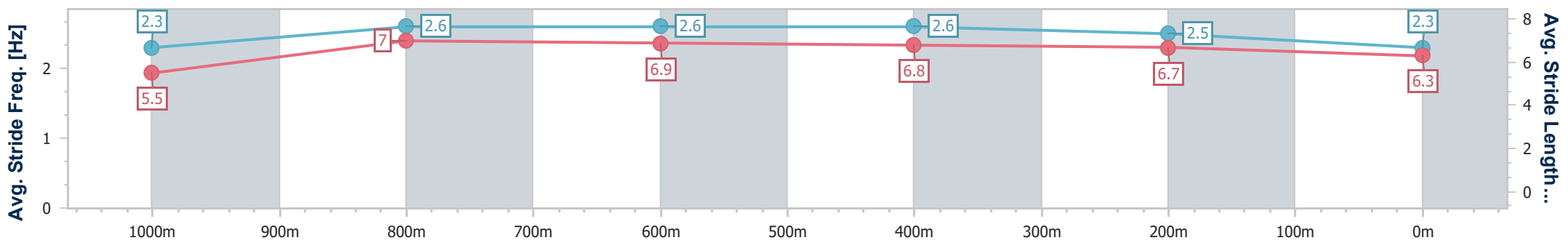
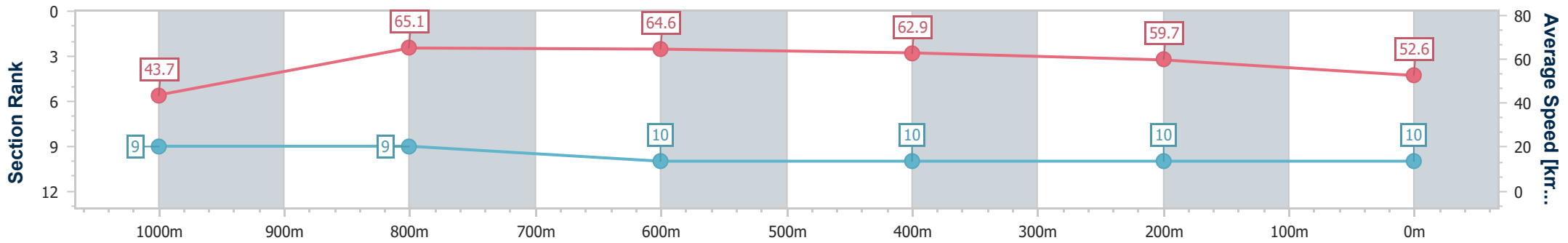


Mackay QLD Professional
Race 7: IMS BENCHMARK 60 Handicap - 1100m



11 May 2024 - 15:36
Track Rating: Soft 5, Weather: Overcast, Rail Position: +2m Entire

Section	Overall	1000m	800m	600m	400m	200m
Section Times	1:08.45 [10] (0:08.22)	1:00.23 [9] (0:11.22)	0:49.01 [9] (0:11.36)	0:37.65 [10] (0:11.79)	0:25.86 [10] (0:12.16)	0:13.70 [10] (0:13.70)
Average Speed [km/h]	43.7	65.1	64.6	62.9	59.7	52.6
Top Speed [km/h]	60.7	68.2	66.8	64.4	61.8	57.2
Avg. Dist. to Rail [m]	9.8	4.5	5.0	3.8	5.0	5.3
Avg. Stride Freq. [Hz]	2.3	2.6	2.6	2.6	2.5	2.3
Avg. Stride Length [m]	5.5	7.0	6.9	6.8	6.7	6.3



- [] Ranking at each section and finish
- .-.- No data available at this section
- NA No data available



Mackay QLD Professional

Race 8: LADBROKES OPEN Handicap - 1300m

11 May 2024 - 16:13



MACKAY TURF CLUB
Ooralea Racecourse

Track Rating: Soft 5, Weather: Overcast, Rail Position: +2m Entire

Section		Field Times														
		Overall	1200m	1000m	800m	600m	400m	Last 600m								
		1:16.59 (0:07.70)	1:08.89 (0:11.10)	0:57.79 (0:11.17)	0:46.62 (0:11.28)	0:35.34 (0:11.74)	0:23.60 (0:11.79)	0:35.34								
Rank	TAB	Horse/Jockey	Barrier	Top Speed [km/h]	Fastest Section	Distance Travelled [m]										
1	8	HONKYTONK DIVA Justin Stanley	9	66.8 1000m	0:07.72 Overall	1:16.59 [1] (0:07.72)	1:08.87 [2] (0:11.42)	0:57.45 [4] (0:11.10)	0:46.35 [3] (0:11.27)	0:35.08 [3] (0:11.83)	0:23.25 [4] (0:11.44)	0:35.08				
2	2	BRAD Chris Whiteley	3	66.5 800m	0:08.25 Overall	1:16.87 [2] (0:08.25)	1:08.62 [10] (0:11.35)	0:57.27 [8] (0:11.14)	0:46.13 [7] (0:11.28)	0:34.85 [7] (0:11.69)	0:23.16 [6] (0:11.44)	0:34.85 +2				
3	10	SVINDAL Adrian Layt	2	67.0 1200m	0:08.11 Overall	1:17.01 [3] (0:08.11)	1:08.90 [7] (0:11.03)	0:57.87 [5] (0:11.12)	0:46.75 [4] (0:11.30)	0:35.45 [4] (0:11.66)	0:23.79 [3] (0:11.71)	0:35.45 -6				
4	12	SUCH A WHIT Jason Taylor	1	66.7 600m	0:08.31 Overall	1:17.11 [4] (0:08.31)	1:08.80 [11] (0:11.62)	0:57.18 [10] (0:11.20)	0:45.98 [10] (0:11.28)	0:34.70 [9] (0:11.49)	0:23.21 [8] (0:11.50)	0:34.70 -6				
5	3	O'MUDGE Kirk Matheson	6	65.7 800m	0:08.03 Overall	1:17.15 [5] (0:08.03)	1:09.12 [5] (0:11.35)	0:57.77 [6] (0:11.21)	0:46.56 [6] (0:11.20)	0:35.36 [5] (0:11.72)	0:23.64 [5] (0:11.60)	0:35.36 -3				
6	9	READY FOR MAGIC McKenzie Apel	11	66.1 1200m	0:07.80 Overall	1:17.53 [6] (0:07.80)	1:09.73 [4] (0:11.25)	0:58.48 [3] (0:11.25)	0:47.23 [5] (0:11.50)	0:35.73 [6] (0:11.97)	0:23.76 [7] (0:11.68)	0:35.73 +1				
7	5	COURTESY BUS Nathan Thomas	5	67.0 1200m	0:07.70 Overall	1:17.67 [7] (0:07.70)	1:09.97 [1] (0:11.10)	0:58.87 [2] (0:11.18)	0:47.69 [2] (0:11.35)	0:36.34 [2] (0:11.76)	0:24.58 [2] (0:11.85)	0:36.34 -5				
8	4	STARSONIC Gabrielle Semmens	10	68.7 1200m	0:07.78 Overall	1:17.71 [8] (0:07.78)	1:09.93 [3] (0:11.02)	0:58.91 [1] (0:11.17)	0:47.74 [1] (0:11.28)	0:36.46 [1] (0:11.74)	0:24.72 [1] (0:11.93)	0:36.46 -3				
9	6	SAVOURY Scott Sheargold	7	65.7 1000m	0:08.38 Overall	1:17.82 [9] (0:08.38)	1:09.44 [12] (0:11.65)	0:57.79 [11] (0:11.31)	0:46.48 [11] (0:11.35)	0:35.13 [11] (0:11.45)	0:23.68 [11] (0:11.37)	0:35.13 -5				
10	13	FANAAR Jackson Murphy	12	67.0 600m	0:08.19 Overall	1:17.89 [10] (0:08.19)	1:09.70 [8] (0:11.58)	0:58.12 [9] (0:11.36)	0:46.76 [9] (0:11.33)	0:35.43 [10] (0:11.49)	0:23.94 [9] (0:11.63)	0:35.43 +4				

Scratched: Captain Fox (#7), Aidenabet (#14)



Mackay QLD Professional
Race 8: LADBROKES OPEN Handicap - 1300m
11 May 2024 - 16:13



MACKAY TURF CLUB
 Ooralea Racecourse

Track Rating: Soft 5, Weather: Overcast, Rail Position: +2m Entire

Section		Overall	1200m	1000m	800m	600m	400m	Last 600m				
Field Times		1:16.59 (0:07.70)	1:08.89 (0:11.10)	0:57.79 (0:11.17)	0:46.62 (0:11.28)	0:35.34 (0:11.74)	0:23.60 (0:11.79)	0:35.34				
Rank	TAB Horse/Jockey	Barrier	Top Speed [km/h]	Fastest Section					Distance Travelled [m]			
11	11 JETSKI Chris McIver	8	65.1	0:08.03	1:18.42 [11] (0:08.03)	1:10.39 [6] (0:11.54)	0:58.85 [7] (0:11.28)	0:47.57 [8] (0:11.49)	0:36.08 [8] (0:11.67)	0:24.41 [10] (0:11.82)	0:36.08	-2
12	1 SAVVY LEGEND Lachlan Overall	13	65.1	0:08.24	1:19.61 [12] (0:08.24)	1:11.37 [9] (0:11.91)	0:59.46 [12] (0:11.43)	0:48.03 [12] (0:11.46)	0:36.57 [12] (0:11.91)	0:24.66 [12] (0:12.00)	0:36.57	-5

Scratched: Captain Fox (#7), Aidenabet (#14)

[] Ranking at each section and finish
 -:-:- No data available at this section
 NA No data available

SCN Saddle cloth number
 DNF Did not finish
 DNT Did not track



Mackay QLD Professional

Race 8: LADBROKES OPEN Handicap - 1300m

11 May 2024 - 16:13



MACKAY TURF CLUB
Ooralea Racecourse

Track Rating: Soft 5, Weather: Overcast, Rail Position: +2m Entire

Section				200m				Last 600m	
Field Times				0:11.81				0:35.34	
				(0:11.81)					
Rank	TAB	Horse/Jockey	Barrier	Top Speed [km/h]	Fastest Section	Margin			Distance Travelled [m]
1	8	HONKYTONK DIVA Justin Stanley	9	66.8 1000m	0:07.72 Overall	0:11.81 [1] (0:11.81)	1:16.59		0:35.08
2	2	BRAD Chris Whiteley	3	66.5 800m	0:08.25 Overall	0:11.72 [6] (0:11.72)	0.28L		0:34.85 +2
3	10	SVINDAL Adrian Layt	2	67.0 1200m	0:08.11 Overall	0:12.08 [3] (0:12.08)	0.14L		0:35.45 -6
4	12	SUCH A WHIT Jason Taylor	1	66.7 600m	0:08.31 Overall	0:11.71 [7] (0:11.71)	0.1L		0:34.70 -6
5	3	O'MUDGE Kirk Matheson	6	65.7 800m	0:08.03 Overall	0:12.04 [5] (0:12.04)	0.04L		0:35.36 -3
6	9	READY FOR MAGIC McKenzie Apel	11	66.1 1200m	0:07.80 Overall	0:12.08 [8] (0:12.08)	0.38L		0:35.73 +1
7	5	COURTESY BUS Nathan Thomas	5	67.0 1200m	0:07.70 Overall	0:12.73 [4] (0:12.73)	0.14L		0:36.34 -5
8	4	STARSONIC Gabrielle Semmens	10	68.7 1200m	0:07.78 Overall	0:12.79 [2] (0:12.79)	0.04L		0:36.46 -3
9	6	SAVOURY Scott Sheargold	7	65.7 1000m	0:08.38 Overall	0:12.31 [9] (0:12.31)	0.11L		0:35.13 -5
10	13	FANAAR Jackson Murphy	12	67.0 600m	0:08.19 Overall	0:12.31 [10] (0:12.31)	0.07L		0:35.43 +4

Scratched: Captain Fox (#7), Aidenabet (#14)

Report Created: Sat 11 May 2024 16:34 GMT+10

(Note: Timing is based on position data)

Page 3/16

[] Ranking at each section and finish
-:--:-- No data available at this section
NA No data available

SCN Saddle cloth number
DNF Did not finish
DNT Did not track

data processed by TRIPLESDATA



Mackay QLD Professional

Race 8: LADBROKES OPEN Handicap - 1300m

11 May 2024 - 16:13



MACKAY TURF CLUB
Ooralea Racecourse

Track Rating: Soft 5, Weather: Overcast, Rail Position: +2m Entire

Section				200m				Last 600m		
Field Times				0:11.81 (0:11.81)				0:35.34		
Rank	TAB	Horse/Jockey	Barrier	Top Speed [km/h]	Fastest Section	Margin			Distance Travelled [m]	
11	11	JETSKI	8	65.1	0:08.03	0:12.59 [11]	0.53L		0:36.08	-2
		Chris McIver		1000m	Overall	(0:12.59)				
12	1	SAVVY LEGEND	13	65.1	0:08.24	0:12.66 [12]	1.19L		0:36.57	-5
		Lachlan Overall		1000m	Overall	(0:12.66)				

Scratched: Captain Fox (#7), Aidenabet (#14)

[] Ranking at each section and finish
 -:-:-:- No data available at this section
 NA No data available

SCN Saddle cloth number
 DNF Did not finish
 DNT Did not track



Horse/Jockey Name	Honkytonk Diva
Final Rank	1
Fastest Section Time (Section)	0:07.72 (Overall)
Top Speed [km/h] (Section)	66.8 (1000m)
Race State	Finished



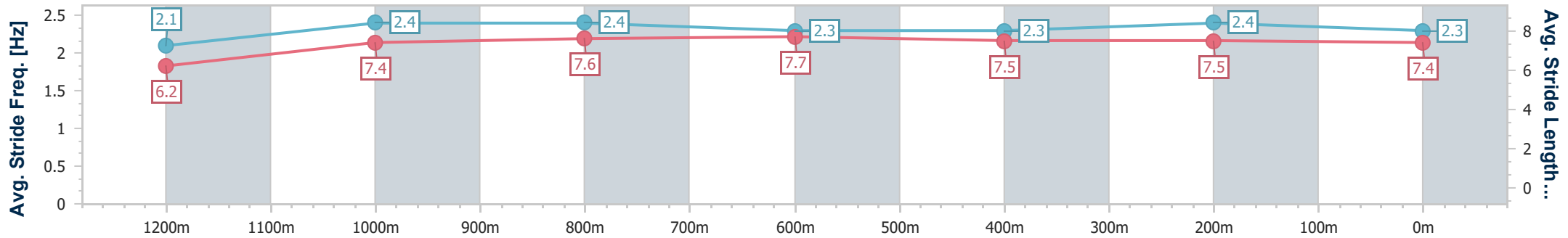
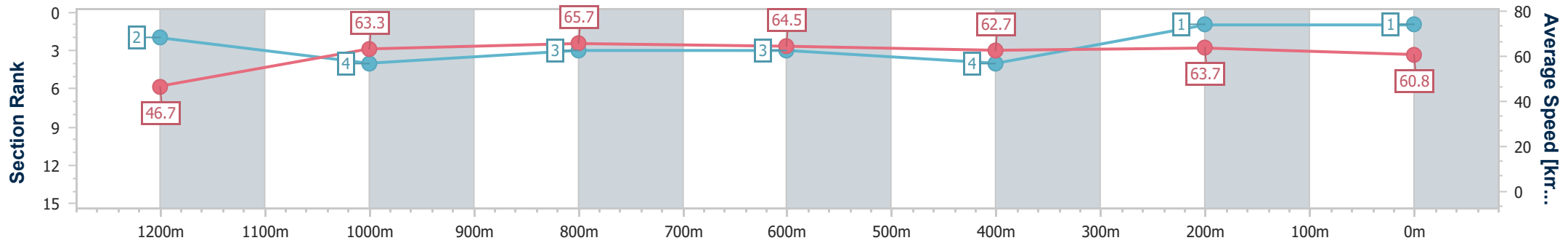
Mackay QLD Professional
Race 8: LADBROKES OPEN Handicap - 1300m



11 May 2024 - 16:13

Track Rating: Soft 5, Weather: Overcast, Rail Position: +2m Entire

Section	Overall	1200m	1000m	800m	600m	400m	200m
Section Times	1:16.59 [1] (0:07.72)	1:08.87 [2] (0:11.42)	0:57.45 [4] (0:11.10)	0:46.35 [3] (0:11.27)	0:35.08 [3] (0:11.83)	0:23.25 [4] (0:11.44)	0:11.81 [1] (0:11.81)
Average Speed [km/h]	46.7	63.3	65.7	64.5	62.7	63.7	60.8
Top Speed [km/h]	60.5	65.7	66.8	66.1	63.4	65.1	63.8
Avg. Dist. to Rail [m]	9.3	4.0	3.8	4.1	3.9	5.4	6.6
Avg. Stride Freq. [Hz]	2.1	2.4	2.4	2.3	2.3	2.4	2.3
Avg. Stride Length [m]	6.2	7.4	7.6	7.7	7.5	7.5	7.4



- [] Ranking at each section and finish
- .-.- No data available at this section
- NA No data available



Horse/Jockey Name	Brad
Final Rank	2
Fastest Section Time (Section)	0:08.25 (Overall)
Top Speed [km/h] (Section)	66.5 (800m)
Race State	Finished

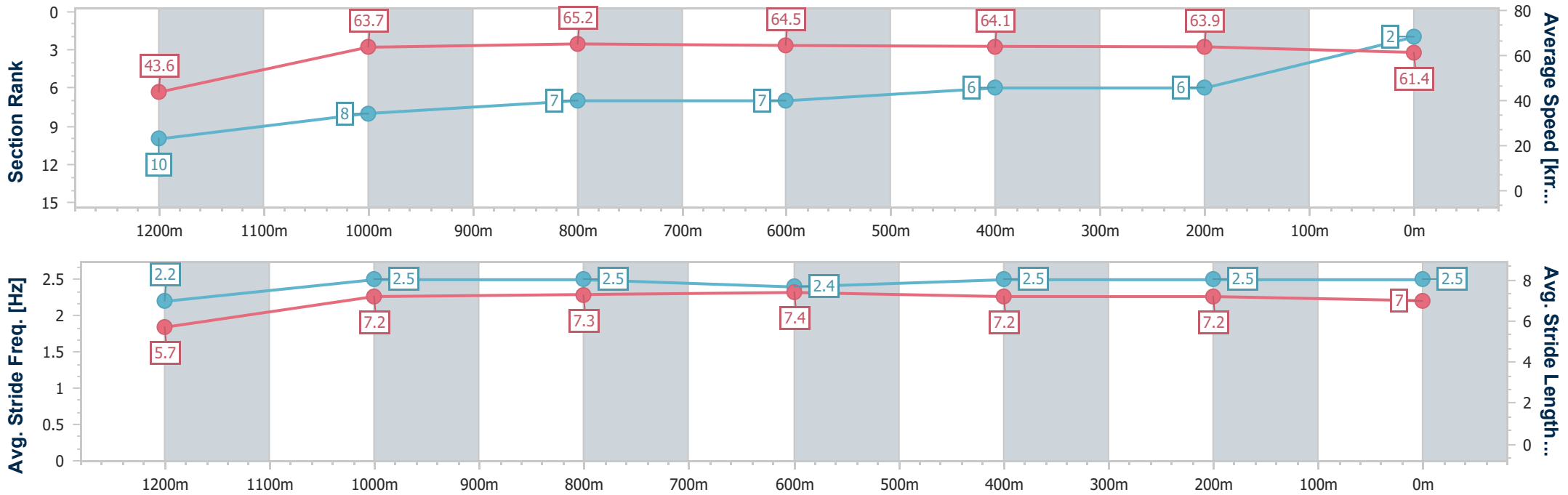


Mackay QLD Professional
Race 8: LADBROKES OPEN Handicap - 1300m



11 May 2024 - 16:13
Track Rating: Soft 5, Weather: Overcast, Rail Position: +2m Entire

Section	Overall	1200m	1000m	800m	600m	400m	200m
Section Times	1:16.87 [2] (0:08.25)	1:08.62 [10] (0:11.35)	0:57.27 [8] (0:11.14)	0:46.13 [7] (0:11.28)	0:34.85 [7] (0:11.69)	0:23.16 [6] (0:11.44)	0:11.72 [6] (0:11.72)
Average Speed [km/h]	43.6	63.7	65.2	64.5	64.1	63.9	61.4
Top Speed [km/h]	60.0	65.5	65.8	66.5	66.5	64.8	64.6
Avg. Dist. to Rail [m]	6.3	3.0	2.4	3.8	5.3	8.4	9.9
Avg. Stride Freq. [Hz]	2.2	2.5	2.5	2.4	2.5	2.5	2.5
Avg. Stride Length [m]	5.7	7.2	7.3	7.4	7.2	7.2	7.0



- [] Ranking at each section and finish
- .-.- No data available at this section
- NA No data available



Horse/Jockey Name	Svindal
Final Rank	3
Fastest Section Time (Section)	0:08.11 (Overall)
Top Speed [km/h] (Section)	67.0 (1200m)
Race State	Finished



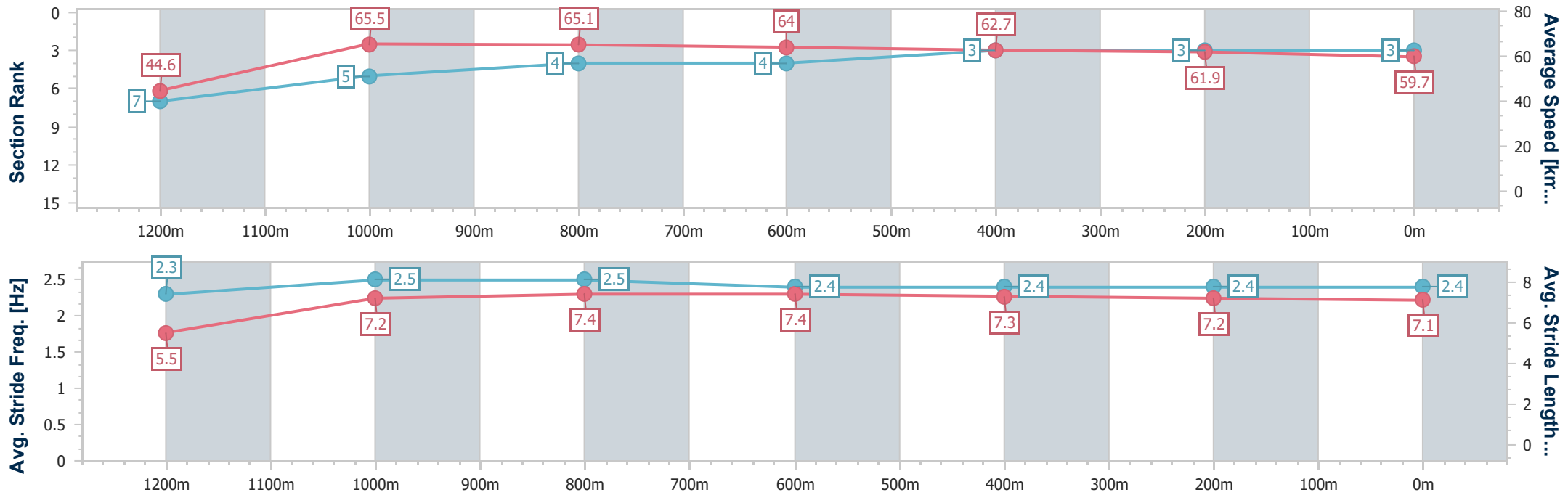
Mackay QLD Professional
Race 8: LADBROKES OPEN Handicap - 1300m



11 May 2024 - 16:13

Track Rating: Soft 5, Weather: Overcast, Rail Position: +2m Entire

Section	Overall	1200m	1000m	800m	600m	400m	200m
Section Times	1:17.01 [3] (0:08.11)	1:08.90 [7] (0:11.03)	0:57.87 [5] (0:11.12)	0:46.75 [4] (0:11.30)	0:35.45 [4] (0:11.66)	0:23.79 [3] (0:11.71)	0:12.08 [3] (0:12.08)
Average Speed [km/h]	44.6	65.5	65.1	64.0	62.7	61.9	59.7
Top Speed [km/h]	63.6	67.0	66.2	64.7	64.8	63.0	62.4
Avg. Dist. to Rail [m]	5.6	2.9	2.1	1.8	1.8	4.1	4.8
Avg. Stride Freq. [Hz]	2.3	2.5	2.5	2.4	2.4	2.4	2.4
Avg. Stride Length [m]	5.5	7.2	7.4	7.4	7.3	7.2	7.1



- [] Ranking at each section and finish
- .-.- No data available at this section
- NA No data available



Horse/Jockey Name	Such A Whit
Final Rank	4
Fastest Section Time (Section)	0:08.31 (Overall)
Top Speed [km/h] (Section)	66.7 (600m)
Race State	Finished

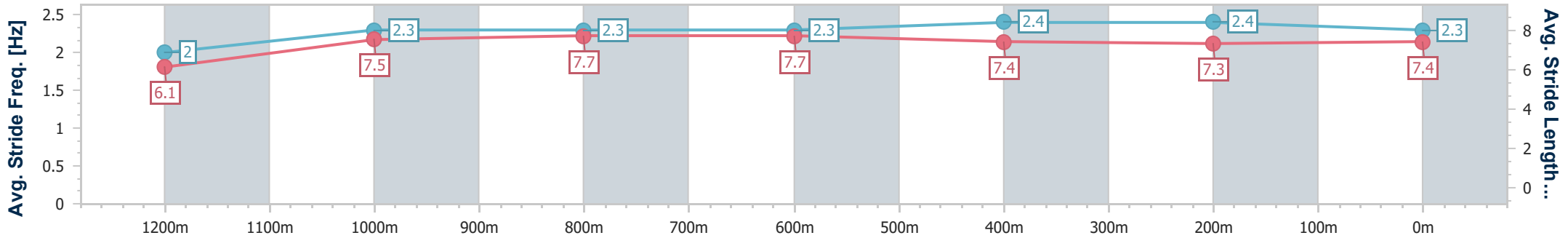
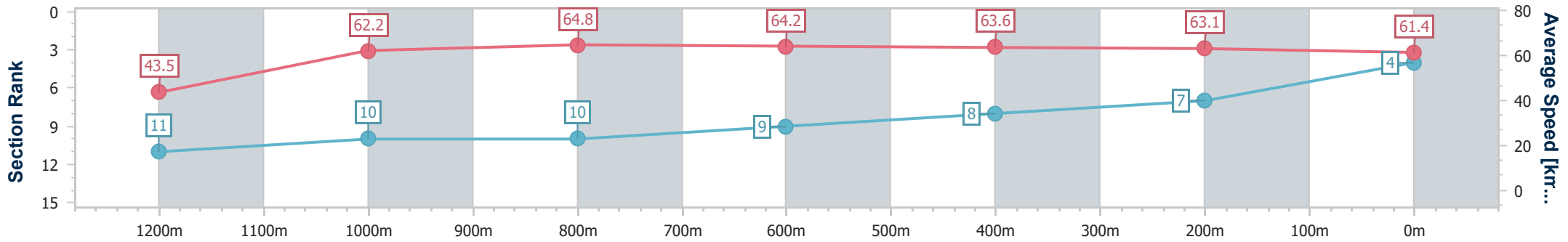


Mackay QLD Professional
Race 8: LADBROKES OPEN Handicap - 1300m



11 May 2024 - 16:13
Track Rating: Soft 5, Weather: Overcast, Rail Position: +2m Entire

Section	Overall	1200m	1000m	800m	600m	400m	200m
Section Times	1:17.11 [4] (0:08.31)	1:08.80 [11] (0:11.62)	0:57.18 [10] (0:11.20)	0:45.98 [10] (0:11.28)	0:34.70 [9] (0:11.49)	0:23.21 [8] (0:11.50)	0:11.71 [7] (0:11.71)
Average Speed [km/h]	43.5	62.2	64.8	64.2	63.6	63.1	61.4
Top Speed [km/h]	58.3	64.3	65.8	65.4	66.7	63.8	64.0
Avg. Dist. to Rail [m]	4.4	3.1	2.1	2.0	1.8	6.5	9.9
Avg. Stride Freq. [Hz]	2.0	2.3	2.3	2.3	2.4	2.4	2.3
Avg. Stride Length [m]	6.1	7.5	7.7	7.7	7.4	7.3	7.4



- [] Ranking at each section and finish
- .-.- No data available at this section
- NA No data available



Horse/Jockey Name	O'mudgee
Final Rank	5
Fastest Section Time (Section)	0:08.03 (Overall)
Top Speed [km/h] (Section)	65.7 (800m)
Race State	Finished

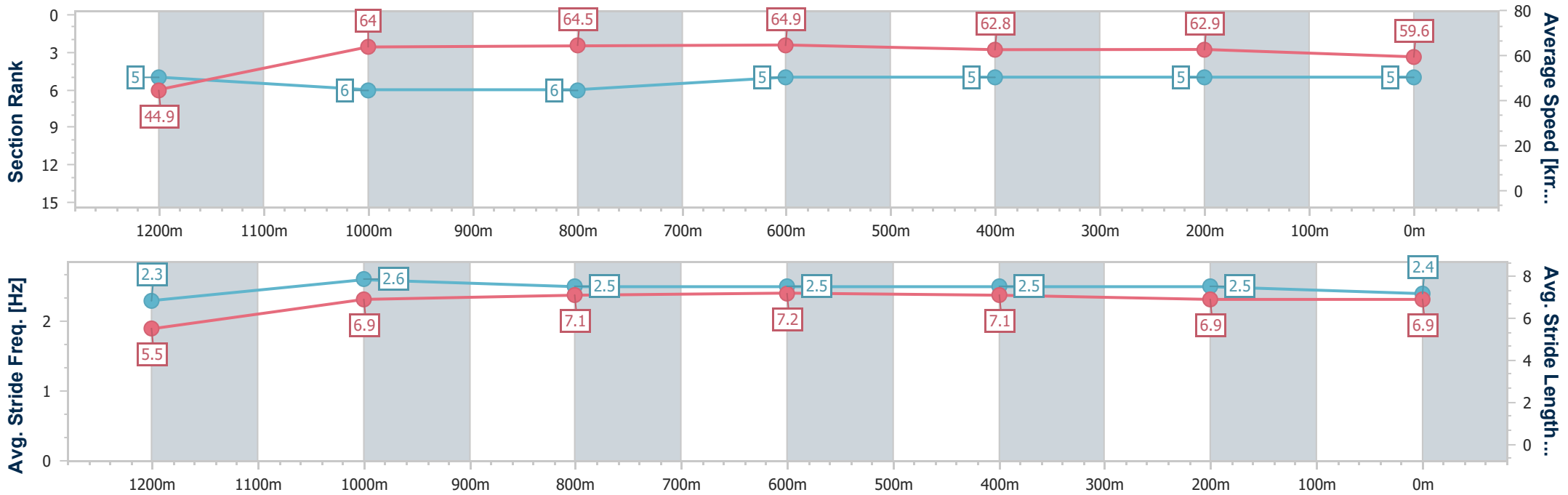


Mackay QLD Professional
Race 8: LADBROKES OPEN Handicap - 1300m



11 May 2024 - 16:13
Track Rating: Soft 5, Weather: Overcast, Rail Position: +2m Entire

Section	Overall	1200m	1000m	800m	600m	400m	200m
Section Times	1:17.15 [5] (0:08.03)	1:09.12 [5] (0:11.35)	0:57.77 [6] (0:11.21)	0:46.56 [6] (0:11.20)	0:35.36 [5] (0:11.72)	0:23.64 [5] (0:11.60)	0:12.04 [5] (0:12.04)
Average Speed [km/h]	44.9	64.0	64.5	64.9	62.8	62.9	59.6
Top Speed [km/h]	61.9	65.7	65.7	65.7	64.1	63.8	63.4
Avg. Dist. to Rail [m]	7.7	4.1	2.9	2.2	2.9	7.5	7.7
Avg. Stride Freq. [Hz]	2.3	2.6	2.5	2.5	2.5	2.5	2.4
Avg. Stride Length [m]	5.5	6.9	7.1	7.2	7.1	6.9	6.9



- [] Ranking at each section and finish
- .-.- No data available at this section
- NA No data available



Horse/Jockey Name	Ready For Magic
Final Rank	6
Fastest Section Time (Section)	0:07.80 (Overall)
Top Speed [km/h] (Section)	66.1 (1200m)
Race State	Finished



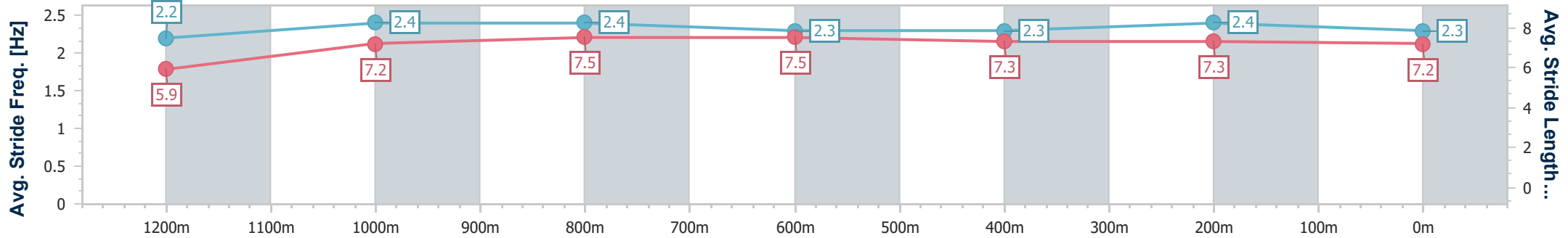
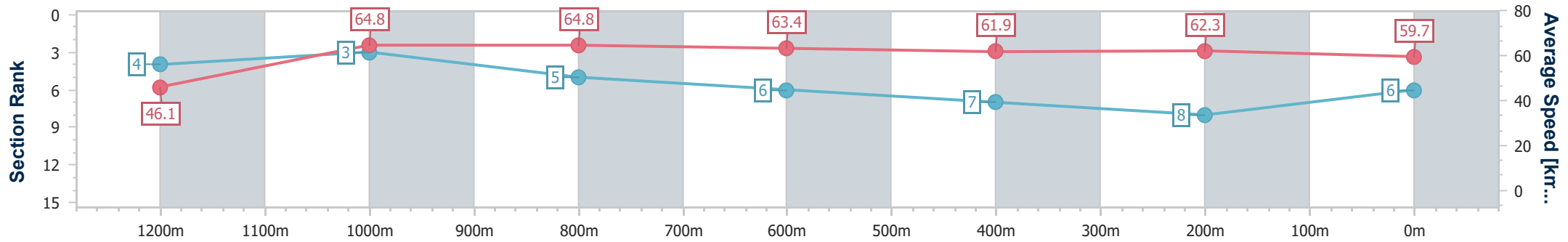
Mackay QLD Professional
Race 8: LADBROKES OPEN Handicap - 1300m



11 May 2024 - 16:13

Track Rating: Soft 5, Weather: Overcast, Rail Position: +2m Entire

Section	Overall	1200m	1000m	800m	600m	400m	200m
Section Times	1:17.53 [6] (0:07.80)	1:09.73 [4] (0:11.25)	0:58.48 [3] (0:11.25)	0:47.23 [5] (0:11.50)	0:35.73 [6] (0:11.97)	0:23.76 [7] (0:11.68)	0:12.08 [8] (0:12.08)
Average Speed [km/h]	46.1	64.8	64.8	63.4	61.9	62.3	59.7
Top Speed [km/h]	61.3	66.1	65.7	64.3	62.4	64.4	63.2
Avg. Dist. to Rail [m]	12.3	6.2	4.2	4.2	3.6	7.3	10.0
Avg. Stride Freq. [Hz]	2.2	2.4	2.4	2.3	2.3	2.4	2.3
Avg. Stride Length [m]	5.9	7.2	7.5	7.5	7.3	7.3	7.2



- [] Ranking at each section and finish
- .-.- No data available at this section
- NA No data available



Horse/Jockey Name	Courtesy Bus
Final Rank	7
Fastest Section Time (Section)	0:07.70 (Overall)
Top Speed [km/h] (Section)	67.0 (1200m)
Race State	Finished

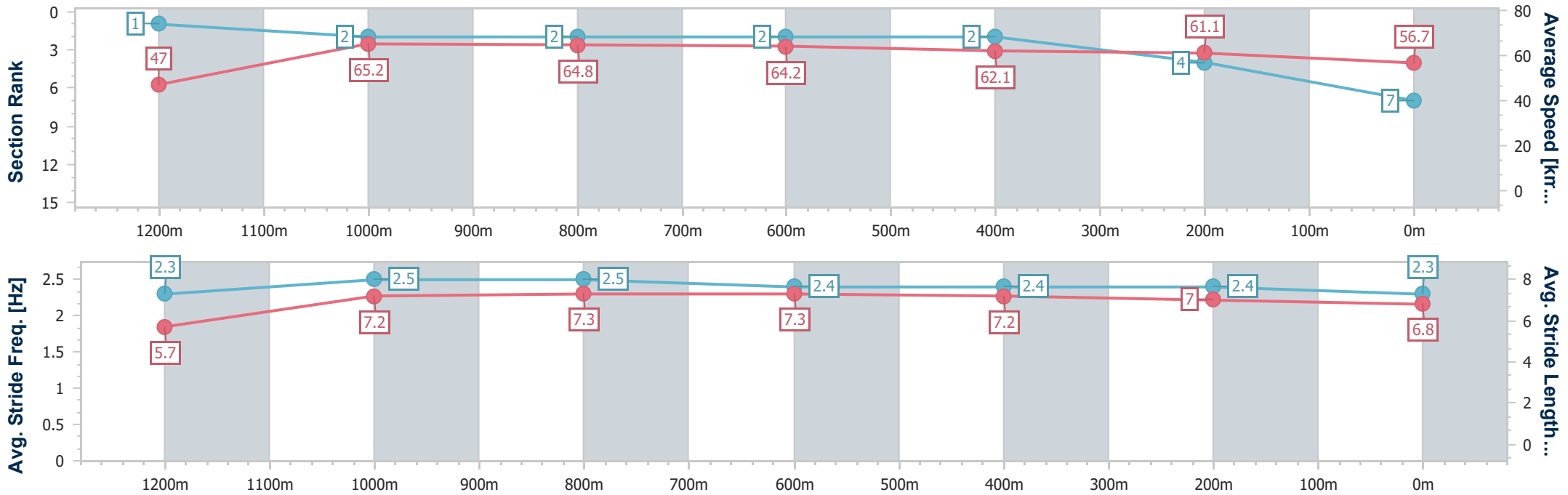


Mackay QLD Professional
Race 8: LADBROKES OPEN Handicap - 1300m



11 May 2024 - 16:13
Track Rating: Soft 5, Weather: Overcast, Rail Position: +2m Entire

Section	Overall	1200m	1000m	800m	600m	400m	200m
Section Times	1:17.67 [7] (0:07.70)	1:09.97 [1] (0:11.10)	0:58.87 [2] (0:11.18)	0:47.69 [2] (0:11.35)	0:36.34 [2] (0:11.76)	0:24.58 [2] (0:11.85)	0:12.73 [4] (0:12.73)
Average Speed [km/h]	47.0	65.2	64.8	64.2	62.1	61.1	56.7
Top Speed [km/h]	62.4	67.0	67.0	65.1	63.4	62.3	60.4
Avg. Dist. to Rail [m]	6.7	2.9	2.8	3.3	1.9	2.6	3.2
Avg. Stride Freq. [Hz]	2.3	2.5	2.5	2.4	2.4	2.4	2.3
Avg. Stride Length [m]	5.7	7.2	7.3	7.3	7.2	7.0	6.8



- [] Ranking at each section and finish
- .-.- No data available at this section
- NA No data available



Horse/Jockey Name	Starsonic
Final Rank	8
Fastest Section Time (Section)	0:07.78 (Overall)
Top Speed [km/h] (Section)	68.7 (1200m)
Race State	Finished

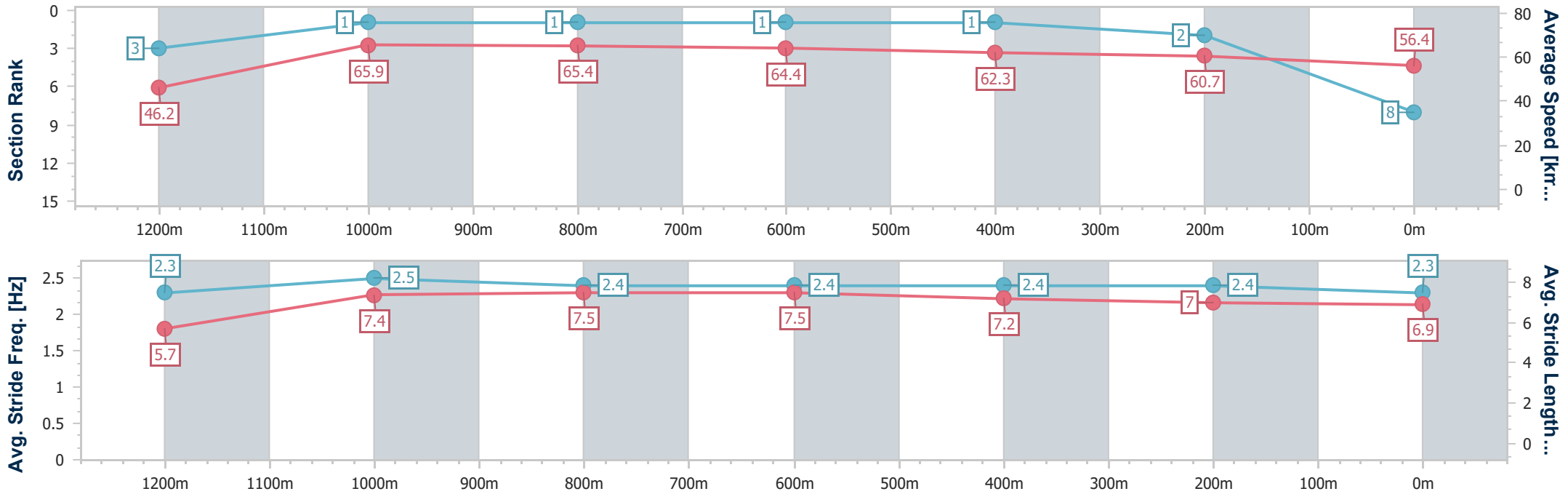


Mackay QLD Professional
Race 8: LADBROKES OPEN Handicap - 1300m



11 May 2024 - 16:13
Track Rating: Soft 5, Weather: Overcast, Rail Position: +2m Entire

Section	Overall	1200m	1000m	800m	600m	400m	200m
Section Times	1:17.71 [8] (0:07.78)	1:09.93 [3] (0:11.02)	0:58.91 [1] (0:11.17)	0:47.74 [1] (0:11.28)	0:36.46 [1] (0:11.74)	0:24.72 [1] (0:11.93)	0:12.79 [2] (0:12.79)
Average Speed [km/h]	46.2	65.9	65.4	64.4	62.3	60.7	56.4
Top Speed [km/h]	62.1	68.7	67.2	65.9	63.6	62.0	59.9
Avg. Dist. to Rail [m]	11.5	6.1	4.8	3.2	1.9	4.4	6.2
Avg. Stride Freq. [Hz]	2.3	2.5	2.4	2.4	2.4	2.4	2.3
Avg. Stride Length [m]	5.7	7.4	7.5	7.5	7.2	7.0	6.9



- [] Ranking at each section and finish
- .-.- No data available at this section
- NA No data available



Horse/Jockey Name	Savoury
Final Rank	9
Fastest Section Time (Section)	0:08.38 (Overall)
Top Speed [km/h] (Section)	65.7 (1000m)
Race State	Finished

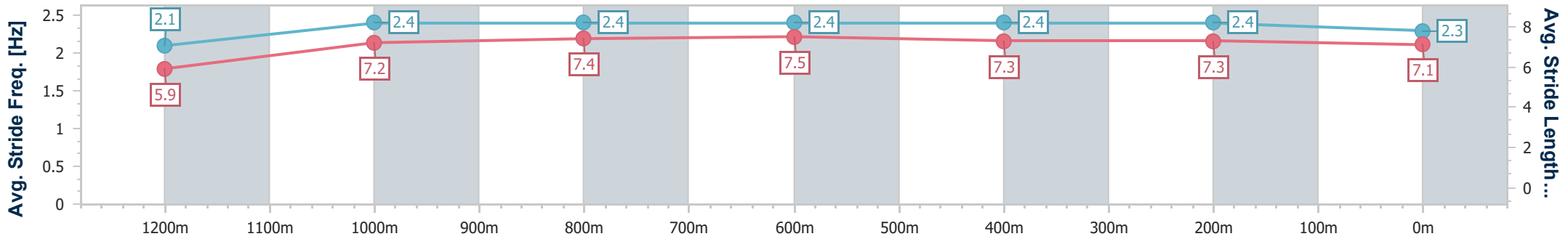
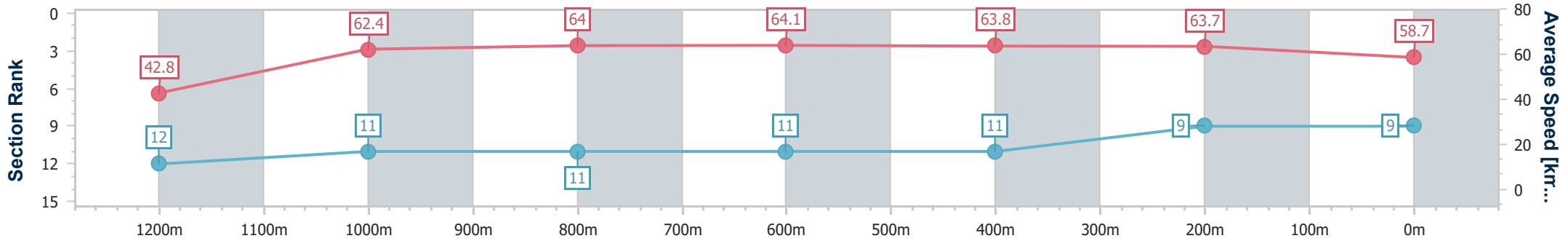


Mackay QLD Professional
Race 8: LADBROKES OPEN Handicap - 1300m



11 May 2024 - 16:13
Track Rating: Soft 5, Weather: Overcast, Rail Position: +2m Entire

Section	Overall	1200m	1000m	800m	600m	400m	200m
Section Times	1:17.82 [9] (0:08.38)	1:09.44 [12] (0:11.65)	0:57.79 [11] (0:11.31)	0:46.48 [11] (0:11.35)	0:35.13 [11] (0:11.45)	0:23.68 [11] (0:11.37)	0:12.31 [9]
Average Speed [km/h]	42.8	62.4	64.0	64.1	63.8	63.7	58.7
Top Speed [km/h]	58.1	64.2	65.7	65.6	65.5	65.2	64.2
Avg. Dist. to Rail [m]	7.8	3.8	2.8	2.4	2.3	4.4	5.0
Avg. Stride Freq. [Hz]	2.1	2.4	2.4	2.4	2.4	2.4	2.3
Avg. Stride Length [m]	5.9	7.2	7.4	7.5	7.3	7.3	7.1



- [] Ranking at each section and finish
- .-.- No data available at this section
- NA No data available



Horse/Jockey Name	Fanaar
Final Rank	10
Fastest Section Time (Section)	0:08.19 (Overall)
Top Speed [km/h] (Section)	67.0 (600m)
Race State	Finished

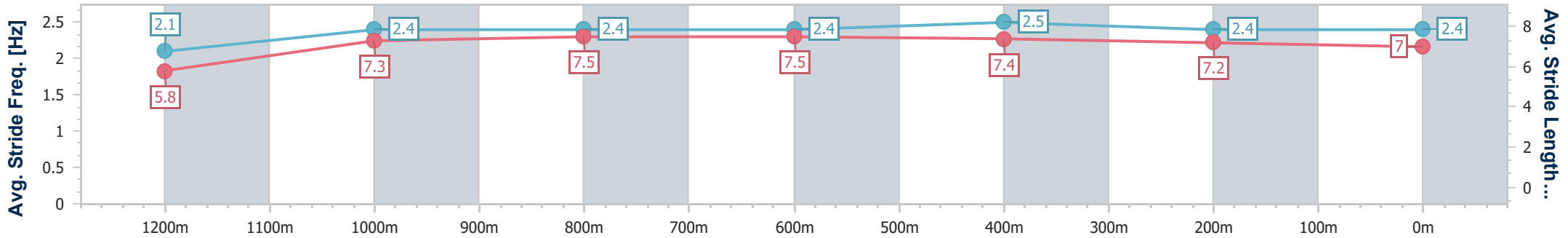
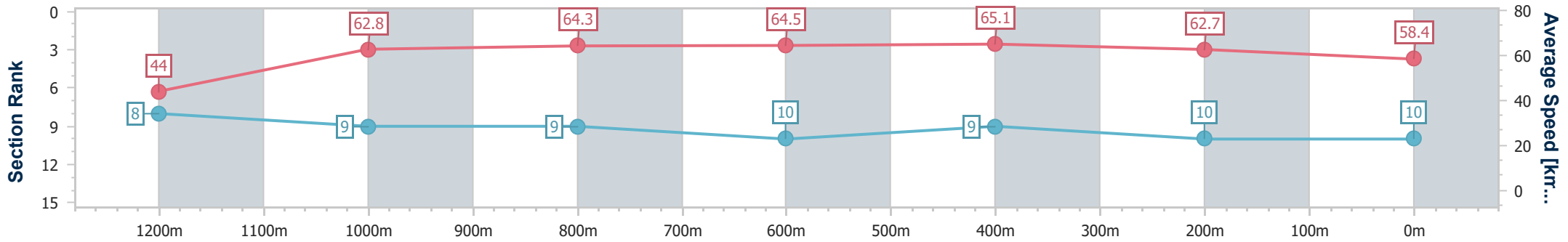


Mackay QLD Professional
Race 8: LADBROKES OPEN Handicap - 1300m



11 May 2024 - 16:13
Track Rating: Soft 5, Weather: Overcast, Rail Position: +2m Entire

Section	Overall	1200m	1000m	800m	600m	400m	200m
Section Times	1:17.89 [10] (0:08.19)	1:09.70 [8] (0:11.58)	0:58.12 [9] (0:11.36)	0:46.76 [9] (0:11.33)	0:35.43 [10] (0:11.49)	0:23.94 [9] (0:11.63)	0:12.31 [10] (0:12.31)
Average Speed [km/h]	44.0	62.8	64.3	64.5	65.1	62.7	58.4
Top Speed [km/h]	61.0	63.5	65.8	66.1	67.0	63.9	61.7
Avg. Dist. to Rail [m]	12.5	5.7	4.6	4.2	5.1	8.8	11.4
Avg. Stride Freq. [Hz]	2.1	2.4	2.4	2.4	2.5	2.4	2.4
Avg. Stride Length [m]	5.8	7.3	7.5	7.5	7.4	7.2	7.0



- [] Ranking at each section and finish
- .-.- No data available at this section
- NA No data available



Horse/Jockey Name	Jetski
Final Rank	11
Fastest Section Time (Section)	0:08.03 (Overall)
Top Speed [km/h] (Section)	65.1 (1000m)
Race State	Finished

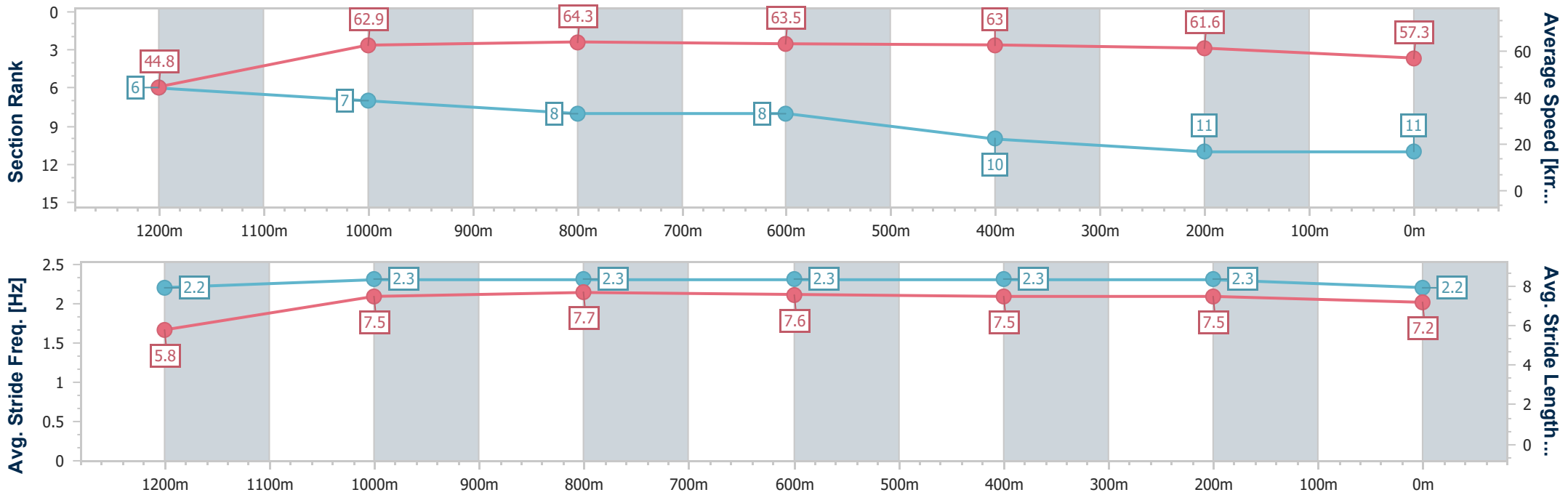


Mackay QLD Professional
Race 8: LADBROKES OPEN Handicap - 1300m



11 May 2024 - 16:13
Track Rating: Soft 5, Weather: Overcast, Rail Position: +2m Entire

Section	Overall	1200m	1000m	800m	600m	400m	200m
Section Times	1:18.42 [11] (0:08.03)	1:10.39 [6] (0:11.54)	0:58.85 [7] (0:11.28)	0:47.57 [8] (0:11.49)	0:36.08 [8] (0:11.67)	0:24.41 [10] (0:11.82)	0:12.59 [11] (0:12.59)
Average Speed [km/h]	44.8	62.9	64.3	63.5	63.0	61.6	57.3
Top Speed [km/h]	61.4	65.0	65.1	64.7	64.3	62.7	61.0
Avg. Dist. to Rail [m]	9.2	4.5	3.3	3.4	3.0	5.9	7.5
Avg. Stride Freq. [Hz]	2.2	2.3	2.3	2.3	2.3	2.3	2.2
Avg. Stride Length [m]	5.8	7.5	7.7	7.6	7.5	7.5	7.2



- [] Ranking at each section and finish
- .-.- No data available at this section
- NA No data available



Horse/Jockey Name	Savvy Legend
Final Rank	12
Fastest Section Time (Section)	0:08.24 (Overall)
Top Speed [km/h] (Section)	65.1 (1000m)
Race State	Finished

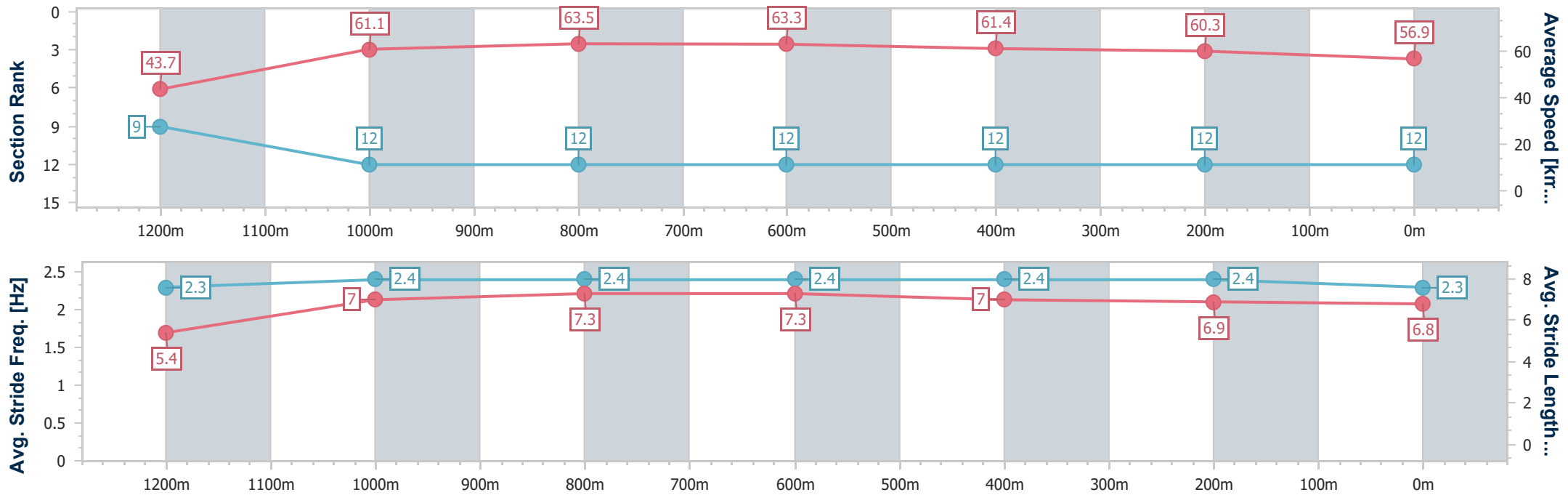


Mackay QLD Professional
Race 8: LADBROKES OPEN Handicap - 1300m



11 May 2024 - 16:13
Track Rating: Soft 5, Weather: Overcast, Rail Position: +2m Entire

Section	Overall	1200m	1000m	800m	600m	400m	200m
Section Times	1:19.61 [12] (0:08.24)	1:11.37 [9] (0:11.91)	0:59.46 [12] (0:11.43)	0:48.03 [12] (0:11.46)	0:36.57 [12] (0:11.91)	0:24.66 [12] (0:12.00)	0:12.66 [12] (0:12.66)
Average Speed [km/h]	43.7	61.1	63.5	63.3	61.4	60.3	56.9
Top Speed [km/h]	58.5	63.4	65.1	64.6	63.8	62.5	59.1
Avg. Dist. to Rail [m]	13.1	5.6	2.7	1.4	2.5	2.4	3.4
Avg. Stride Freq. [Hz]	2.3	2.4	2.4	2.4	2.4	2.4	2.3
Avg. Stride Length [m]	5.4	7.0	7.3	7.3	7.0	6.9	6.8



- [] Ranking at each section and finish
- .-.- No data available at this section
- NA No data available