



Mackay QLD Professional

Race 1: SKY RACING BENCHMARK 60 Handicap - 1800m

06 June 2024 - 12:30



MACKAY TURF CLUB
Ooralea Racecourse

Track Rating: Good 4, Weather: Fine, Rail Position: +2m Entire

Section		Field Times												
Overall	1600m	1400m	1200m	1000m	800m	600m	Last 600m							
1:52.57 (0:14.55)	1:38.02 (0:11.72)	1:26.30 (0:12.51)	1:13.79 (0:13.00)	1:00.79 (0:12.55)	0:48.24 (0:12.19)	0:36.05 (0:12.15)	0:36.05							
Rank	TAB	Horse/Jockey	Barrier	Top Speed [km/h]	Fastest Section								Distance Travelled [m]	
1	1	FORTIFIED Zac Sprie	4	64.2 400m	0:11.53 400m	1:52.57 [1] (0:15.63)	1:36.94 [9] (0:11.74)	1:25.20 [8] (0:12.56)	1:12.64 [9] (0:13.02)	0:59.62 [9] (0:12.37)	0:47.25 [9] (0:11.95)	0:35.30 [9] (0:12.08)	0:35.30	
2	3	MURRAJONG ROAD Justin Huxtable	1	63.9 Overall	0:11.62 400m	1:52.72 [2] (0:14.57)	1:38.15 [2] (0:11.98)	1:26.17 [4] (0:12.64)	1:13.53 [4] (0:12.98)	1:00.55 [4] (0:12.48)	0:48.07 [4] (0:12.08)	0:35.99 [3] (0:12.03)	0:35.99	-2
3	6	FLAMENCO ROSE Ryan Wiggins	7	64.8 200m	0:11.62 400m	1:52.85 [3] (0:15.64)	1:37.21 [10] (0:12.14)	1:25.07 [10] (0:12.29)	1:12.78 [10] (0:12.98)	0:59.80 [10] (0:12.43)	0:47.37 [10] (0:12.06)	0:35.31 [10] (0:11.99)	0:35.31	-5
4	5	BRAND NEW Samantha Collett	9	63.9 1600m	0:11.67 1600m	1:52.86 [4] (0:14.60)	1:38.26 [4] (0:11.67)	1:26.59 [1] (0:12.51)	1:14.08 [1] (0:13.00)	1:01.08 [1] (0:12.55)	0:48.53 [1] (0:12.19)	0:36.34 [1] (0:12.15)	0:36.34	-12
5	2	KOTABHARU Shae Nielson	8	64.3 1600m	0:11.74 1600m	1:53.09 [5] (0:15.56)	1:37.53 [8] (0:11.74)	1:25.79 [6] (0:12.20)	1:13.59 [6] (0:13.06)	1:00.53 [6] (0:12.42)	0:48.11 [6] (0:12.09)	0:36.02 [6] (0:12.03)	0:36.02	-2
6	9	RUFFIN' IT Melea Castle	10	64.3 Overall	0:11.79 1600m	1:53.09 [6] (0:14.55)	1:38.54 [1] (0:11.79)	1:26.75 [3] (0:12.68)	1:14.07 [2] (0:12.90)	1:01.17 [2] (0:12.50)	0:48.67 [2] (0:12.21)	0:36.46 [2] (0:12.22)	0:36.46	-3
7	8	SARNIA Georgina Cartwright	5	65.5 Overall	0:11.87 400m	1:53.16 [7] (0:15.05)	1:38.11 [5] (0:12.03)	1:26.08 [5] (0:12.28)	1:13.80 [5] (0:13.02)	1:00.78 [5] (0:12.55)	0:48.23 [5] (0:12.13)	0:36.10 [5] (0:12.16)	0:36.10	-8
8	7	LETS TORQUE A DEEL Nathan Thomas	6	63.1 400m	0:11.67 400m	1:53.21 [8] (0:15.44)	1:37.77 [6] (0:11.87)	1:25.90 [7] (0:12.33)	1:13.57 [7] (0:13.03)	1:00.54 [7] (0:12.44)	0:48.10 [7] (0:12.00)	0:36.10 [7] (0:12.22)	0:36.10	-11
9	10	MISHANI PATRIOT Jason Taylor	2	62.2 400m	0:11.87 400m	1:53.33 [9] (0:15.46)	1:37.87 [7] (0:11.93)	1:25.94 [9] (0:12.30)	1:13.64 [8] (0:12.98)	1:00.66 [8] (0:12.47)	0:48.19 [8] (0:12.06)	0:36.13 [8] (0:12.08)	0:36.13	-9
10	4	MONASTERY Carl Spry	3	64.1 Overall	0:11.71 1600m	1:53.58 [10] (0:14.57)	1:39.01 [3] (0:11.71)	1:27.30 [2] (0:12.75)	1:14.55 [3] (0:12.99)	1:01.56 [3] (0:12.53)	0:49.03 [3] (0:12.21)	0:36.82 [4] (0:12.30)	0:36.82	-11

[] Ranking at each section and finish
 -:-:- No data available at this section
 NA No data available

SCN Saddle cloth number
 DNF Did not finish
 DNT Did not track



Mackay QLD Professional

Race 1: SKY RACING BENCHMARK 60 Handicap - 1800m

06 June 2024 - 12:30



MACKAY TURF CLUB
Ooralea Racecourse

Track Rating: Good 4, Weather: Fine, Rail Position: +2m Entire

Section				400m	200m			Last 600m		
Field Times				0:23.90 (0:11.71)	0:12.19 (0:12.19)			0:36.05		
Rank	TAB	Horse/Jockey	Barrier	Top Speed [km/h]	Fastest Section	Margin			Distance Travelled [m]	
1	1	FORTIFIED Zac Sprie	4	64.2 400m	0:11.53 400m	0:23.22 [9] (0:11.53)	0:11.69 [5] (0:11.69)	1:52.57	0:35.30	
2	3	MURRAJONG ROAD Justin Huxtable	1	63.9 Overall	0:11.62 400m	0:23.96 [2] (0:11.62)	0:12.34 [1] (0:12.34)	0.91L	0:35.99	-2
3	6	FLAMENCO ROSE Ryan Wiggins	7	64.8 200m	0:11.62 400m	0:23.32 [10] (0:11.62)	0:11.70 [9] (0:11.70)	1.69L	0:35.31	-5
4	5	BRAND NEW Samantha Collett	9	63.9 1600m	0:11.67 1600m	0:24.19 [1] (0:11.88)	0:12.31 [2] (0:12.31)	1.7L	0:36.34	-12
5	2	KOTABHARU Shae Nielson	8	64.3 1600m	0:11.74 1600m	0:23.99 [5] (0:11.75)	0:12.24 [4] (0:12.24)	3.06L	0:36.02	-2
6	9	RUFFIN' IT Melea Castle	10	64.3 Overall	0:11.79 1600m	0:24.24 [3] (0:12.00)	0:12.24 [3] (0:12.24)	3.1L	0:36.46	-3
7	8	SARNIA Georgina Cartwright	5	65.5 Overall	0:11.87 400m	0:23.94 [6] (0:11.87)	0:12.07 [8] (0:12.07)	3.48L	0:36.10	-8
8	7	LETS TORQUE A DEEL Nathan Thomas	6	63.1 400m	0:11.67 400m	0:23.88 [8] (0:11.67)	0:12.21 [7] (0:12.21)	3.77L	0:36.10	-11
9	10	MISHANI PATRIOT Jason Taylor	2	62.2 400m	0:11.87 400m	0:24.05 [7] (0:11.87)	0:12.18 [10] (0:12.18)	4.5L	0:36.13	-9
10	4	MONASTERY Carl Spry	3	64.1 Overall	0:11.71 1600m	0:24.52 [4] (0:11.94)	0:12.58 [6] (0:12.58)	5.98L	0:36.82	-11



Horse/Jockey Name	Fortified
Final Rank	1
Fastest Section Time (Section)	0:11.53 (400m)
Top Speed [km/h] (Section)	64.2 (400m)
Race State	Finished



Mackay QLD Professional

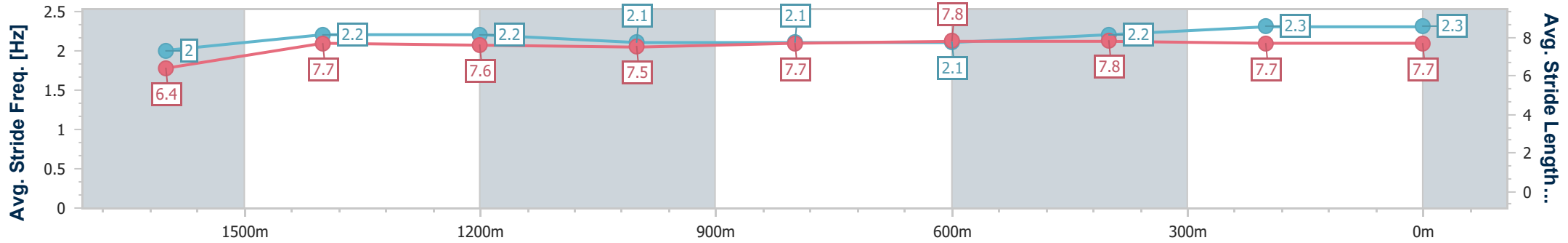
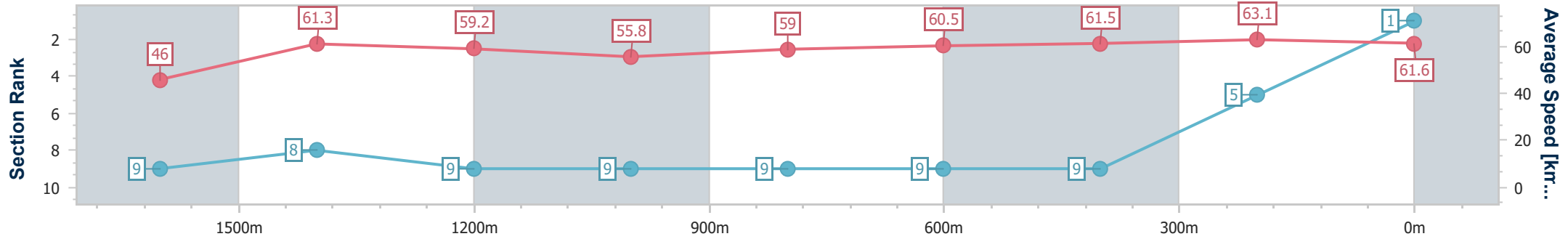
Race 1: SKY RACING BENCHMARK 60 Handicap - 1800m

06 June 2024 - 12:30

Track Rating: Good 4, Weather: Fine, Rail Position: +2m Entire



Section	Overall	1600m	1400m	1200m	1000m	800m	600m	400m	200m
Section Times	1:52.57 [1] (0:15.63)	1:36.94 [9] (0:11.74)	1:25.20 [8] (0:12.56)	1:12.64 [9] (0:13.02)	0:59.62 [9] (0:12.37)	0:47.25 [9] (0:11.95)	0:35.30 [9] (0:12.08)	0:23.22 [9] (0:11.53)	0:11.69 [5] (0:11.69)
Average Speed [km/h]	46.0	61.3	59.2	55.8	59.0	60.5	61.5	63.1	61.6
Top Speed [km/h]	61.2	62.4	61.2	57.4	60.0	61.9	63.1	64.2	64.2
Avg. Dist. to Rail [m]	2.3	1.2	5.9	5.0	3.4	1.7	4.0	6.5	7.7
Avg. Stride Freq. [Hz]	2.0	2.2	2.2	2.1	2.1	2.1	2.2	2.3	2.3
Avg. Stride Length [m]	6.4	7.7	7.6	7.5	7.7	7.8	7.8	7.7	7.7



- [] Ranking at each section and finish
- .-.- No data available at this section
- NA No data available



Horse/Jockey Name	Murrajong Road
Final Rank	2
Fastest Section Time (Section)	0:11.62 (400m)
Top Speed [km/h] (Section)	63.9 (Overall)
Race State	Finished



Mackay QLD Professional

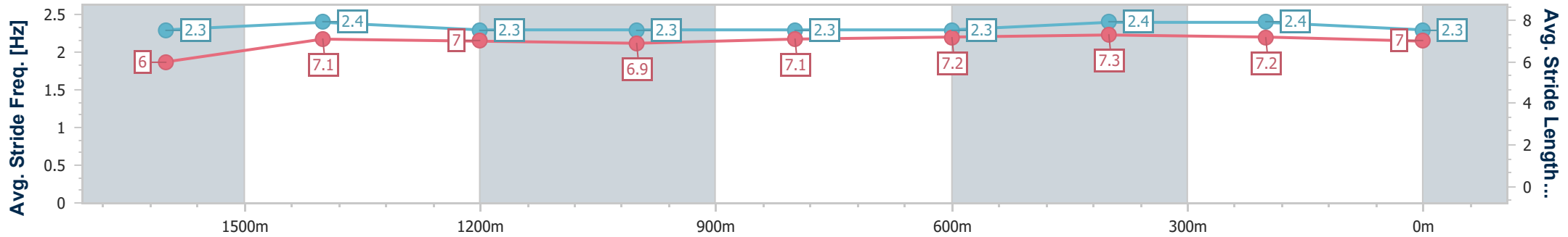
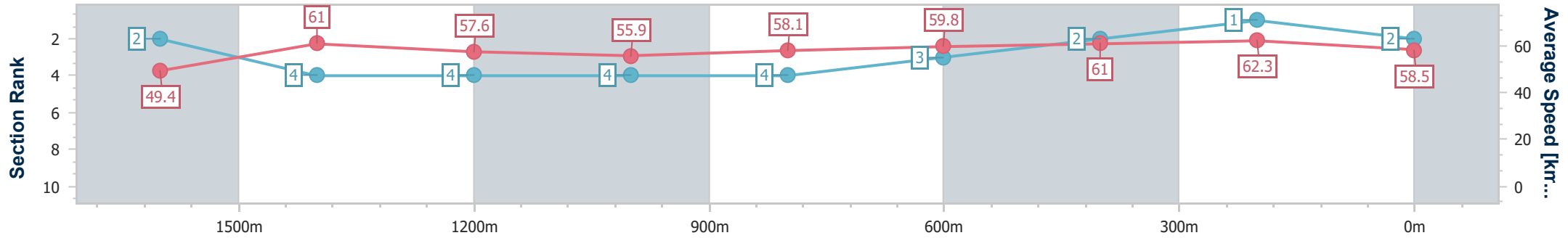
Race 1: SKY RACING BENCHMARK 60 Handicap - 1800m

06 June 2024 - 12:30

Track Rating: Good 4, Weather: Fine, Rail Position: +2m Entire



Section	Overall	1600m	1400m	1200m	1000m	800m	600m	400m	200m
Section Times	1:52.72 [2] (0:14.57)	1:38.15 [2] (0:11.98)	1:26.17 [4] (0:12.64)	1:13.53 [4] (0:12.98)	1:00.55 [4] (0:12.48)	0:48.07 [4] (0:12.08)	0:35.99 [3] (0:12.03)	0:23.96 [2] (0:11.62)	0:12.34 [1] (0:12.34)
Average Speed [km/h]	49.4	61.0	57.6	55.9	58.1	59.8	61.0	62.3	58.5
Top Speed [km/h]	63.9	61.5	60.0	56.5	59.9	61.2	63.5	63.9	61.2
Avg. Dist. to Rail [m]	1.8	1.8	2.5	2.3	2.0	2.1	2.4	4.4	7.1
Avg. Stride Freq. [Hz]	2.3	2.4	2.3	2.3	2.3	2.3	2.4	2.4	2.3
Avg. Stride Length [m]	6.0	7.1	7.0	6.9	7.1	7.2	7.3	7.2	7.0



- [] Ranking at each section and finish
- .-.- No data available at this section
- NA No data available



Horse/Jockey Name	Flamenco Rose
Final Rank	3
Fastest Section Time (Section)	0:11.62 (400m)
Top Speed [km/h] (Section)	64.8 (200m)
Race State	Finished



Mackay QLD Professional

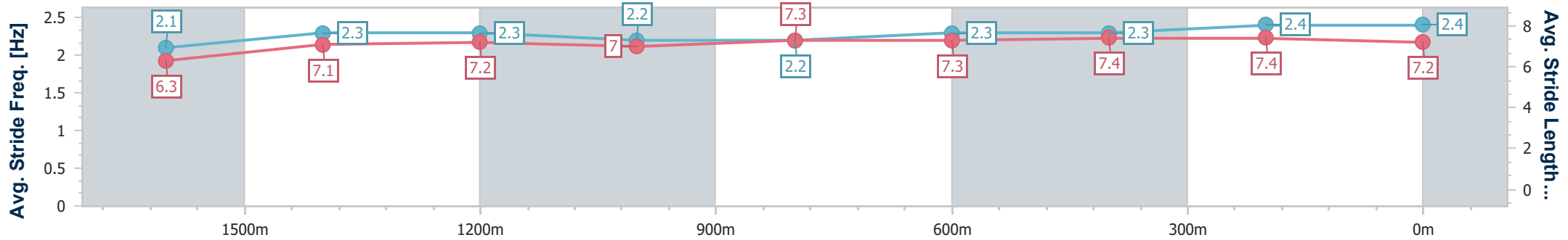
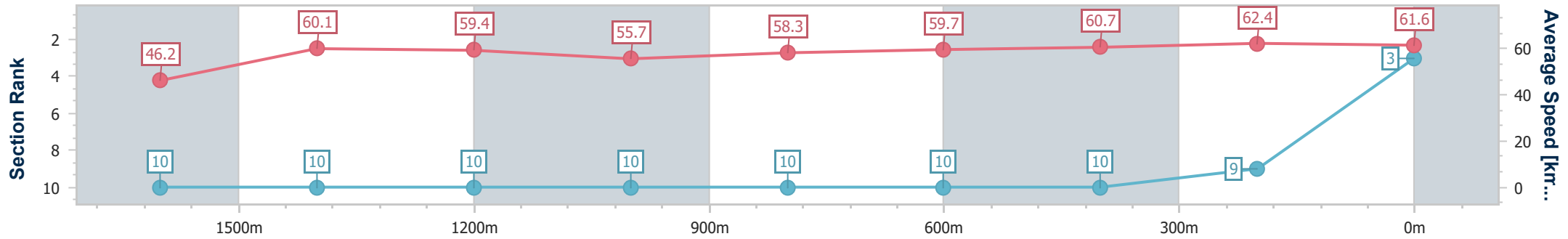
Race 1: SKY RACING BENCHMARK 60 Handicap - 1800m

06 June 2024 - 12:30

Track Rating: Good 4, Weather: Fine, Rail Position: +2m Entire



Section	Overall	1600m	1400m	1200m	1000m	800m	600m	400m	200m
Section Times	1:52.85 [3] (0:15.64)	1:37.21 [10] (0:12.14)	1:25.07 [10] (0:12.29)	1:12.78 [10] (0:12.98)	0:59.80 [10] (0:12.43)	0:47.37 [10] (0:12.06)	0:35.31 [10] (0:11.99)	0:23.32 [10] (0:11.62)	0:11.70 [9] (0:11.70)
Average Speed [km/h]	46.2	60.1	59.4	55.7	58.3	59.7	60.7	62.4	61.6
Top Speed [km/h]	59.7	64.0	61.2	57.3	59.1	61.4	61.9	64.1	64.8
Avg. Dist. to Rail [m]	5.3	2.2	2.3	1.2	1.0	1.3	1.4	6.2	9.6
Avg. Stride Freq. [Hz]	2.1	2.3	2.3	2.2	2.2	2.3	2.3	2.4	2.4
Avg. Stride Length [m]	6.3	7.1	7.2	7.0	7.3	7.3	7.4	7.4	7.2



- [] Ranking at each section and finish
- .-.- No data available at this section
- NA No data available



Horse/Jockey Name	Brand New
Final Rank	4
Fastest Section Time (Section)	0:11.67 (1600m)
Top Speed [km/h] (Section)	63.9 (1600m)
Race State	Finished



Mackay QLD Professional

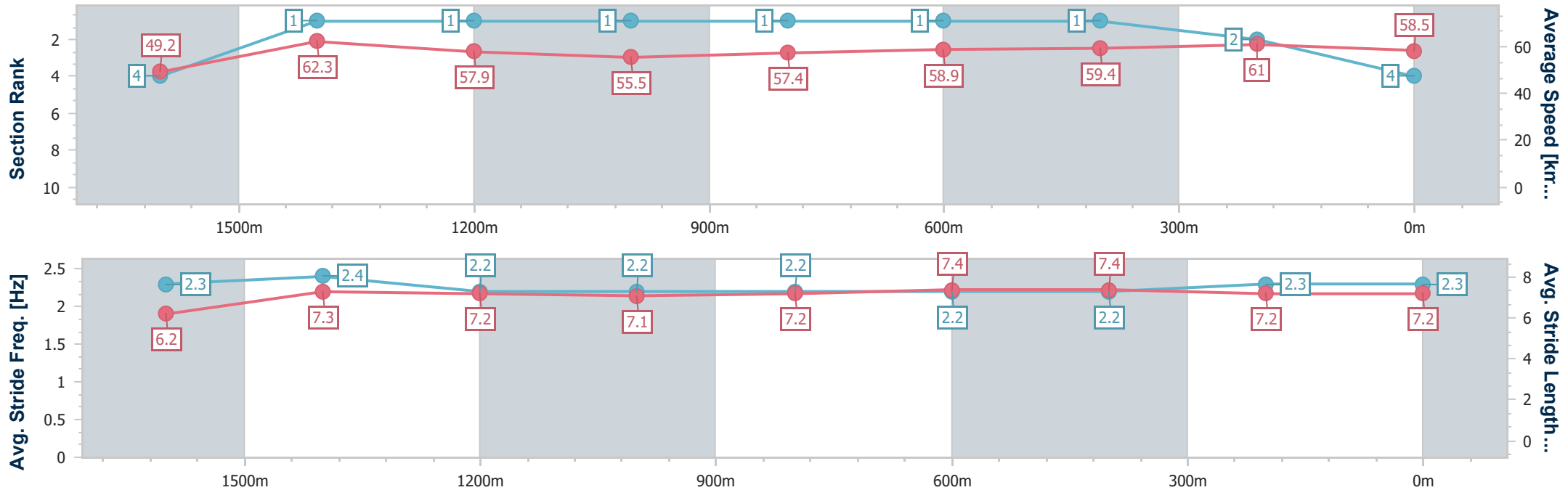
Race 1: SKY RACING BENCHMARK 60 Handicap - 1800m

06 June 2024 - 12:30

Track Rating: Good 4, Weather: Fine, Rail Position: +2m Entire



Section	Overall	1600m	1400m	1200m	1000m	800m	600m	400m	200m
Section Times	1:52.86 [4] (0:14.60)	1:38.26 [4] (0:11.67)	1:26.59 [1] (0:12.51)	1:14.08 [1] (0:13.00)	1:01.08 [1] (0:12.55)	0:48.53 [1] (0:12.19)	0:36.34 [1] (0:12.15)	0:24.19 [1] (0:11.88)	0:12.31 [2] (0:12.31)
Average Speed [km/h]	49.2	62.3	57.9	55.5	57.4	58.9	59.4	61.0	58.5
Top Speed [km/h]	63.8	63.9	60.1	56.5	59.2	60.2	59.9	61.8	60.4
Avg. Dist. to Rail [m]	5.6	1.4	1.1	0.5	0.4	0.4	0.6	2.3	3.5
Avg. Stride Freq. [Hz]	2.3	2.4	2.2	2.2	2.2	2.2	2.2	2.3	2.3
Avg. Stride Length [m]	6.2	7.3	7.2	7.1	7.2	7.4	7.4	7.2	7.2





Horse/Jockey Name	Kotabharu
Final Rank	5
Fastest Section Time (Section)	0:11.74 (1600m)
Top Speed [km/h] (Section)	64.3 (1600m)
Race State	Finished



Mackay QLD Professional

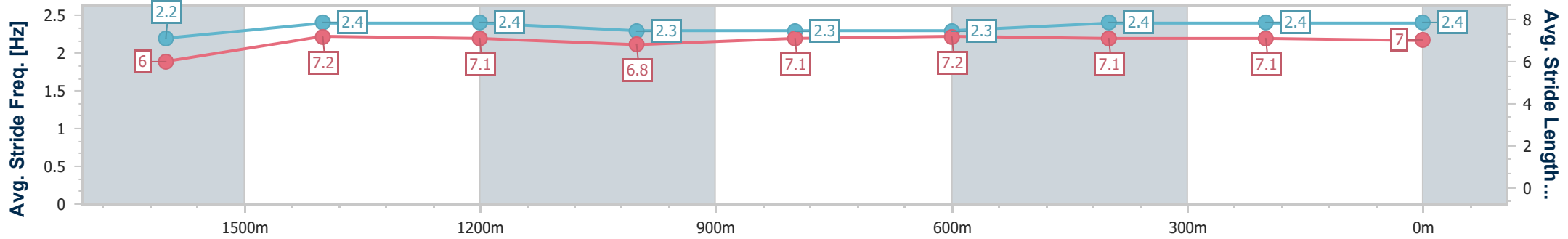
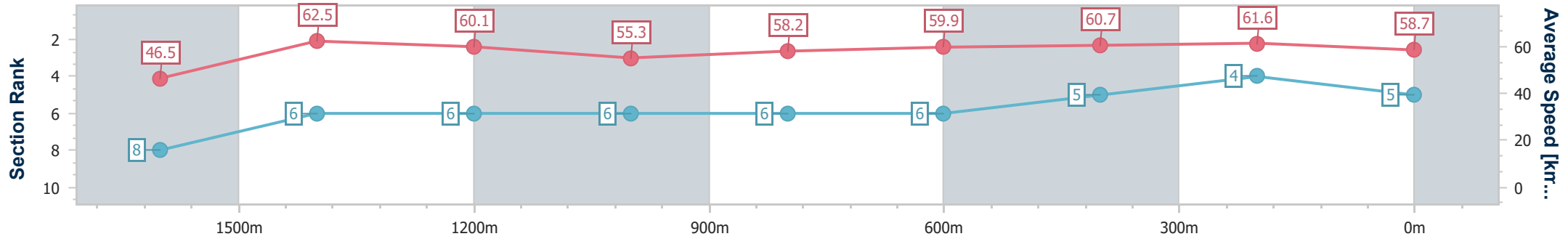
Race 1: SKY RACING BENCHMARK 60 Handicap - 1800m

06 June 2024 - 12:30

Track Rating: Good 4, Weather: Fine, Rail Position: +2m Entire



Section	Overall	1600m	1400m	1200m	1000m	800m	600m	400m	200m				
Section Times	1:53.09 [5] (0:15.56)	1:37.53 [8] (0:11.74)	1:25.79 [6] (0:12.20)	1:13.59 [6] (0:13.06)	1:00.53 [6] (0:12.42)	0:48.11 [6] (0:12.09)	0:36.02 [6] (0:12.03)	0:23.99 [5] (0:11.75)	0:12.24 [4] (0:12.24)				
Average Speed [km/h]	46.5	62.5	60.1	55.3	58.2	59.9	60.7	61.6	58.7				
Top Speed [km/h]	61.9	64.3	62.7	58.2	59.2	61.3	62.5	62.5	61.4				
Avg. Dist. to Rail [m]	6.3	2.9	2.9	2.3	1.8	1.6	1.7	4.1	5.7				
Avg. Stride Freq. [Hz]	2.2	2.4	2.4	2.3	2.3	2.3	2.4	2.4	2.4				
Avg. Stride Length [m]	6.0	7.2	7.1	6.8	7.1	7.2	7.1	7.1	7.0				



- [] Ranking at each section and finish
- .-.- No data available at this section
- NA No data available



Horse/Jockey Name	Ruffin' It
Final Rank	6
Fastest Section Time (Section)	0:11.79 (1600m)
Top Speed [km/h] (Section)	64.3 (Overall)
Race State	Finished



Mackay QLD Professional

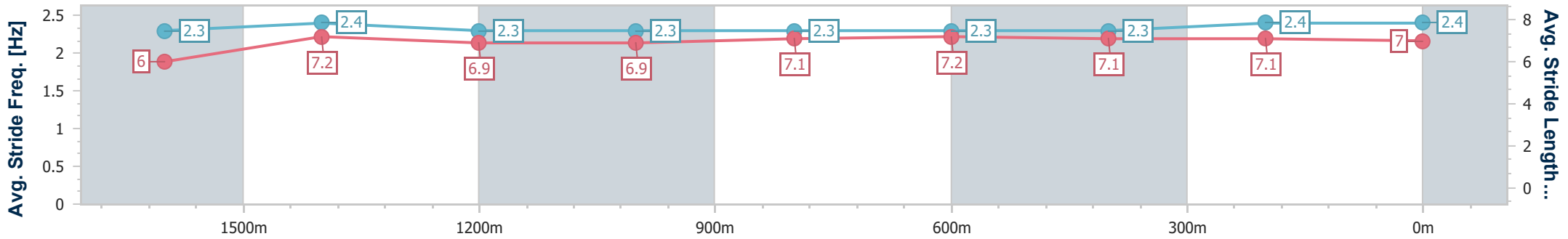
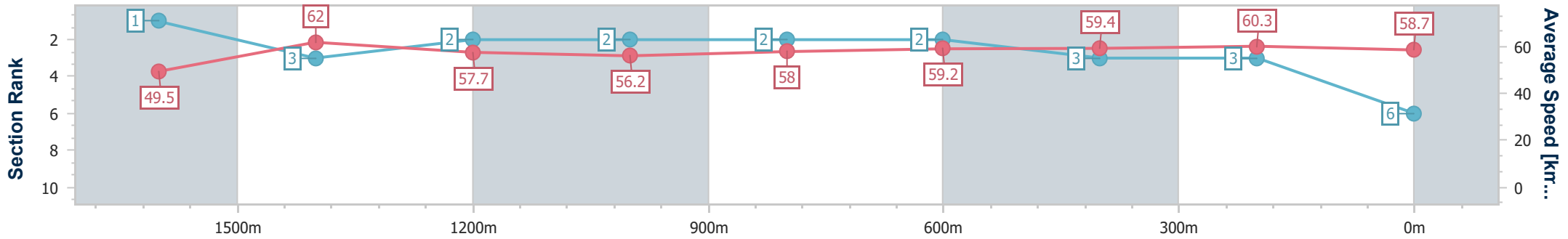
Race 1: SKY RACING BENCHMARK 60 Handicap - 1800m

06 June 2024 - 12:30

Track Rating: Good 4, Weather: Fine, Rail Position: +2m Entire



Section	Overall	1600m	1400m	1200m	1000m	800m	600m	400m	200m
Section Times	1:53.09 [6] (0:14.55)	1:38.54 [1] (0:11.79)	1:26.75 [3] (0:12.68)	1:14.07 [2] (0:12.90)	1:01.17 [2] (0:12.50)	0:48.67 [2] (0:12.21)	0:36.46 [2] (0:12.22)	0:24.24 [3] (0:12.00)	0:12.24 [3] (0:12.24)
Average Speed [km/h]	49.5	62.0	57.7	56.2	58.0	59.2	59.4	60.3	58.7
Top Speed [km/h]	64.3	64.2	60.1	56.9	59.1	59.6	60.6	62.2	61.4
Avg. Dist. to Rail [m]	6.0	2.2	2.7	2.7	2.3	2.0	1.4	3.3	5.4
Avg. Stride Freq. [Hz]	2.3	2.4	2.3	2.3	2.3	2.3	2.3	2.4	2.4
Avg. Stride Length [m]	6.0	7.2	6.9	6.9	7.1	7.2	7.1	7.1	7.0



- [] Ranking at each section and finish
- .-.- No data available at this section
- NA No data available



Horse/Jockey Name	Sarnia
Final Rank	7
Fastest Section Time (Section)	0:11.87 (400m)
Top Speed [km/h] (Section)	65.5 (Overall)
Race State	Finished



Mackay QLD Professional

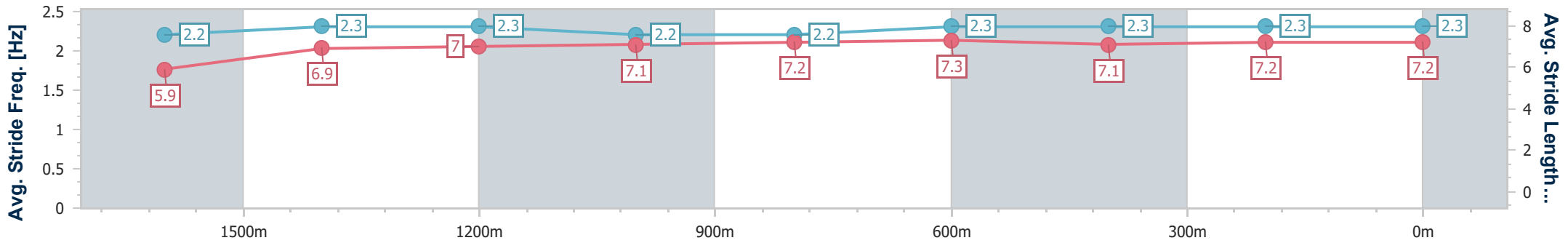
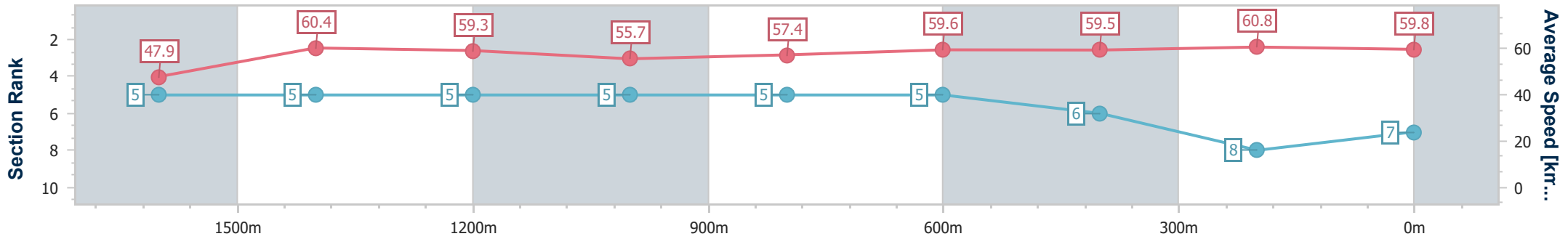
Race 1: SKY RACING BENCHMARK 60 Handicap - 1800m

06 June 2024 - 12:30

Track Rating: Good 4, Weather: Fine, Rail Position: +2m Entire



Section	Overall	1600m	1400m	1200m	1000m	800m	600m	400m	200m				
Section Times	1:53.16 [7] (0:15.05)	1:38.11 [5] (0:12.03)	1:26.08 [5] (0:12.28)	1:13.80 [5] (0:13.02)	1:00.78 [5] (0:12.55)	0:48.23 [5] (0:12.13)	0:36.10 [5] (0:12.16)	0:23.94 [6] (0:11.87)	0:12.07 [8] (0:12.07)				
Average Speed [km/h]	47.9	60.4	59.3	55.7	57.4	59.6	59.5	60.8	59.8				
Top Speed [km/h]	65.5	61.0	60.1	57.0	58.9	60.4	60.5	62.8	61.7				
Avg. Dist. to Rail [m]	3.2	1.4	1.9	1.6	1.2	1.0	0.8	2.8	3.5				
Avg. Stride Freq. [Hz]	2.2	2.3	2.3	2.2	2.2	2.3	2.3	2.3	2.3				
Avg. Stride Length [m]	5.9	6.9	7.0	7.1	7.2	7.3	7.1	7.2	7.2				



- [] Ranking at each section and finish
- .-.- No data available at this section
- NA No data available



Horse/Jockey Name	Lets Torque A Deel
Final Rank	8
Fastest Section Time (Section)	0:11.67 (400m)
Top Speed [km/h] (Section)	63.1 (400m)
Race State	Finished



Mackay QLD Professional

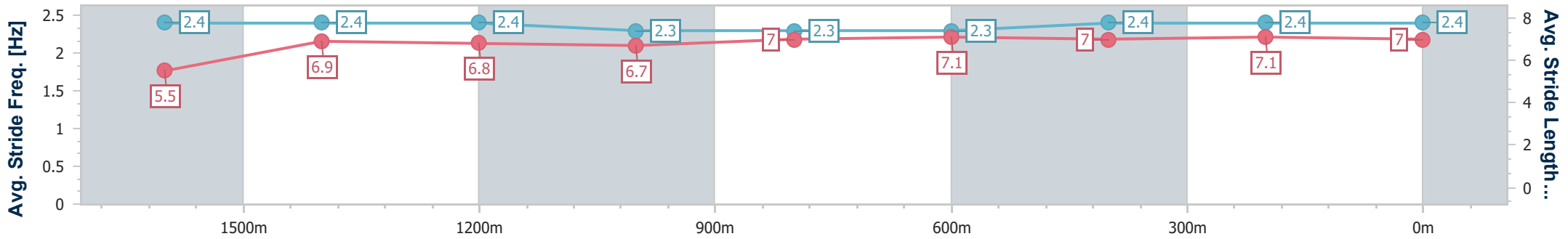
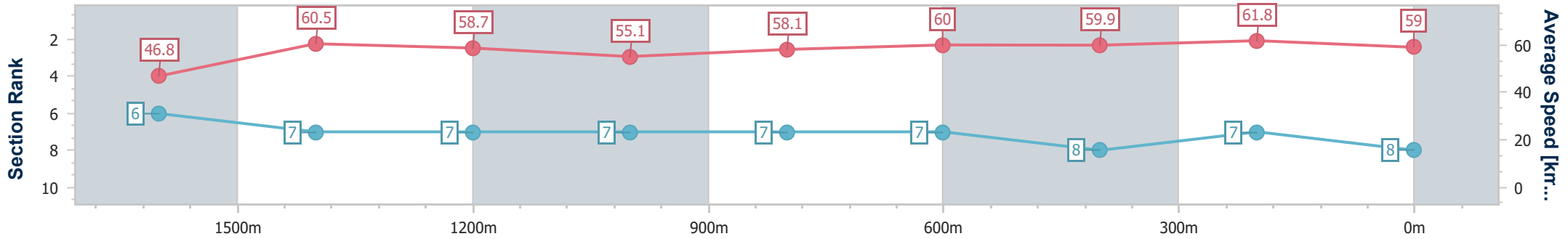
Race 1: SKY RACING BENCHMARK 60 Handicap - 1800m

06 June 2024 - 12:30

Track Rating: Good 4, Weather: Fine, Rail Position: +2m Entire



Section	Overall	1600m	1400m	1200m	1000m	800m	600m	400m	200m				
Section Times	1:53.21 [8] (0:15.44)	1:37.77 [6] (0:11.87)	1:25.90 [7] (0:12.33)	1:13.57 [7] (0:13.03)	1:00.54 [7] (0:12.44)	0:48.10 [7] (0:12.00)	0:36.10 [7] (0:12.22)	0:23.88 [8] (0:11.67)	0:12.21 [7] (0:12.21)				
Average Speed [km/h]	46.8	60.5	58.7	55.1	58.1	60.0	59.9	61.8	59.0				
Top Speed [km/h]	61.4	61.6	60.8	58.5	58.7	60.8	61.4	63.1	61.7				
Avg. Dist. to Rail [m]	3.9	1.0	0.4	0.4	0.7	0.7	1.9	3.8	4.7				
Avg. Stride Freq. [Hz]	2.4	2.4	2.4	2.3	2.3	2.3	2.4	2.4	2.4				
Avg. Stride Length [m]	5.5	6.9	6.8	6.7	7.0	7.1	7.0	7.1	7.0				



- [] Ranking at each section and finish
- .-.- No data available at this section
- NA No data available



Horse/Jockey Name	Mishani Patriot
Final Rank	9
Fastest Section Time (Section)	0:11.87 (400m)
Top Speed [km/h] (Section)	62.2 (400m)
Race State	Finished



Mackay QLD Professional

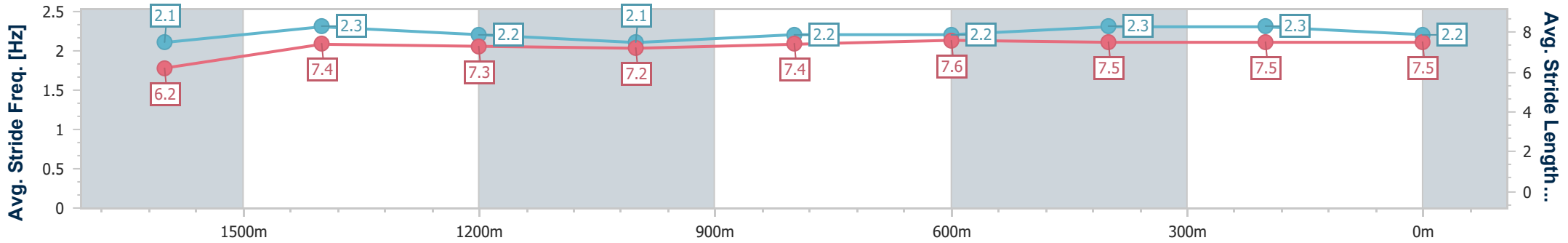
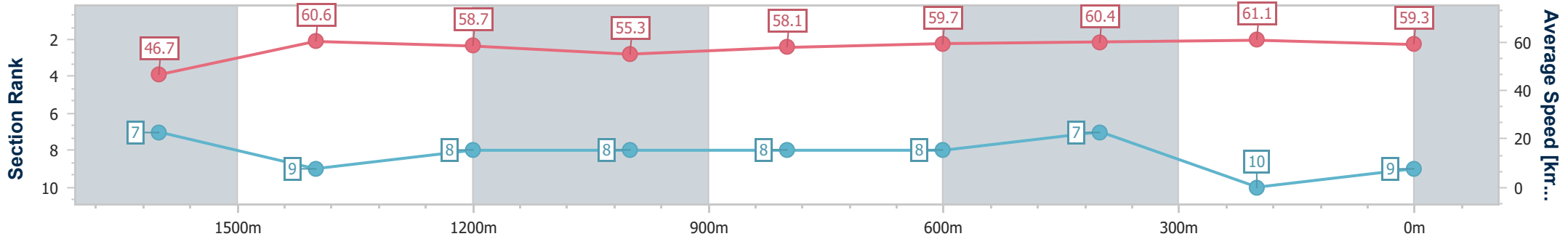
Race 1: SKY RACING BENCHMARK 60 Handicap - 1800m

06 June 2024 - 12:30

Track Rating: Good 4, Weather: Fine, Rail Position: +2m Entire



Section	Overall	1600m	1400m	1200m	1000m	800m	600m	400m	200m				
Section Times	1:53.33 [9] (0:15.46)	1:37.87 [7] (0:11.93)	1:25.94 [9] (0:12.30)	1:13.64 [8] (0:12.98)	1:00.66 [8] (0:12.47)	0:48.19 [8] (0:12.06)	0:36.13 [8] (0:12.08)	0:24.05 [7] (0:11.87)	0:12.18 [10] (0:12.18)				
Average Speed [km/h]	46.7	60.6	58.7	55.3	58.1	59.7	60.4	61.1	59.3				
Top Speed [km/h]	61.1	61.0	60.2	56.7	59.0	60.7	60.8	62.2	61.2				
Avg. Dist. to Rail [m]	2.1	0.4	0.7	0.7	0.8	0.7	1.7	5.5	8.3				
Avg. Stride Freq. [Hz]	2.1	2.3	2.2	2.1	2.2	2.2	2.3	2.3	2.2				
Avg. Stride Length [m]	6.2	7.4	7.3	7.2	7.4	7.6	7.5	7.5	7.5				



- [] Ranking at each section and finish
- .-.- No data available at this section
- NA No data available



Horse/Jockey Name	Monastery
Final Rank	10
Fastest Section Time (Section)	0:11.71 (1600m)
Top Speed [km/h] (Section)	64.1 (Overall)
Race State	Finished



Mackay QLD Professional

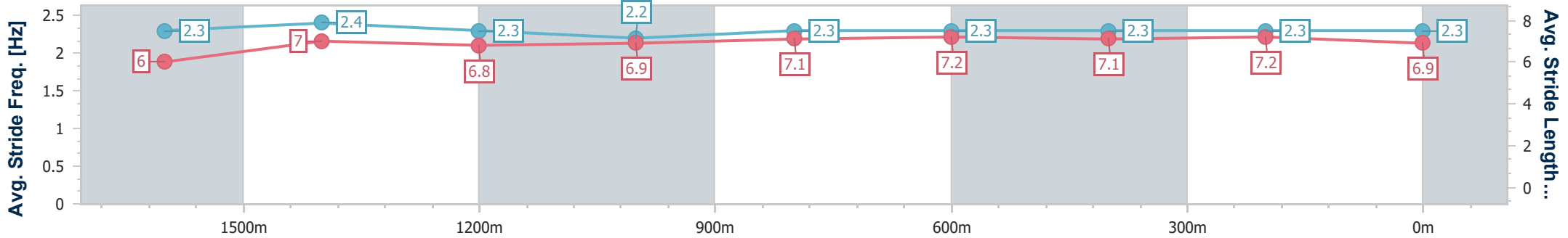
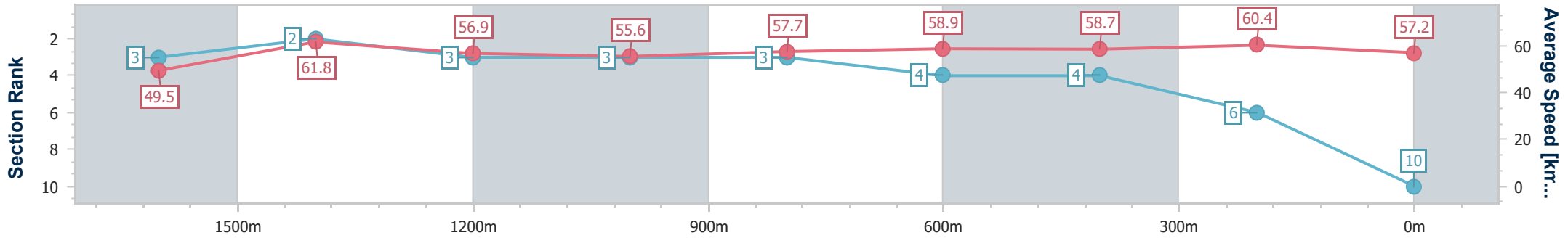
Race 1: SKY RACING BENCHMARK 60 Handicap - 1800m

06 June 2024 - 12:30

Track Rating: Good 4, Weather: Fine, Rail Position: +2m Entire



Section	Overall	1600m	1400m	1200m	1000m	800m	600m	400m	200m
Section Times	1:53.58 [10] (0:14.57)	1:39.01 [3] (0:11.71)	1:27.30 [2] (0:12.75)	1:14.55 [3] (0:12.99)	1:01.56 [3] (0:12.53)	0:49.03 [3] (0:12.21)	0:36.82 [4] (0:12.30)	0:24.52 [4] (0:11.94)	0:12.58 [6] (0:12.58)
Average Speed [km/h]	49.5	61.8	56.9	55.6	57.7	58.9	58.7	60.4	57.2
Top Speed [km/h]	64.1	64.1	59.2	56.5	59.2	59.7	59.2	61.5	60.1
Avg. Dist. to Rail [m]	2.9	0.7	1.6	1.3	1.1	1.1	0.4	1.7	1.1
Avg. Stride Freq. [Hz]	2.3	2.4	2.3	2.2	2.3	2.3	2.3	2.3	2.3
Avg. Stride Length [m]	6.0	7.0	6.8	6.9	7.1	7.2	7.1	7.2	6.9



- [] Ranking at each section and finish
- .-.- No data available at this section
- NA No data available



Mackay QLD Professional

Race 2: LADBROKE IT! QTIS Two-Year-Old Maiden Handicap - 1050m

06 June 2024 - 13:06



MACKAY TURF CLUB
Ooralea Racecourse

Track Rating: Good 4, Weather: Fine, Rail Position: +2m Entire

Section		Field Times										Last 600m		
		Overall	1000m	800m	600m	400m	200m						0:35.29	
		1:01.75 (0:05.12)	0:56.63 (0:10.76)	0:45.87 (0:10.58)	0:35.29 (0:11.40)	0:23.89 (0:11.62)	0:12.27 (0:12.27)							
Rank	TAB	Horse/Jockey	Barrier	Top Speed [km/h]	Fastest Section								Margin	Distance Travelled [m]
1	10	MAHIA Jackson Murphy	1	69.8 800m	0:05.40 Overall	1:01.75 [1] (0:05.40)	0:56.35 [6] (0:11.08)	0:45.27 [5] (0:10.68)	0:34.59 [4] (0:11.26)	0:23.33 [4] (0:11.34)	0:11.99 [3] (0:11.99)	1:01.75	0:34.59	
2	9	LITTLE PINKER Justin Huxtable	5	68.9 1000m	0:05.23 Overall	1:01.86 [2] (0:05.23)	0:56.63 [3] (0:10.89)	0:45.74 [3] (0:10.79)	0:34.95 [3] (0:11.36)	0:23.59 [3] (0:11.41)	0:12.18 [2] (0:12.18)	0.67L	0:34.95	+3
3	7	DUBIOUS LOVE Dylan Bennett	14	68.3 800m	0:05.31 Overall	1:02.04 [3] (0:05.31)	0:56.73 [5] (0:11.41)	0:45.32 [6] (0:10.88)	0:34.44 [6] (0:11.14)	0:23.30 [6] (0:11.24)	0:12.06 [5] (0:12.06)	1.69L	0:34.44	-6
4	6	CATMISS Justin Stanley	9	70.4 1000m	0:05.12 Overall	1:02.06 [4] (0:05.12)	0:56.94 [1] (0:10.76)	0:46.18 [1] (0:10.58)	0:35.60 [1] (0:11.40)	0:24.20 [1] (0:11.62)	0:12.58 [1] (0:12.58)	1.81L	0:35.60	+2
5	3	SCRUB CHAIN Warwick Satherley	6	68.0 800m	0:05.22 Overall	1:02.17 [5] (0:05.22)	0:56.95 [2] (0:11.13)	0:45.82 [4] (0:10.84)	0:34.98 [5] (0:11.32)	0:23.66 [5] (0:11.53)	0:12.13 [6] (0:12.13)	2.45L	0:34.98	+1
6	12	MISHANI OPAL Adrian Layt	10	68.0 800m	0:05.52 Overall	1:02.35 [6] (0:05.52)	0:56.83 [8] (0:11.31)	0:45.52 [7] (0:10.80)	0:34.72 [7] (0:11.32)	0:23.40 [7] (0:11.40)	0:12.00 [7] (0:12.00)	3.55L	0:34.72	-1
7	1	OBLIGATED Ryan Wiggins	11	70.2 800m	0:05.30 Overall	1:02.91 [7] (0:05.30)	0:57.61 [4] (0:10.77)	0:46.84 [2] (0:10.50)	0:36.34 [2] (0:11.31)	0:25.03 [2] (0:11.90)	0:13.13 [4] (0:13.13)	6.81L	0:36.34	+2
8	8	I'M STELLAR Emma Bell	13	68.7 800m	0:06.06 Overall	1:02.92 [8] (0:06.06)	0:56.86 [10] (0:11.05)	0:45.81 [10] (0:10.87)	0:34.94 [9] (0:11.43)	0:23.51 [9] (0:11.42)	0:12.09 [8] (0:12.09)	6.87L	0:34.94	-6
9	2	GOES HOFF Georgina Cartwright	12	68.6 800m	0:05.75 Overall	1:03.25 [9] (0:05.75)	0:57.50 [9] (0:11.16)	0:46.34 [8] (0:10.74)	0:35.60 [8] (0:11.50)	0:24.10 [8] (0:11.69)	0:12.41 [9] (0:12.41)	8.82L	0:35.60	+4
10	4	TRUSTING STAR Isabella Teh	15	67.4 1000m	0:05.45 Overall	1:04.48 [10] (0:05.45)	0:59.03 [7] (0:11.51)	0:47.52 [9] (0:11.24)	0:36.28 [10] (0:11.98)	0:24.30 [10] (0:11.85)	0:12.45 [10] (0:12.45)	16.09L	0:36.28	+2

Scratched: Whenharry Metelsie (#13), Mishani Destiny (#15), Allez Paris (#5), Dalt Jaz (#16), Offango (#11), Jungledeli (#14)

[] Ranking at each section and finish
-:--:-- No data available at this section
NA No data available

SCN Saddle cloth number
DNF Did not finish
DNT Did not track



Horse/Jockey Name	Mahia
Final Rank	1
Fastest Section Time (Section)	0:05.40 (Overall)
Top Speed [km/h] (Section)	69.8 (800m)
Race State	Finished



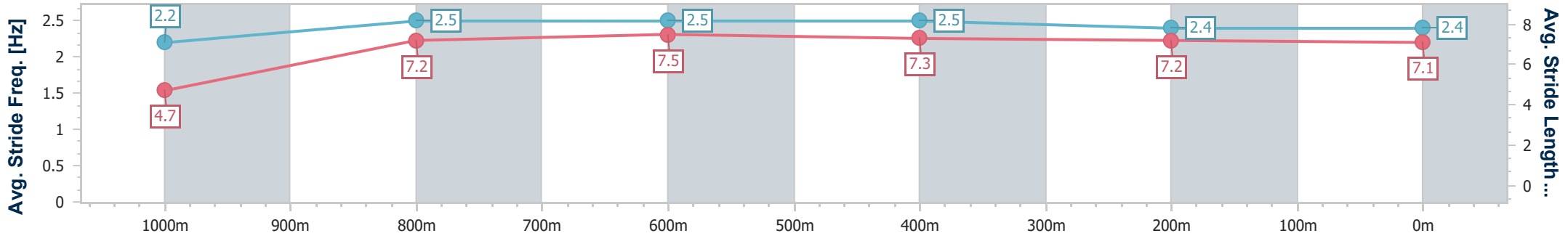
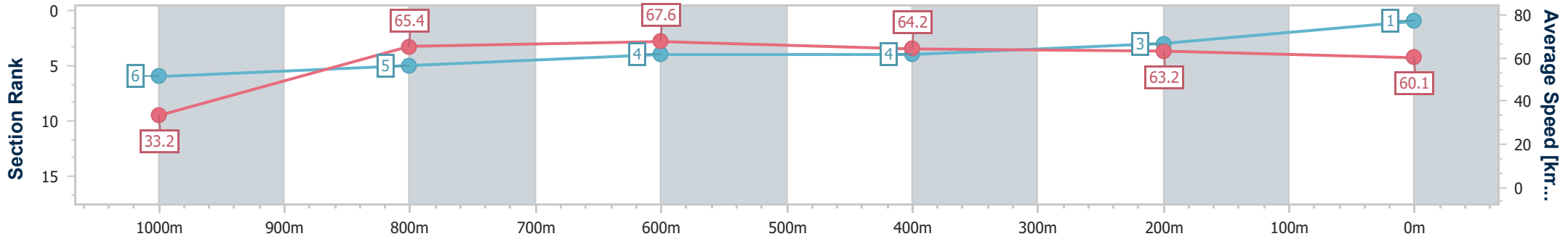
Mackay QLD Professional
Race 2: LADBROKE IT! QTIS Two-Year-Old Maiden Handicap - 1050m

06 June 2024 - 13:06

Track Rating: Good 4, Weather: Fine, Rail Position: +2m Entire



Section	Overall	1000m	800m	600m	400m	200m
Section Times	1:01.75 [1] (0:05.40)	0:56.35 [6] (0:11.08)	0:45.27 [5] (0:10.68)	0:34.59 [4] (0:11.26)	0:23.33 [4] (0:11.34)	0:11.99 [3] (0:11.99)
Average Speed [km/h]	33.2	65.4	67.6	64.2	63.2	60.1
Top Speed [km/h]	55.1	68.3	69.8	65.2	64.1	63.4
Avg. Dist. to Rail [m]	2.3	1.4	2.1	0.5	2.8	3.5
Avg. Stride Freq. [Hz]	2.2	2.5	2.5	2.5	2.4	2.4
Avg. Stride Length [m]	4.7	7.2	7.5	7.3	7.2	7.1



- [] Ranking at each section and finish
- .-.- No data available at this section
- NA No data available



Horse/Jockey Name	Little Pinker
Final Rank	2
Fastest Section Time (Section)	0:05.23 (Overall)
Top Speed [km/h] (Section)	68.9 (1000m)
Race State	Finished



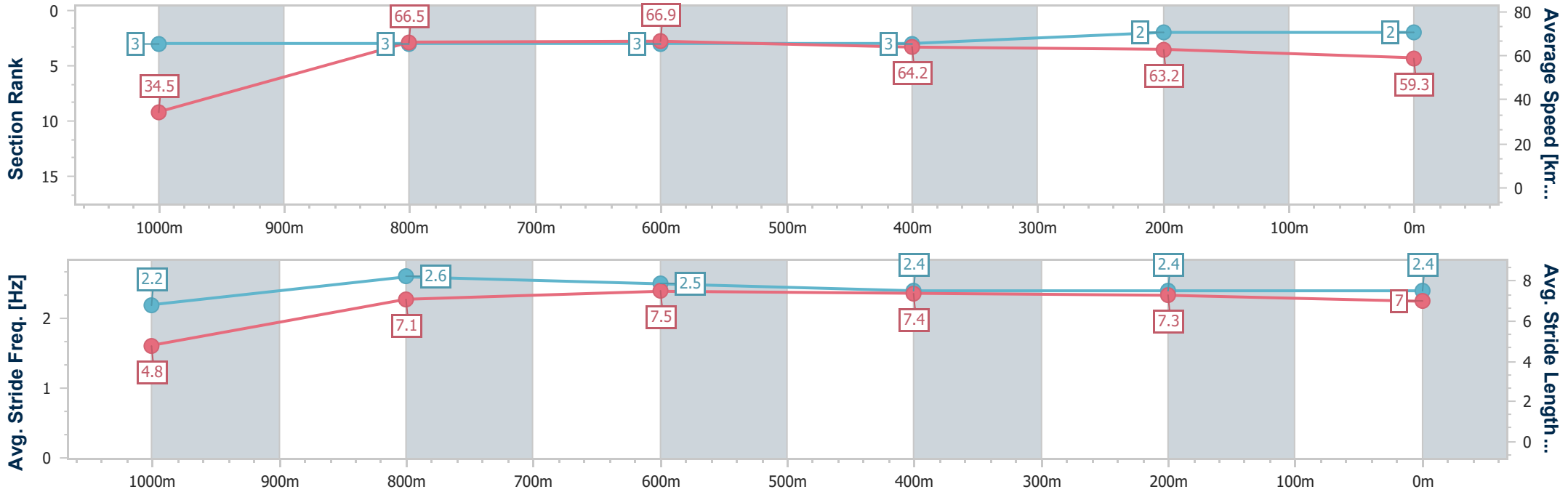
Mackay QLD Professional
Race 2: LADBROKE IT! QTIS Two-Year-Old Maiden Handicap - 1050m



06 June 2024 - 13:06

Track Rating: Good 4, Weather: Fine, Rail Position: +2m Entire

Section	Overall	1000m	800m	600m	400m	200m
Section Times	1:01.86 [2] (0:05.23)	0:56.63 [3] (0:10.89)	0:45.74 [3] (0:10.79)	0:34.95 [3] (0:11.36)	0:23.59 [3] (0:11.41)	0:12.18 [2] (0:12.18)
Average Speed [km/h]	34.5	66.5	66.9	64.2	63.2	59.3
Top Speed [km/h]	57.2	68.9	68.6	65.2	64.5	62.7
Avg. Dist. to Rail [m]	0.5	1.1	1.6	1.4	3.4	3.2
Avg. Stride Freq. [Hz]	2.2	2.6	2.5	2.4	2.4	2.4
Avg. Stride Length [m]	4.8	7.1	7.5	7.4	7.3	7.0



- [] Ranking at each section and finish
- .-.- No data available at this section
- NA No data available



Horse/Jockey Name	Dubious Love
Final Rank	3
Fastest Section Time (Section)	0:05.31 (Overall)
Top Speed [km/h] (Section)	68.3 (800m)
Race State	Finished



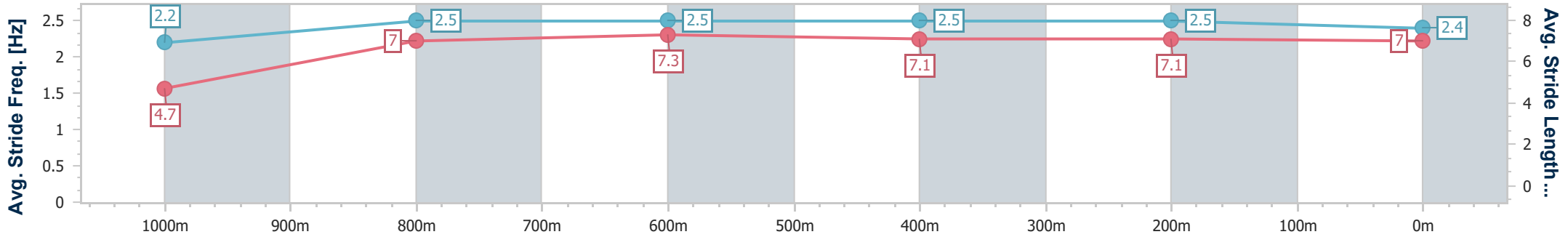
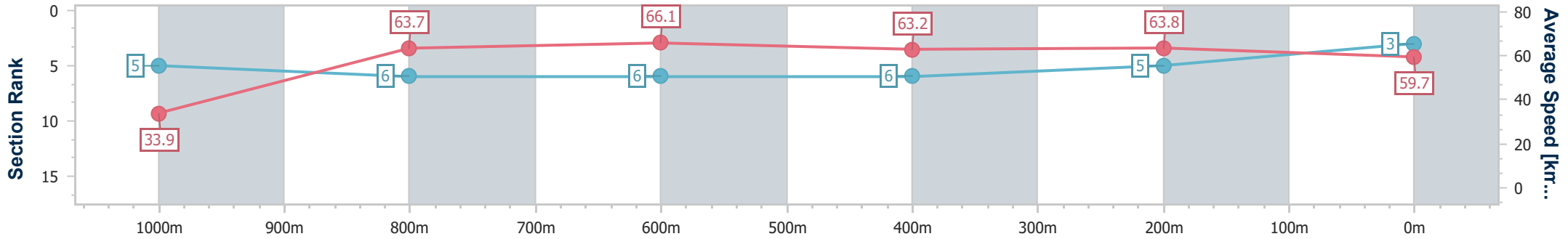
Mackay QLD Professional
Race 2: LADBROKE IT! QTIS Two-Year-Old Maiden Handicap - 1050m



06 June 2024 - 13:06

Track Rating: Good 4, Weather: Fine, Rail Position: +2m Entire

Section	Overall	1000m	800m	600m	400m	200m
Section Times	1:02.04 [3] (0:05.31)	0:56.73 [5] (0:11.41)	0:45.32 [6] (0:10.88)	0:34.44 [6] (0:11.14)	0:23.30 [6] (0:11.24)	0:12.06 [5] (0:12.06)
Average Speed [km/h]	33.9	63.7	66.1	63.2	63.8	59.7
Top Speed [km/h]	56.3	67.8	68.3	63.9	65.4	63.8
Avg. Dist. to Rail [m]	4.6	2.7	1.4	3.0	1.9	1.8
Avg. Stride Freq. [Hz]	2.2	2.5	2.5	2.5	2.5	2.4
Avg. Stride Length [m]	4.7	7.0	7.3	7.1	7.1	7.0



- [] Ranking at each section and finish
- .-.- No data available at this section
- NA No data available



Horse/Jockey Name	Catmiss
Final Rank	4
Fastest Section Time (Section)	0:05.12 (Overall)
Top Speed [km/h] (Section)	70.4 (1000m)
Race State	Finished



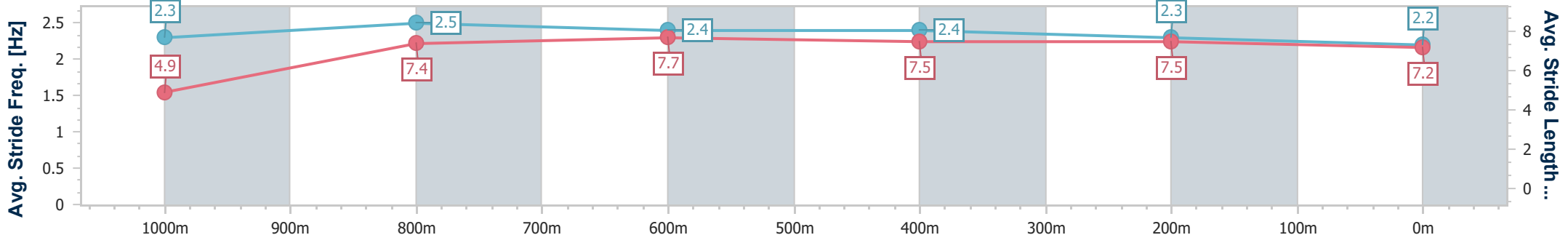
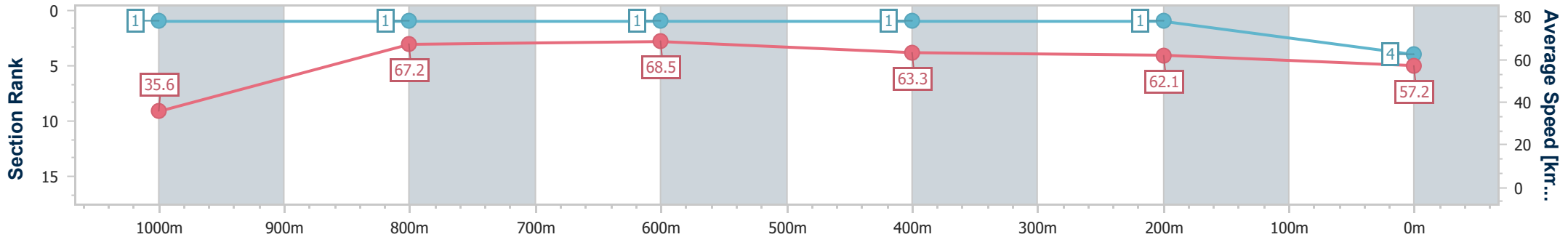
Mackay QLD Professional
Race 2: LADBROKE IT! QTIS Two-Year-Old Maiden Handicap - 1050m



06 June 2024 - 13:06

Track Rating: Good 4, Weather: Fine, Rail Position: +2m Entire

Section	Overall	1000m	800m	600m	400m	200m
Section Times	1:02.06 [4] (0:05.12)	0:56.94 [1] (0:10.76)	0:46.18 [1] (0:10.58)	0:35.60 [1] (0:11.40)	0:24.20 [1] (0:11.62)	0:12.58 [1] (0:12.58)
Average Speed [km/h]	35.6	67.2	68.5	63.3	62.1	57.2
Top Speed [km/h]	56.6	70.4	70.2	65.3	62.4	61.3
Avg. Dist. to Rail [m]	1.8	2.3	1.9	0.8	0.9	1.5
Avg. Stride Freq. [Hz]	2.3	2.5	2.4	2.4	2.3	2.2
Avg. Stride Length [m]	4.9	7.4	7.7	7.5	7.5	7.2



- [] Ranking at each section and finish
- .-.- No data available at this section
- NA No data available



Horse/Jockey Name	Scrub Chain
Final Rank	5
Fastest Section Time (Section)	0:05.22 (Overall)
Top Speed [km/h] (Section)	68.0 (800m)
Race State	Finished



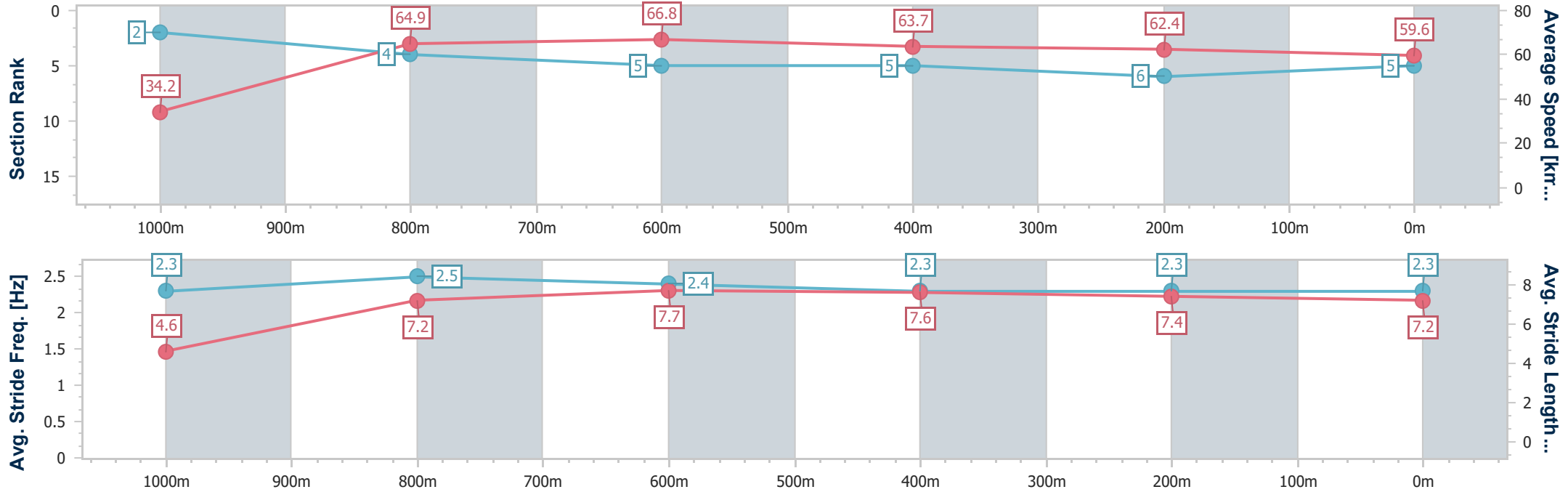
Mackay QLD Professional
Race 2: LADBROKE IT! QTIS Two-Year-Old Maiden Handicap - 1050m



06 June 2024 - 13:06

Track Rating: Good 4, Weather: Fine, Rail Position: +2m Entire

Section	Overall	1000m	800m	600m	400m	200m
Section Times	1:02.17 [5] (0:05.22)	0:56.95 [2] (0:11.13)	0:45.82 [4] (0:10.84)	0:34.98 [5] (0:11.32)	0:23.66 [5] (0:11.53)	0:12.13 [6] (0:12.13)
Average Speed [km/h]	34.2	64.9	66.8	63.7	62.4	59.6
Top Speed [km/h]	57.3	66.9	68.0	65.9	63.8	62.6
Avg. Dist. to Rail [m]	1.3	1.8	1.4	0.4	2.4	4.8
Avg. Stride Freq. [Hz]	2.3	2.5	2.4	2.3	2.3	2.3
Avg. Stride Length [m]	4.6	7.2	7.7	7.6	7.4	7.2



- [] Ranking at each section and finish
- .-.- No data available at this section
- NA No data available



Horse/Jockey Name	Mishani Opal
Final Rank	6
Fastest Section Time (Section)	0:05.52 (Overall)
Top Speed [km/h] (Section)	68.0 (800m)
Race State	Finished



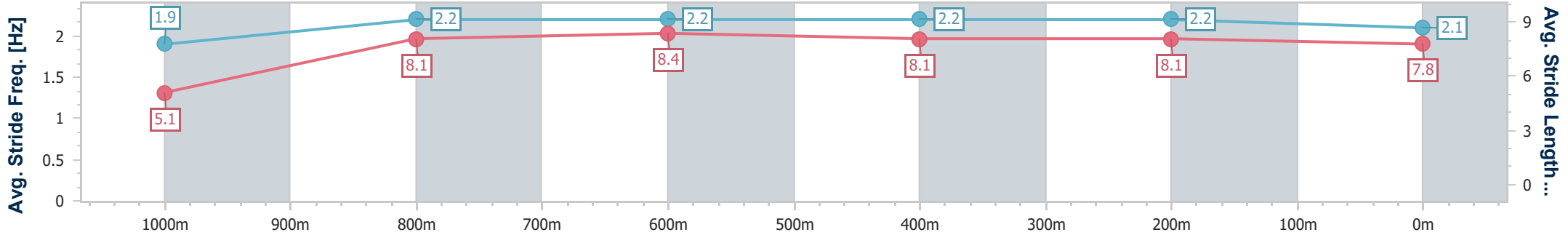
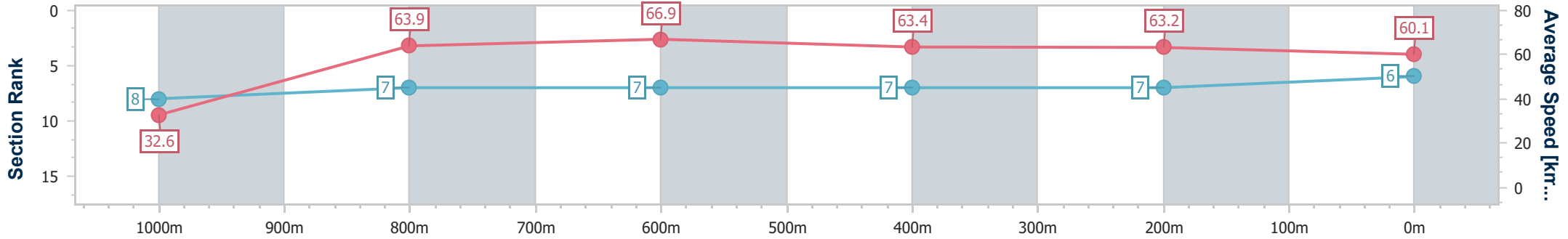
Mackay QLD Professional
Race 2: LADBROKE IT! QTIS Two-Year-Old Maiden Handicap - 1050m



06 June 2024 - 13:06

Track Rating: Good 4, Weather: Fine, Rail Position: +2m Entire

Section	Overall	1000m	800m	600m	400m	200m
Section Times	1:02.35 [6] (0:05.52)	0:56.83 [8] (0:11.31)	0:45.52 [7] (0:10.80)	0:34.72 [7] (0:11.32)	0:23.40 [7] (0:11.40)	0:12.00 [7] (0:12.00)
Average Speed [km/h]	32.6	63.9	66.9	63.4	63.2	60.1
Top Speed [km/h]	54.3	67.7	68.0	64.4	63.5	63.7
Avg. Dist. to Rail [m]	2.2	1.8	0.9	0.2	1.4	2.8
Avg. Stride Freq. [Hz]	1.9	2.2	2.2	2.2	2.2	2.1
Avg. Stride Length [m]	5.1	8.1	8.4	8.1	8.1	7.8



- [] Ranking at each section and finish
- .-.- No data available at this section
- NA No data available



Horse/Jockey Name	Obligated
Final Rank	7
Fastest Section Time (Section)	0:05.30 (Overall)
Top Speed [km/h] (Section)	70.2 (800m)
Race State	Finished



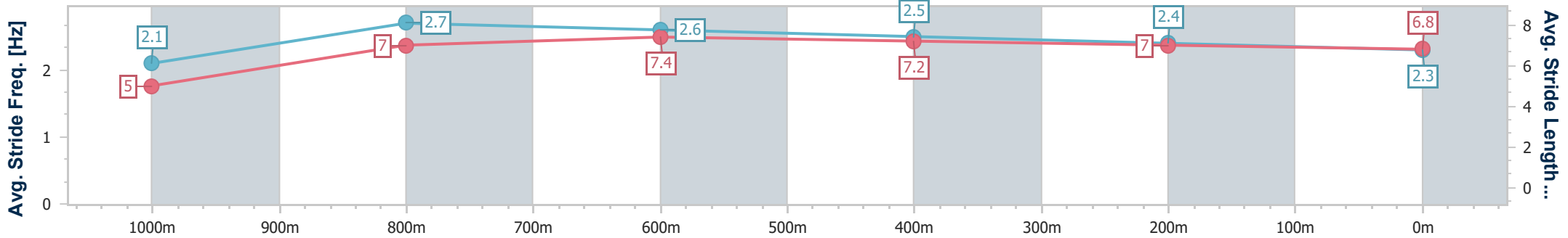
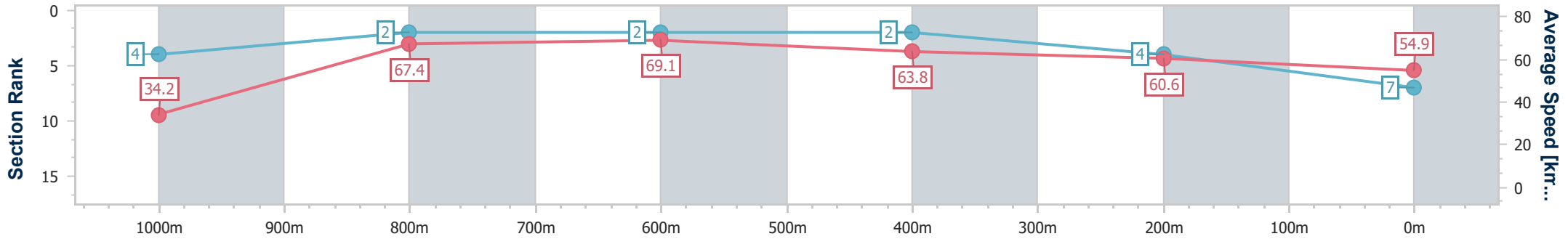
Mackay QLD Professional
Race 2: LADBROKE IT! QTIS Two-Year-Old Maiden Handicap - 1050m



06 June 2024 - 13:06

Track Rating: Good 4, Weather: Fine, Rail Position: +2m Entire

Section	Overall	1000m	800m	600m	400m	200m
Section Times	1:02.91 [7] (0:05.30)	0:57.61 [4] (0:10.77)	0:46.84 [2] (0:10.50)	0:36.34 [2] (0:11.31)	0:25.03 [2] (0:11.90)	0:13.13 [4] (0:13.13)
Average Speed [km/h]	34.2	67.4	69.1	63.8	60.6	54.9
Top Speed [km/h]	57.8	69.1	70.2	64.9	62.9	59.1
Avg. Dist. to Rail [m]	3.2	3.5	2.2	0.5	1.2	1.3
Avg. Stride Freq. [Hz]	2.1	2.7	2.6	2.5	2.4	2.3
Avg. Stride Length [m]	5.0	7.0	7.4	7.2	7.0	6.8



- [] Ranking at each section and finish
- .-.- No data available at this section
- NA No data available



Horse/Jockey Name	I'm Stellar
Final Rank	8
Fastest Section Time (Section)	0:06.06 (Overall)
Top Speed [km/h] (Section)	68.7 (800m)
Race State	Finished



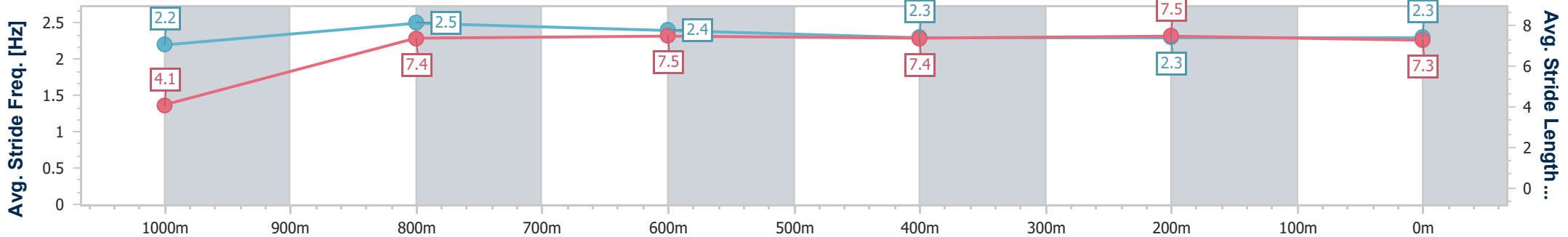
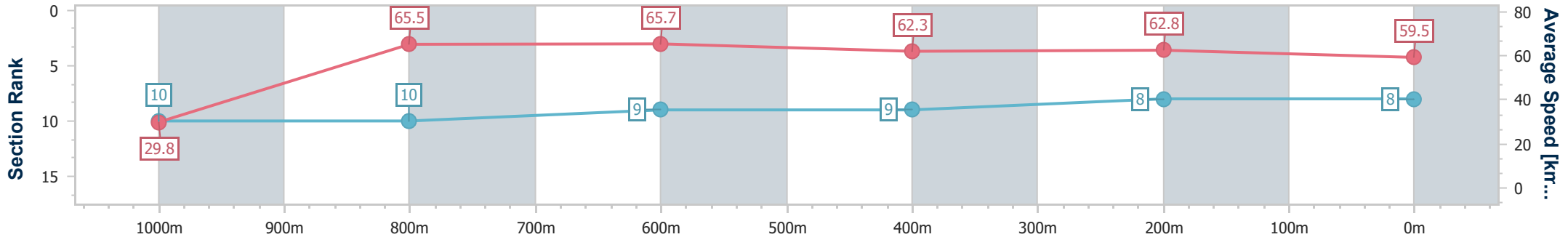
Mackay QLD Professional
Race 2: LADBROKE IT! QTIS Two-Year-Old Maiden Handicap - 1050m



06 June 2024 - 13:06

Track Rating: Good 4, Weather: Fine, Rail Position: +2m Entire

Section	Overall	1000m	800m	600m	400m	200m
Section Times	1:02.92 [8] (0:06.06)	0:56.86 [10] (0:11.05)	0:45.81 [10] (0:10.87)	0:34.94 [9] (0:11.43)	0:23.51 [9] (0:11.42)	0:12.09 [8] (0:12.09)
Average Speed [km/h]	29.8	65.5	65.7	62.3	62.8	59.5
Top Speed [km/h]	57.2	68.7	68.7	63.3	64.6	63.7
Avg. Dist. to Rail [m]	6.4	3.3	2.0	1.3	2.3	5.5
Avg. Stride Freq. [Hz]	2.2	2.5	2.4	2.3	2.3	2.3
Avg. Stride Length [m]	4.1	7.4	7.5	7.4	7.5	7.3



- [] Ranking at each section and finish
- .-.- No data available at this section
- NA No data available



Horse/Jockey Name	Goes Hoff
Final Rank	9
Fastest Section Time (Section)	0:05.75 (Overall)
Top Speed [km/h] (Section)	68.6 (800m)
Race State	Finished



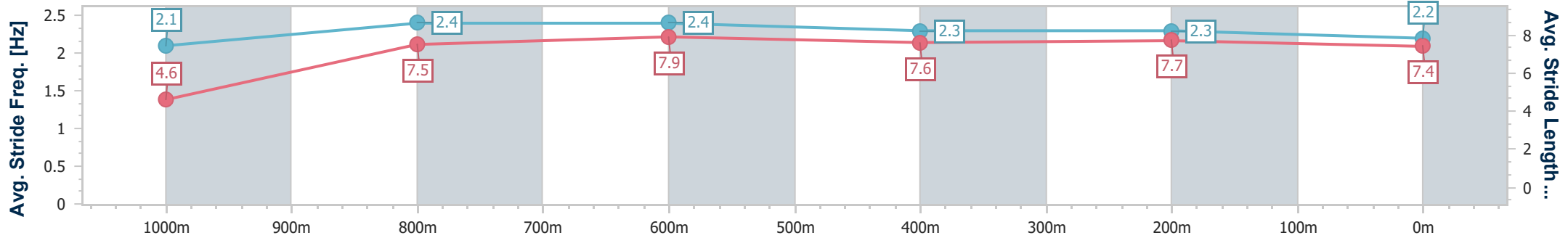
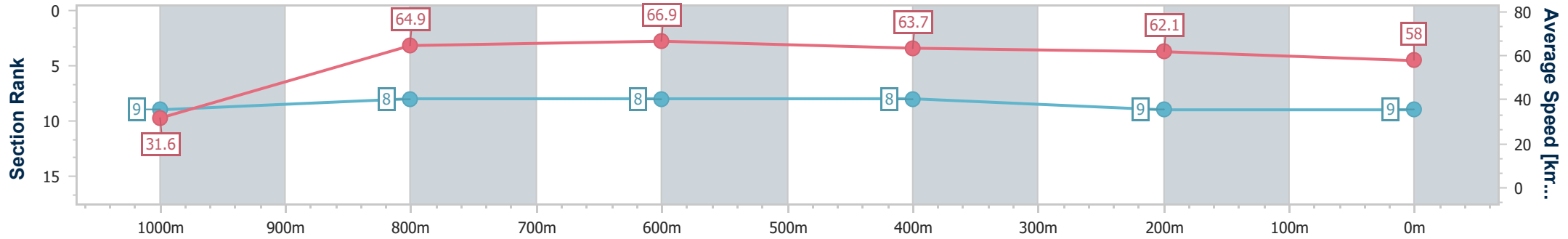
Mackay QLD Professional
Race 2: LADBROKE IT! QTIS Two-Year-Old Maiden Handicap - 1050m



06 June 2024 - 13:06

Track Rating: Good 4, Weather: Fine, Rail Position: +2m Entire

Section	Overall	1000m	800m	600m	400m	200m
Section Times	1:03.25 [9] (0:05.75)	0:57.50 [9] (0:11.16)	0:46.34 [8] (0:10.74)	0:35.60 [8] (0:11.50)	0:24.10 [8] (0:11.69)	0:12.41 [9] (0:12.41)
Average Speed [km/h]	31.6	64.9	66.9	63.7	62.1	58.0
Top Speed [km/h]	55.6	68.4	68.6	64.7	63.4	60.9
Avg. Dist. to Rail [m]	4.4	2.6	0.3	2.1	3.8	1.6
Avg. Stride Freq. [Hz]	2.1	2.4	2.4	2.3	2.3	2.2
Avg. Stride Length [m]	4.6	7.5	7.9	7.6	7.7	7.4



- [] Ranking at each section and finish
- .-.- No data available at this section
- NA No data available



Horse/Jockey Name	Trusting Star
Final Rank	10
Fastest Section Time (Section)	0:05.45 (Overall)
Top Speed [km/h] (Section)	67.4 (1000m)
Race State	Finished



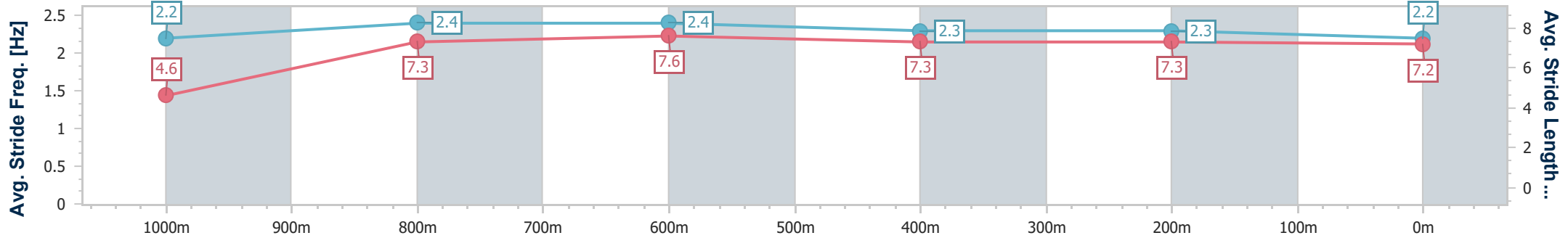
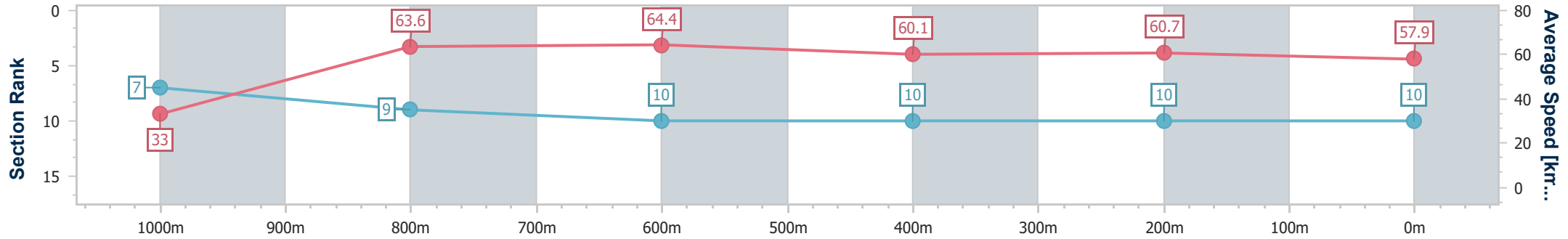
Mackay QLD Professional
Race 2: LADBROKE IT! QTIS Two-Year-Old Maiden Handicap - 1050m



06 June 2024 - 13:06

Track Rating: Good 4, Weather: Fine, Rail Position: +2m Entire

Section	Overall	1000m	800m	600m	400m	200m
Section Times	1:04.48 [10] (0:05.45)	0:59.03 [7] (0:11.51)	0:47.52 [9] (0:11.24)	0:36.28 [10] (0:11.98)	0:24.30 [10] (0:11.85)	0:12.45 [10] (0:12.45)
Average Speed [km/h]	33.0	63.6	64.4	60.1	60.7	57.9
Top Speed [km/h]	54.6	67.4	66.9	62.0	62.3	61.1
Avg. Dist. to Rail [m]	7.2	5.5	2.3	0.5	1.6	4.0
Avg. Stride Freq. [Hz]	2.2	2.4	2.4	2.3	2.3	2.2
Avg. Stride Length [m]	4.6	7.3	7.6	7.3	7.3	7.2



- [] Ranking at each section and finish
- .-.- No data available at this section
- NA No data available



Mackay QLD Professional
Race 3: BOOK FOR SPORTSMAN LUNCHEON FRIDAY 9TH AUGUST
Maiden Handicap - 1200m
06 June 2024 - 13:41



Track Rating: Good 4, Weather: Fine, Rail Position: +2m Entire

Section		Overall	1000m	800m	600m	400m	200m	Last 600m					
Field Times		1:10.68 (0:12.76)	0:57.92 (0:10.73)	0:47.19 (0:11.34)	0:35.85 (0:11.84)	0:24.01 (0:11.82)	0:12.19 (0:12.19)	0:35.85					
Rank	TAB Horse/Jockey	Barrier	Top Speed [km/h]	Fastest Section								Margin	Distance Travelled [m]
1	6 EXCITE CHOO Justin Huxtable	5	67.3	0:10.89	1:10.68 [1] (0:13.20)	0:57.48 [7] (0:10.89)	0:46.59 [6] (0:11.34)	0:35.25 [6] (0:11.71)	0:23.54 [4] (0:11.35)	0:12.19 [1] (0:12.19)	1:10.68	0:35.25	
2	1 SIMPLE WAY Justin Stanley	1	66.8	0:10.93	1:10.89 [2] (0:12.82)	0:58.07 [2] (0:10.93)	0:47.14 [2] (0:11.38)	0:35.76 [3] (0:11.74)	0:24.02 [3] (0:11.63)	0:12.39 [2] (0:12.39)	1.27L	0:35.76	+1
3	4 THE EIGHTH I AM Ryan Wiggins	2	67.2	0:10.90	1:11.02 [3] (0:12.86)	0:58.16 [4] (0:10.90)	0:47.26 [3] (0:11.25)	0:36.01 [2] (0:11.74)	0:24.27 [2] (0:11.78)	0:12.49 [3] (0:12.49)	2.01L	0:36.01	+4
4	9 KAISA Samantha Collett	6	66.6	0:11.05	1:11.18 [4] (0:13.61)	0:57.57 [10] (0:11.05)	0:46.52 [10] (0:11.37)	0:35.15 [10] (0:11.81)	0:23.34 [10] (0:11.41)	0:11.93 [6] (0:11.93)	2.95L	0:35.15	+3
5	3 WANDERLEI McKenzie Apel	13	68.6	0:10.73	1:11.30 [5] (0:12.76)	0:58.54 [1] (0:10.73)	0:47.81 [1] (0:11.34)	0:36.47 [1] (0:11.84)	0:24.63 [1] (0:11.91)	0:12.72 [4] (0:12.72)	3.68L	0:36.47	+5
6	10 MY LITTLE VIKING Jackson Murphy	12	64.9	0:11.24	1:11.43 [6] (0:13.14)	0:58.29 [6] (0:11.24)	0:47.05 [7] (0:11.36)	0:35.69 [7] (0:11.63)	0:24.06 [6] (0:11.75)	0:12.31 [5] (0:12.31)	4.45L	0:35.69	+2
7	2 DAWSON DROVER Warwick Satherley	9	67.0	0:11.12	1:11.72 [7] (0:13.31)	0:58.41 [8] (0:11.12)	0:47.29 [8] (0:11.39)	0:35.90 [8] (0:11.78)	0:24.12 [7] (0:11.81)	0:12.31 [8] (0:12.31)	6.13L	0:35.90	+2
8	5 VINROSA Georgina Cartwright	10	66.3	0:11.05	1:11.99 [8] (0:12.99)	0:59.00 [5] (0:11.05)	0:47.95 [5] (0:11.35)	0:36.60 [5] (0:11.76)	0:24.84 [5] (0:12.17)	0:12.67 [7] (0:12.67)	7.75L	0:36.60	+6
9	7 SMOKIN' RUBI Nathan Thomas	15	66.2	0:11.10	1:12.48 [9] (0:13.52)	0:58.96 [9] (0:11.10)	0:47.86 [9] (0:11.22)	0:36.64 [9] (0:11.94)	0:24.70 [9] (0:12.08)	0:12.62 [9] (0:12.62)	10.59L	0:36.64	+7
10	11 ZURI ZURI Chelsea Jokic	3	67.2	0:10.92	1:13.32 [10] (0:14.79)	0:58.53 [11] (0:11.72)	0:46.81 [11] (0:10.92)	0:35.89 [11] (0:11.19)	0:24.70 [11] (0:11.79)	0:12.91 [10] (0:12.91)	15.55L	0:35.89	+1

Scratched: Mishani Platinum (#13), Tsunami Force (#14), Fairybower Flyer (#15), I'm Famous (#12)

[] Ranking at each section and finish
 -:-:- No data available at this section
 NA No data available
 SCN Saddle cloth number
 DNF Did not finish
 DNT Did not track



Mackay QLD Professional
Race 3: BOOK FOR SPORTSMAN LUNCHEON FRIDAY 9TH AUGUST
Maiden Handicap - 1200m
06 June 2024 - 13:41



MACKAY TURF CLUB
 Ooralea Racecourse

Track Rating: Good 4, Weather: Fine, Rail Position: +2m Entire

Section	Overall	1000m	800m	600m	400m	200m	Last 600m
Field Times	1:10.68 (0:12.76)	0:57.92 (0:10.73)	0:47.19 (0:11.34)	0:35.85 (0:11.84)	0:24.01 (0:11.82)	0:12.19 (0:12.19)	0:35.85

Rank	TAB	Horse/Jockey	Barrier	Top Speed [km/h]	Fastest Section	Margin	Distance Travelled [m]
11	8	DEVILISH DANCER	11	68.1	0:10.98	1:14.78 [11]	
		Melea Castle		Overall	1000m	(0:12.84)	(0:10.98)
						(0:11.39)	(0:12.42)
						(0:12.85)	(0:14.30)
						24.15L	0:39.57
							+10

Scratched: Mishani Platinum (#13), Tsunami Force (#14), Fairybower Flyer (#15), I'm Famous (#12)

[] Ranking at each section and finish
 -:-:- No data available at this section
 NA No data available

SCN Saddle cloth number
 DNF Did not finish
 DNT Did not track



Horse/Jockey Name	Excite Choo
Final Rank	1
Fastest Section Time (Section)	0:10.89 (1000m)
Top Speed [km/h] (Section)	67.3 (1000m)
Race State	Finished



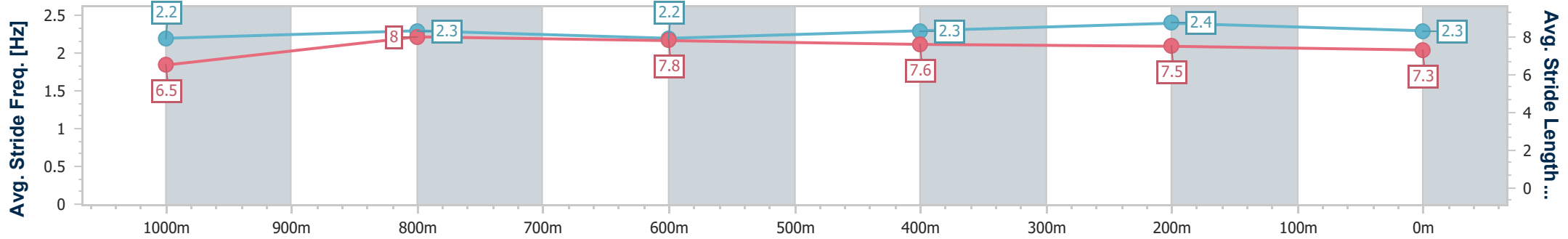
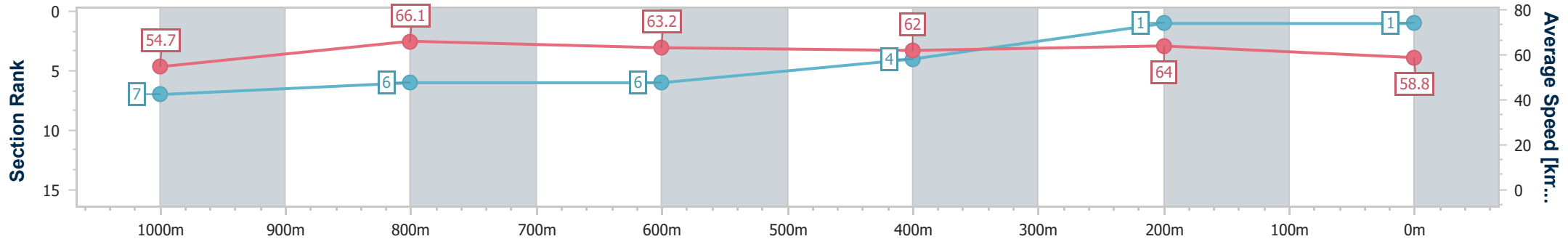
Mackay QLD Professional
 Race 3: BOOK FOR SPORTSMAN LUNCHEON FRIDAY 9TH
 AUGUST Maiden Handicap - 1200m



06 June 2024 - 13:41

Track Rating: Good 4, Weather: Fine, Rail Position: +2m Entire

Section	Overall	1000m	800m	600m	400m	200m
Section Times	1:10.68 [1] (0:13.20)	0:57.48 [7] (0:10.89)	0:46.59 [6] (0:11.34)	0:35.25 [6] (0:11.71)	0:23.54 [4] (0:11.35)	0:12.19 [1] (0:12.19)
Average Speed [km/h]	54.7	66.1	63.2	62.0	64.0	58.8
Top Speed [km/h]	67.2	67.3	66.4	63.1	65.4	62.3
Avg. Dist. to Rail [m]	2.7	0.3	0.4	1.0	4.6	3.8
Avg. Stride Freq. [Hz]	2.2	2.3	2.2	2.3	2.4	2.3
Avg. Stride Length [m]	6.5	8.0	7.8	7.6	7.5	7.3



- [] Ranking at each section and finish
- .-.- No data available at this section
- NA No data available



Horse/Jockey Name	Simple Way
Final Rank	2
Fastest Section Time (Section)	0:10.93 (1000m)
Top Speed [km/h] (Section)	66.8 (Overall)
Race State	Finished



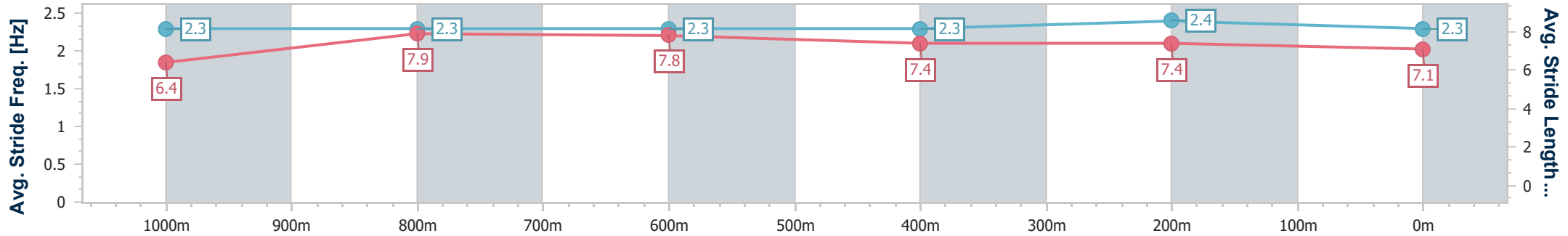
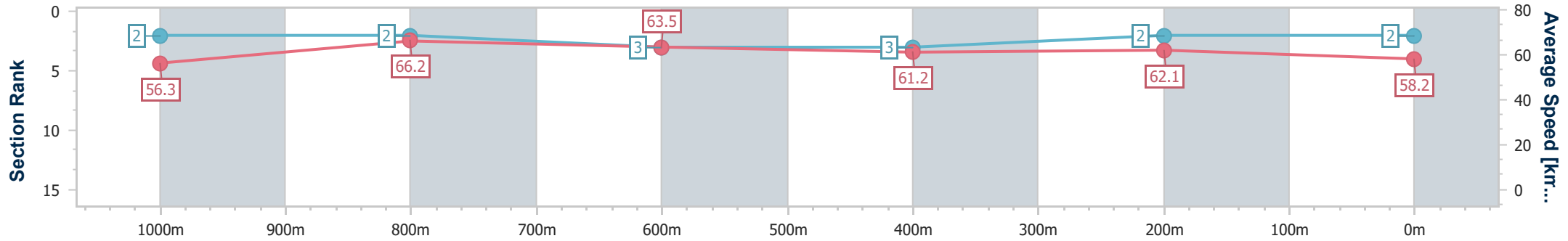
Mackay QLD Professional
 Race 3: BOOK FOR SPORTSMAN LUNCHEON FRIDAY 9TH
 AUGUST Maiden Handicap - 1200m



06 June 2024 - 13:41

Track Rating: Good 4, Weather: Fine, Rail Position: +2m Entire

Section	Overall	1000m	800m	600m	400m	200m
Section Times	1:10.89 [2] (0:12.82)	0:58.07 [2] (0:10.93)	0:47.14 [2] (0:11.38)	0:35.76 [3] (0:11.74)	0:24.02 [3] (0:11.63)	0:12.39 [2] (0:12.39)
Average Speed [km/h]	56.3	66.2	63.5	61.2	62.1	58.2
Top Speed [km/h]	66.8	66.8	65.0	63.6	63.7	61.7
Avg. Dist. to Rail [m]	1.9	1.1	0.7	0.3	1.7	1.5
Avg. Stride Freq. [Hz]	2.3	2.3	2.3	2.3	2.4	2.3
Avg. Stride Length [m]	6.4	7.9	7.8	7.4	7.4	7.1



- [] Ranking at each section and finish
- .-.- No data available at this section
- NA No data available



Horse/Jockey Name	The Eighth I Am
Final Rank	3
Fastest Section Time (Section)	0:10.90 (1000m)
Top Speed [km/h] (Section)	67.2 (1000m)
Race State	Finished



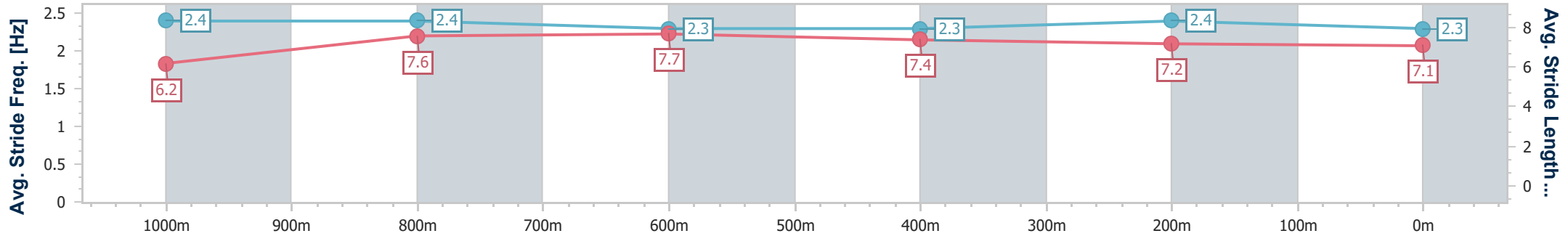
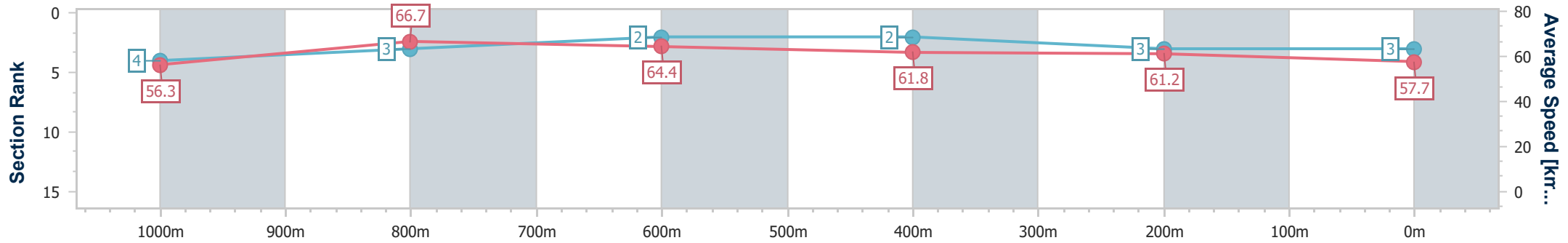
Mackay QLD Professional
 Race 3: BOOK FOR SPORTSMAN LUNCHEON FRIDAY 9TH
 AUGUST Maiden Handicap - 1200m



06 June 2024 - 13:41

Track Rating: Good 4, Weather: Fine, Rail Position: +2m Entire

Section	Overall	1000m	800m	600m	400m	200m
Section Times	1:11.02 [3] (0:12.86)	0:58.16 [4] (0:10.90)	0:47.26 [3] (0:11.25)	0:36.01 [2] (0:11.74)	0:24.27 [2] (0:11.78)	0:12.49 [3] (0:12.49)
Average Speed [km/h]	56.3	66.7	64.4	61.8	61.2	57.7
Top Speed [km/h]	65.6	67.2	65.9	63.3	63.3	60.6
Avg. Dist. to Rail [m]	3.0	2.9	2.0	0.9	2.7	3.6
Avg. Stride Freq. [Hz]	2.4	2.4	2.3	2.3	2.4	2.3
Avg. Stride Length [m]	6.2	7.6	7.7	7.4	7.2	7.1



- [] Ranking at each section and finish
- .-.- No data available at this section
- NA No data available



Horse/Jockey Name	Kaisa
Final Rank	4
Fastest Section Time (Section)	0:11.05 (1000m)
Top Speed [km/h] (Section)	66.6 (1000m)
Race State	Finished



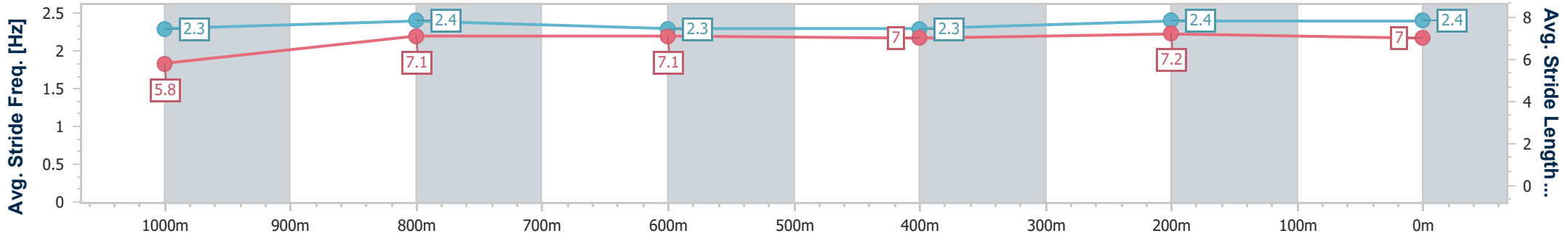
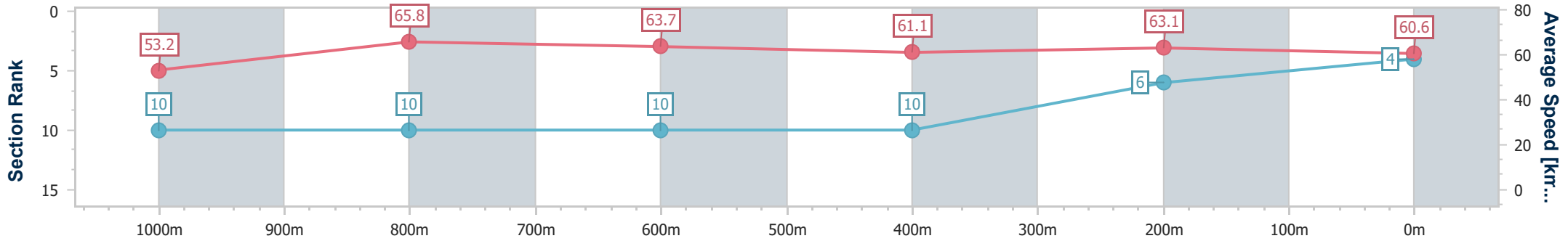
Mackay QLD Professional
 Race 3: BOOK FOR SPORTSMAN LUNCHEON FRIDAY 9TH
 AUGUST Maiden Handicap - 1200m



06 June 2024 - 13:41

Track Rating: Good 4, Weather: Fine, Rail Position: +2m Entire

Section	Overall	1000m	800m	600m	400m	200m
Section Times	1:11.18 [4] (0:13.61)	0:57.57 [10] (0:11.05)	0:46.52 [10] (0:11.37)	0:35.15 [10] (0:11.81)	0:23.34 [10] (0:11.41)	0:11.93 [6] (0:11.93)
Average Speed [km/h]	53.2	65.8	63.7	61.1	63.1	60.6
Top Speed [km/h]	65.9	66.6	64.9	61.8	63.8	63.6
Avg. Dist. to Rail [m]	4.8	1.9	1.7	0.7	2.7	5.3
Avg. Stride Freq. [Hz]	2.3	2.4	2.3	2.3	2.4	2.4
Avg. Stride Length [m]	5.8	7.1	7.1	7.0	7.2	7.0



- [] Ranking at each section and finish
- .-.- No data available at this section
- NA No data available



Horse/Jockey Name	Wanderlei
Final Rank	5
Fastest Section Time (Section)	0:10.73 (1000m)
Top Speed [km/h] (Section)	68.6 (1000m)
Race State	Finished



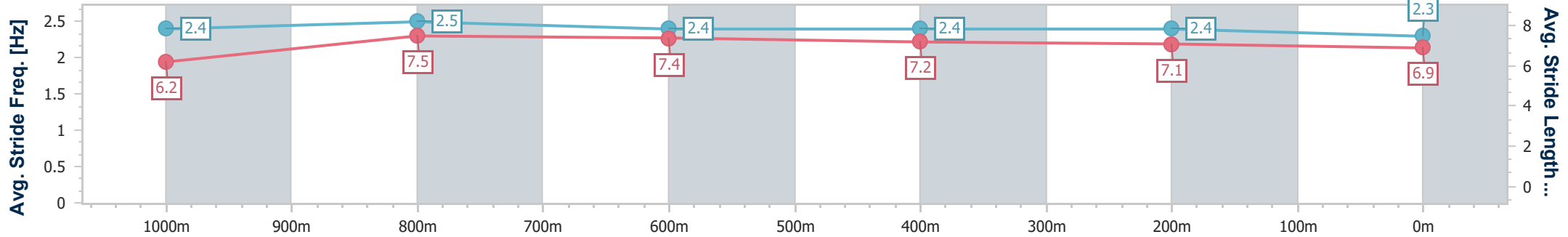
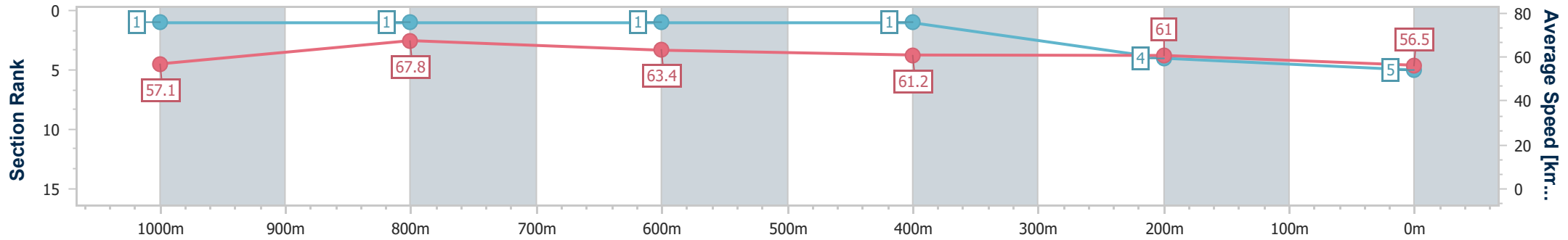
Mackay QLD Professional
 Race 3: BOOK FOR SPORTSMAN LUNCHEON FRIDAY 9TH
 AUGUST Maiden Handicap - 1200m



06 June 2024 - 13:41

Track Rating: Good 4, Weather: Fine, Rail Position: +2m Entire

Section	Overall	1000m	800m	600m	400m	200m
Section Times	1:11.30 [5] (0:12.76)	0:58.54 [1] (0:10.73)	0:47.81 [1] (0:11.34)	0:36.47 [1] (0:11.84)	0:24.63 [1] (0:11.91)	0:12.72 [4] (0:12.72)
Average Speed [km/h]	57.1	67.8	63.4	61.2	61.0	56.5
Top Speed [km/h]	67.8	68.6	65.2	62.6	61.8	60.5
Avg. Dist. to Rail [m]	8.8	3.6	0.5	1.2	2.6	3.1
Avg. Stride Freq. [Hz]	2.4	2.5	2.4	2.4	2.4	2.3
Avg. Stride Length [m]	6.2	7.5	7.4	7.2	7.1	6.9



- [] Ranking at each section and finish
- .-.- No data available at this section
- NA No data available



Horse/Jockey Name	My Little Viking
Final Rank	6
Fastest Section Time (Section)	0:11.24 (1000m)
Top Speed [km/h] (Section)	64.9 (Overall)
Race State	Finished



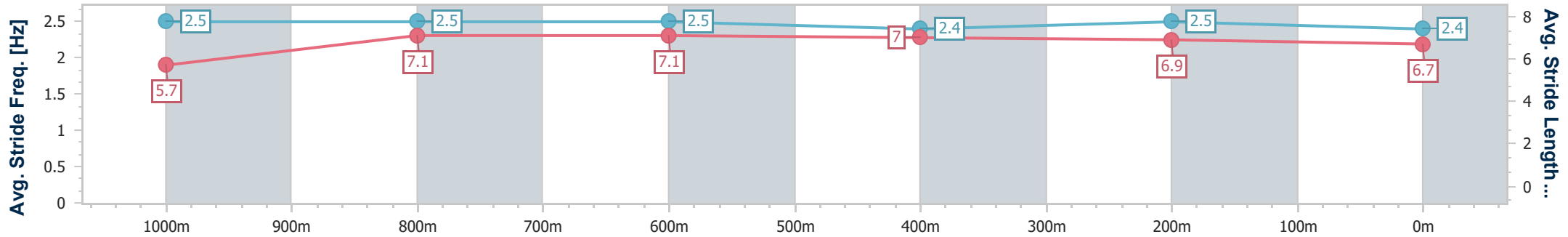
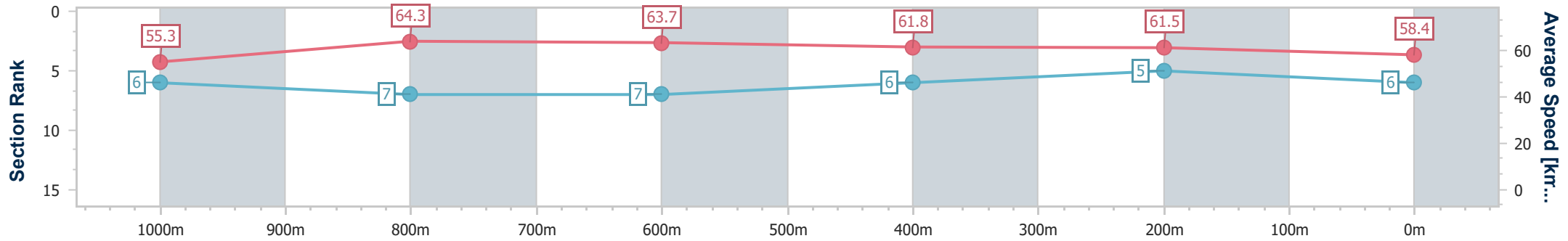
Mackay QLD Professional
 Race 3: BOOK FOR SPORTSMAN LUNCHEON FRIDAY 9TH
 AUGUST Maiden Handicap - 1200m



06 June 2024 - 13:41

Track Rating: Good 4, Weather: Fine, Rail Position: +2m Entire

Section	Overall	1000m	800m	600m	400m	200m
Section Times	1:11.43 [6] (0:13.14)	0:58.29 [6] (0:11.24)	0:47.05 [7] (0:11.36)	0:35.69 [7] (0:11.63)	0:24.06 [6] (0:11.75)	0:12.31 [5] (0:12.31)
Average Speed [km/h]	55.3	64.3	63.7	61.8	61.5	58.4
Top Speed [km/h]	64.9	64.9	64.4	62.6	62.1	62.0
Avg. Dist. to Rail [m]	6.7	2.3	2.1	0.9	2.4	5.3
Avg. Stride Freq. [Hz]	2.5	2.5	2.5	2.4	2.5	2.4
Avg. Stride Length [m]	5.7	7.1	7.1	7.0	6.9	6.7



- [] Ranking at each section and finish
- .-.- No data available at this section
- NA No data available



Horse/Jockey Name	Dawson Drover
Final Rank	7
Fastest Section Time (Section)	0:11.12 (1000m)
Top Speed [km/h] (Section)	67.0 (Overall)
Race State	Finished



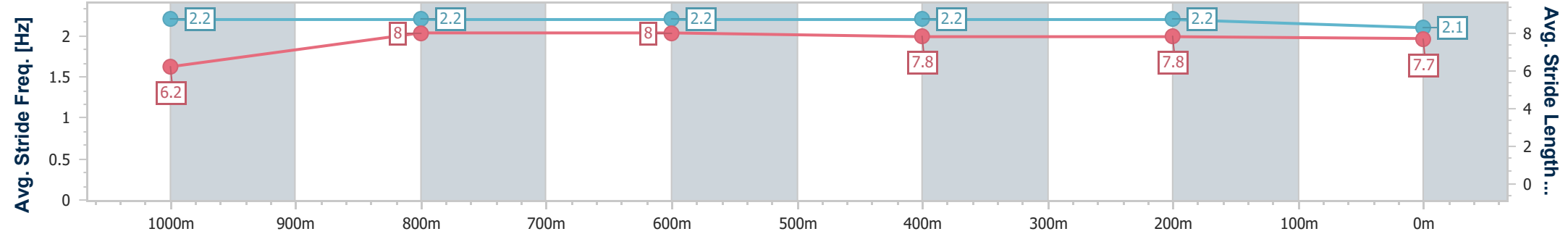
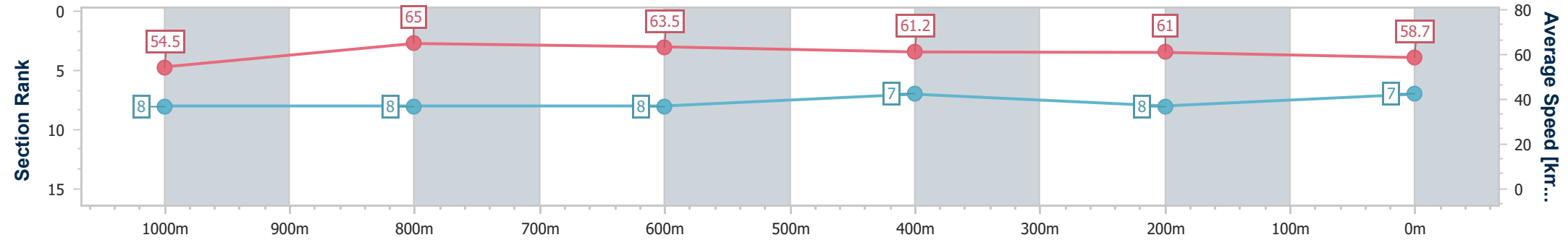
Mackay QLD Professional
 Race 3: BOOK FOR SPORTSMAN LUNCHEON FRIDAY 9TH
 AUGUST Maiden Handicap - 1200m



06 June 2024 - 13:41

Track Rating: Good 4, Weather: Fine, Rail Position: +2m Entire

Section	Overall	1000m	800m	600m	400m	200m
Section Times	1:11.72 [7] (0:13.31)	0:58.41 [8] (0:11.12)	0:47.29 [8] (0:11.39)	0:35.90 [8] (0:11.78)	0:24.12 [7] (0:11.81)	0:12.31 [8] (0:12.31)
Average Speed [km/h]	54.5	65.0	63.5	61.2	61.0	58.7
Top Speed [km/h]	67.0	66.2	65.0	62.2	61.6	60.9
Avg. Dist. to Rail [m]	4.5	1.8	1.0	0.4	1.2	1.6
Avg. Stride Freq. [Hz]	2.2	2.2	2.2	2.2	2.2	2.1
Avg. Stride Length [m]	6.2	8.0	8.0	7.8	7.8	7.7



- [] Ranking at each section and finish
- .-.- No data available at this section
- NA No data available



Horse/Jockey Name	Vinrosa
Final Rank	8
Fastest Section Time (Section)	0:11.05 (1000m)
Top Speed [km/h] (Section)	66.3 (Overall)
Race State	Finished



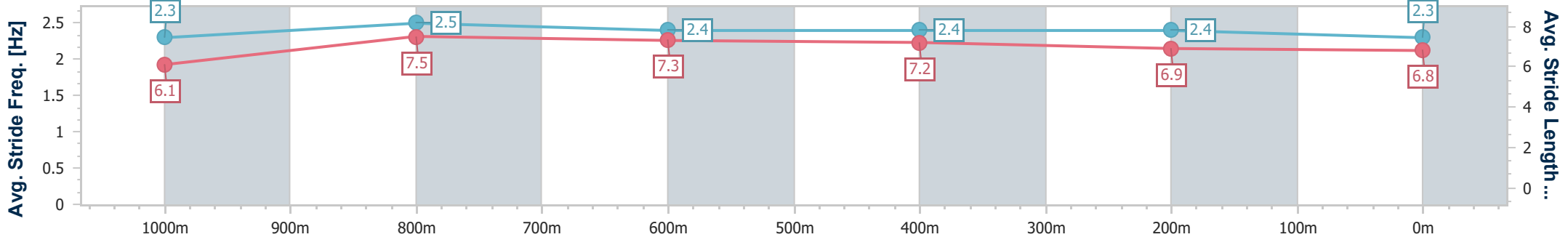
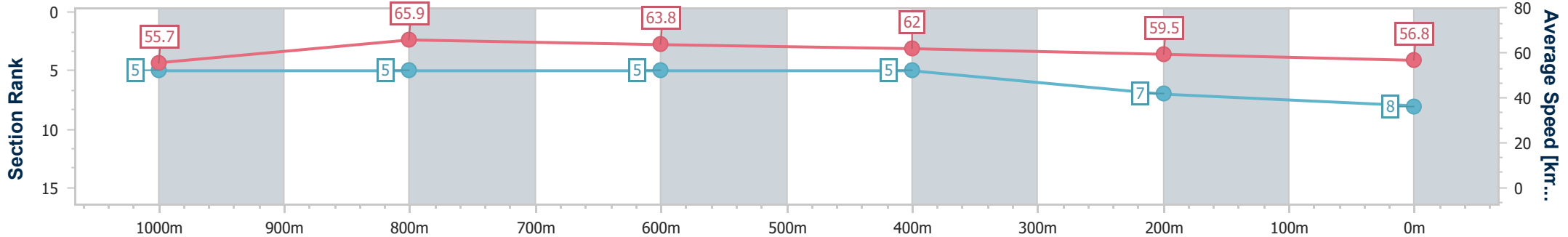
Mackay QLD Professional
 Race 3: BOOK FOR SPORTSMAN LUNCHEON FRIDAY 9TH
 AUGUST Maiden Handicap - 1200m



06 June 2024 - 13:41

Track Rating: Good 4, Weather: Fine, Rail Position: +2m Entire

Section	Overall	1000m	800m	600m	400m	200m
Section Times	1:11.99 [8] (0:12.99)	0:59.00 [5] (0:11.05)	0:47.95 [5] (0:11.35)	0:36.60 [5] (0:11.76)	0:24.84 [5] (0:12.17)	0:12.67 [7] (0:12.67)
Average Speed [km/h]	55.7	65.9	63.8	62.0	59.5	56.8
Top Speed [km/h]	66.3	66.3	65.9	62.8	61.1	60.0
Avg. Dist. to Rail [m]	5.2	2.6	2.5	1.6	4.0	3.6
Avg. Stride Freq. [Hz]	2.3	2.5	2.4	2.4	2.4	2.3
Avg. Stride Length [m]	6.1	7.5	7.3	7.2	6.9	6.8



- [] Ranking at each section and finish
- .-.- No data available at this section
- NA No data available



Horse/Jockey Name	Smokin' Rubi
Final Rank	9
Fastest Section Time (Section)	0:11.10 (1000m)
Top Speed [km/h] (Section)	66.2 (1000m)
Race State	Finished



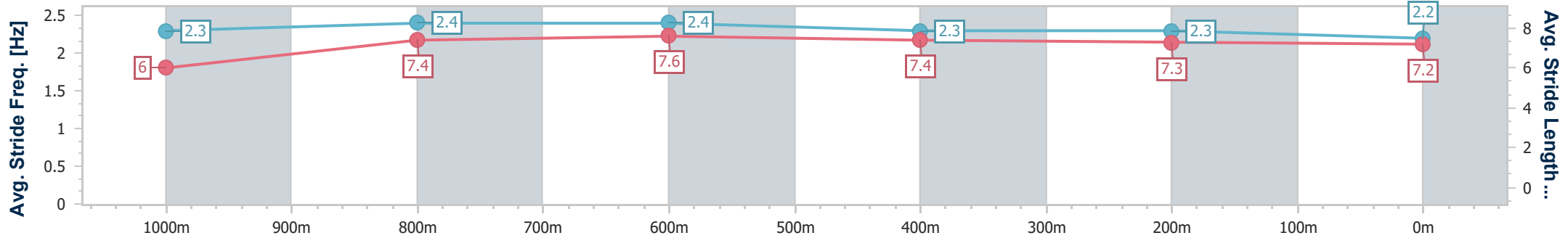
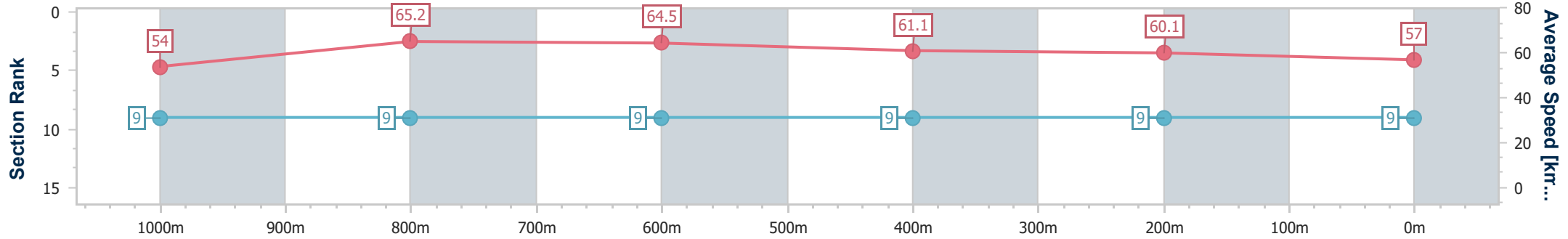
Mackay QLD Professional
 Race 3: BOOK FOR SPORTSMAN LUNCHEON FRIDAY 9TH
 AUGUST Maiden Handicap - 1200m



06 June 2024 - 13:41

Track Rating: Good 4, Weather: Fine, Rail Position: +2m Entire

Section	Overall	1000m	800m	600m	400m	200m
Section Times	1:12.48 [9] (0:13.52)	0:58.96 [9] (0:11.10)	0:47.86 [9] (0:11.22)	0:36.64 [9] (0:11.94)	0:24.70 [9] (0:12.08)	0:12.62 [9] (0:12.62)
Average Speed [km/h]	54.0	65.2	64.5	61.1	60.1	57.0
Top Speed [km/h]	65.3	66.2	65.6	63.0	60.4	60.0
Avg. Dist. to Rail [m]	8.4	2.1	1.8	1.9	4.0	3.5
Avg. Stride Freq. [Hz]	2.3	2.4	2.4	2.3	2.3	2.2
Avg. Stride Length [m]	6.0	7.4	7.6	7.4	7.3	7.2



- [] Ranking at each section and finish
- .-.- No data available at this section
- NA No data available



Horse/Jockey Name	Zuri Zuri
Final Rank	10
Fastest Section Time (Section)	0:10.92 (800m)
Top Speed [km/h] (Section)	67.2 (800m)
Race State	Finished



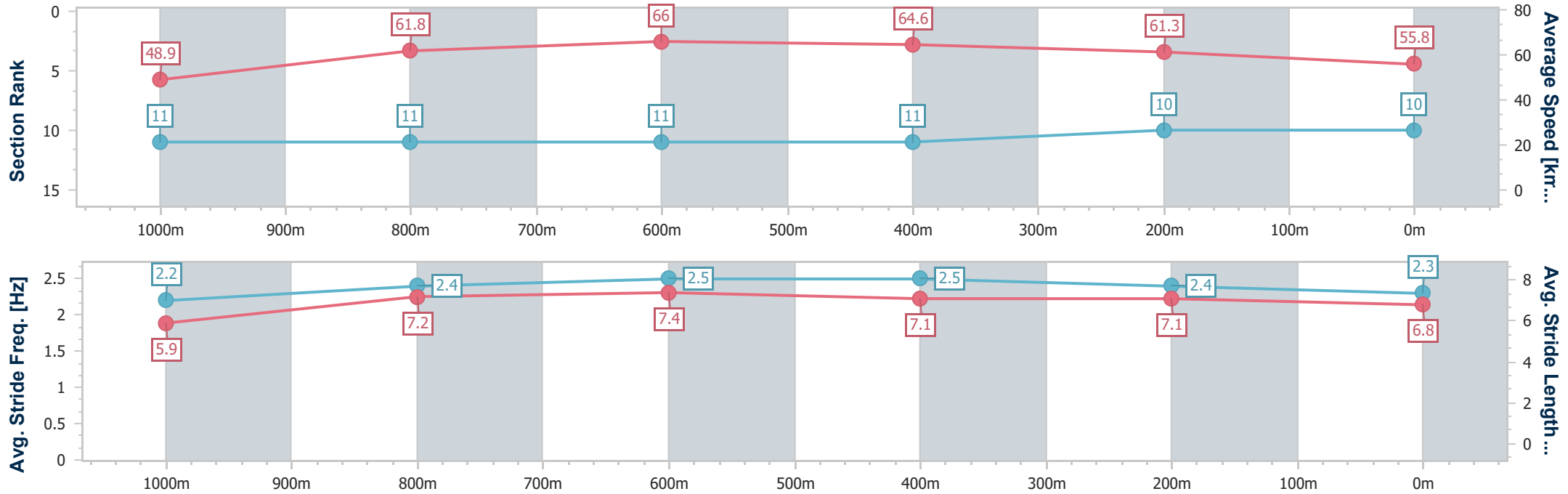
Mackay QLD Professional
 Race 3: BOOK FOR SPORTSMAN LUNCHEON FRIDAY 9TH
 AUGUST Maiden Handicap - 1200m



06 June 2024 - 13:41

Track Rating: Good 4, Weather: Fine, Rail Position: +2m Entire

Section	Overall	1000m	800m	600m	400m	200m
Section Times	1:13.32 [10] (0:14.79)	0:58.53 [11] (0:11.72)	0:46.81 [11] (0:10.92)	0:35.89 [11] (0:11.19)	0:24.70 [11] (0:11.79)	0:12.91 [10] (0:12.91)
Average Speed [km/h]	48.9	61.8	66.0	64.6	61.3	55.8
Top Speed [km/h]	53.9	65.9	67.2	65.7	63.3	60.7
Avg. Dist. to Rail [m]	2.4	0.8	1.0	0.9	2.0	4.5
Avg. Stride Freq. [Hz]	2.2	2.4	2.5	2.5	2.4	2.3
Avg. Stride Length [m]	5.9	7.2	7.4	7.1	7.1	6.8



- [] Ranking at each section and finish
- .-.- No data available at this section
- NA No data available



Horse/Jockey Name	Devilish Dancer
Final Rank	11
Fastest Section Time (Section)	0:10.98 (1000m)
Top Speed [km/h] (Section)	68.1 (Overall)
Race State	Finished



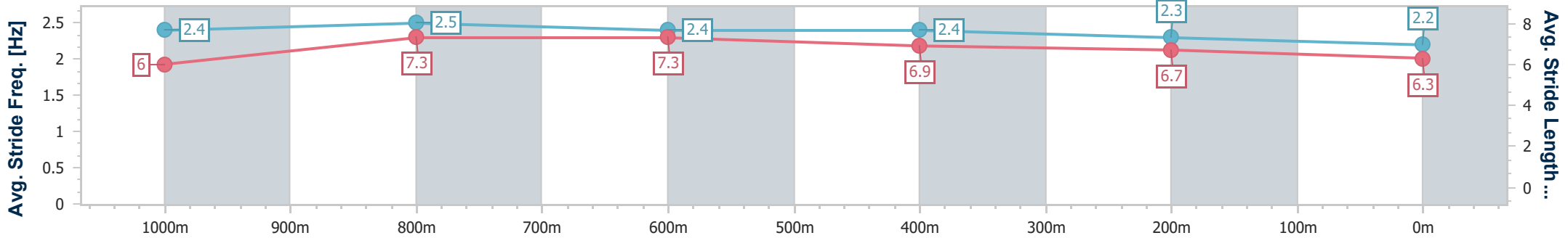
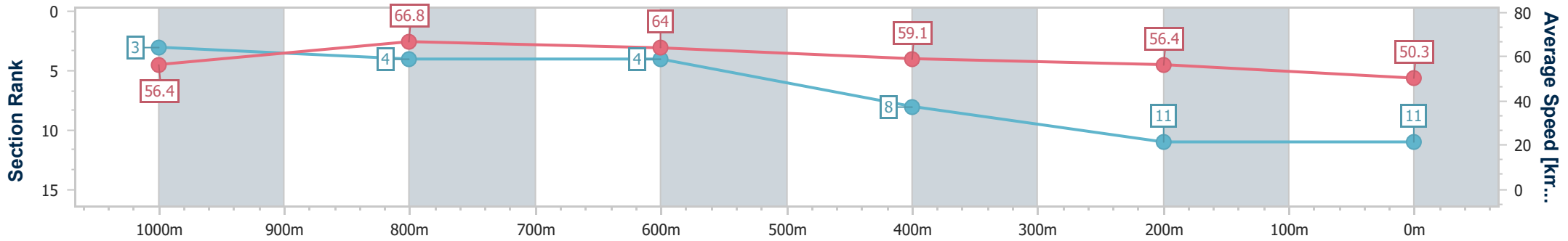
Mackay QLD Professional
 Race 3: BOOK FOR SPORTSMAN LUNCHEON FRIDAY 9TH
 AUGUST Maiden Handicap - 1200m



06 June 2024 - 13:41

Track Rating: Good 4, Weather: Fine, Rail Position: +2m Entire

Section	Overall	1000m	800m	600m	400m	200m
Section Times	1:14.78 [11] (0:12.84)	1:01.94 [3] (0:10.98)	0:50.96 [4] (0:11.39)	0:39.57 [4] (0:12.42)	0:27.15 [8] (0:12.85)	0:14.30 [11] (0:14.30)
Average Speed [km/h]	56.4	66.8	64.0	59.1	56.4	50.3
Top Speed [km/h]	68.1	67.7	65.8	61.2	57.7	54.8
Avg. Dist. to Rail [m]	6.6	4.7	4.2	2.6	4.3	7.3
Avg. Stride Freq. [Hz]	2.4	2.5	2.4	2.4	2.3	2.2
Avg. Stride Length [m]	6.0	7.3	7.3	6.9	6.7	6.3



- [] Ranking at each section and finish
- .-.- No data available at this section
- NA No data available



Mackay QLD Professional

Race 4: LADBROKES RACING CLUB Class 3 Plate - 1560m

06 June 2024 - 14:19



MACKAY TURF CLUB

Ooralea Racecourse

Track Rating: Good 4, Weather: Fine, Rail Position: +2m Entire

Section		Overall	1400m	1200m	1000m	800m	600m	400m	Last 600m				
Field Times		1:36.81 (0:12.08)	1:24.73 (0:11.76)	1:12.97 (0:12.27)	1:00.70 (0:12.80)	0:47.90 (0:12.73)	0:35.17 (0:12.08)	0:23.09 (0:11.36)	0:35.17				
Rank	TAB Horse/Jockey	Barrier	Top Speed [km/h]	Fastest Section									Distance Travelled [m]
1	3 I SAY BOOM Georgina Cartwright	2	67.8 400m	0:11.05 400m	1:36.81 [1] (0:12.47)	1:24.34 [6] (0:11.91)	1:12.43 [6] (0:12.43)	1:00.00 [6] (0:12.77)	0:47.23 [7] (0:12.81)	0:34.42 [7] (0:12.02)	0:22.40 [7] (0:11.05)	0:34.42	
2	4 KING SAMUEL Justin Stanley	8	64.9 400m	0:11.36 400m	1:36.90 [2] (0:12.08)	1:24.82 [2] (0:11.76)	1:13.06 [1] (0:12.27)	1:00.79 [1] (0:12.80)	0:47.99 [1] (0:12.73)	0:35.26 [1] (0:12.08)	0:23.18 [1] (0:11.36)	0:35.26	+1
3	5 I'M BLUEY Samantha Collett	3	67.0 400m	0:11.03 400m	1:36.93 [3] (0:12.20)	1:24.73 [3] (0:11.97)	1:12.76 [4] (0:12.44)	1:00.32 [5] (0:12.92)	0:47.40 [6] (0:12.67)	0:34.73 [4] (0:12.09)	0:22.64 [5] (0:11.03)	0:34.73	-1
4	10 ROCKY REBEL Dylan Bennett	6	65.8 400m	0:11.02 400m	1:36.93 [4] (0:12.42)	1:24.51 [5] (0:11.89)	1:12.62 [5] (0:12.21)	1:00.41 [4] (0:12.84)	0:47.57 [4] (0:12.86)	0:34.71 [5] (0:11.88)	0:22.83 [4] (0:11.02)	0:34.71	+5
5	2 AWESOME SPIRIT Justin Huxtable	9	64.8 400m	0:11.40 400m	1:37.16 [5] (0:12.30)	1:24.86 [4] (0:11.78)	1:13.08 [3] (0:12.22)	1:00.86 [2] (0:12.80)	0:48.06 [2] (0:12.67)	0:35.39 [2] (0:12.04)	0:23.35 [2] (0:11.40)	0:35.39	+2
6	6 ROY'S ROAD Ryan Wiggins	10	65.3 400m	0:11.34 400m	1:37.47 [6] (0:12.68)	1:24.79 [7] (0:11.94)	1:12.85 [7] (0:12.27)	1:00.58 [7] (0:12.61)	0:47.97 [5] (0:12.72)	0:35.25 [6] (0:12.13)	0:23.12 [6] (0:11.34)	0:35.25	+6
7	8 DEFROSTED Jason Taylor	7	65.7 400m	0:11.28 400m	1:37.51 [7] (0:12.95)	1:24.56 [9] (0:12.08)	1:12.48 [9] (0:12.30)	1:00.18 [9] (0:12.59)	0:47.59 [9] (0:12.62)	0:34.97 [8] (0:11.95)	0:23.02 [8] (0:11.28)	0:34.97	+1
8	1 ADMIRAL ASH Zac Sprie	1	65.9 400m	0:11.26 400m	1:37.68 [8] (0:12.93)	1:24.75 [8] (0:11.82)	1:12.93 [8] (0:12.35)	1:00.58 [8] (0:12.73)	0:47.85 [8] (0:12.78)	0:35.07 [9] (0:12.09)	0:22.98 [9] (0:11.26)	0:35.07	+2
9	9 TOM ROCKS Warwick Satherley	5	64.0 400m	0:11.49 400m	1:37.75 [9] (0:12.08)	1:25.67 [1] (0:11.84)	1:13.83 [2] (0:12.41)	1:01.42 [3] (0:12.89)	0:48.53 [3] (0:12.68)	0:35.85 [3] (0:12.12)	0:23.73 [3] (0:11.49)	0:35.85	+0

Scratched: Let's Roll (#7)



Mackay QLD Professional

Race 4: LADBROKES RACING CLUB Class 3 Plate - 1560m

06 June 2024 - 14:19



MACKAY TURF CLUB
Ooralea Racecourse

Track Rating: Good 4, Weather: Fine, Rail Position: +2m Entire

Section				200m				Last 600m		
Field Times				0:11.73 (0:11.73)				0:35.17		
Rank	TAB	Horse/Jockey	Barrier	Top Speed [km/h]	Fastest Section	Margin			Distance Travelled [m]	
1	3	I SAY BOOM Georgina Cartwright	2	67.8 400m	0:11.05 400m	0:11.35 [5] (0:11.35)	1:36.81		0:34.42	
2	4	KING SAMUEL Justin Stanley	8	64.9 400m	0:11.36 400m	0:11.82 [1] (0:11.82)	0.51L		0:35.26	+1
3	5	I'M BLUEY Samantha Collett	3	67.0 400m	0:11.03 400m	0:11.61 [4] (0:11.61)	0.69L		0:34.73	-1
4	10	ROCKY REBEL Dylan Bennett	6	65.8 400m	0:11.02 400m	0:11.81 [2] (0:11.81)	0.71L		0:34.71	+5
5	2	AWESOME SPIRIT Justin Huxtable	9	64.8 400m	0:11.40 400m	0:11.95 [3] (0:11.95)	2.05L		0:35.39	+2
6	6	ROY'S ROAD Ryan Wiggins	10	65.3 400m	0:11.34 400m	0:11.78 [7] (0:11.78)	3.9L		0:35.25	+6
7	8	DEFROSTED Jason Taylor	7	65.7 400m	0:11.28 400m	0:11.74 [8] (0:11.74)	4.1L		0:34.97	+1
8	1	ADMIRAL ASH Zac Sprie	1	65.9 400m	0:11.26 400m	0:11.72 [9] (0:11.72)	5.12L		0:35.07	+2
9	9	TOM ROCKS Warwick Satherley	5	64.0 400m	0:11.49 400m	0:12.24 [6] (0:12.24)	5.52L		0:35.85	+0

Scratched: Let's Roll (#7)



Horse/Jockey Name	I Say Boom
Final Rank	1
Fastest Section Time (Section)	0:11.05 (400m)
Top Speed [km/h] (Section)	67.8 (400m)
Race State	Finished



Mackay QLD Professional

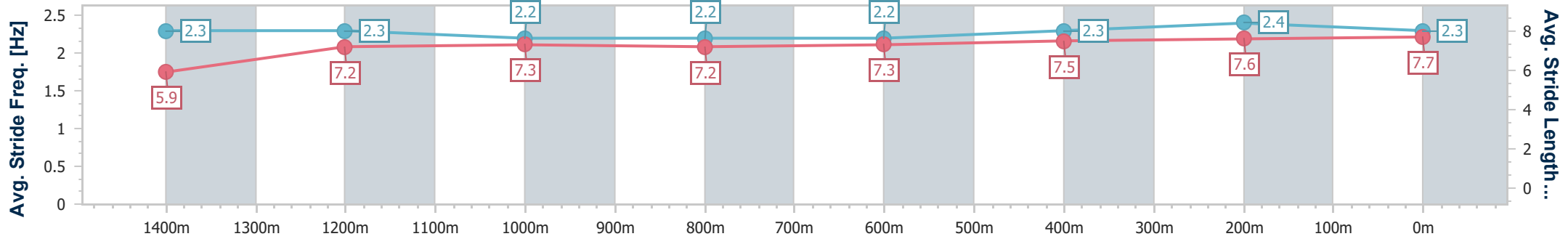
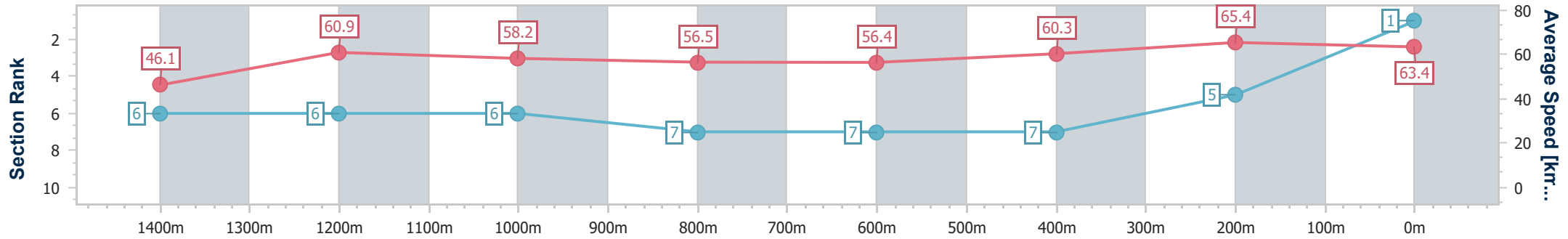
Race 4: LADBROKES RACING CLUB Class 3 Plate - 1560m

06 June 2024 - 14:19

Track Rating: Good 4, Weather: Fine, Rail Position: +2m Entire



Section	Overall	1400m	1200m	1000m	800m	600m	400m	200m					
Section Times	1:36.81 [1] (0:12.47)	1:24.34 [6] (0:11.91)	1:12.43 [6] (0:12.43)	1:00.00 [6] (0:12.77)	0:47.23 [7] (0:12.81)	0:34.42 [7] (0:12.02)	0:22.40 [7] (0:11.05)	0:11.35 [5]					
Average Speed [km/h]	46.1	60.9	58.2	56.5	56.4	60.3	65.4	63.4					
Top Speed [km/h]	63.5	62.4	60.3	57.3	57.4	65.1	67.8	66.7					
Avg. Dist. to Rail [m]	1.3	1.8	1.4	1.7	1.4	0.6	2.4	3.9					
Avg. Stride Freq. [Hz]	2.3	2.3	2.2	2.2	2.2	2.3	2.4	2.3					
Avg. Stride Length [m]	5.9	7.2	7.3	7.2	7.3	7.5	7.6	7.7					



- [] Ranking at each section and finish
- .-.- No data available at this section
- NA No data available



Horse/Jockey Name	King Samuel
Final Rank	2
Fastest Section Time (Section)	0:11.36 (400m)
Top Speed [km/h] (Section)	64.9 (400m)
Race State	Finished



Mackay QLD Professional

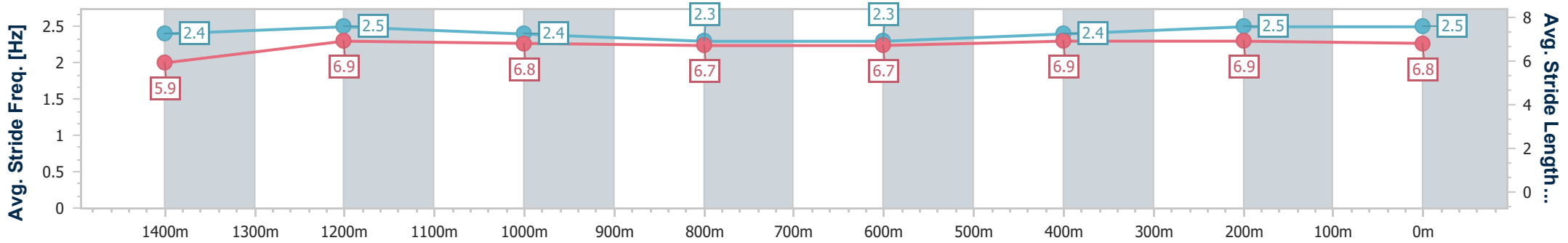
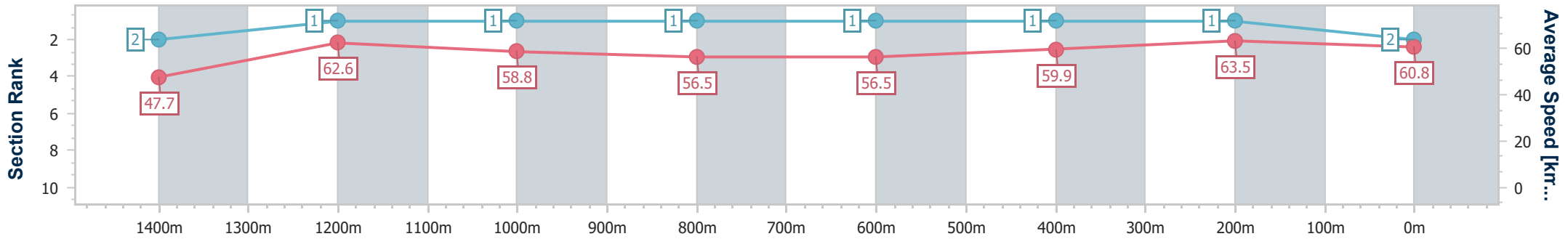
Race 4: LADBROKES RACING CLUB Class 3 Plate - 1560m

06 June 2024 - 14:19

Track Rating: Good 4, Weather: Fine, Rail Position: +2m Entire



Section	Overall	1400m	1200m	1000m	800m	600m	400m	200m
Section Times	1:36.90 [2] (0:12.08)	1:24.82 [2] (0:11.76)	1:13.06 [1] (0:12.27)	1:00.79 [1] (0:12.80)	0:47.99 [1] (0:12.73)	0:35.26 [1] (0:12.08)	0:23.18 [1] (0:11.36)	0:11.82 [1] (0:11.82)
Average Speed [km/h]	47.7	62.6	58.8	56.5	56.5	59.9	63.5	60.8
Top Speed [km/h]	62.5	63.5	63.1	57.8	57.9	62.3	64.9	63.4
Avg. Dist. to Rail [m]	5.5	4.3	1.9	1.0	0.8	0.7	1.7	2.5
Avg. Stride Freq. [Hz]	2.4	2.5	2.4	2.3	2.3	2.4	2.5	2.5
Avg. Stride Length [m]	5.9	6.9	6.8	6.7	6.7	6.9	6.9	6.8



- [] Ranking at each section and finish
- .-.- No data available at this section
- NA No data available



Horse/Jockey Name	I'm Bluey
Final Rank	3
Fastest Section Time (Section)	0:11.03 (400m)
Top Speed [km/h] (Section)	67.0 (400m)
Race State	Finished



Mackay QLD Professional

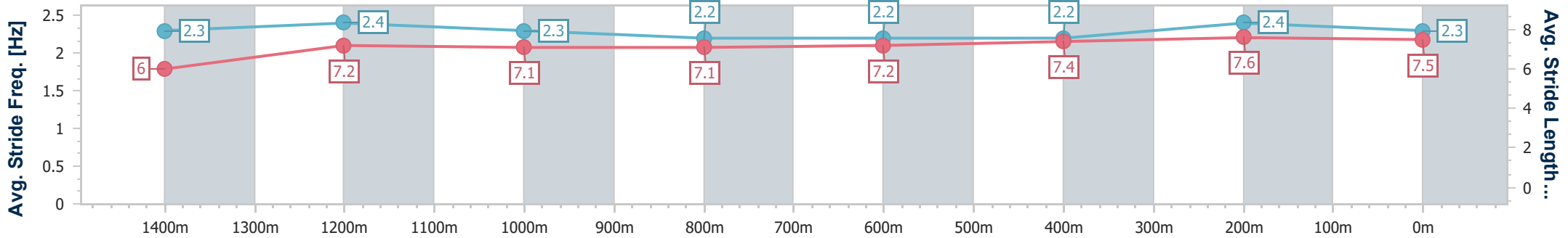
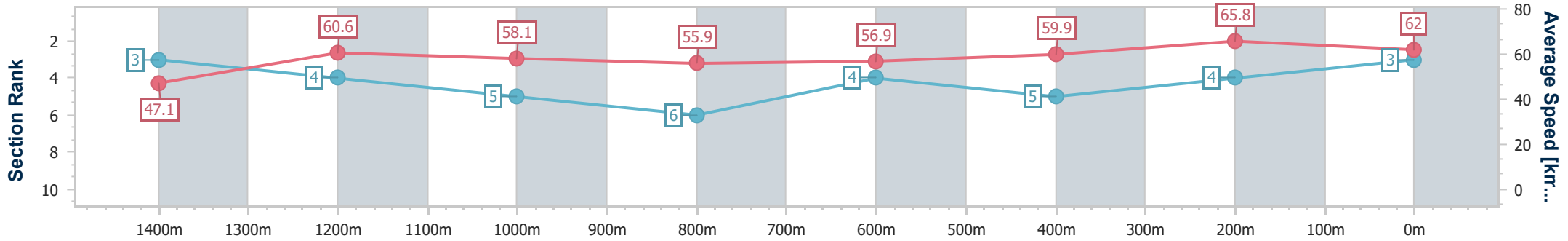
Race 4: LADBROKES RACING CLUB Class 3 Plate - 1560m

06 June 2024 - 14:19

Track Rating: Good 4, Weather: Fine, Rail Position: +2m Entire



Section	Overall	1400m	1200m	1000m	800m	600m	400m	200m
Section Times	1:36.93 [3] (0:12.20)	1:24.73 [3] (0:11.97)	1:12.76 [4] (0:12.44)	1:00.32 [5] (0:12.92)	0:47.40 [6] (0:12.67)	0:34.73 [4] (0:12.09)	0:22.64 [5] (0:11.03)	0:11.61 [4] (0:11.61)
Average Speed [km/h]	47.1	60.6	58.1	55.9	56.9	59.9	65.8	62.0
Top Speed [km/h]	60.3	62.2	58.9	57.2	57.4	63.8	67.0	65.6
Avg. Dist. to Rail [m]	2.3	1.8	1.5	1.2	0.8	0.6	4.9	7.4
Avg. Stride Freq. [Hz]	2.3	2.4	2.3	2.2	2.2	2.2	2.4	2.3
Avg. Stride Length [m]	6.0	7.2	7.1	7.1	7.2	7.4	7.6	7.5



- [] Ranking at each section and finish
- .-.- No data available at this section
- NA No data available



Horse/Jockey Name	Rocky Rebel
Final Rank	4
Fastest Section Time (Section)	0:11.02 (400m)
Top Speed [km/h] (Section)	65.8 (400m)
Race State	Finished



Mackay QLD Professional

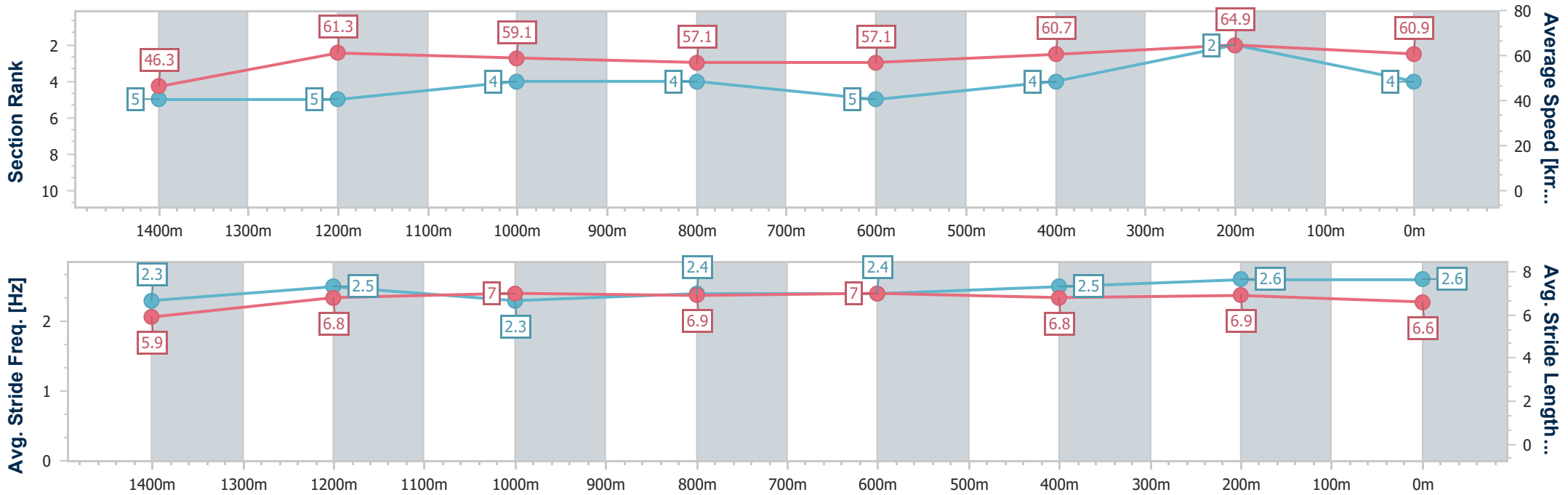
Race 4: LADBROKES RACING CLUB Class 3 Plate - 1560m

06 June 2024 - 14:19

Track Rating: Good 4, Weather: Fine, Rail Position: +2m Entire



Section	Overall	1400m	1200m	1000m	800m	600m	400m	200m
Section Times	1:36.93 [4] (0:12.42)	1:24.51 [5] (0:11.89)	1:12.62 [5] (0:12.21)	1:00.41 [4] (0:12.84)	0:47.57 [4] (0:12.86)	0:34.71 [5] (0:11.88)	0:22.83 [4] (0:11.02)	0:11.81 [2] (0:11.81)
Average Speed [km/h]	46.3	61.3	59.1	57.1	57.1	60.7	64.9	60.9
Top Speed [km/h]	60.3	62.1	61.1	58.8	57.7	64.3	65.8	64.3
Avg. Dist. to Rail [m]	3.5	2.0	3.1	6.0	6.0	1.4	1.6	2.6
Avg. Stride Freq. [Hz]	2.3	2.5	2.3	2.4	2.4	2.5	2.6	2.6
Avg. Stride Length [m]	5.9	6.8	7.0	6.9	7.0	6.8	6.9	6.6



- [] Ranking at each section and finish
- .-.- No data available at this section
- NA No data available



Horse/Jockey Name	Awesome Spirit
Final Rank	5
Fastest Section Time (Section)	0:11.40 (400m)
Top Speed [km/h] (Section)	64.8 (400m)
Race State	Finished



Mackay QLD Professional

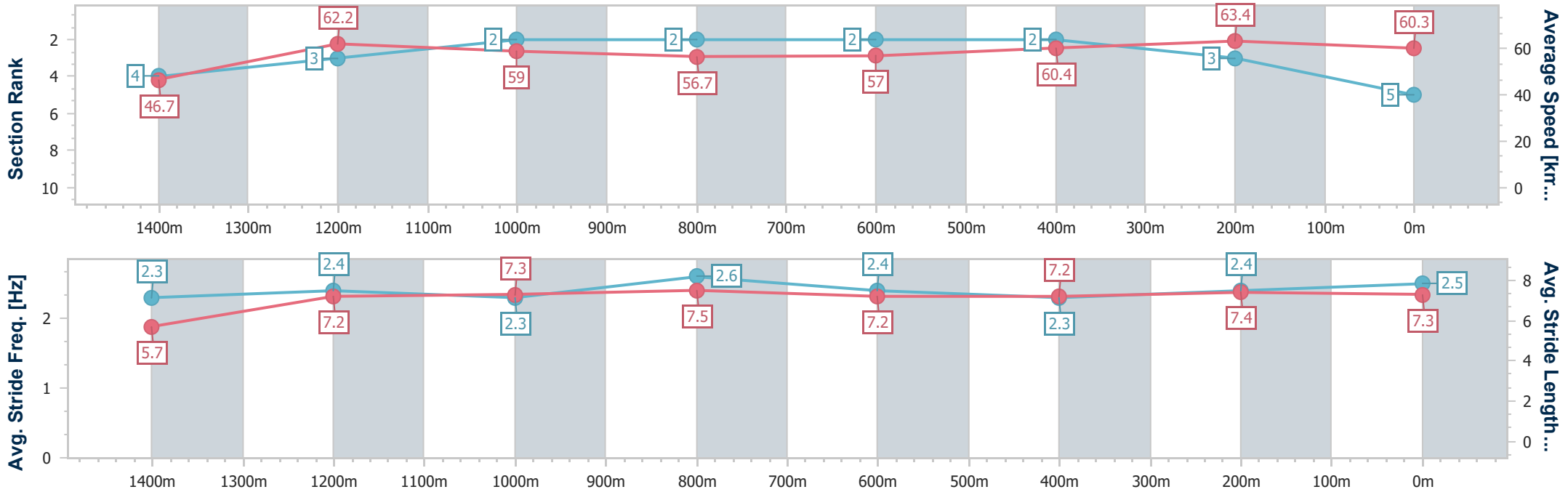
Race 4: LADBROKES RACING CLUB Class 3 Plate - 1560m

06 June 2024 - 14:19

Track Rating: Good 4, Weather: Fine, Rail Position: +2m Entire



Section	Overall	1400m	1200m	1000m	800m	600m	400m	200m
Section Times	1:37.16 [5] (0:12.30)	1:24.86 [4] (0:11.78)	1:13.08 [3] (0:12.22)	1:00.86 [2] (0:12.80)	0:48.06 [2] (0:12.67)	0:35.39 [2] (0:12.04)	0:23.35 [2] (0:11.40)	0:11.95 [3] (0:11.95)
Average Speed [km/h]	46.7	62.2	59.0	56.7	57.0	60.4	63.4	60.3
Top Speed [km/h]	61.2	63.8	60.0	58.2	57.5	62.7	64.8	63.2
Avg. Dist. to Rail [m]	6.1	2.8	2.1	2.1	1.6	1.0	2.6	2.3
Avg. Stride Freq. [Hz]	2.3	2.4	2.3	2.6	2.4	2.3	2.4	2.5
Avg. Stride Length [m]	5.7	7.2	7.3	7.5	7.2	7.2	7.4	7.3



- [] Ranking at each section and finish
- .-.- No data available at this section
- NA No data available



Horse/Jockey Name	Roy's Road
Final Rank	6
Fastest Section Time (Section)	0:11.34 (400m)
Top Speed [km/h] (Section)	65.3 (400m)
Race State	Finished



Mackay QLD Professional

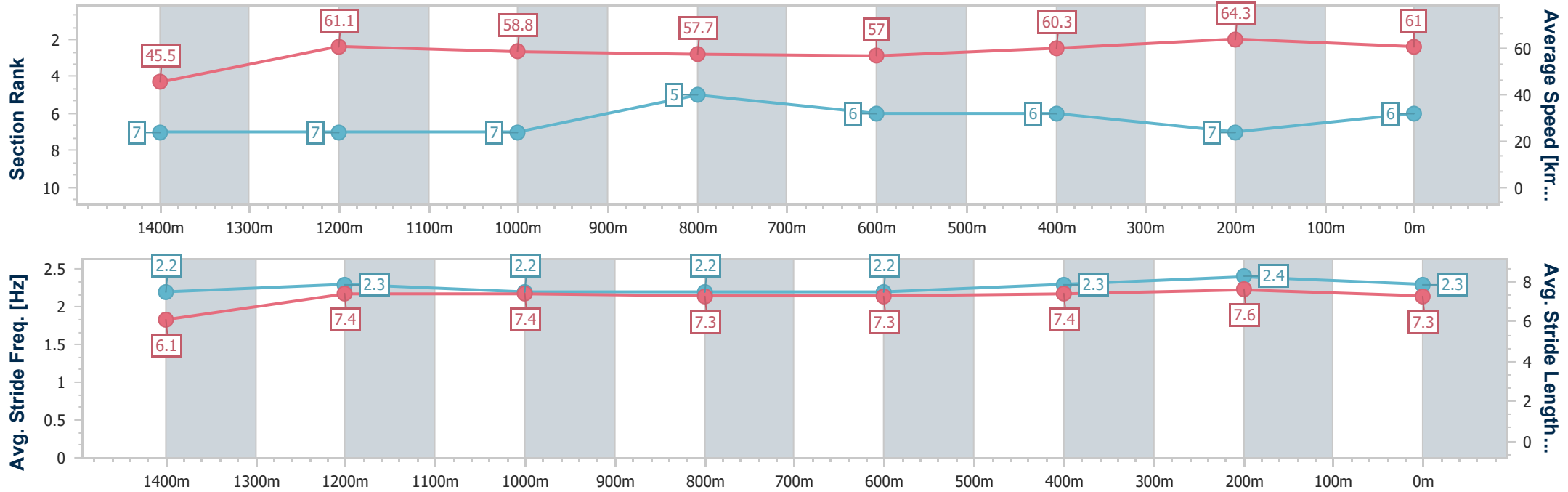
Race 4: LADBROKES RACING CLUB Class 3 Plate - 1560m

06 June 2024 - 14:19

Track Rating: Good 4, Weather: Fine, Rail Position: +2m Entire



Section	Overall	1400m	1200m	1000m	800m	600m	400m	200m
Section Times	1:37.47 [6] (0:12.68)	1:24.79 [7] (0:11.94)	1:12.85 [7] (0:12.27)	1:00.58 [7] (0:12.61)	0:47.97 [5] (0:12.72)	0:35.25 [6] (0:12.13)	0:23.12 [6] (0:11.34)	0:11.78 [7] (0:11.78)
Average Speed [km/h]	45.5	61.1	58.8	57.7	57.0	60.3	64.3	61.0
Top Speed [km/h]	59.0	62.0	60.7	58.7	57.8	64.7	65.3	64.8
Avg. Dist. to Rail [m]	6.0	2.5	2.4	2.7	2.7	2.0	6.3	8.0
Avg. Stride Freq. [Hz]	2.2	2.3	2.2	2.2	2.2	2.3	2.4	2.3
Avg. Stride Length [m]	6.1	7.4	7.4	7.3	7.3	7.4	7.6	7.3



- [] Ranking at each section and finish
- .-.- No data available at this section
- NA No data available



Horse/Jockey Name	Defrosted
Final Rank	7
Fastest Section Time (Section)	0:11.28 (400m)
Top Speed [km/h] (Section)	65.7 (400m)
Race State	Finished



Mackay QLD Professional

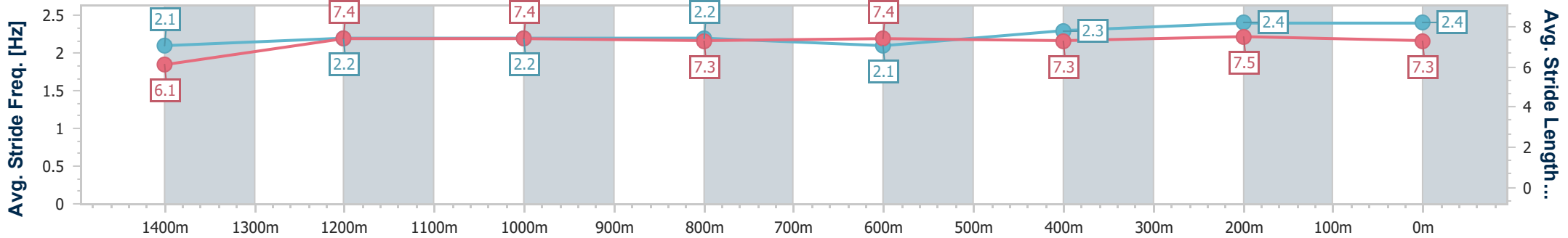
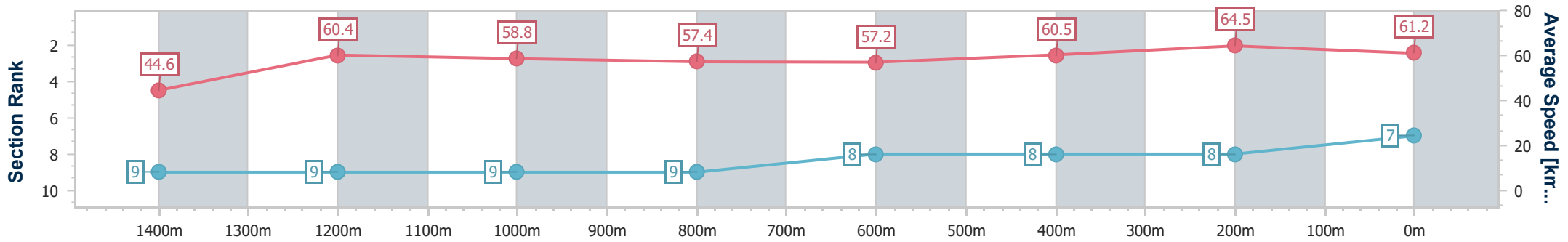
Race 4: LADBROKES RACING CLUB Class 3 Plate - 1560m

06 June 2024 - 14:19

Track Rating: Good 4, Weather: Fine, Rail Position: +2m Entire



Section	Overall	1400m	1200m	1000m	800m	600m	400m	200m
Section Times	1:37.51 [7] (0:12.95)	1:24.56 [9] (0:12.08)	1:12.48 [9] (0:12.30)	1:00.18 [9] (0:12.59)	0:47.59 [9] (0:12.62)	0:34.97 [8] (0:11.95)	0:23.02 [8] (0:11.28)	0:11.74 [8] (0:11.74)
Average Speed [km/h]	44.6	60.4	58.8	57.4	57.2	60.5	64.5	61.2
Top Speed [km/h]	58.8	62.2	60.6	58.7	58.2	63.6	65.7	65.2
Avg. Dist. to Rail [m]	3.8	2.8	2.8	1.3	0.5	1.0	5.2	7.3
Avg. Stride Freq. [Hz]	2.1	2.2	2.2	2.2	2.1	2.3	2.4	2.4
Avg. Stride Length [m]	6.1	7.4	7.4	7.3	7.4	7.3	7.5	7.3



- [] Ranking at each section and finish
- .-.- No data available at this section
- NA No data available



Horse/Jockey Name	Admiral Ash
Final Rank	8
Fastest Section Time (Section)	0:11.26 (400m)
Top Speed [km/h] (Section)	65.9 (400m)
Race State	Finished



Mackay QLD Professional

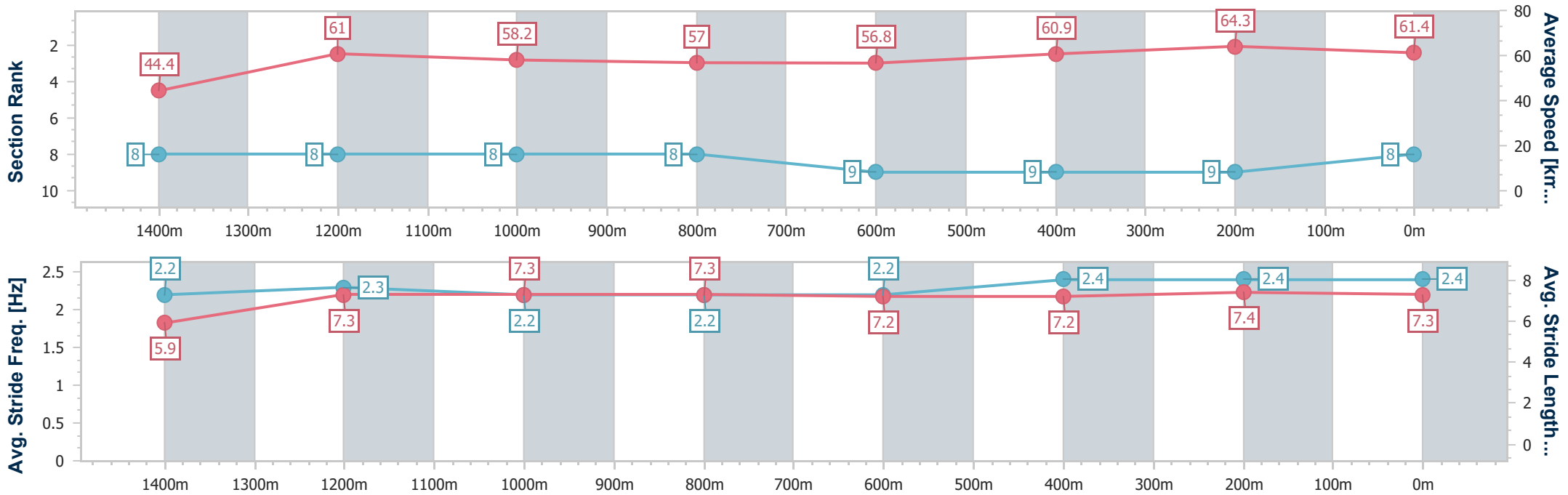
Race 4: LADBROKES RACING CLUB Class 3 Plate - 1560m

06 June 2024 - 14:19

Track Rating: Good 4, Weather: Fine, Rail Position: +2m Entire



Section	Overall	1400m	1200m	1000m	800m	600m	400m	200m
Section Times	1:37.68 [8] (0:12.93)	1:24.75 [8] (0:11.82)	1:12.93 [8] (0:12.35)	1:00.58 [8] (0:12.73)	0:47.85 [8] (0:12.78)	0:35.07 [9] (0:12.09)	0:22.98 [9] (0:11.26)	0:11.72 [9] (0:11.72)
Average Speed [km/h]	44.4	61.0	58.2	57.0	56.8	60.9	64.3	61.4
Top Speed [km/h]	60.0	62.0	61.0	58.5	58.2	65.1	65.9	65.2
Avg. Dist. to Rail [m]	1.1	0.2	0.5	1.9	2.3	2.8	4.7	4.1
Avg. Stride Freq. [Hz]	2.2	2.3	2.2	2.2	2.2	2.4	2.4	2.4
Avg. Stride Length [m]	5.9	7.3	7.3	7.3	7.2	7.2	7.4	7.3



- [] Ranking at each section and finish
- .-.- No data available at this section
- NA No data available



Horse/Jockey Name	Tom Rocks
Final Rank	9
Fastest Section Time (Section)	0:11.49 (400m)
Top Speed [km/h] (Section)	64.0 (400m)
Race State	Finished



Mackay QLD Professional

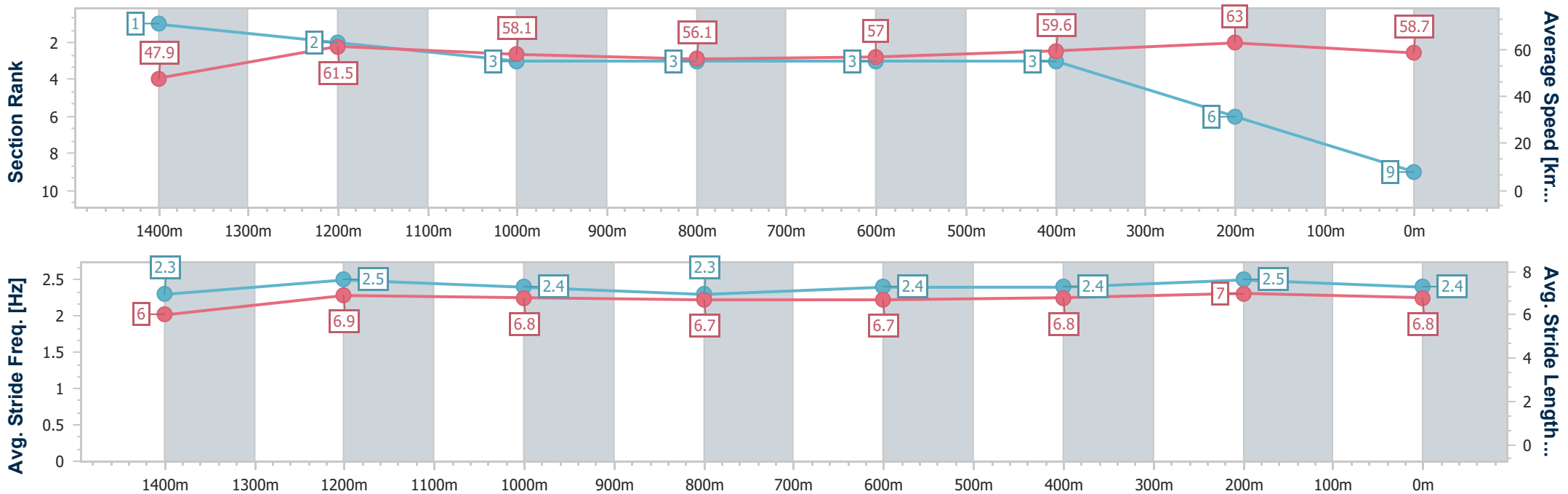
Race 4: LADBROKES RACING CLUB Class 3 Plate - 1560m

06 June 2024 - 14:19

Track Rating: Good 4, Weather: Fine, Rail Position: +2m Entire



Section	Overall	1400m	1200m	1000m	800m	600m	400m	200m
Section Times	1:37.75 [9] (0:12.08)	1:25.67 [1] (0:11.84)	1:13.83 [2] (0:12.41)	1:01.42 [3] (0:12.89)	0:48.53 [3] (0:12.68)	0:35.85 [3] (0:12.12)	0:23.73 [3] (0:11.49)	0:12.24 [6] (0:12.24)
Average Speed [km/h]	47.9	61.5	58.1	56.1	57.0	59.6	63.0	58.7
Top Speed [km/h]	61.8	62.7	59.9	57.2	57.7	62.4	64.0	62.9
Avg. Dist. to Rail [m]	3.8	2.8	1.3	1.2	0.8	0.5	3.4	4.5
Avg. Stride Freq. [Hz]	2.3	2.5	2.4	2.3	2.4	2.4	2.5	2.4
Avg. Stride Length [m]	6.0	6.9	6.8	6.7	6.7	6.8	7.0	6.8



- [] Ranking at each section and finish
- .-.- No data available at this section
- NA No data available



Mackay QLD Professional
Race 5: BOOK FOR MACKAY CUP SATURDAY 10TH AUGUST Class 1
Handicap - 1300m
06 June 2024 - 14:55



MACKAY TURF CLUB
 Ooralea Racecourse

Track Rating: Good 4, Weather: Fine, Rail Position: +2m Entire

Section		Overall	1200m	1000m	800m	600m	400m	Last 600m				
Field Times		1:17.77 (0:08.35)	1:09.42 (0:10.83)	0:58.59 (0:11.15)	0:47.44 (0:11.39)	0:36.05 (0:11.78)	0:24.27 (0:12.03)	0:36.05				
Rank	TAB Horse/Jockey	Barrier	Top Speed [km/h]	Fastest Section					Distance Travelled [m]			
1	11 CHILLI PALMER Nathan Thomas	8	67.2 1200m	0:08.47 Overall	1:17.77 [1] (0:08.47)	1:09.30 [3] (0:11.08)	0:58.22 [5] (0:11.25)	0:46.97 [5] (0:11.52)	0:35.45 [5] (0:11.91)	0:23.54 [5] (0:11.51)	0:35.45	
2	10 DIVINE HUNTER Zac Sprie	2	66.5 1200m	0:08.48 Overall	1:17.80 [2] (0:08.48)	1:09.32 [4] (0:10.95)	0:58.37 [4] (0:11.22)	0:47.15 [4] (0:11.49)	0:35.66 [4] (0:11.74)	0:23.92 [3] (0:11.81)	0:35.66	-10
3	3 ROC DE RUSSIAN Justin Stanley	3	65.2 1000m	0:08.50 Overall	1:17.88 [3] (0:08.50)	1:09.38 [6] (0:11.19)	0:58.19 [6] (0:11.25)	0:46.94 [6] (0:11.43)	0:35.51 [6] (0:11.67)	0:23.84 [4] (0:11.70)	0:35.51	-9
4	9 CASA FAGLIANO Warwick Satherley	4	66.8 1200m	0:08.66 Overall	1:18.00 [4] (0:08.66)	1:09.34 [9] (0:11.19)	0:58.15 [7] (0:11.33)	0:46.82 [7] (0:11.57)	0:35.25 [7] (0:11.79)	0:23.46 [7] (0:11.57)	0:35.25	-3
5	8 VOLARCHI Samantha Collett	6	66.2 1200m	0:08.66 Overall	1:18.23 [5] (0:08.66)	1:09.57 [8] (0:11.48)	0:58.09 [9] (0:11.24)	0:46.85 [9] (0:11.55)	0:35.30 [8] (0:11.78)	0:23.52 [8] (0:11.71)	0:35.30	-8
6	7 LET'S ROLL Jason Taylor	9	67.8 1000m	0:08.37 Overall	1:18.33 [6] (0:08.37)	1:09.96 [2] (0:10.94)	0:59.02 [2] (0:11.13)	0:47.89 [2] (0:11.43)	0:36.46 [2] (0:11.80)	0:24.66 [2] (0:11.99)	0:36.46	-4
7	4 MASONRY MAN Georgina Cartwright	7	67.6 1200m	0:08.49 Overall	1:18.39 [7] (0:08.49)	1:09.90 [5] (0:10.87)	0:59.03 [3] (0:11.21)	0:47.82 [3] (0:11.54)	0:36.28 [3] (0:12.20)	0:24.08 [6] (0:11.81)	0:36.28	-2
8	1 TERMINUS Ashley Butler	1	67.8 1200m	0:08.35 Overall	1:18.49 [8] (0:08.35)	1:10.14 [1] (0:10.83)	0:59.31 [1] (0:11.15)	0:48.16 [1] (0:11.39)	0:36.77 [1] (0:11.78)	0:24.99 [1] (0:12.03)	0:36.77	-11
9	2 HEZABUSYBEE Melea Castle	10	66.0 1200m	0:08.65 Overall	1:19.33 [9] (0:08.65)	1:10.68 [7] (0:11.32)	0:59.36 [8] (0:11.29)	0:48.07 [8] (0:11.68)	0:36.39 [9] (0:11.98)	0:24.41 [11] (0:11.87)	0:36.39	+0
10	12 GALACTIC ROCK Isabella Teh	11	66.1 1200m	0:09.07 Overall	1:19.40 [10] (0:09.07)	1:10.33 [11] (0:11.27)	0:59.06 [11] (0:11.30)	0:47.76 [11] (0:11.59)	0:36.17 [11] (0:11.64)	0:24.53 [10] (0:11.78)	0:36.17	+2

Scratched: Wandjina Spirit (#5)

[] Ranking at each section and finish
 :---: No data available at this section
 NA No data available

SCN Saddle cloth number
 DNF Did not finish
 DNT Did not track



Mackay QLD Professional
Race 5: BOOK FOR MACKAY CUP SATURDAY 10TH AUGUST Class 1
Handicap - 1300m
06 June 2024 - 14:55



MACKAY TURF CLUB
 Ooralea Racecourse

Track Rating: Good 4, Weather: Fine, Rail Position: +2m Entire

Section	Overall	1200m	1000m	800m	600m	400m	Last 600m
Field Times	1:17.77 (0:08.35)	1:09.42 (0:10.83)	0:58.59 (0:11.15)	0:47.44 (0:11.39)	0:36.05 (0:11.78)	0:24.27 (0:12.03)	0:36.05

Rank	TAB	Horse/Jockey	Barrier	Top Speed [km/h]	Fastest Section	Distance Travelled [m]
11	6	DENSITY	12	66.7	0:09.06	
		Chelsea Jokic		1200m	Overall	+3

Scratched: Wandjina Spirit (#5)

[] Ranking at each section and finish
 -:-:- No data available at this section
 NA No data available

SCN Saddle cloth number
 DNF Did not finish
 DNT Did not track



Mackay QLD Professional
Race 5: BOOK FOR MACKAY CUP SATURDAY 10TH AUGUST Class 1
Handicap - 1300m
06 June 2024 - 14:55



Track Rating: Good 4, Weather: Fine, Rail Position: +2m Entire

Section				200m				Last 600m	
Field Times				0:12.24 (0:12.24)				0:36.05	
Rank	TAB	Horse/Jockey	Barrier	Top Speed [km/h]	Fastest Section	Margin			Distance Travelled [m]
1	11	CHILLI PALMER Nathan Thomas	8	67.2 1200m	0:08.47 Overall	0:12.03 [5] (0:12.03)	1:17.77		0:35.45
2	10	DIVINE HUNTER Zac Sprie	2	66.5 1200m	0:08.48 Overall	0:12.11 [3] (0:12.11)	0.17L		0:35.66 -10
3	3	ROC DE RUSSIAN Justin Stanley	3	65.2 1000m	0:08.50 Overall	0:12.14 [4] (0:12.14)	0.61L		0:35.51 -9
4	9	CASA FAGLIANO Warwick Satherley	4	66.8 1200m	0:08.66 Overall	0:11.89 [6] (0:11.89)	1.35L		0:35.25 -3
5	8	VOLARCHI Samantha Collett	6	66.2 1200m	0:08.66 Overall	0:11.81 [8] (0:11.81)	2.68L		0:35.30 -8
6	7	LET'S ROLL Jason Taylor	9	67.8 1000m	0:08.37 Overall	0:12.67 [2] (0:12.67)	3.3L		0:36.46 -4
7	4	MASONRY MAN Georgina Cartwright	7	67.6 1200m	0:08.49 Overall	0:12.27 [7] (0:12.27)	3.65L		0:36.28 -2
8	1	TERMINUS Ashley Butler	1	67.8 1200m	0:08.35 Overall	0:12.96 [1] (0:12.96)	4.26L		0:36.77 -11
9	2	HEZABUSYBEE Melea Castle	10	66.0 1200m	0:08.65 Overall	0:12.54 [11] (0:12.54)	9.2L		0:36.39 +0
10	12	GALACTIC ROCK Isabella Teh	11	66.1 1200m	0:09.07 Overall	0:12.75 [9] (0:12.75)	9.6L		0:36.17 +2

Scratched: Wandjina Spirit (#5)

[] Ranking at each section and finish
 -:-:- No data available at this section
 NA No data available

SCN Saddle cloth number
 DNF Did not finish
 DNT Did not track



Mackay QLD Professional
Race 5: BOOK FOR MACKAY CUP SATURDAY 10TH AUGUST Class 1
Handicap - 1300m
06 June 2024 - 14:55



MACKAY TURF CLUB

Ooralea Racecourse

Track Rating: Good 4, Weather: Fine, Rail Position: +2m Entire

Section		200m		Last 600m		
Field Times		0:12.24 (0:12.24)		0:36.05		
Rank	TAB Horse/Jockey	Barrier	Top Speed [km/h]	Fastest Section	Margin	Distance Travelled [m]
11	6 DENSITY	12	66.7	0:09.06	0:12.93 [10]	11.03L
	Chelsea Jokic		1200m	Overall	(0:12.93)	0:36.56 +3

Scratched: Wandjina Spirit (#5)

[] Ranking at each section and finish
 -:-:- No data available at this section
 NA No data available

SCN Saddle cloth number
 DNF Did not finish
 DNT Did not track



Horse/Jockey Name	Chilli Palmer
Final Rank	1
Fastest Section Time (Section)	0:08.47 (Overall)
Top Speed [km/h] (Section)	67.2 (1200m)
Race State	Finished



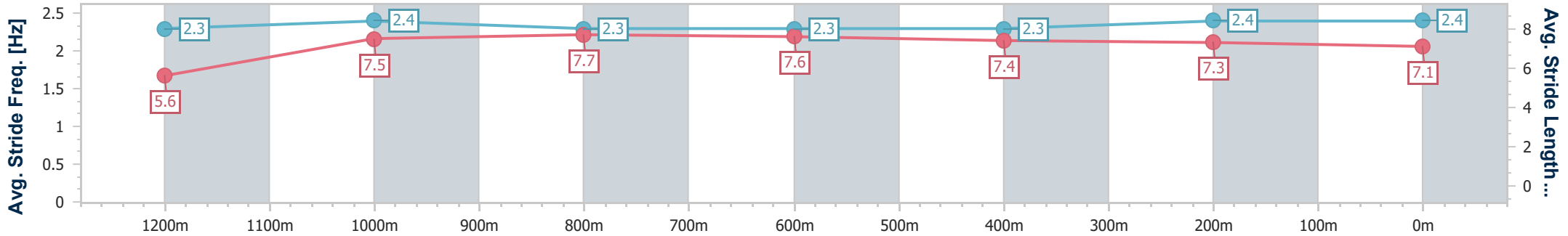
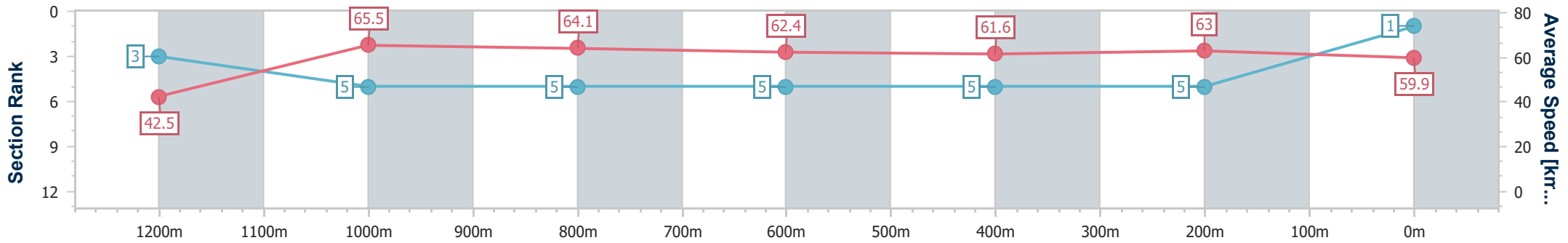
Mackay QLD Professional
Race 5: BOOK FOR MACKAY CUP SATURDAY 10TH AUGUST
Class 1 Handicap - 1300m



06 June 2024 - 14:55

Track Rating: Good 4, Weather: Fine, Rail Position: +2m Entire

Section	Overall	1200m	1000m	800m	600m	400m	200m
Section Times	1:17.77 [1] (0:08.47)	1:09.30 [3] (0:11.08)	0:58.22 [5] (0:11.25)	0:46.97 [5] (0:11.52)	0:35.45 [5] (0:11.91)	0:23.54 [5] (0:11.51)	0:12.03 [5] (0:12.03)
Average Speed [km/h]	42.5	65.5	64.1	62.4	61.6	63.0	59.9
Top Speed [km/h]	62.7	67.2	65.3	63.3	63.8	64.6	62.7
Avg. Dist. to Rail [m]	8.0	3.5	0.5	0.6	2.6	4.1	4.5
Avg. Stride Freq. [Hz]	2.3	2.4	2.3	2.3	2.3	2.4	2.4
Avg. Stride Length [m]	5.6	7.5	7.7	7.6	7.4	7.3	7.1



- [] Ranking at each section and finish
- .-.- No data available at this section
- NA No data available



Horse/Jockey Name	Divine Hunter
Final Rank	2
Fastest Section Time (Section)	0:08.48 (Overall)
Top Speed [km/h] (Section)	66.5 (1200m)
Race State	Finished



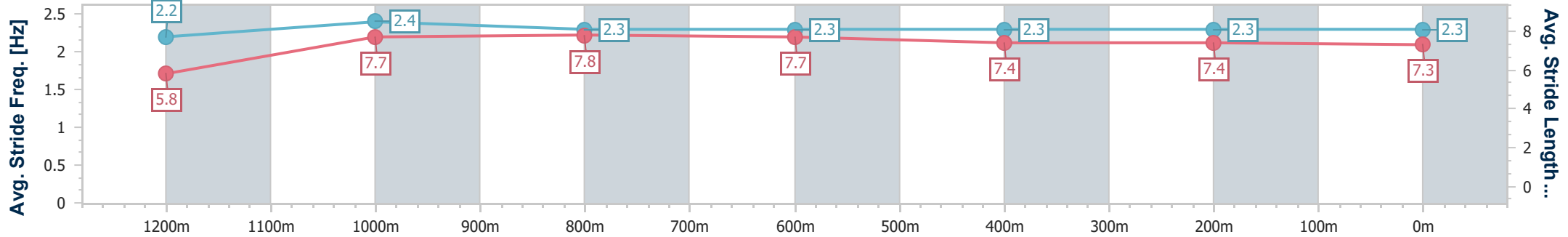
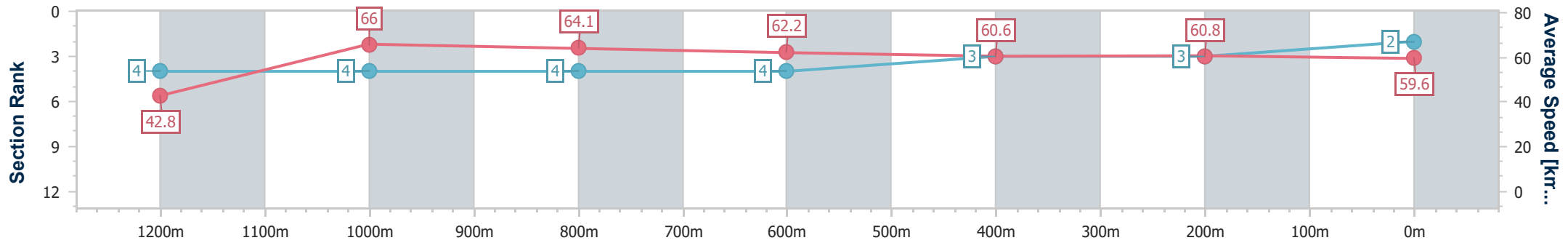
Mackay QLD Professional
Race 5: BOOK FOR MACKAY CUP SATURDAY 10TH AUGUST
Class 1 Handicap - 1300m



06 June 2024 - 14:55

Track Rating: Good 4, Weather: Fine, Rail Position: +2m Entire

Section	Overall	1200m	1000m	800m	600m	400m	200m
Section Times	1:17.80 [2] (0:08.48)	1:09.32 [4] (0:10.95)	0:58.37 [4] (0:11.22)	0:47.15 [4] (0:11.49)	0:35.66 [4] (0:11.74)	0:23.92 [3] (0:11.81)	0:12.11 [3] (0:12.11)
Average Speed [km/h]	42.8	66.0	64.1	62.2	60.6	60.8	59.6
Top Speed [km/h]	64.1	66.5	66.3	62.9	61.2	62.0	61.1
Avg. Dist. to Rail [m]	5.3	2.2	0.5	1.4	1.4	0.6	0.5
Avg. Stride Freq. [Hz]	2.2	2.4	2.3	2.3	2.3	2.3	2.3
Avg. Stride Length [m]	5.8	7.7	7.8	7.7	7.4	7.4	7.3



- [] Ranking at each section and finish
- .-.- No data available at this section
- NA No data available



Horse/Jockey Name	Roc De Russian
Final Rank	3
Fastest Section Time (Section)	0:08.50 (Overall)
Top Speed [km/h] (Section)	65.2 (1000m)
Race State	Finished



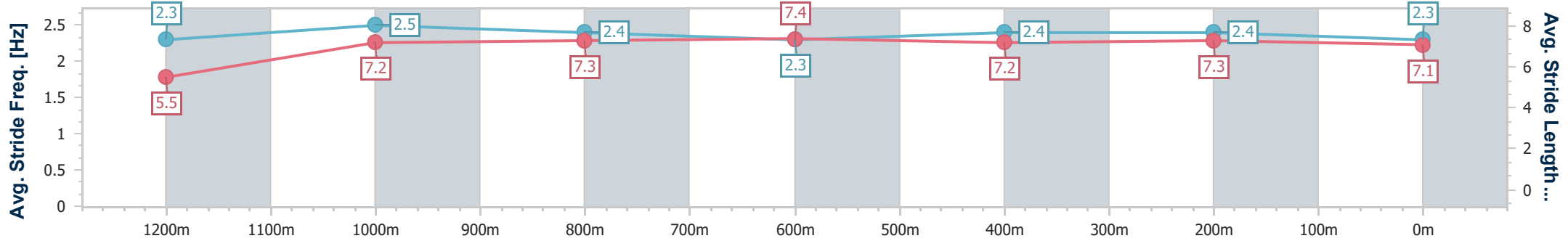
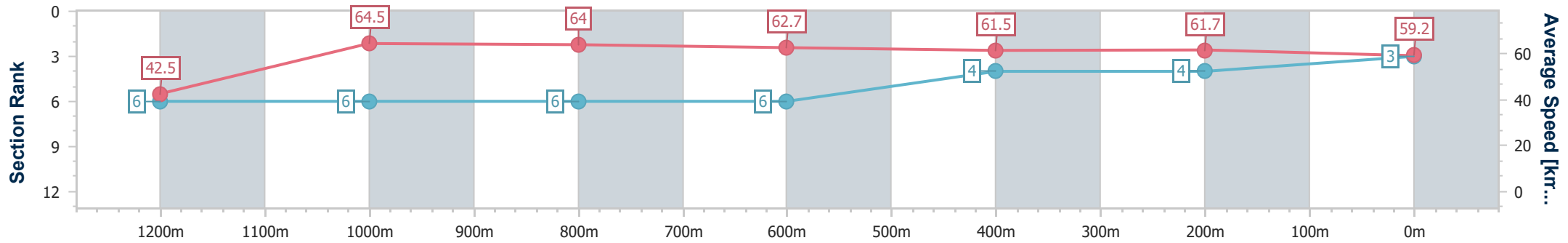
Mackay QLD Professional
Race 5: BOOK FOR MACKAY CUP SATURDAY 10TH AUGUST
Class 1 Handicap - 1300m



06 June 2024 - 14:55

Track Rating: Good 4, Weather: Fine, Rail Position: +2m Entire

Section	Overall	1200m	1000m	800m	600m	400m	200m
Section Times	1:17.88 [3] (0:08.50)	1:09.38 [6] (0:11.19)	0:58.19 [6] (0:11.25)	0:46.94 [6] (0:11.43)	0:35.51 [6] (0:11.67)	0:23.84 [4] (0:11.70)	0:12.14 [4] (0:12.14)
Average Speed [km/h]	42.5	64.5	64.0	62.7	61.5	61.7	59.2
Top Speed [km/h]	62.3	65.2	65.2	63.2	62.4	62.9	62.4
Avg. Dist. to Rail [m]	5.6	1.7	0.5	1.2	0.7	1.9	2.5
Avg. Stride Freq. [Hz]	2.3	2.5	2.4	2.3	2.4	2.4	2.3
Avg. Stride Length [m]	5.5	7.2	7.3	7.4	7.2	7.3	7.1



- [] Ranking at each section and finish
- .-.- No data available at this section
- NA No data available



Horse/Jockey Name	Casa Fagliano
Final Rank	4
Fastest Section Time (Section)	0:08.66 (Overall)
Top Speed [km/h] (Section)	66.8 (1200m)
Race State	Finished



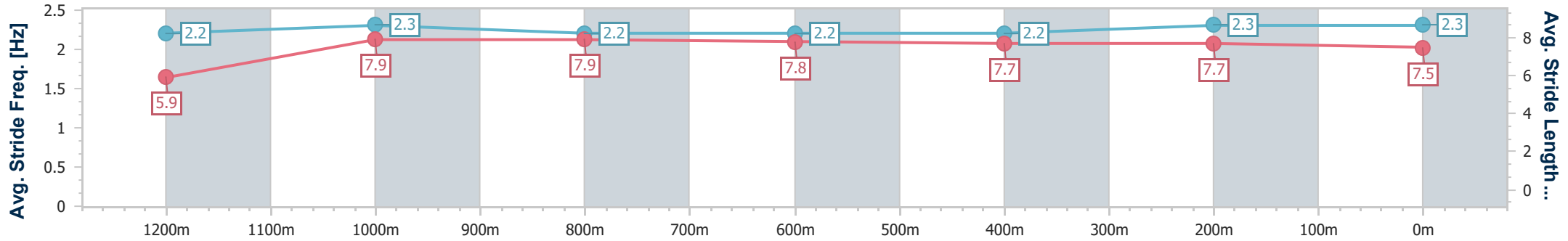
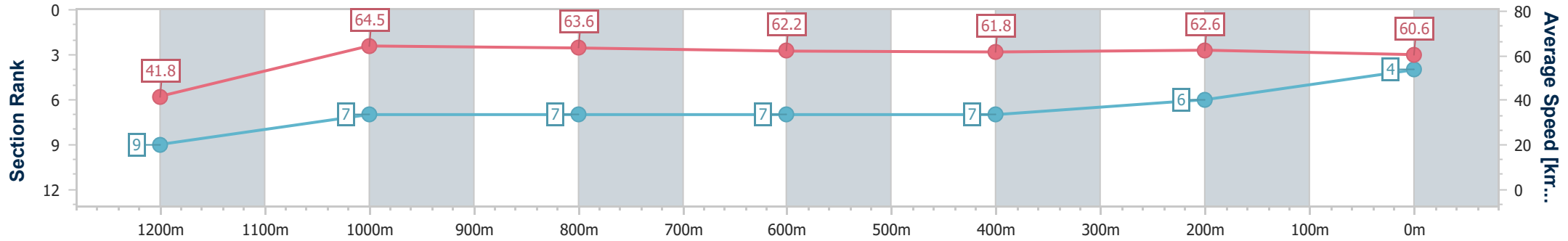
Mackay QLD Professional
Race 5: BOOK FOR MACKAY CUP SATURDAY 10TH AUGUST
Class 1 Handicap - 1300m



06 June 2024 - 14:55

Track Rating: Good 4, Weather: Fine, Rail Position: +2m Entire

Section	Overall	1200m	1000m	800m	600m	400m	200m
Section Times	1:18.00 [4] (0:08.66)	1:09.34 [9] (0:11.19)	0:58.15 [7] (0:11.33)	0:46.82 [7] (0:11.57)	0:35.25 [7] (0:11.79)	0:23.46 [7] (0:11.57)	0:11.89 [6]
Average Speed [km/h]	41.8	64.5	63.6	62.2	61.8	62.6	60.6
Top Speed [km/h]	62.4	66.8	65.3	63.1	63.1	63.1	62.5
Avg. Dist. to Rail [m]	6.1	2.5	0.7	0.4	1.6	4.0	4.9
Avg. Stride Freq. [Hz]	2.2	2.3	2.2	2.2	2.2	2.3	2.3
Avg. Stride Length [m]	5.9	7.9	7.9	7.8	7.7	7.7	7.5



- [] Ranking at each section and finish
- .-.- No data available at this section
- NA No data available



Horse/Jockey Name	Volarchi
Final Rank	5
Fastest Section Time (Section)	0:08.66 (Overall)
Top Speed [km/h] (Section)	66.2 (1200m)
Race State	Finished



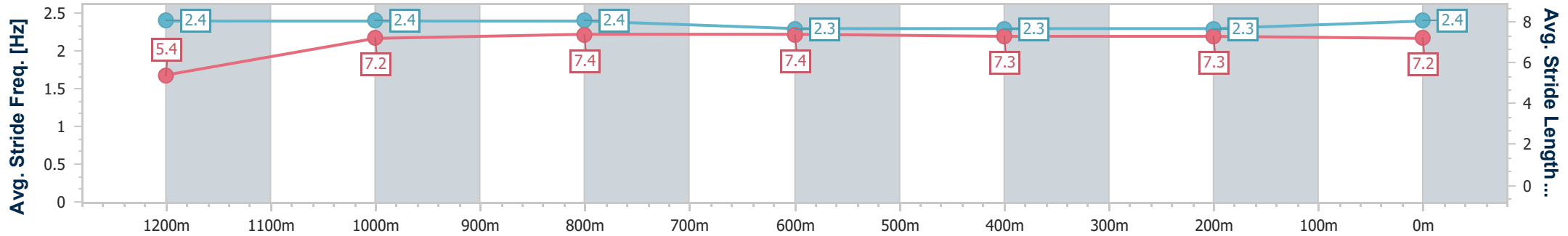
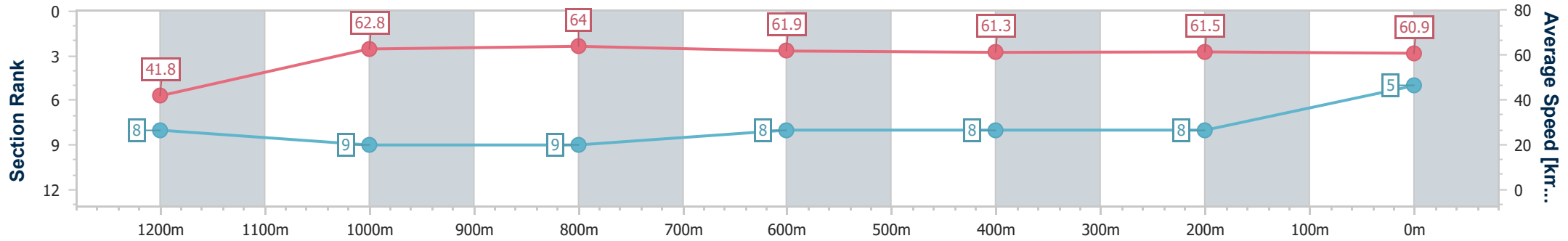
Mackay QLD Professional
Race 5: BOOK FOR MACKAY CUP SATURDAY 10TH AUGUST
Class 1 Handicap - 1300m



06 June 2024 - 14:55

Track Rating: Good 4, Weather: Fine, Rail Position: +2m Entire

Section	Overall	1200m	1000m	800m	600m	400m	200m
Section Times	1:18.23 [5] (0:08.66)	1:09.57 [8] (0:11.48)	0:58.09 [9] (0:11.24)	0:46.85 [9] (0:11.55)	0:35.30 [8] (0:11.78)	0:23.52 [8] (0:11.71)	0:11.81 [8] (0:11.81)
Average Speed [km/h]	41.8	62.8	64.0	61.9	61.3	61.5	60.9
Top Speed [km/h]	59.2	66.2	66.2	64.1	62.0	62.5	62.6
Avg. Dist. to Rail [m]	7.0	2.0	0.6	0.9	0.4	2.0	5.0
Avg. Stride Freq. [Hz]	2.4	2.4	2.4	2.3	2.3	2.3	2.4
Avg. Stride Length [m]	5.4	7.2	7.4	7.4	7.3	7.3	7.2



- [] Ranking at each section and finish
- .-.- No data available at this section
- NA No data available



Horse/Jockey Name	Let's Roll
Final Rank	6
Fastest Section Time (Section)	0:08.37 (Overall)
Top Speed [km/h] (Section)	67.8 (1000m)
Race State	Finished



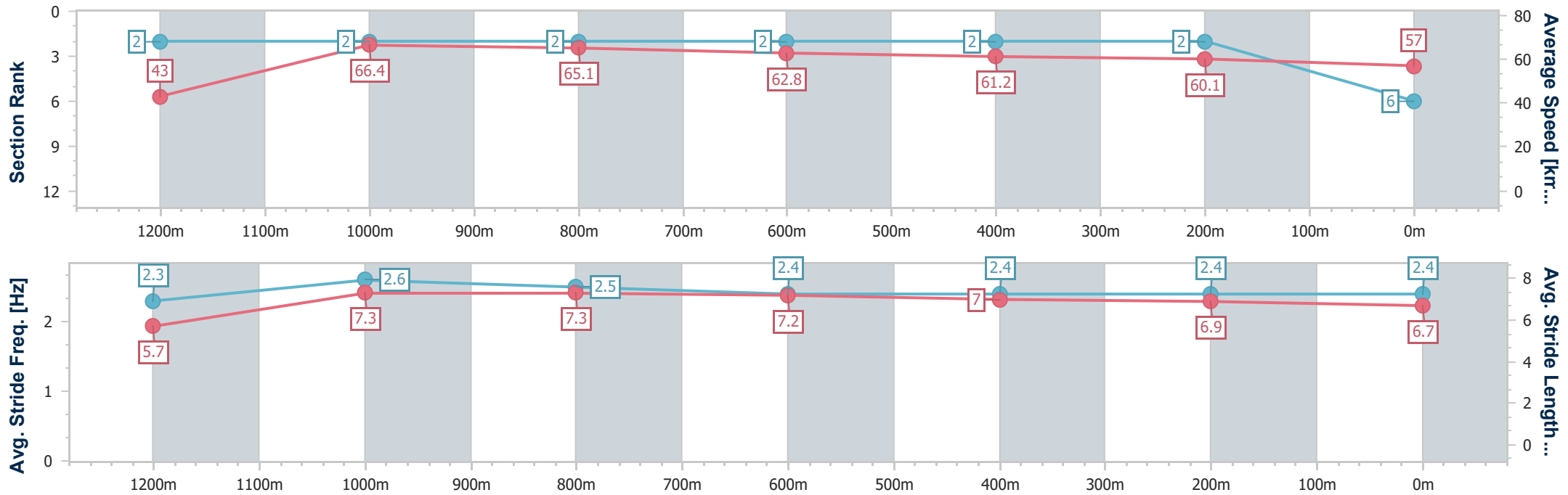
Mackay QLD Professional
Race 5: BOOK FOR MACKAY CUP SATURDAY 10TH AUGUST
Class 1 Handicap - 1300m



06 June 2024 - 14:55

Track Rating: Good 4, Weather: Fine, Rail Position: +2m Entire

Section	Overall	1200m	1000m	800m	600m	400m	200m
Section Times	1:18.33 [6] (0:08.37)	1:09.96 [2] (0:10.94)	0:59.02 [2] (0:11.13)	0:47.89 [2] (0:11.43)	0:36.46 [2] (0:11.80)	0:24.66 [2] (0:11.99)	0:12.67 [2] (0:12.67)
Average Speed [km/h]	43.0	66.4	65.1	62.8	61.2	60.1	57.0
Top Speed [km/h]	63.9	67.7	67.8	64.4	63.5	61.4	59.5
Avg. Dist. to Rail [m]	9.3	5.5	1.5	0.7	1.2	2.7	2.9
Avg. Stride Freq. [Hz]	2.3	2.6	2.5	2.4	2.4	2.4	2.4
Avg. Stride Length [m]	5.7	7.3	7.3	7.2	7.0	6.9	6.7



- [] Ranking at each section and finish
- .-.- No data available at this section
- NA No data available



Horse/Jockey Name	Masonry Man
Final Rank	7
Fastest Section Time (Section)	0:08.49 (Overall)
Top Speed [km/h] (Section)	67.6 (1200m)
Race State	Finished



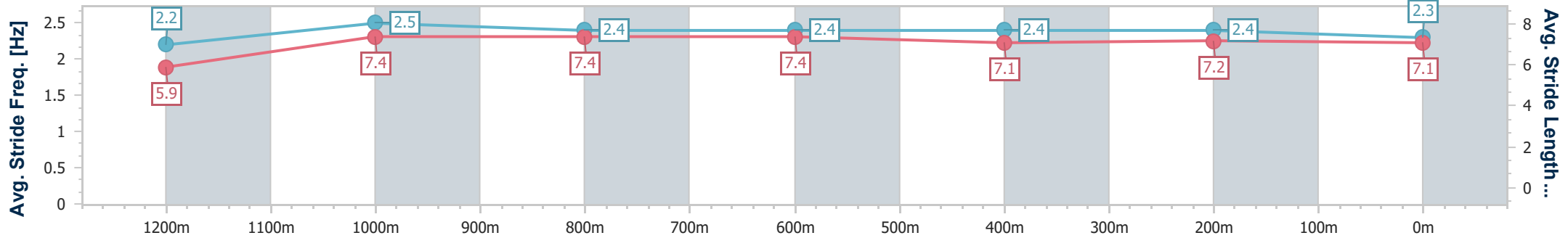
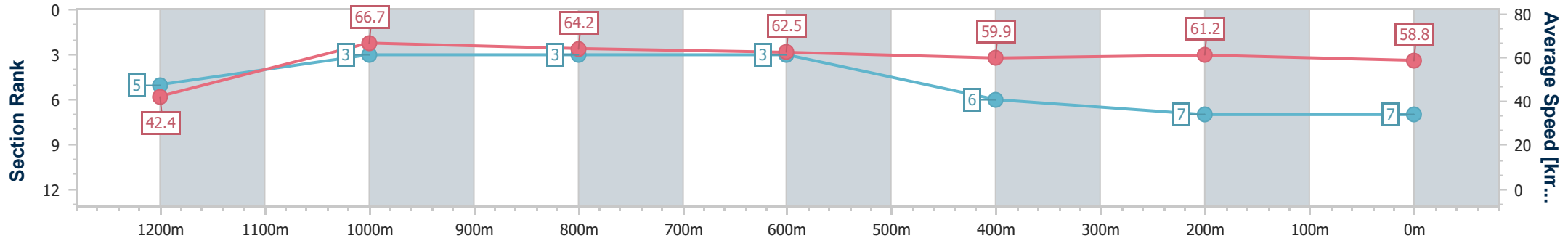
Mackay QLD Professional
Race 5: BOOK FOR MACKAY CUP SATURDAY 10TH AUGUST
Class 1 Handicap - 1300m



06 June 2024 - 14:55

Track Rating: Good 4, Weather: Fine, Rail Position: +2m Entire

Section	Overall	1200m	1000m	800m	600m	400m	200m
Section Times	1:18.39 [7] (0:08.49)	1:09.90 [5] (0:10.87)	0:59.03 [3] (0:11.21)	0:47.82 [3] (0:11.54)	0:36.28 [3] (0:12.20)	0:24.08 [6] (0:11.81)	0:12.27 [7] (0:12.27)
Average Speed [km/h]	42.4	66.7	64.2	62.5	59.9	61.2	58.8
Top Speed [km/h]	63.5	67.6	66.2	62.9	61.9	63.1	62.1
Avg. Dist. to Rail [m]	7.6	2.9	0.5	0.5	2.0	2.6	4.2
Avg. Stride Freq. [Hz]	2.2	2.5	2.4	2.4	2.4	2.4	2.3
Avg. Stride Length [m]	5.9	7.4	7.4	7.4	7.1	7.2	7.1



- [] Ranking at each section and finish
- .-.- No data available at this section
- NA No data available



Horse/Jockey Name	Terminus
Final Rank	8
Fastest Section Time (Section)	0:08.35 (Overall)
Top Speed [km/h] (Section)	67.8 (1200m)
Race State	Finished



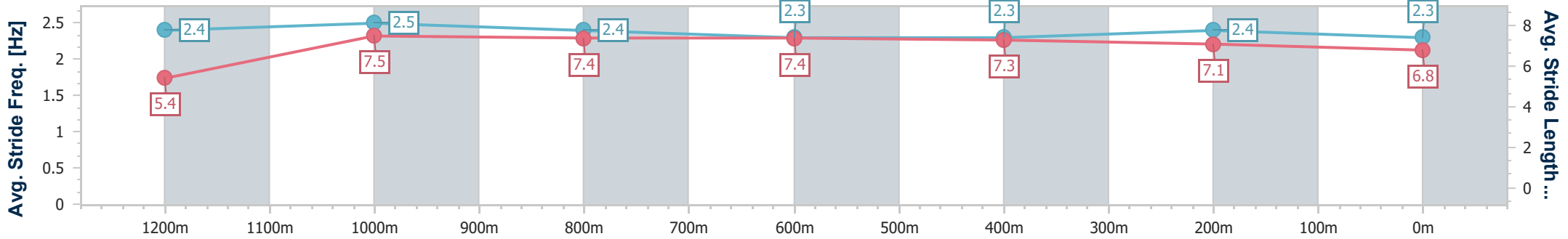
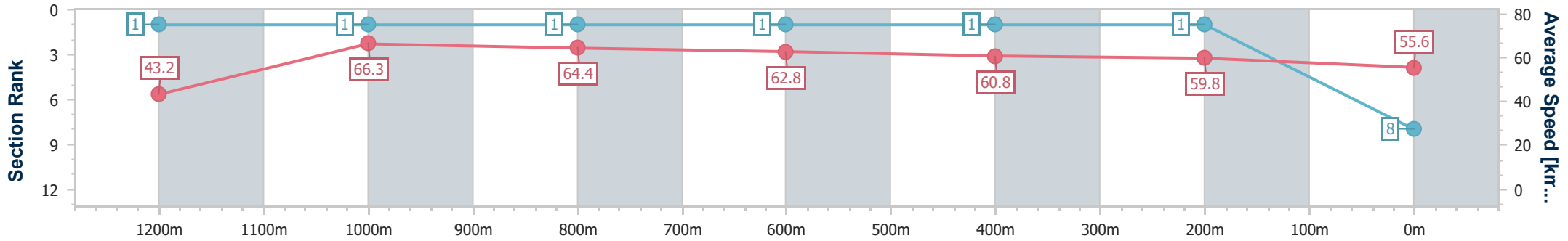
Mackay QLD Professional
Race 5: BOOK FOR MACKAY CUP SATURDAY 10TH AUGUST
Class 1 Handicap - 1300m



06 June 2024 - 14:55

Track Rating: Good 4, Weather: Fine, Rail Position: +2m Entire

Section	Overall	1200m	1000m	800m	600m	400m	200m
Section Times	1:18.49 [8] (0:08.35)	1:10.14 [1] (0:10.83)	0:59.31 [1] (0:11.15)	0:48.16 [1] (0:11.39)	0:36.77 [1] (0:11.78)	0:24.99 [1] (0:12.03)	0:12.96 [1] (0:12.96)
Average Speed [km/h]	43.2	66.3	64.4	62.8	60.8	59.8	55.6
Top Speed [km/h]	65.5	67.8	66.0	63.7	62.2	61.0	59.1
Avg. Dist. to Rail [m]	1.6	1.0	1.0	0.8	0.9	0.7	0.8
Avg. Stride Freq. [Hz]	2.4	2.5	2.4	2.3	2.3	2.4	2.3
Avg. Stride Length [m]	5.4	7.5	7.4	7.4	7.3	7.1	6.8



- [] Ranking at each section and finish
- .-.- No data available at this section
- NA No data available



Horse/Jockey Name	Hezabusybee
Final Rank	9
Fastest Section Time (Section)	0:08.65 (Overall)
Top Speed [km/h] (Section)	66.0 (1200m)
Race State	Finished



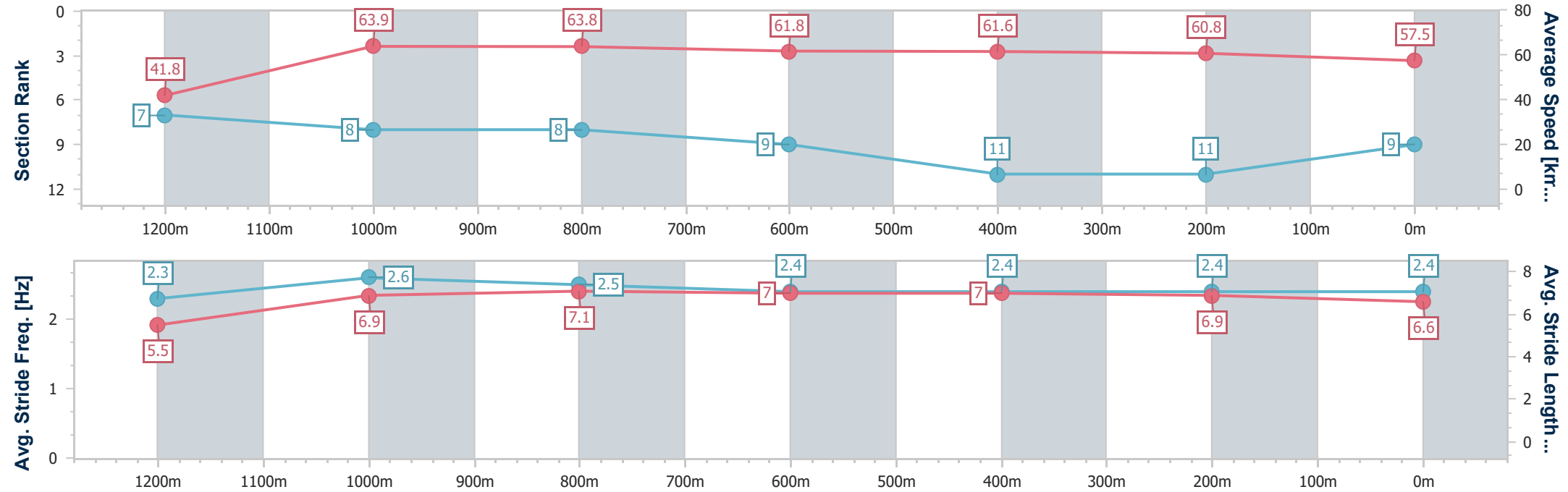
Mackay QLD Professional
 Race 5: BOOK FOR MACKAY CUP SATURDAY 10TH AUGUST
 Class 1 Handicap - 1300m



06 June 2024 - 14:55

Track Rating: Good 4, Weather: Fine, Rail Position: +2m Entire

Section	Overall	1200m	1000m	800m	600m	400m	200m
Section Times	1:19.33 [9] (0:08.65)	1:10.68 [7] (0:11.32)	0:59.36 [8] (0:11.29)	0:48.07 [8] (0:11.68)	0:36.39 [9] (0:11.98)	0:24.41 [11] (0:11.87)	0:12.54 [11] (0:12.54)
Average Speed [km/h]	41.8	63.9	63.8	61.8	61.6	60.8	57.5
Top Speed [km/h]	60.7	66.0	64.5	63.5	62.5	62.3	59.8
Avg. Dist. to Rail [m]	10.3	3.6	0.8	0.7	3.2	4.2	6.7
Avg. Stride Freq. [Hz]	2.3	2.6	2.5	2.4	2.4	2.4	2.4
Avg. Stride Length [m]	5.5	6.9	7.1	7.0	7.0	6.9	6.6



- [] Ranking at each section and finish
- .-.- No data available at this section
- NA No data available



Horse/Jockey Name	Galactic Rock
Final Rank	10
Fastest Section Time (Section)	0:09.07 (Overall)
Top Speed [km/h] (Section)	66.1 (1200m)
Race State	Finished



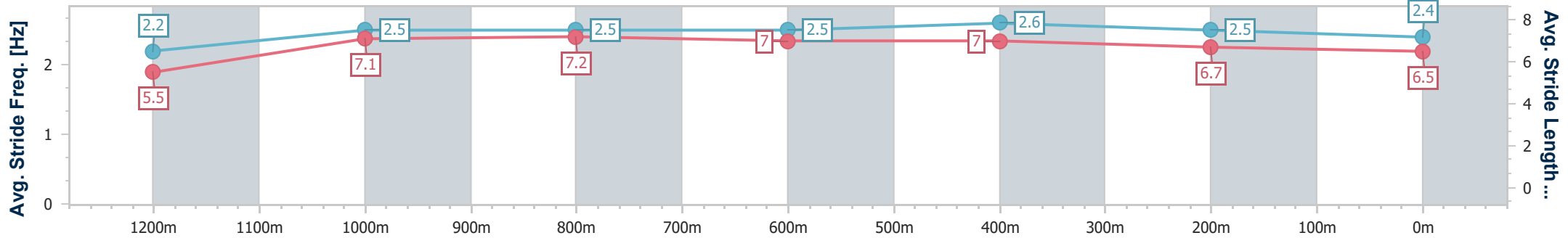
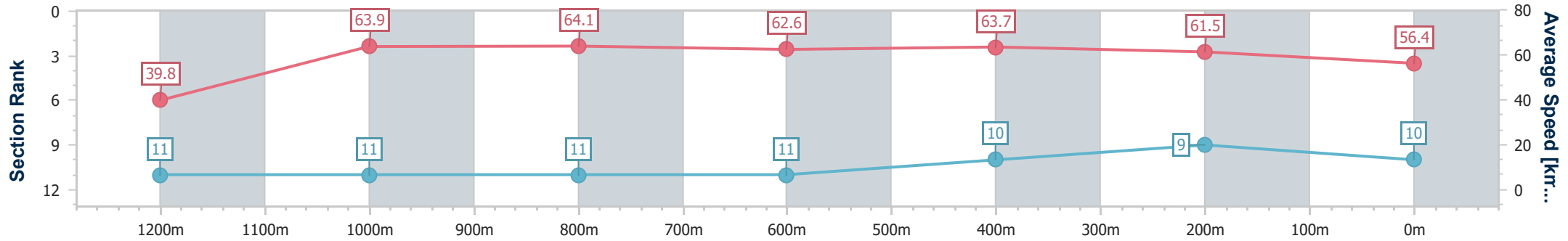
Mackay QLD Professional
 Race 5: BOOK FOR MACKAY CUP SATURDAY 10TH AUGUST
 Class 1 Handicap - 1300m



06 June 2024 - 14:55

Track Rating: Good 4, Weather: Fine, Rail Position: +2m Entire

Section	Overall	1200m	1000m	800m	600m	400m	200m
Section Times	1:19.40 [10] (0:09.07)	1:10.33 [11] (0:11.27)	0:59.06 [11] (0:11.30)	0:47.76 [11] (0:11.59)	0:36.17 [11] (0:11.64)	0:24.53 [10] (0:11.78)	0:12.75 [9] (0:12.75)
Average Speed [km/h]	39.8	63.9	64.1	62.6	63.7	61.5	56.4
Top Speed [km/h]	60.8	66.1	65.3	64.2	65.2	63.8	59.9
Avg. Dist. to Rail [m]	10.2	1.4	1.3	2.1	3.8	5.4	7.2
Avg. Stride Freq. [Hz]	2.2	2.5	2.5	2.5	2.6	2.5	2.4
Avg. Stride Length [m]	5.5	7.1	7.2	7.0	7.0	6.7	6.5



- [] Ranking at each section and finish
- .-.- No data available at this section
- NA No data available



Horse/Jockey Name	Density
Final Rank	11
Fastest Section Time (Section)	0:09.06 (Overall)
Top Speed [km/h] (Section)	66.7 (1200m)
Race State	Finished



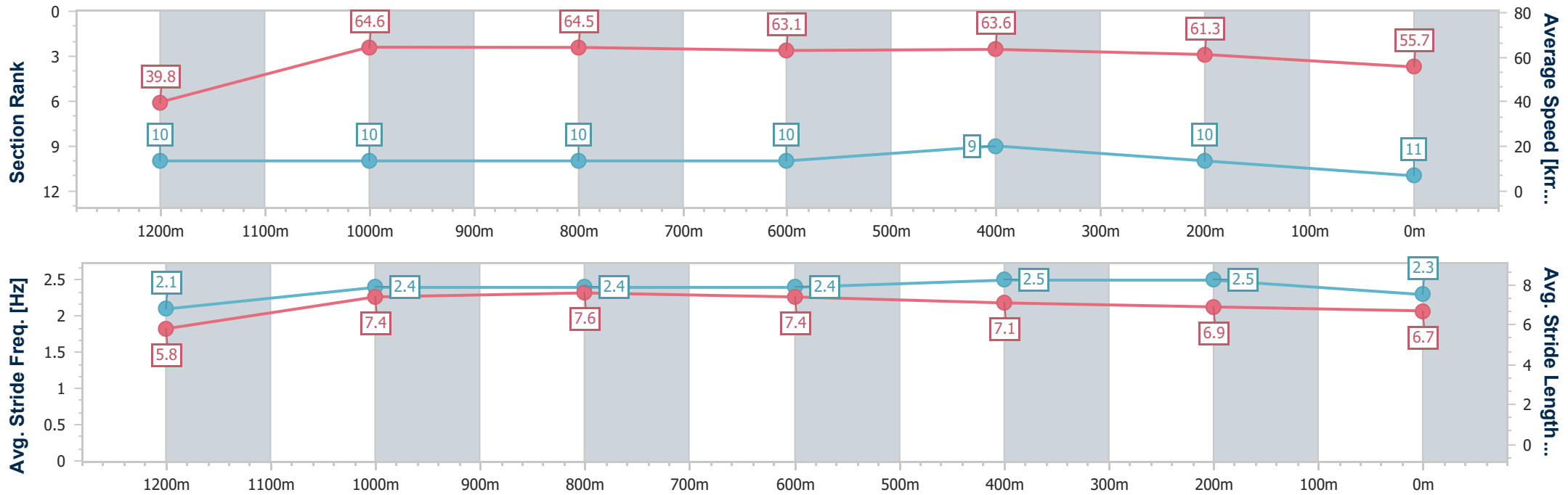
Mackay QLD Professional
Race 5: BOOK FOR MACKAY CUP SATURDAY 10TH AUGUST
Class 1 Handicap - 1300m



06 June 2024 - 14:55

Track Rating: Good 4, Weather: Fine, Rail Position: +2m Entire

Section	Overall	1200m	1000m	800m	600m	400m	200m
Section Times	1:19.65 [11] (0:09.06)	1:10.59 [10] (0:11.23)	0:59.36 [10] (0:11.27)	0:48.09 [10] (0:11.53)	0:36.56 [10] (0:11.77)	0:24.79 [9] (0:11.86)	0:12.93 [10] (0:12.93)
Average Speed [km/h]	39.8	64.6	64.5	63.1	63.6	61.3	55.7
Top Speed [km/h]	59.3	66.7	65.2	64.4	65.0	62.2	60.2
Avg. Dist. to Rail [m]	12.4	4.6	2.2	3.4	5.1	5.8	8.3
Avg. Stride Freq. [Hz]	2.1	2.4	2.4	2.4	2.5	2.5	2.3
Avg. Stride Length [m]	5.8	7.4	7.6	7.4	7.1	6.9	6.7



- [] Ranking at each section and finish
- .-.- No data available at this section
- NA No data available



Mackay QLD Professional

Race 6: LADBROKES YARD COMMENTS Class 6 Handicap - 1300m

06 June 2024 - 15:35



MACKAY TURF CLUB
Ooralea Racecourse

Track Rating: Good 4, Weather: Fine, Rail Position: +2m Entire

Section													
Field Times		Overall	1200m	1000m	800m	600m	400m	Last 600m					
		1:15.89 (0:07.85)	1:08.04 (0:10.90)	0:57.14 (0:10.70)	0:46.44 (0:11.13)	0:35.31 (0:11.35)	0:23.96 (0:11.68)	0:35.31					
Rank	TAB	Horse/Jockey	Barrier	Top Speed [km/h]	Fastest Section							Distance Travelled [m]	
1	6	TRACK TALE McKenzie Apel	1	69.0 1000m	0:07.90 Overall	1:15.89 [1] (0:07.90)	1:07.99 [3] (0:10.85)	0:57.14 [1] (0:10.70)	0:46.44 [1] (0:11.20)	0:35.24 [2] (0:11.41)	0:23.83 [2] (0:11.55)	0:35.24	
2	3	OUTBACK ACTION Ryan Wiggins	4	66.9 1200m	0:07.85 Overall	1:15.99 [2] (0:07.85)	1:08.14 [2] (0:11.03)	0:57.11 [4] (0:10.96)	0:46.15 [4] (0:11.22)	0:34.93 [4] (0:11.31)	0:23.62 [4] (0:11.54)	0:34.93	+2
3	5	ACROPHOBIC Justin Stanley	3	67.6 1000m	0:08.24 Overall	1:16.06 [3] (0:08.24)	1:07.82 [8] (0:11.03)	0:56.79 [9] (0:10.97)	0:45.82 [9] (0:11.20)	0:34.62 [9] (0:11.46)	0:23.16 [8] (0:11.34)	0:34.62	+3
4	2	CASHIN' CHEX Jackson Murphy	9	67.1 1000m	0:07.96 Overall	1:16.29 [4] (0:07.96)	1:08.33 [5] (0:11.01)	0:57.32 [6] (0:11.01)	0:46.31 [6] (0:11.24)	0:35.07 [7] (0:11.42)	0:23.65 [7] (0:11.51)	0:35.07	+8
5	1	DEMON AWARD Carl Spry	7	68.7 1000m	0:07.85 Overall	1:16.32 [5] (0:07.85)	1:08.47 [1] (0:10.99)	0:57.48 [3] (0:10.67)	0:46.81 [2] (0:11.07)	0:35.74 [1] (0:11.35)	0:24.39 [1] (0:11.73)	0:35.74	+4
6	7	SABOR Justin Huxtable	2	67.2 1200m	0:08.03 Overall	1:16.40 [6] (0:08.03)	1:08.37 [6] (0:10.90)	0:57.47 [5] (0:10.99)	0:46.48 [5] (0:11.22)	0:35.26 [5] (0:11.40)	0:23.86 [5] (0:11.50)	0:35.26	+2
7	10	BOLD ZIP Melea Castle	6	67.0 1200m	0:08.13 Overall	1:16.93 [7] (0:08.13)	1:08.80 [7] (0:11.02)	0:57.78 [7] (0:11.02)	0:46.76 [7] (0:11.13)	0:35.63 [8] (0:11.65)	0:23.98 [9] (0:11.74)	0:35.63	+8
8	8	AIDENABET Zac Sprie	5	67.8 1200m	0:08.34 Overall	1:17.07 [8] (0:08.34)	1:08.73 [9] (0:10.92)	0:57.81 [8] (0:10.94)	0:46.87 [8] (0:10.97)	0:35.90 [6] (0:11.47)	0:24.43 [6] (0:11.88)	0:35.90	+9
9	4	STICK TO YOUR GUNS Dylan Bennett	10	68.4 1200m	0:07.91 Overall	1:17.25 [9] (0:07.91)	1:09.34 [4] (0:10.90)	0:58.44 [2] (0:10.75)	0:47.69 [3] (0:11.26)	0:36.43 [3] (0:11.48)	0:24.95 [3] (0:12.01)	0:36.43	+11

Scratched: Kahaylaan (#9)

[] Ranking at each section and finish
 -:-:- No data available at this section
 NA No data available

SCN Saddle cloth number
 DNF Did not finish
 DNT Did not track



Mackay QLD Professional

Race 6: LADBROKES YARD COMMENTS Class 6 Handicap - 1300m

06 June 2024 - 15:35



MACKAY TURF CLUB

Ooralea Racecourse

Track Rating: Good 4, Weather: Fine, Rail Position: +2m Entire

Section				200m				Last 600m	
Field Times				0:12.28 (0:12.28)				0:35.31	
Rank	TAB	Horse/Jockey	Barrier	Top Speed [km/h]	Fastest Section	Margin			Distance Travelled [m]
1	6	TRACK TALE McKenzie Apel	1	69.0 1000m	0:07.90 Overall	0:12.28 [1] (0:12.28)	1:15.89		0:35.24
2	3	OUTBACK ACTION Ryan Wiggins	4	66.9 1200m	0:07.85 Overall	0:12.08 [3] (0:12.08)	0.6L		0:34.93 +2
3	5	ACROPHOBIC Justin Stanley	3	67.6 1000m	0:08.24 Overall	0:11.82 [6] (0:11.82)	1L		0:34.62 +3
4	2	CASHIN' CHEX Jackson Murphy	9	67.1 1000m	0:07.96 Overall	0:12.14 [5] (0:12.14)	2.39L		0:35.07 +8
5	1	DEMON AWARD Carl Spry	7	68.7 1000m	0:07.85 Overall	0:12.66 [2] (0:12.66)	2.57L		0:35.74 +4
6	7	SABOR Justin Huxtable	2	67.2 1200m	0:08.03 Overall	0:12.36 [4] (0:12.36)	3.01L		0:35.26 +2
7	10	BOLD ZIP Melea Castle	6	67.0 1200m	0:08.13 Overall	0:12.24 [9] (0:12.24)	6.11L		0:35.63 +8
8	8	AIDENABET Zac Sprie	5	67.8 1200m	0:08.34 Overall	0:12.55 [8] (0:12.55)	6.96L		0:35.90 +9
9	4	STICK TO YOUR GUNS Dylan Bennett	10	68.4 1200m	0:07.91 Overall	0:12.94 [7] (0:12.94)	7.99L		0:36.43 +11

Scratched: Kahaylaan (#9)



Horse/Jockey Name	Track Tale
Final Rank	1
Fastest Section Time (Section)	0:07.90 (Overall)
Top Speed [km/h] (Section)	69.0 (1000m)
Race State	Finished



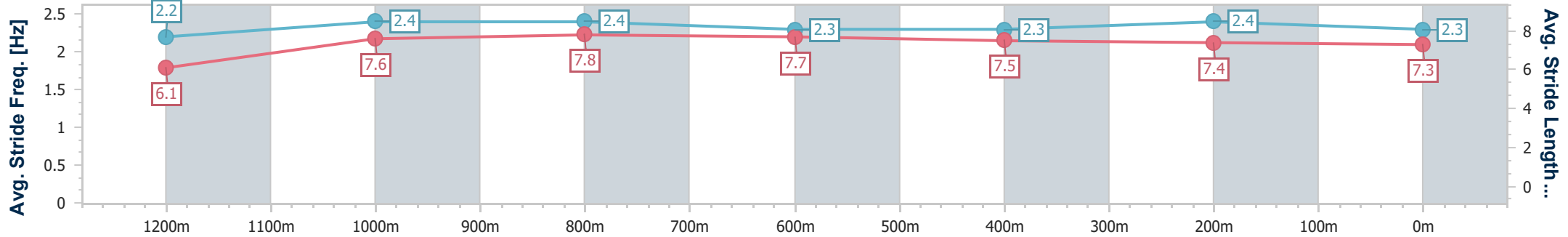
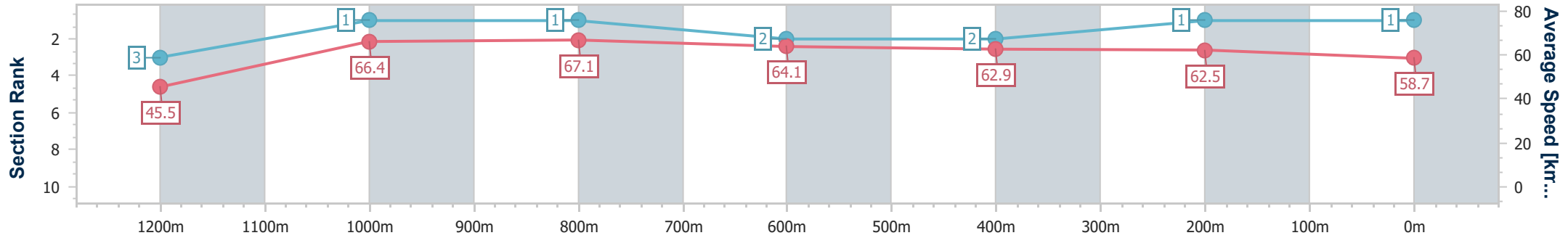
Mackay QLD Professional
Race 6: LADBROKES YARD COMMENTS Class 6 Handicap - 1300m



06 June 2024 - 15:35

Track Rating: Good 4, Weather: Fine, Rail Position: +2m Entire

Section	Overall	1200m	1000m	800m	600m	400m	200m
Section Times	1:15.89 [1] (0:07.90)	1:07.99 [3] (0:10.85)	0:57.14 [1] (0:10.70)	0:46.44 [1] (0:11.20)	0:35.24 [2] (0:11.41)	0:23.83 [2] (0:11.55)	0:12.28 [1] (0:12.28)
Average Speed [km/h]	45.5	66.4	67.1	64.1	62.9	62.5	58.7
Top Speed [km/h]	63.9	67.8	69.0	65.3	64.1	64.0	61.6
Avg. Dist. to Rail [m]	5.2	1.2	0.8	1.2	0.6	1.2	1.6
Avg. Stride Freq. [Hz]	2.2	2.4	2.4	2.3	2.3	2.4	2.3
Avg. Stride Length [m]	6.1	7.6	7.8	7.7	7.5	7.4	7.3



- [] Ranking at each section and finish
- .-.- No data available at this section
- NA No data available



Horse/Jockey Name	Outback Action
Final Rank	2
Fastest Section Time (Section)	0:07.85 (Overall)
Top Speed [km/h] (Section)	66.9 (1200m)
Race State	Finished



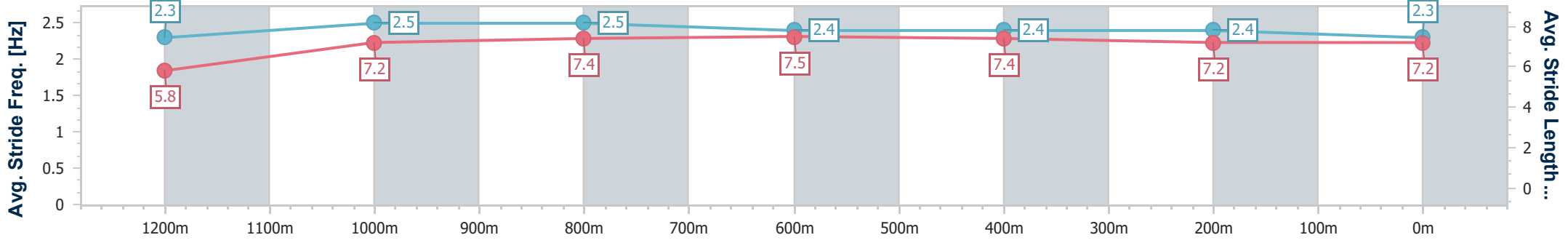
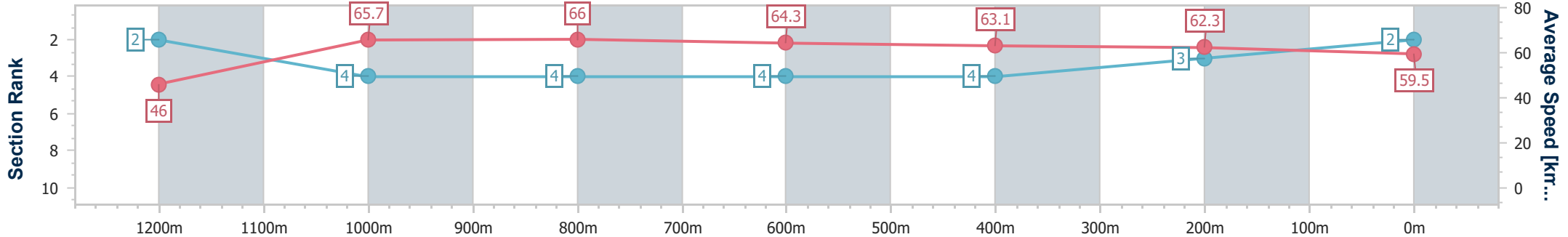
Mackay QLD Professional
Race 6: LADBROKES YARD COMMENTS Class 6 Handicap - 1300m



06 June 2024 - 15:35

Track Rating: Good 4, Weather: Fine, Rail Position: +2m Entire

Section	Overall	1200m	1000m	800m	600m	400m	200m
Section Times	1:15.99 [2] (0:07.85)	1:08.14 [2] (0:11.03)	0:57.11 [4] (0:10.96)	0:46.15 [4] (0:11.22)	0:34.93 [4] (0:11.31)	0:23.62 [4] (0:11.54)	0:12.08 [3] (0:12.08)
Average Speed [km/h]	46.0	65.7	66.0	64.3	63.1	62.3	59.5
Top Speed [km/h]	62.0	66.9	66.7	65.8	64.0	62.9	63.5
Avg. Dist. to Rail [m]	8.4	3.2	1.6	1.1	1.2	2.0	4.5
Avg. Stride Freq. [Hz]	2.3	2.5	2.5	2.4	2.4	2.4	2.3
Avg. Stride Length [m]	5.8	7.2	7.4	7.5	7.4	7.2	7.2



- [] Ranking at each section and finish
- .-.- No data available at this section
- NA No data available



Horse/Jockey Name	Acrophobic
Final Rank	3
Fastest Section Time (Section)	0:08.24 (Overall)
Top Speed [km/h] (Section)	67.6 (1000m)
Race State	Finished



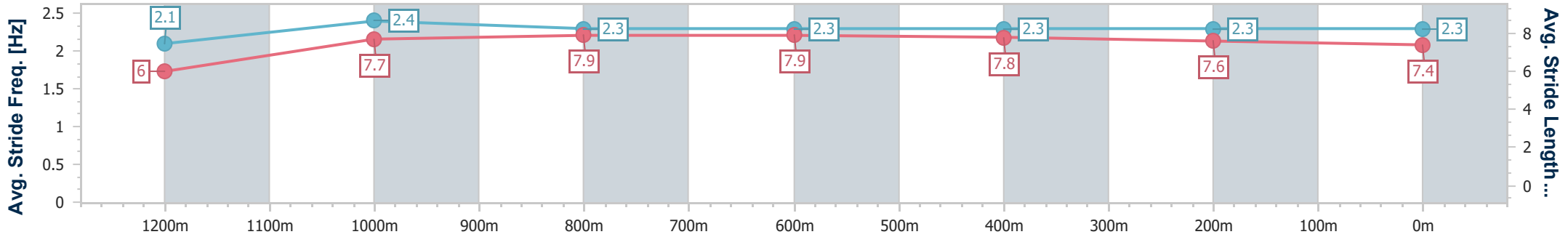
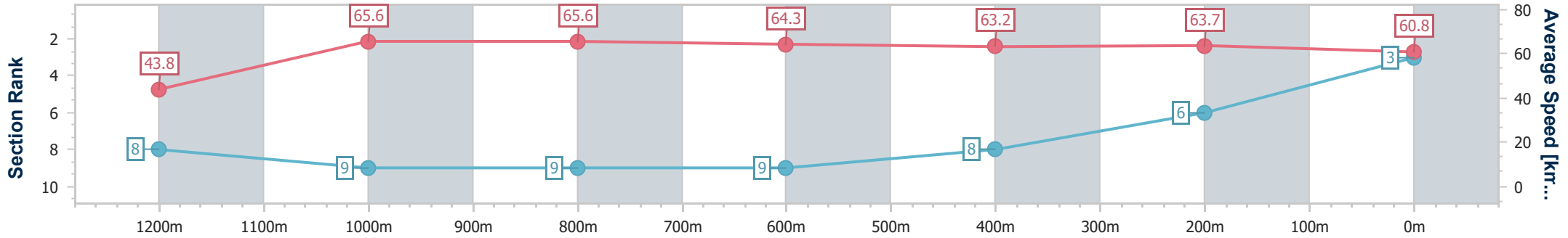
Mackay QLD Professional
Race 6: LADBROKES YARD COMMENTS Class 6 Handicap - 1300m



06 June 2024 - 15:35

Track Rating: Good 4, Weather: Fine, Rail Position: +2m Entire

Section	Overall	1200m	1000m	800m	600m	400m	200m
Section Times	1:16.06 [3] (0:08.24)	1:07.82 [8] (0:11.03)	0:56.79 [9] (0:10.97)	0:45.82 [9] (0:11.20)	0:34.62 [9] (0:11.46)	0:23.16 [8] (0:11.34)	0:11.82 [6]
Average Speed [km/h]	43.8	65.6	65.6	64.3	63.2	63.7	60.8
Top Speed [km/h]	61.6	67.4	67.6	65.8	63.8	64.4	63.2
Avg. Dist. to Rail [m]	7.3	1.9	1.0	0.6	0.4	2.1	4.3
Avg. Stride Freq. [Hz]	2.1	2.4	2.3	2.3	2.3	2.3	2.3
Avg. Stride Length [m]	6.0	7.7	7.9	7.9	7.8	7.6	7.4



- [] Ranking at each section and finish
- .-.- No data available at this section
- NA No data available



Horse/Jockey Name	Cashin' Chex
Final Rank	4
Fastest Section Time (Section)	0:07.96 (Overall)
Top Speed [km/h] (Section)	67.1 (1000m)
Race State	Finished



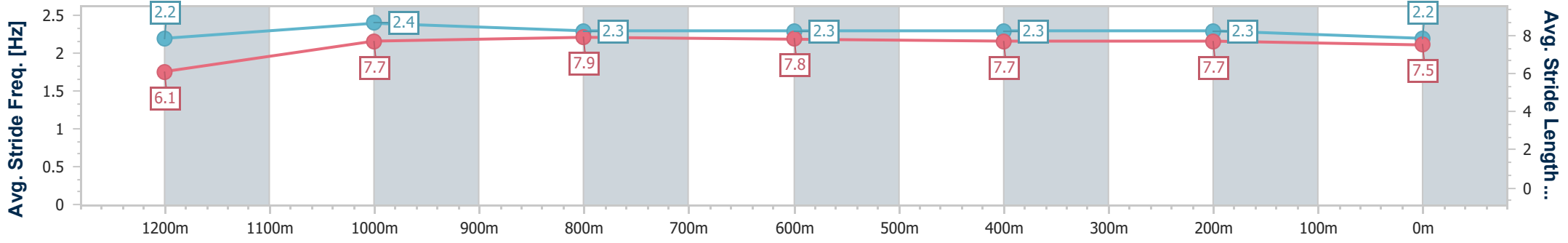
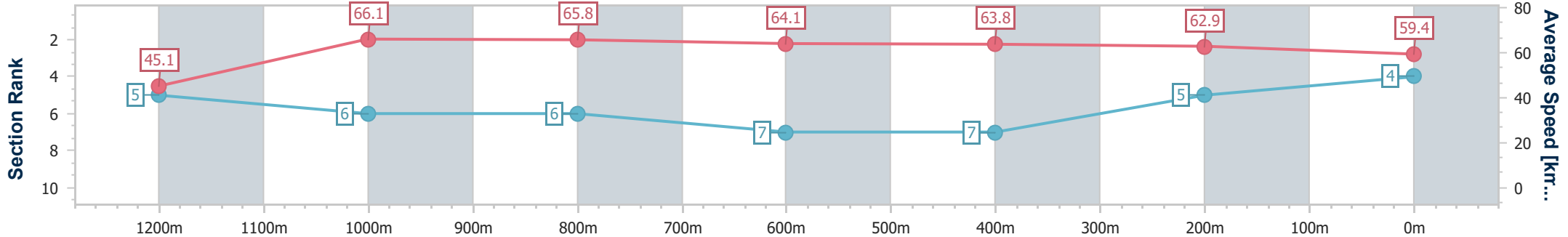
Mackay QLD Professional
Race 6: LADBROKES YARD COMMENTS Class 6 Handicap - 1300m



06 June 2024 - 15:35

Track Rating: Good 4, Weather: Fine, Rail Position: +2m Entire

Section	Overall	1200m	1000m	800m	600m	400m	200m
Section Times	1:16.29 [4] (0:07.96)	1:08.33 [5] (0:11.01)	0:57.32 [6] (0:11.01)	0:46.31 [6] (0:11.24)	0:35.07 [7] (0:11.42)	0:23.65 [7] (0:11.51)	0:12.14 [5] (0:12.14)
Average Speed [km/h]	45.1	66.1	65.8	64.1	63.8	62.9	59.4
Top Speed [km/h]	63.7	67.1	67.1	65.8	64.4	64.0	61.3
Avg. Dist. to Rail [m]	11.2	3.8	2.0	1.6	1.4	3.5	6.1
Avg. Stride Freq. [Hz]	2.2	2.4	2.3	2.3	2.3	2.3	2.2
Avg. Stride Length [m]	6.1	7.7	7.9	7.8	7.7	7.7	7.5



- [] Ranking at each section and finish
- .-.- No data available at this section
- NA No data available



Horse/Jockey Name	Demon Award
Final Rank	5
Fastest Section Time (Section)	0:07.85 (Overall)
Top Speed [km/h] (Section)	68.7 (1000m)
Race State	Finished



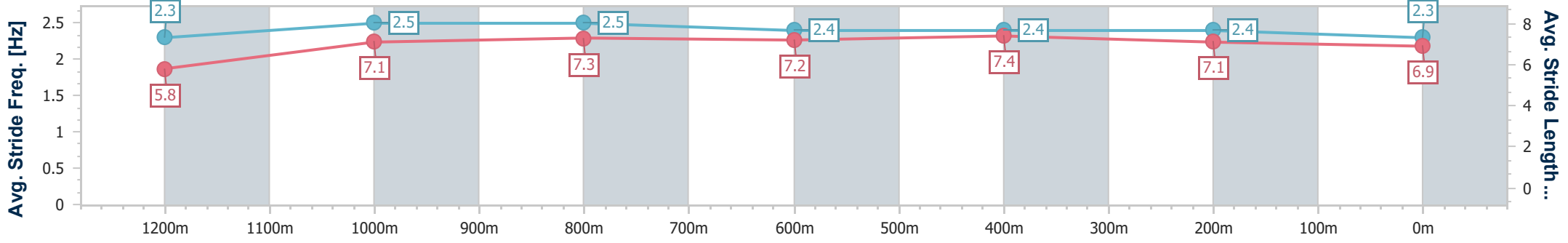
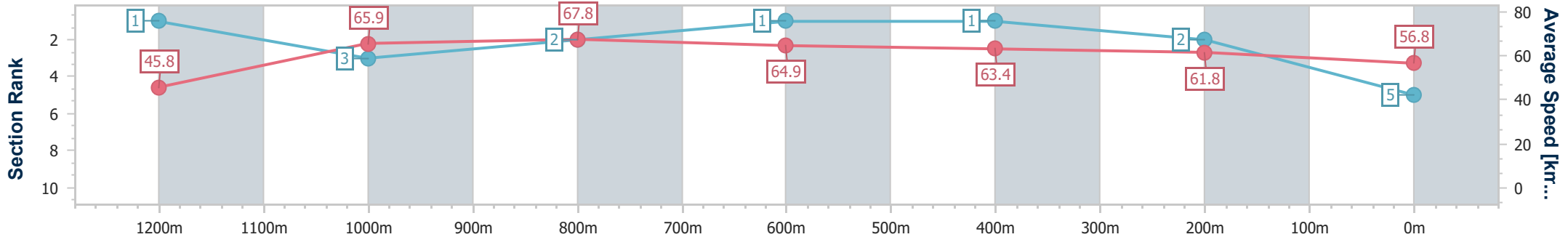
Mackay QLD Professional
Race 6: LADBROKES YARD COMMENTS Class 6 Handicap - 1300m



06 June 2024 - 15:35

Track Rating: Good 4, Weather: Fine, Rail Position: +2m Entire

Section	Overall	1200m	1000m	800m	600m	400m	200m
Section Times	1:16.32 [5] (0:07.85)	1:08.47 [1] (0:10.99)	0:57.48 [3] (0:10.67)	0:46.81 [2] (0:11.07)	0:35.74 [1] (0:11.35)	0:24.39 [1] (0:11.73)	0:12.66 [2] (0:12.66)
Average Speed [km/h]	45.8	65.9	67.8	64.9	63.4	61.8	56.8
Top Speed [km/h]	62.5	67.7	68.7	66.1	64.3	64.1	59.8
Avg. Dist. to Rail [m]	10.5	3.4	1.1	0.7	1.3	3.6	4.6
Avg. Stride Freq. [Hz]	2.3	2.5	2.5	2.4	2.4	2.4	2.3
Avg. Stride Length [m]	5.8	7.1	7.3	7.2	7.4	7.1	6.9



- [] Ranking at each section and finish
- .-.- No data available at this section
- NA No data available



Horse/Jockey Name	Sabor
Final Rank	6
Fastest Section Time (Section)	0:08.03 (Overall)
Top Speed [km/h] (Section)	67.2 (1200m)
Race State	Finished



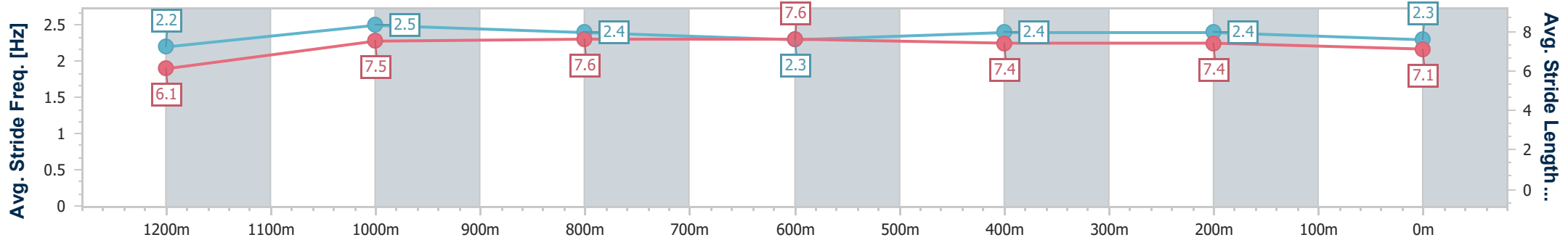
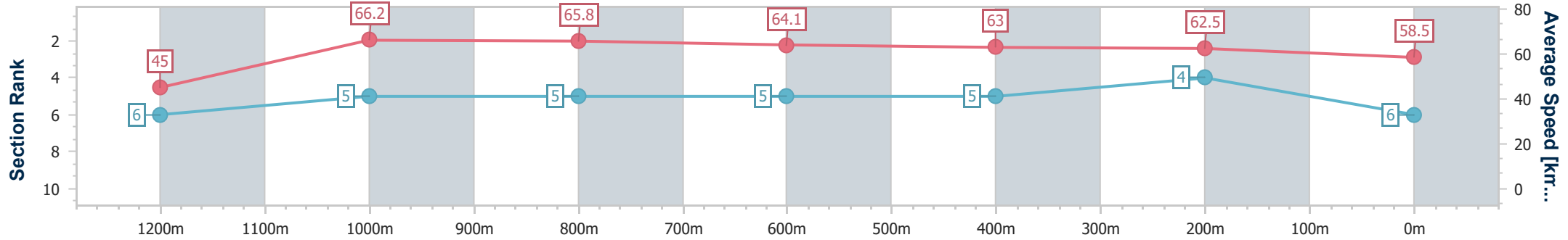
Mackay QLD Professional
Race 6: LADBROKES YARD COMMENTS Class 6 Handicap - 1300m



06 June 2024 - 15:35

Track Rating: Good 4, Weather: Fine, Rail Position: +2m Entire

Section	Overall	1200m	1000m	800m	600m	400m	200m
Section Times	1:16.40 [6] (0:08.03)	1:08.37 [6] (0:10.90)	0:57.47 [5] (0:10.99)	0:46.48 [5] (0:11.22)	0:35.26 [5] (0:11.40)	0:23.86 [5] (0:11.50)	0:12.36 [4] (0:12.36)
Average Speed [km/h]	45.0	66.2	65.8	64.1	63.0	62.5	58.5
Top Speed [km/h]	62.1	67.2	66.6	65.8	64.1	63.5	61.9
Avg. Dist. to Rail [m]	6.2	1.8	0.8	0.6	0.2	1.3	2.5
Avg. Stride Freq. [Hz]	2.2	2.5	2.4	2.3	2.4	2.4	2.3
Avg. Stride Length [m]	6.1	7.5	7.6	7.6	7.4	7.4	7.1



- [] Ranking at each section and finish
- .-.- No data available at this section
- NA No data available



Horse/Jockey Name	Bold Zip
Final Rank	7
Fastest Section Time (Section)	0:08.13 (Overall)
Top Speed [km/h] (Section)	67.0 (1200m)
Race State	Finished



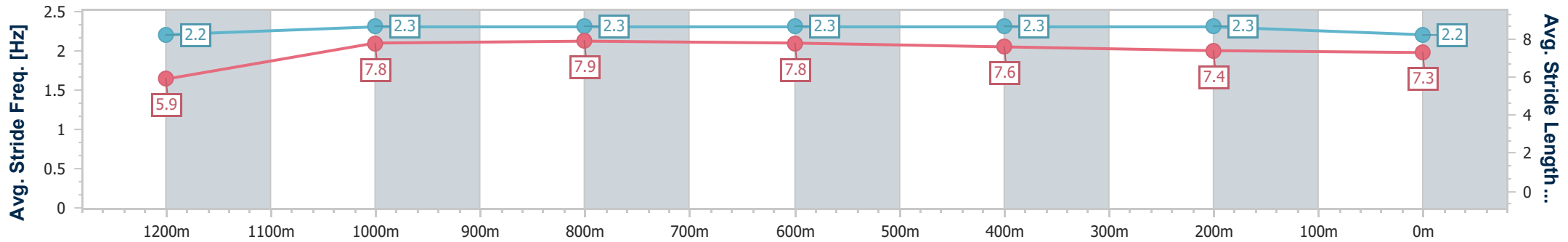
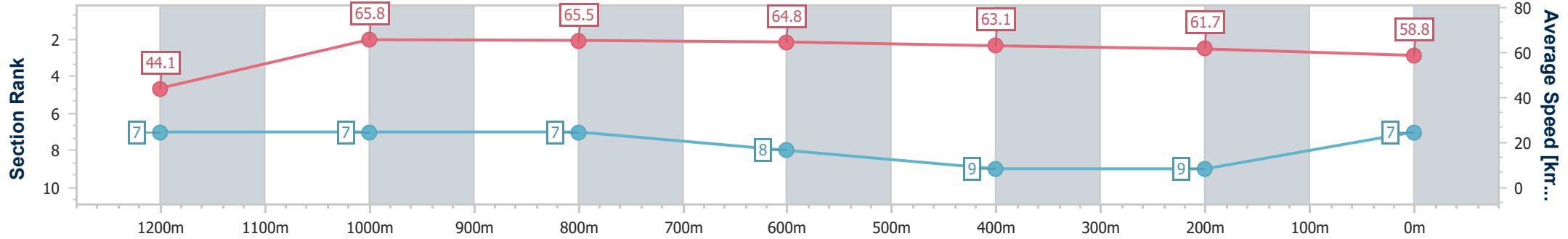
Mackay QLD Professional
Race 6: LADBROKES YARD COMMENTS Class 6 Handicap - 1300m



06 June 2024 - 15:35

Track Rating: Good 4, Weather: Fine, Rail Position: +2m Entire

Section	Overall	1200m	1000m	800m	600m	400m	200m
Section Times	1:16.93 [7] (0:08.13)	1:08.80 [7] (0:11.02)	0:57.78 [7] (0:11.02)	0:46.76 [7] (0:11.13)	0:35.63 [8] (0:11.65)	0:23.98 [9] (0:11.74)	0:12.24 [9] (0:12.24)
Average Speed [km/h]	44.1	65.8	65.5	64.8	63.1	61.7	58.8
Top Speed [km/h]	61.8	67.0	66.3	66.2	64.0	62.7	61.2
Avg. Dist. to Rail [m]	8.7	1.9	0.6	0.9	2.8	5.0	5.0
Avg. Stride Freq. [Hz]	2.2	2.3	2.3	2.3	2.3	2.3	2.2
Avg. Stride Length [m]	5.9	7.8	7.9	7.8	7.6	7.4	7.3



- [] Ranking at each section and finish
- .-.- No data available at this section
- NA No data available



Horse/Jockey Name	Aidenabet
Final Rank	8
Fastest Section Time (Section)	0:08.34 (Overall)
Top Speed [km/h] (Section)	67.8 (1200m)
Race State	Finished



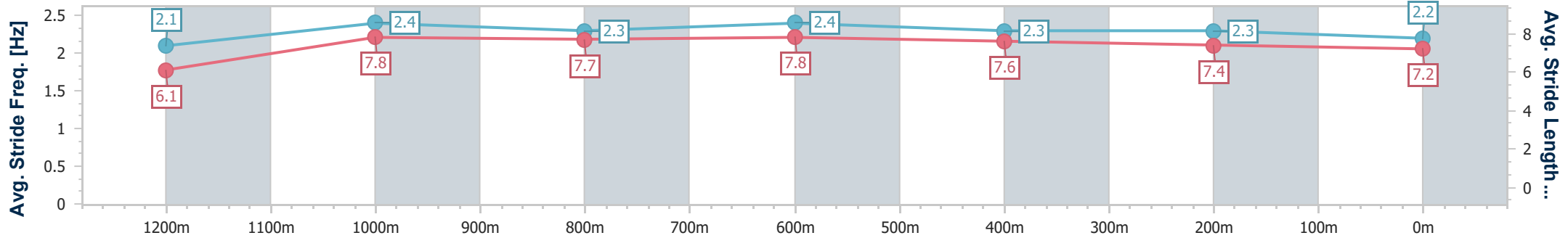
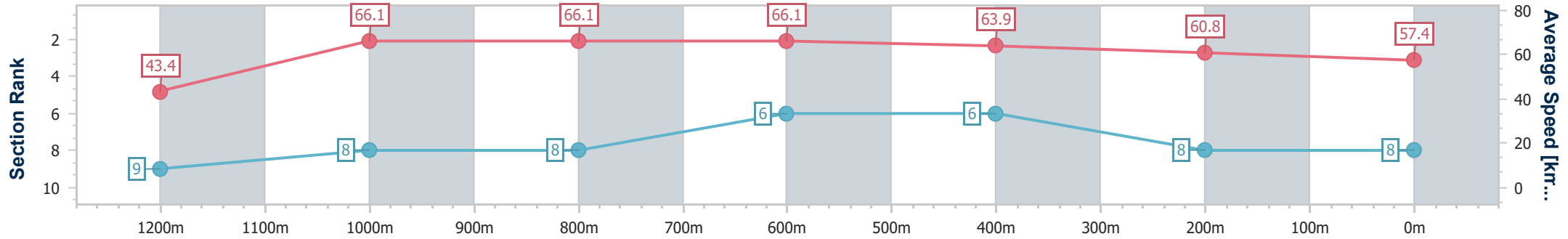
Mackay QLD Professional
Race 6: LADBROKES YARD COMMENTS Class 6 Handicap - 1300m



06 June 2024 - 15:35

Track Rating: Good 4, Weather: Fine, Rail Position: +2m Entire

Section	Overall	1200m	1000m	800m	600m	400m	200m
Section Times	1:17.07 [8] (0:08.34)	1:08.73 [9] (0:10.92)	0:57.81 [8] (0:10.94)	0:46.87 [8] (0:10.97)	0:35.90 [6] (0:11.47)	0:24.43 [6] (0:11.88)	0:12.55 [8] (0:12.55)
Average Speed [km/h]	43.4	66.1	66.1	66.1	63.9	60.8	57.4
Top Speed [km/h]	61.5	67.8	67.6	67.2	65.1	62.1	59.9
Avg. Dist. to Rail [m]	8.1	3.0	2.1	2.6	2.0	4.3	6.6
Avg. Stride Freq. [Hz]	2.1	2.4	2.3	2.4	2.3	2.3	2.2
Avg. Stride Length [m]	6.1	7.8	7.7	7.8	7.6	7.4	7.2



- [] Ranking at each section and finish
- .-.- No data available at this section
- NA No data available



Horse/Jockey Name	Stick To Your Guns
Final Rank	9
Fastest Section Time (Section)	0:07.91 (Overall)
Top Speed [km/h] (Section)	68.4 (1200m)
Race State	Finished



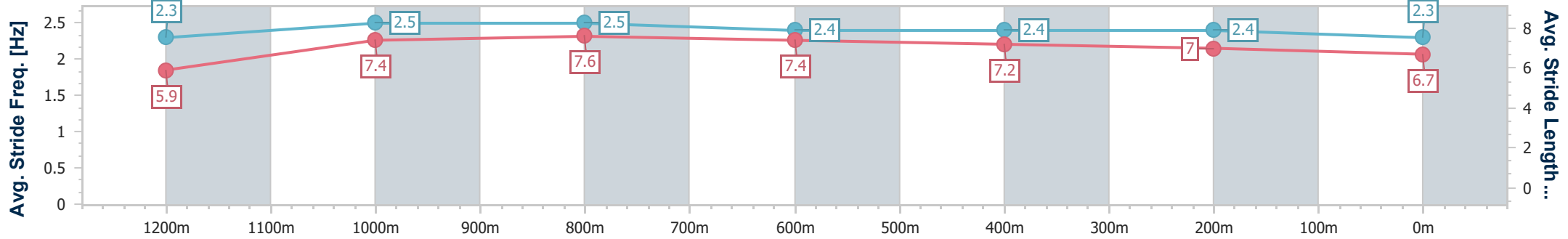
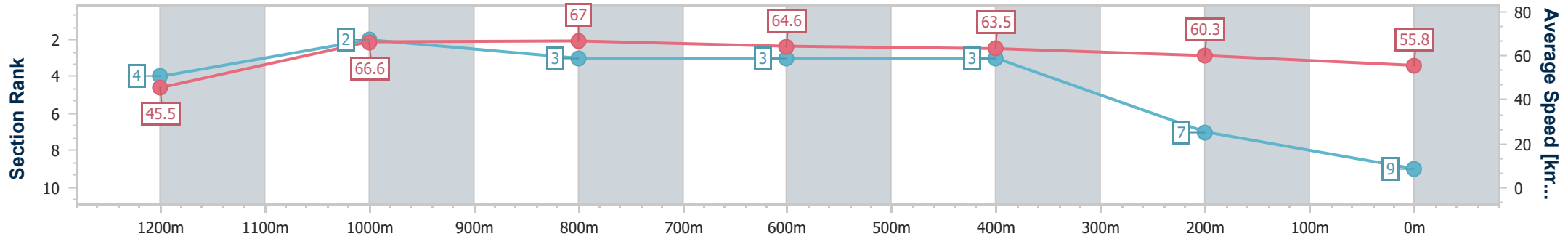
Mackay QLD Professional
Race 6: LADBROKES YARD COMMENTS Class 6 Handicap - 1300m



06 June 2024 - 15:35

Track Rating: Good 4, Weather: Fine, Rail Position: +2m Entire

Section	Overall	1200m	1000m	800m	600m	400m	200m
Section Times	1:17.25 [9] (0:07.91)	1:09.34 [4] (0:10.90)	0:58.44 [2] (0:10.75)	0:47.69 [3] (0:11.26)	0:36.43 [3] (0:11.48)	0:24.95 [3] (0:12.01)	0:12.94 [7] (0:12.94)
Average Speed [km/h]	45.5	66.6	67.0	64.6	63.5	60.3	55.8
Top Speed [km/h]	61.4	68.4	68.4	65.9	65.0	62.3	58.6
Avg. Dist. to Rail [m]	12.7	4.8	3.6	3.2	2.0	4.9	5.4
Avg. Stride Freq. [Hz]	2.3	2.5	2.5	2.4	2.4	2.4	2.3
Avg. Stride Length [m]	5.9	7.4	7.6	7.4	7.2	7.0	6.7



- [] Ranking at each section and finish
- .-.- No data available at this section
- NA No data available



Mackay QLD Professional
Race 7: BOOK EVENT CENTRE FOR FUNCTIONS RATINGS BAND 0 - 55
Handicap - 1100m
06 June 2024 - 16:13



MACKAY TURF CLUB
 Ooralea Racecourse

Track Rating: Good 4, Weather: Fine, Rail Position: +2m Entire

Section		Overall	1000m	800m	600m	400m	200m	Last 600m					
Field Times		1:04.61 (0:07.50)	0:57.11 (0:10.83)	0:46.28 (0:11.33)	0:34.95 (0:11.48)	0:23.47 (0:11.44)	0:12.03 (0:12.03)	0:34.95					
Rank	TAB Horse/Jockey	Barrier	Top Speed [km/h]	Fastest Section							Margin	Distance Travelled [m]	
1	12 RUBY SPARKLES Justin Stanley	8	68.8 1000m	0:07.50 Overall	1:04.61 [1] (0:07.50)	0:57.11 [1] (0:10.83)	0:46.28 [1] (0:11.33)	0:34.95 [1] (0:11.48)	0:23.47 [1] (0:11.44)	0:12.03 [1] (0:12.03)	1:04.61	0:34.95	
2	3 SENSATIONABULL Zac Sprie	14	68.1 1000m	0:07.63 Overall	1:04.73 [2] (0:07.63)	0:57.10 [3] (0:10.93)	0:46.17 [2] (0:11.17)	0:35.00 [2] (0:11.49)	0:23.51 [2] (0:11.69)	0:11.82 [2] (0:11.82)	0.68L	0:35.00	+1
3	8 TAHKIAN BUBBLES Ryan Wiggins	18	67.8 1000m	0:07.95 Overall	1:04.74 [3] (0:07.95)	0:56.79 [8] (0:10.82)	0:45.97 [5] (0:11.12)	0:34.85 [5] (0:11.71)	0:23.14 [4] (0:11.32)	0:11.82 [3] (0:11.82)	0.76L	0:34.85	+2
4	11 NOUVERRE FILLE Samantha Collett	3	66.7 1000m	0:07.64 Overall	1:05.00 [4] (0:07.64)	0:57.36 [4] (0:11.13)	0:46.23 [6] (0:11.17)	0:35.06 [6] (0:11.74)	0:23.32 [5] (0:11.42)	0:11.90 [5] (0:11.90)	2.27L	0:35.06	-3
5	10 NINE CARATS Scott Sheargold	17	69.1 800m	0:07.86 Overall	1:05.23 [5] (0:07.86)	0:57.37 [6] (0:11.43)	0:45.94 [8] (0:10.92)	0:35.02 [7] (0:11.72)	0:23.30 [7] (0:11.31)	0:11.99 [6] (0:11.99)	3.63L	0:35.02	+5
6	9 HOLLYWOOD ANGEL McKenzie Apel	15	68.2 1000m	0:07.71 Overall	1:05.38 [6] (0:07.71)	0:57.67 [5] (0:11.01)	0:46.66 [4] (0:11.16)	0:35.50 [4] (0:11.85)	0:23.65 [6] (0:11.61)	0:12.04 [7] (0:12.04)	4.54L	0:35.50	+8
7	2 FLAMING HOMER Georgina Cartwright	6	66.4 1000m	0:07.55 Overall	1:05.40 [7] (0:07.55)	0:57.85 [2] (0:11.02)	0:46.83 [3] (0:11.20)	0:35.63 [3] (0:11.66)	0:23.97 [3] (0:11.64)	0:12.33 [4] (0:12.33)	4.66L	0:35.63	-1
8	5 IMPERIUM Denicious Smith	2	69.1 800m	0:08.61 Overall	1:05.43 [8] (0:08.61)	0:56.82 [9] (0:11.13)	0:45.69 [9] (0:10.75)	0:34.94 [9] (0:11.62)	0:23.32 [9] (0:11.48)	0:11.84 [8] (0:11.84)	4.81L	0:34.94	+2
9	14 ORCA Jackson Murphy	7	66.6 1000m	0:07.89 Overall	1:05.54 [9] (0:07.89)	0:57.65 [7] (0:11.17)	0:46.48 [7] (0:11.20)	0:35.28 [8] (0:11.81)	0:23.47 [8] (0:11.52)	0:11.95 [9] (0:11.95)	5.46L	0:35.28	-2

Scratched: Skreatch (#6), Grovers Prediction (#13), Prudish (#15), Fight In The Dog (#1), Wandjina Spirit (#7), Ice Skater (#17), Just Frank (#18), Rowbositi (#16), Legal Challenge (#4)



Horse/Jockey Name	Ruby Sparkles
Final Rank	1
Fastest Section Time (Section)	0:07.50 (Overall)
Top Speed [km/h] (Section)	68.8 (1000m)
Race State	Finished



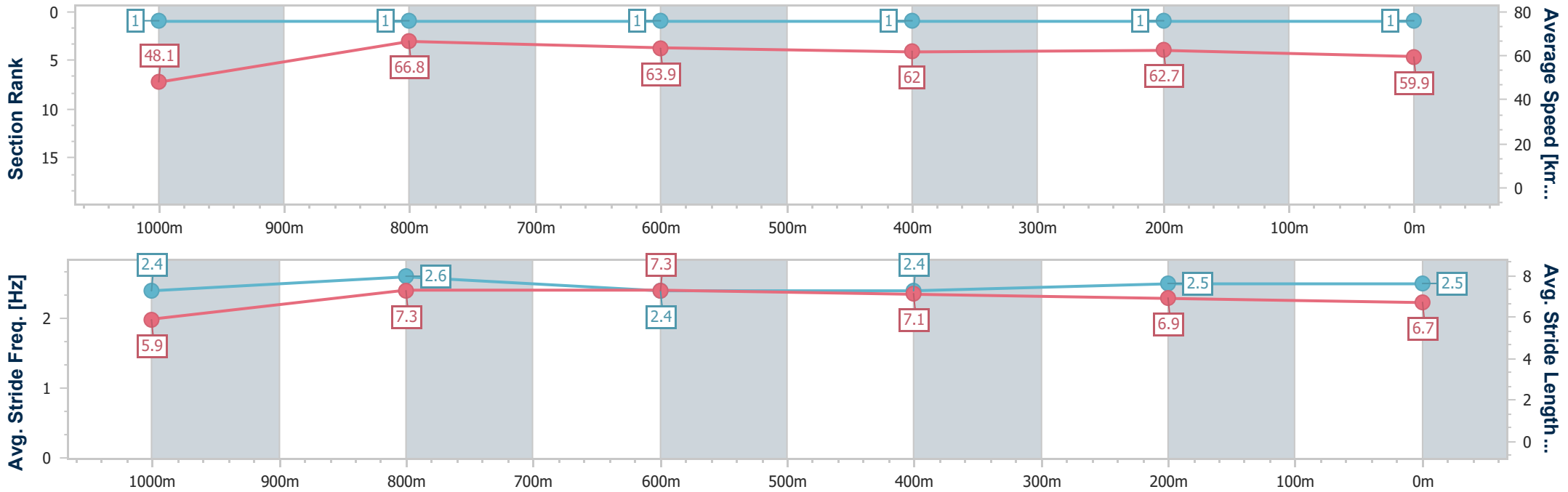
Mackay QLD Professional
 Race 7: BOOK EVENT CENTRE FOR FUNCTIONS RATINGS
 BAND 0 - 55 Handicap - 1100m



06 June 2024 - 16:13

Track Rating: Good 4, Weather: Fine, Rail Position: +2m Entire

Section	Overall	1000m	800m	600m	400m	200m
Section Times	1:04.61 [1] (0:07.50)	0:57.11 [1] (0:10.83)	0:46.28 [1] (0:11.33)	0:34.95 [1] (0:11.48)	0:23.47 [1] (0:11.44)	0:12.03 [1] (0:12.03)
Average Speed [km/h]	48.1	66.8	63.9	62.0	62.7	59.9
Top Speed [km/h]	65.6	68.8	65.4	63.4	64.7	62.8
Avg. Dist. to Rail [m]	7.3	2.6	1.5	1.2	0.9	0.3
Avg. Stride Freq. [Hz]	2.4	2.6	2.4	2.4	2.5	2.5
Avg. Stride Length [m]	5.9	7.3	7.3	7.1	6.9	6.7



- [] Ranking at each section and finish
- .-.- No data available at this section
- NA No data available



Horse/Jockey Name	Sensationabull
Final Rank	2
Fastest Section Time (Section)	0:07.63 (Overall)
Top Speed [km/h] (Section)	68.1 (1000m)
Race State	Finished



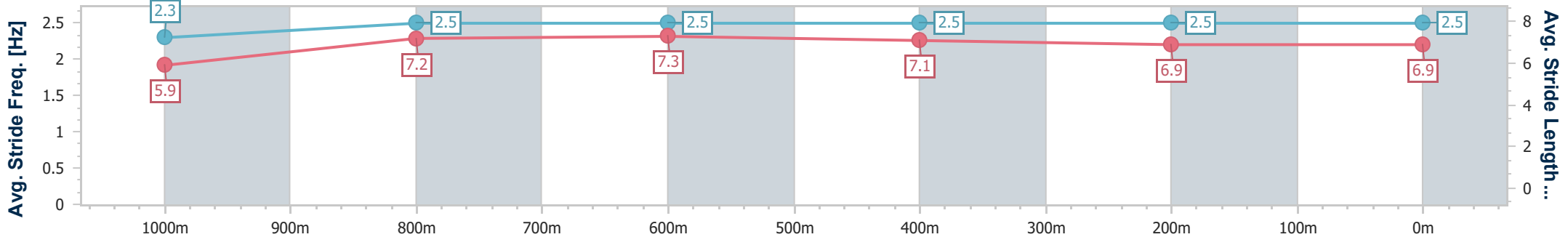
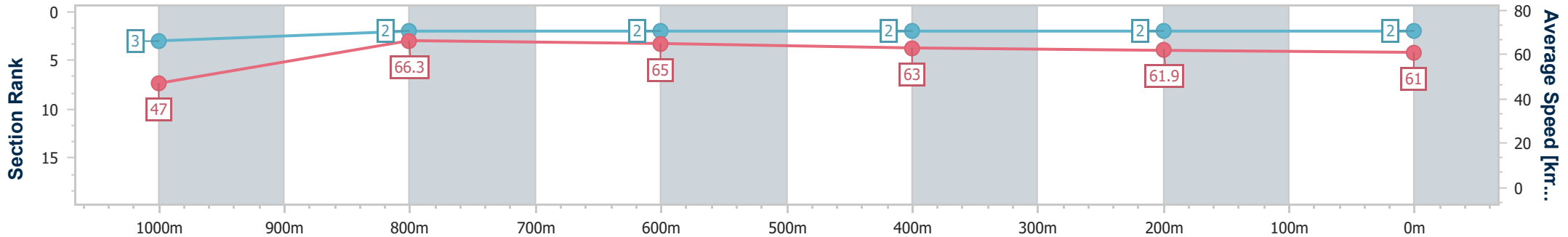
Mackay QLD Professional
 Race 7: BOOK EVENT CENTRE FOR FUNCTIONS RATINGS
 BAND 0 - 55 Handicap - 1100m



06 June 2024 - 16:13

Track Rating: Good 4, Weather: Fine, Rail Position: +2m Entire

Section	Overall	1000m	800m	600m	400m	200m
Section Times	1:04.73 [2] (0:07.63)	0:57.10 [3] (0:10.93)	0:46.17 [2] (0:11.17)	0:35.00 [2] (0:11.49)	0:23.51 [2] (0:11.69)	0:11.82 [2] (0:11.82)
Average Speed [km/h]	47.0	66.3	65.0	63.0	61.9	61.0
Top Speed [km/h]	62.6	68.1	67.8	64.4	63.1	63.1
Avg. Dist. to Rail [m]	6.3	2.1	2.8	0.8	2.6	3.2
Avg. Stride Freq. [Hz]	2.3	2.5	2.5	2.5	2.5	2.5
Avg. Stride Length [m]	5.9	7.2	7.3	7.1	6.9	6.9



- [] Ranking at each section and finish
- .-.- No data available at this section
- NA No data available



Horse/Jockey Name	Tahkian Bubbles
Final Rank	3
Fastest Section Time (Section)	0:07.95 (Overall)
Top Speed [km/h] (Section)	67.8 (1000m)
Race State	Finished



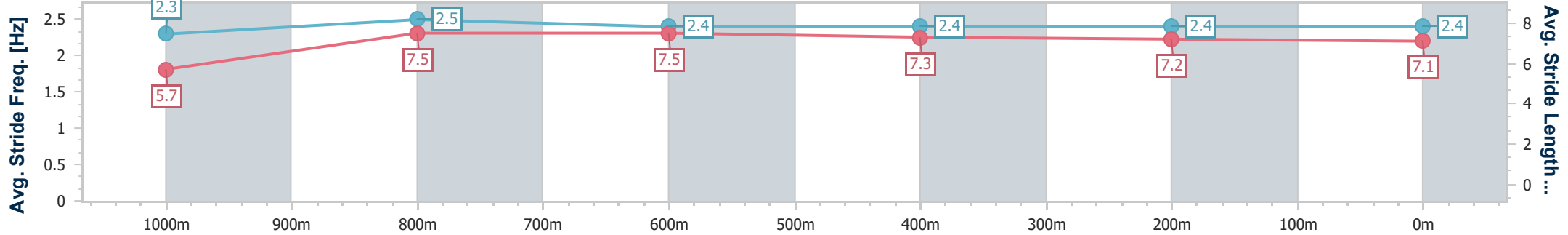
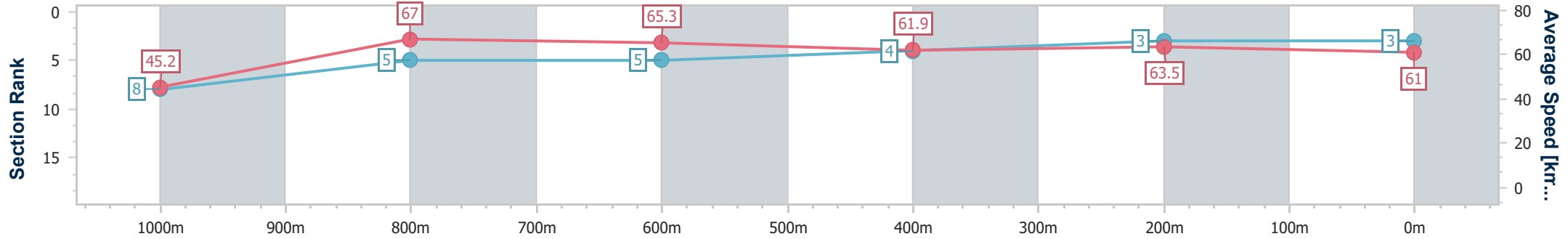
Mackay QLD Professional
 Race 7: BOOK EVENT CENTRE FOR FUNCTIONS RATINGS
 BAND 0 - 55 Handicap - 1100m



06 June 2024 - 16:13

Track Rating: Good 4, Weather: Fine, Rail Position: +2m Entire

Section	Overall	1000m	800m	600m	400m	200m
Section Times	1:04.74 [3] (0:07.95)	0:56.79 [8] (0:10.82)	0:45.97 [5] (0:11.12)	0:34.85 [5] (0:11.71)	0:23.14 [4] (0:11.32)	0:11.82 [3] (0:11.82)
Average Speed [km/h]	45.2	67.0	65.3	61.9	63.5	61.0
Top Speed [km/h]	63.0	67.8	67.3	63.3	64.0	63.7
Avg. Dist. to Rail [m]	10.5	2.2	1.2	0.9	2.0	4.4
Avg. Stride Freq. [Hz]	2.3	2.5	2.4	2.4	2.4	2.4
Avg. Stride Length [m]	5.7	7.5	7.5	7.3	7.2	7.1



- [] Ranking at each section and finish
- .-.- No data available at this section
- NA No data available



Horse/Jockey Name	Nouverre Fille
Final Rank	4
Fastest Section Time (Section)	0:07.64 (Overall)
Top Speed [km/h] (Section)	66.7 (1000m)
Race State	Finished



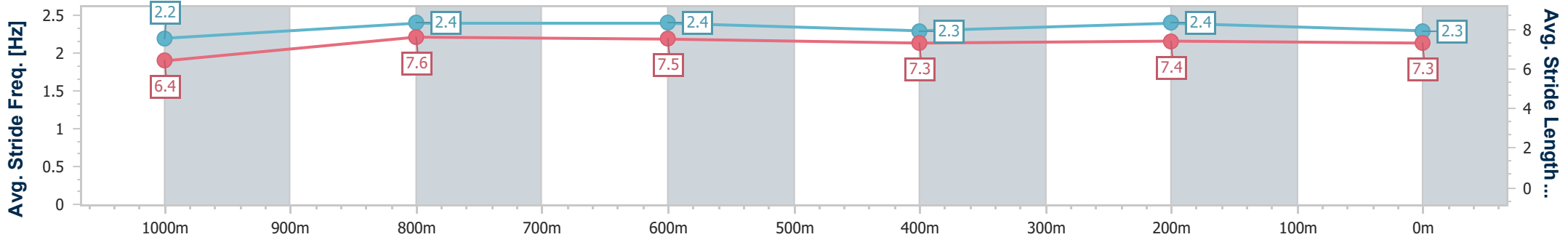
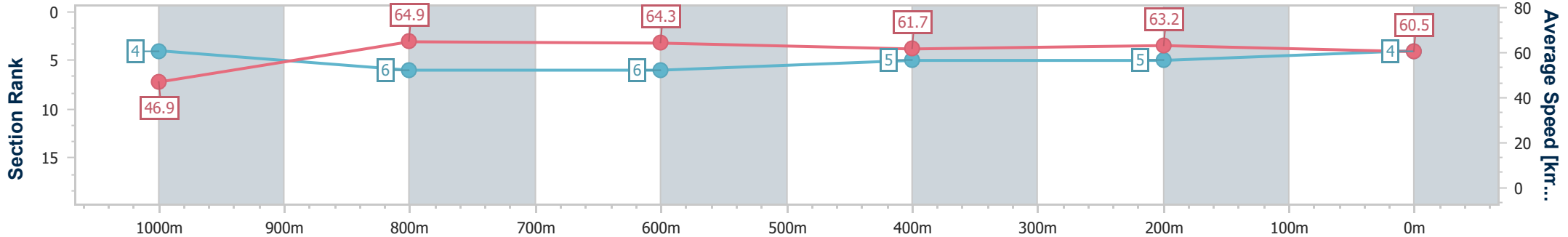
Mackay QLD Professional
 Race 7: BOOK EVENT CENTRE FOR FUNCTIONS RATINGS
 BAND 0 - 55 Handicap - 1100m



06 June 2024 - 16:13

Track Rating: Good 4, Weather: Fine, Rail Position: +2m Entire

Section	Overall	1000m	800m	600m	400m	200m
Section Times	1:05.00 [4] (0:07.64)	0:57.36 [4] (0:11.13)	0:46.23 [6] (0:11.17)	0:35.06 [6] (0:11.74)	0:23.32 [5] (0:11.42)	0:11.90 [5] (0:11.90)
Average Speed [km/h]	46.9	64.9	64.3	61.7	63.2	60.5
Top Speed [km/h]	63.0	66.7	66.7	63.6	64.3	63.7
Avg. Dist. to Rail [m]	2.6	0.3	0.3	1.1	2.9	3.1
Avg. Stride Freq. [Hz]	2.2	2.4	2.4	2.3	2.4	2.3
Avg. Stride Length [m]	6.4	7.6	7.5	7.3	7.4	7.3



- [] Ranking at each section and finish
- .-.- No data available at this section
- NA No data available



Horse/Jockey Name	Nine Carats
Final Rank	5
Fastest Section Time (Section)	0:07.86 (Overall)
Top Speed [km/h] (Section)	69.1 (800m)
Race State	Finished



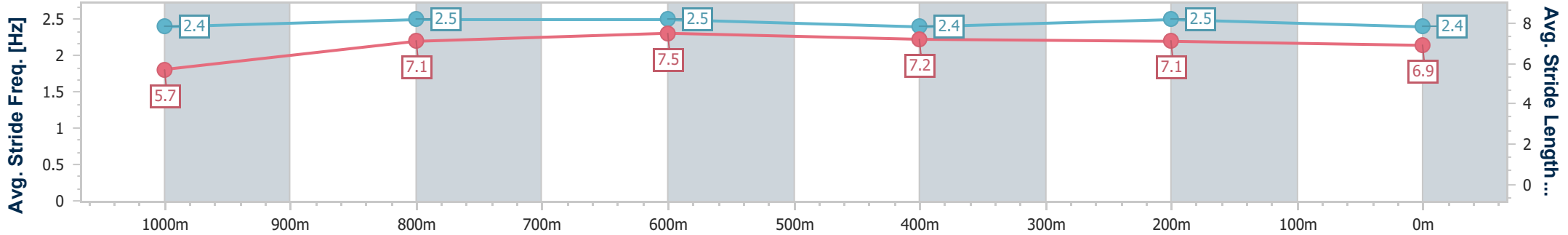
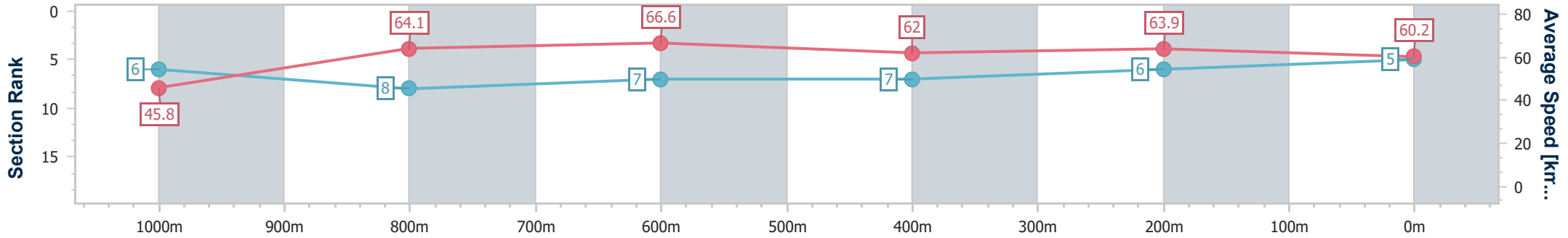
Mackay QLD Professional
 Race 7: BOOK EVENT CENTRE FOR FUNCTIONS RATINGS
 BAND 0 - 55 Handicap - 1100m



06 June 2024 - 16:13

Track Rating: Good 4, Weather: Fine, Rail Position: +2m Entire

Section	Overall	1000m	800m	600m	400m	200m
Section Times	1:05.23 [5] (0:07.86)	0:57.37 [6] (0:11.43)	0:45.94 [8] (0:10.92)	0:35.02 [7] (0:11.72)	0:23.30 [7] (0:11.31)	0:11.99 [6] (0:11.99)
Average Speed [km/h]	45.8	64.1	66.6	62.0	63.9	60.2
Top Speed [km/h]	61.0	68.2	69.1	63.9	64.6	63.4
Avg. Dist. to Rail [m]	11.5	5.3	3.1	1.4	3.1	4.9
Avg. Stride Freq. [Hz]	2.4	2.5	2.5	2.4	2.5	2.4
Avg. Stride Length [m]	5.7	7.1	7.5	7.2	7.1	6.9



- [] Ranking at each section and finish
- .-.- No data available at this section
- NA No data available



Horse/Jockey Name	Hollywood Angel
Final Rank	6
Fastest Section Time (Section)	0:07.71 (Overall)
Top Speed [km/h] (Section)	68.2 (1000m)
Race State	Finished



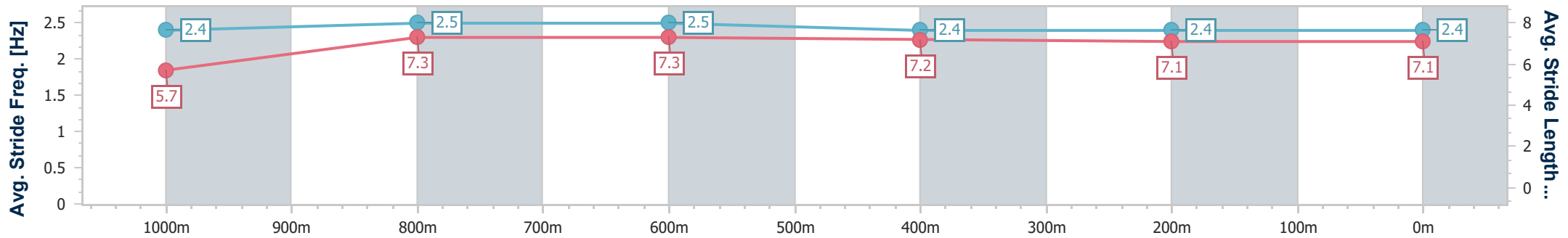
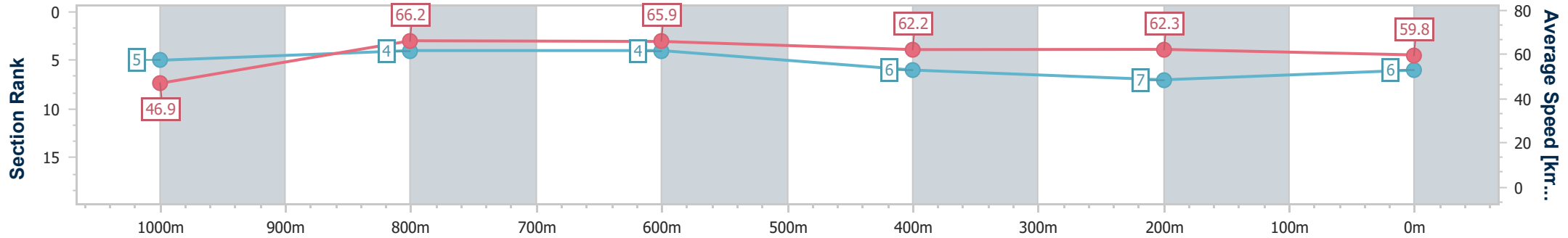
Mackay QLD Professional
 Race 7: BOOK EVENT CENTRE FOR FUNCTIONS RATINGS
 BAND 0 - 55 Handicap - 1100m



06 June 2024 - 16:13

Track Rating: Good 4, Weather: Fine, Rail Position: +2m Entire

Section	Overall	1000m	800m	600m	400m	200m
Section Times	1:05.38 [6] (0:07.71)	0:57.67 [5] (0:11.01)	0:46.66 [4] (0:11.16)	0:35.50 [4] (0:11.85)	0:23.65 [6] (0:11.61)	0:12.04 [7] (0:12.04)
Average Speed [km/h]	46.9	66.2	65.9	62.2	62.3	59.8
Top Speed [km/h]	63.4	68.2	67.5	63.0	63.4	62.2
Avg. Dist. to Rail [m]	7.4	4.5	5.5	3.1	3.0	4.4
Avg. Stride Freq. [Hz]	2.4	2.5	2.5	2.4	2.4	2.4
Avg. Stride Length [m]	5.7	7.3	7.3	7.2	7.1	7.1



- [] Ranking at each section and finish
- .-.- No data available at this section
- NA No data available



Horse/Jockey Name	Flaming Homer
Final Rank	7
Fastest Section Time (Section)	0:07.55 (Overall)
Top Speed [km/h] (Section)	66.4 (1000m)
Race State	Finished



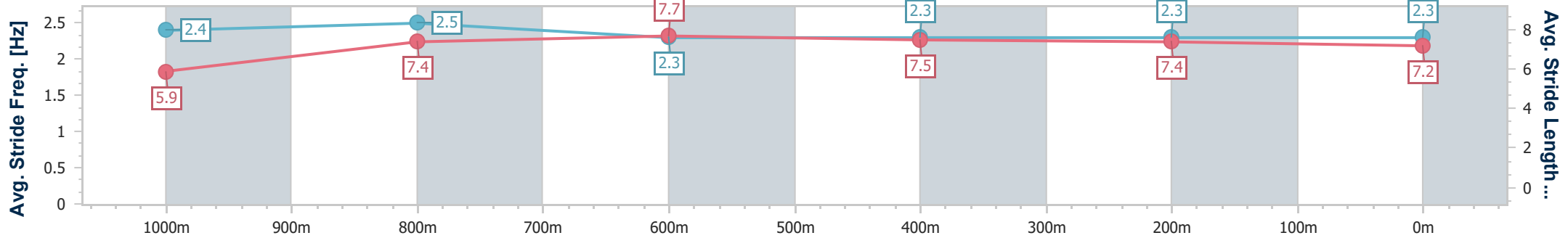
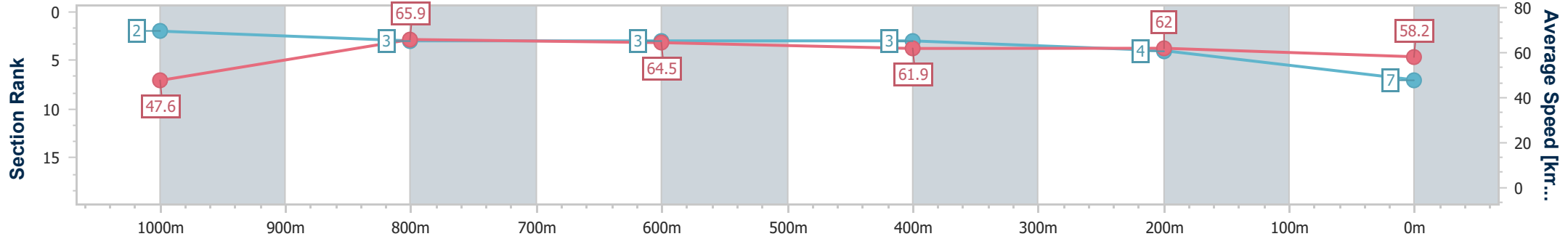
Mackay QLD Professional
 Race 7: BOOK EVENT CENTRE FOR FUNCTIONS RATINGS
 BAND 0 - 55 Handicap - 1100m



06 June 2024 - 16:13

Track Rating: Good 4, Weather: Fine, Rail Position: +2m Entire

Section	Overall	1000m	800m	600m	400m	200m
Section Times	1:05.40 [7] (0:07.55)	0:57.85 [2] (0:11.02)	0:46.83 [3] (0:11.20)	0:35.63 [3] (0:11.66)	0:23.97 [3] (0:11.64)	0:12.33 [4] (0:12.33)
Average Speed [km/h]	47.6	65.9	64.5	61.9	62.0	58.2
Top Speed [km/h]	63.6	66.4	66.4	62.4	62.8	61.4
Avg. Dist. to Rail [m]	4.0	1.6	1.6	0.6	0.9	0.8
Avg. Stride Freq. [Hz]	2.4	2.5	2.3	2.3	2.3	2.3
Avg. Stride Length [m]	5.9	7.4	7.7	7.5	7.4	7.2



- [] Ranking at each section and finish
- .-.- No data available at this section
- NA No data available



Horse/Jockey Name	Imperium
Final Rank	8
Fastest Section Time (Section)	0:08.61 (Overall)
Top Speed [km/h] (Section)	69.1 (800m)
Race State	Finished



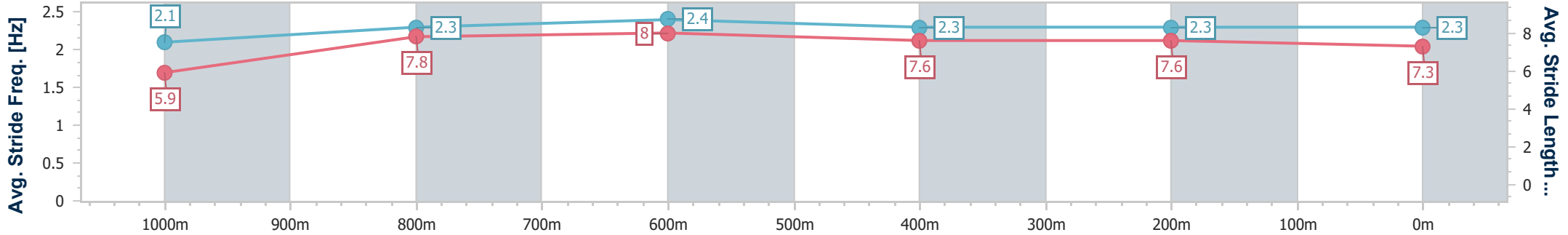
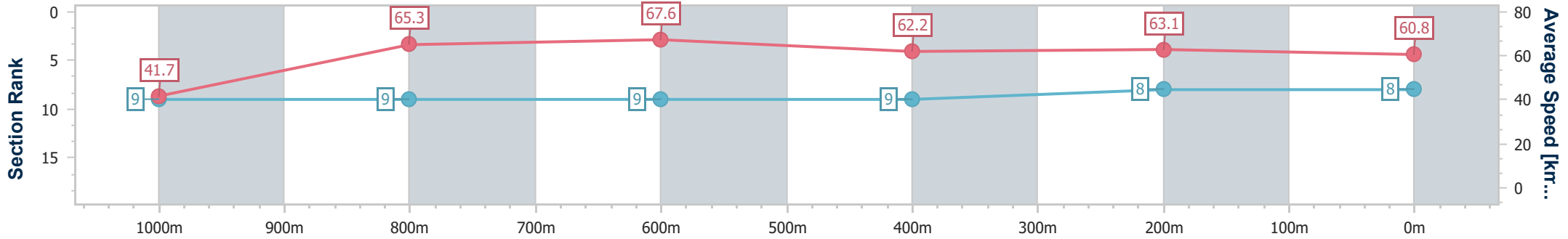
Mackay QLD Professional
 Race 7: BOOK EVENT CENTRE FOR FUNCTIONS RATINGS
 BAND 0 - 55 Handicap - 1100m



06 June 2024 - 16:13

Track Rating: Good 4, Weather: Fine, Rail Position: +2m Entire

Section	Overall	1000m	800m	600m	400m	200m
Section Times	1:05.43 [8] (0:08.61)	0:56.82 [9] (0:11.13)	0:45.69 [9] (0:10.75)	0:34.94 [9] (0:11.62)	0:23.32 [9] (0:11.48)	0:11.84 [8] (0:11.84)
Average Speed [km/h]	41.7	65.3	67.6	62.2	63.1	60.8
Top Speed [km/h]	61.0	67.9	69.1	65.0	63.9	63.3
Avg. Dist. to Rail [m]	2.7	2.6	2.2	0.7	4.0	6.4
Avg. Stride Freq. [Hz]	2.1	2.3	2.4	2.3	2.3	2.3
Avg. Stride Length [m]	5.9	7.8	8.0	7.6	7.6	7.3



- [] Ranking at each section and finish
- .-.- No data available at this section
- NA No data available



Horse/Jockey Name	Orca
Final Rank	9
Fastest Section Time (Section)	0:07.89 (Overall)
Top Speed [km/h] (Section)	66.6 (1000m)
Race State	Finished



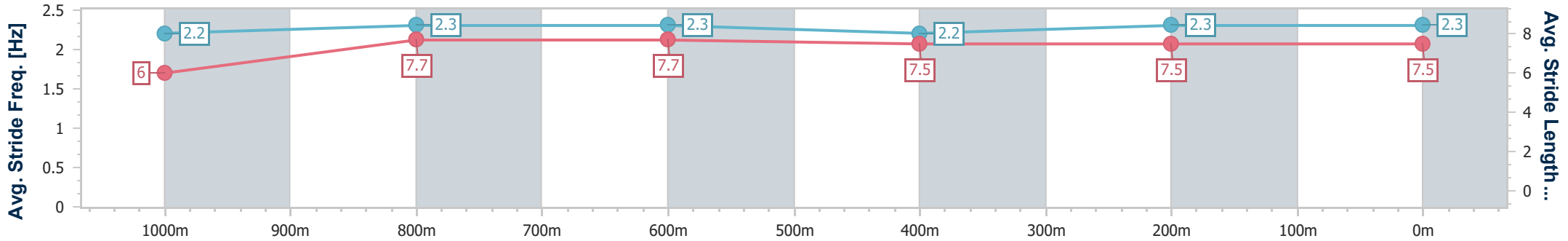
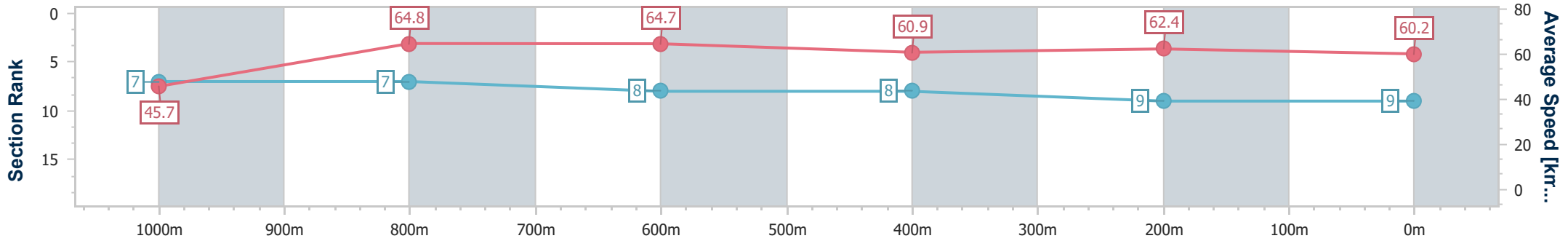
Mackay QLD Professional
 Race 7: BOOK EVENT CENTRE FOR FUNCTIONS RATINGS
 BAND 0 - 55 Handicap - 1100m



06 June 2024 - 16:13

Track Rating: Good 4, Weather: Fine, Rail Position: +2m Entire

Section	Overall	1000m	800m	600m	400m	200m
Section Times	1:05.54 [9] (0:07.89)	0:57.65 [7] (0:11.17)	0:46.48 [7] (0:11.20)	0:35.28 [8] (0:11.81)	0:23.47 [8] (0:11.52)	0:11.95 [9] (0:11.95)
Average Speed [km/h]	45.7	64.8	64.7	60.9	62.4	60.2
Top Speed [km/h]	61.0	66.6	66.2	62.6	63.1	62.5
Avg. Dist. to Rail [m]	5.1	1.2	1.5	0.5	1.1	2.0
Avg. Stride Freq. [Hz]	2.2	2.3	2.3	2.2	2.3	2.3
Avg. Stride Length [m]	6.0	7.7	7.7	7.5	7.5	7.5



- [] Ranking at each section and finish
- .-.- No data available at this section
- NA No data available



Mackay QLD Professional
Race 8: RACING AGAIN TUESDAY 18TH JUNE BENCHMARK 70
Handicap - 1100m
06 June 2024 - 16:53



Track Rating: Good 4, Weather: Fine, Rail Position: +2m Entire

Section		Overall	1000m	800m	600m	400m	200m	Last 600m					
Field Times		1:03.50 (0:07.64)	0:55.86 (0:10.67)	0:45.19 (0:10.76)	0:34.43 (0:11.28)	0:23.15 (0:11.32)	0:11.83 (0:11.83)	0:34.43					
Rank	TAB Horse/Jockey	Barrier	Top Speed [km/h]	Fastest Section							Margin	Distance Travelled [m]	
1	3 CAPTAIN BOND Carl Spry	1	67.7	0:07.87	1:03.50 [1] (0:07.87)	0:55.63 [5] (0:10.88)	0:44.75 [5] (0:10.91)	0:33.84 [5] (0:11.24)	0:22.60 [5] (0:11.00)	0:11.60 [3] (0:11.60)	1:03.50	0:33.84	
2	10 BARNEY RABBLE Georgina Cartwright	2	69.3	0:07.64	1:03.89 [2] (0:07.64)	0:56.25 [1] (0:10.67)	0:45.58 [1] (0:10.76)	0:34.82 [1] (0:11.28)	0:23.54 [1] (0:11.32)	0:12.22 [1] (0:12.22)	2.3L	0:34.82	+0
3	5 BOLD HUNTER Zac Sprie	13	69.0	0:07.75	1:03.91 [3] (0:07.75)	0:56.16 [3] (0:10.74)	0:45.42 [2] (0:10.91)	0:34.51 [2] (0:11.14)	0:23.37 [2] (0:11.34)	0:12.03 [2] (0:12.03)	2.39L	0:34.51	+2
4	9 IN BEL'S SHADOW Scott Sheargold	11	69.0	0:08.47	1:03.99 [4] (0:08.47)	0:55.52 [8] (0:10.85)	0:44.67 [8] (0:10.80)	0:33.87 [8] (0:10.97)	0:22.90 [7] (0:11.13)	0:11.77 [6] (0:11.77)	2.88L	0:33.87	-2
5	11 SINGLE MEMO Justin Stanley	3	68.9	0:07.70	1:04.09 [5] (0:07.70)	0:56.39 [2] (0:10.80)	0:45.59 [3] (0:10.97)	0:34.62 [3] (0:11.26)	0:23.36 [4] (0:11.24)	0:12.12 [4] (0:12.12)	3.45L	0:34.62	+2
6	12 PRETTY SLICK Melea Castle	8	68.7	0:07.86	1:04.09 [6] (0:07.86)	0:56.23 [4] (0:10.82)	0:45.41 [4] (0:10.85)	0:34.56 [4] (0:11.11)	0:23.45 [3] (0:11.41)	0:12.04 [5] (0:12.04)	3.48L	0:34.56	-4
7	2 CABALO ESCURO Shae Nielson	10	68.2	0:08.12	1:04.31 [7] (0:08.12)	0:56.19 [7] (0:10.91)	0:45.28 [6] (0:10.85)	0:34.43 [6] (0:11.03)	0:23.40 [6] (0:11.41)	0:11.99 [7] (0:11.99)	4.79L	0:34.43	-1
8	4 READY FOR MAGIC Ryan Wiggins	7	67.3	0:08.10	1:04.41 [8] (0:08.10)	0:56.31 [6] (0:10.93)	0:45.38 [7] (0:11.02)	0:34.36 [7] (0:11.21)	0:23.15 [8] (0:11.27)	0:11.88 [8] (0:11.88)	5.39L	0:34.36	-2

Scratched: Northern Pride (#6), Captain Fox (#1), Kahaylaan (#13), Fanaar (#7), Bringyaticket (#8)



Horse/Jockey Name	Captain Bond
Final Rank	1
Fastest Section Time (Section)	0:07.87 (Overall)
Top Speed [km/h] (Section)	67.7 (1000m)
Race State	Finished

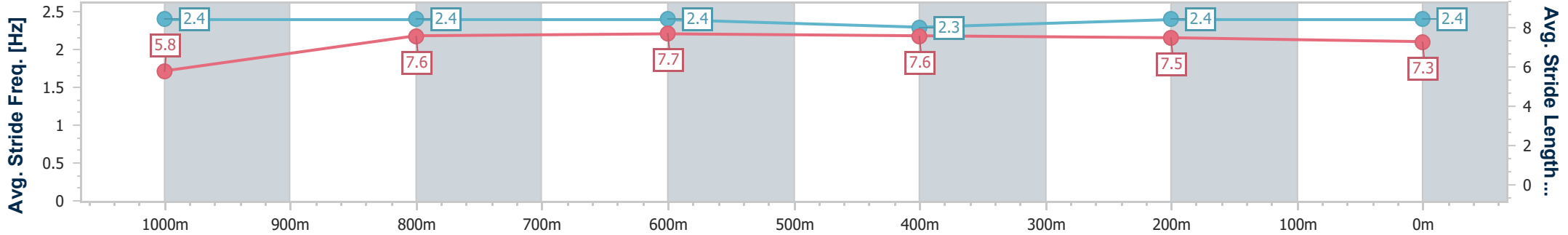
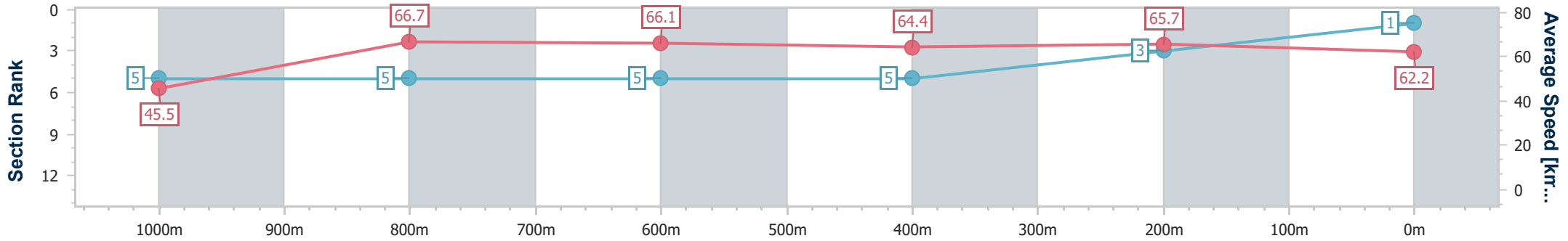


Mackay QLD Professional
 Race 8: RACING AGAIN TUESDAY 18TH JUNE BENCHMARK 70
 Handicap - 1100m
 06 June 2024 - 16:53



Track Rating: Good 4, Weather: Fine, Rail Position: +2m Entire

Section	Overall	1000m	800m	600m	400m	200m
Section Times	1:03.50 [1] (0:07.87)	0:55.63 [5] (0:10.88)	0:44.75 [5] (0:10.91)	0:33.84 [5] (0:11.24)	0:22.60 [5] (0:11.00)	0:11.60 [3] (0:11.60)
Average Speed [km/h]	45.5	66.7	66.1	64.4	65.7	62.2
Top Speed [km/h]	66.3	67.7	67.6	65.6	67.0	65.5
Avg. Dist. to Rail [m]	1.6	1.3	1.1	1.2	3.0	5.6
Avg. Stride Freq. [Hz]	2.4	2.4	2.4	2.3	2.4	2.4
Avg. Stride Length [m]	5.8	7.6	7.7	7.6	7.5	7.3



- [] Ranking at each section and finish
- .-.- No data available at this section
- NA No data available



Horse/Jockey Name	Barney Rabble
Final Rank	2
Fastest Section Time (Section)	0:07.64 (Overall)
Top Speed [km/h] (Section)	69.3 (1000m)
Race State	Finished

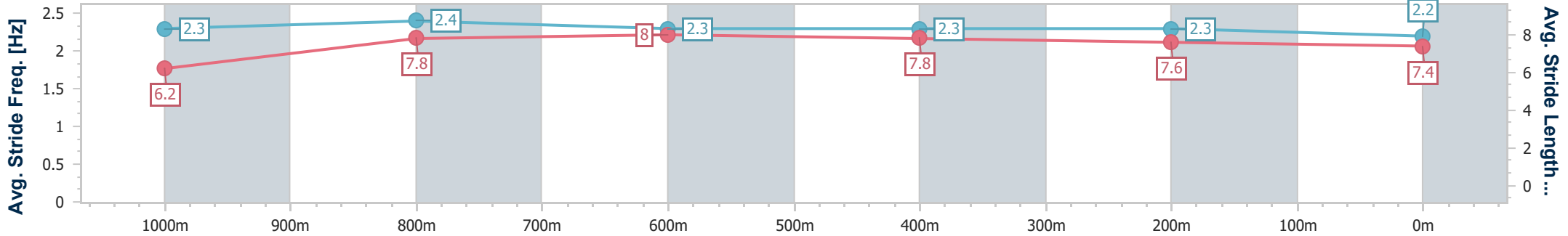
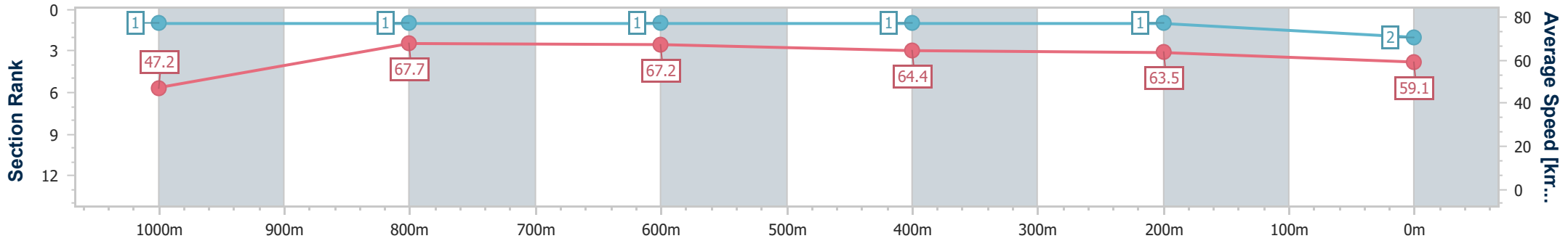


Mackay QLD Professional
 Race 8: RACING AGAIN TUESDAY 18TH JUNE BENCHMARK 70
 Handicap - 1100m
 06 June 2024 - 16:53



Track Rating: Good 4, Weather: Fine, Rail Position: +2m Entire

Section	Overall	1000m	800m	600m	400m	200m
Section Times	1:03.89 [2] (0:07.64)	0:56.25 [1] (0:10.67)	0:45.58 [1] (0:10.76)	0:34.82 [1] (0:11.28)	0:23.54 [1] (0:11.32)	0:12.22 [1] (0:12.22)
Average Speed [km/h]	47.2	67.7	67.2	64.4	63.5	59.1
Top Speed [km/h]	65.9	69.3	68.4	64.7	64.4	62.3
Avg. Dist. to Rail [m]	2.7	1.2	1.0	1.1	1.7	4.2
Avg. Stride Freq. [Hz]	2.3	2.4	2.3	2.3	2.3	2.2
Avg. Stride Length [m]	6.2	7.8	8.0	7.8	7.6	7.4



- [] Ranking at each section and finish
- .-.- No data available at this section
- NA No data available



Horse/Jockey Name	Bold Hunter
Final Rank	3
Fastest Section Time (Section)	0:07.75 (Overall)
Top Speed [km/h] (Section)	69.0 (1000m)
Race State	Finished

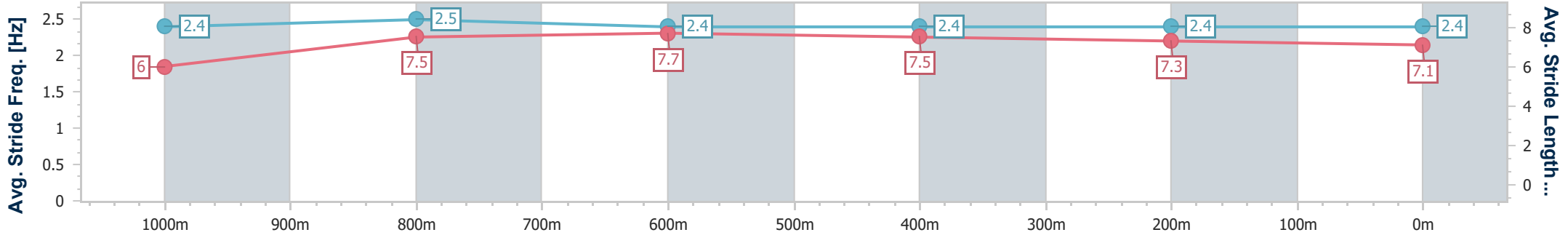
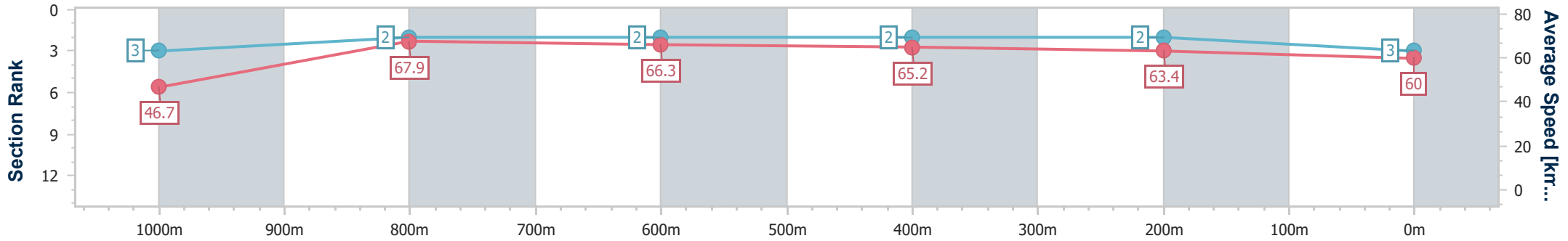


Mackay QLD Professional
 Race 8: RACING AGAIN TUESDAY 18TH JUNE BENCHMARK 70
 Handicap - 1100m
 06 June 2024 - 16:53



Track Rating: Good 4, Weather: Fine, Rail Position: +2m Entire

Section	Overall	1000m	800m	600m	400m	200m
Section Times	1:03.91 [3] (0:07.75)	0:56.16 [3] (0:10.74)	0:45.42 [2] (0:10.91)	0:34.51 [2] (0:11.14)	0:23.37 [2] (0:11.34)	0:12.03 [2] (0:12.03)
Average Speed [km/h]	46.7	67.9	66.3	65.2	63.4	60.0
Top Speed [km/h]	65.6	69.0	68.4	66.2	65.5	63.2
Avg. Dist. to Rail [m]	7.5	4.0	2.6	0.7	2.4	5.5
Avg. Stride Freq. [Hz]	2.4	2.5	2.4	2.4	2.4	2.4
Avg. Stride Length [m]	6.0	7.5	7.7	7.5	7.3	7.1



- [] Ranking at each section and finish
- .-.- No data available at this section
- NA No data available



Horse/Jockey Name	In Bel's Shadow
Final Rank	4
Fastest Section Time (Section)	0:08.47 (Overall)
Top Speed [km/h] (Section)	69.0 (1000m)
Race State	Finished

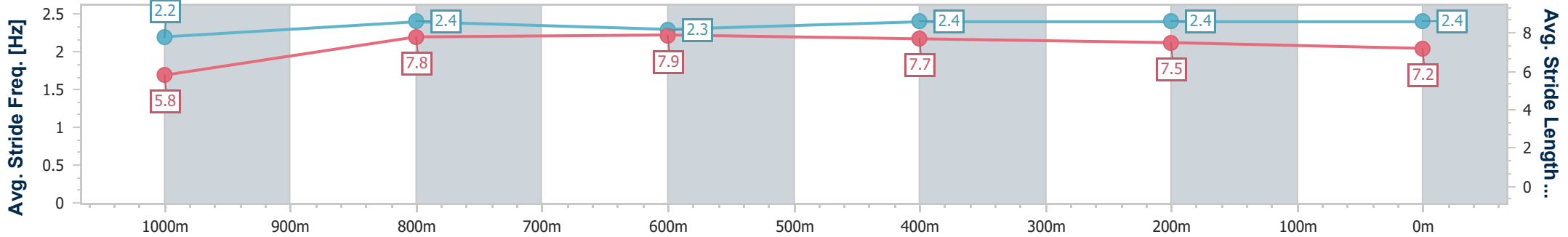
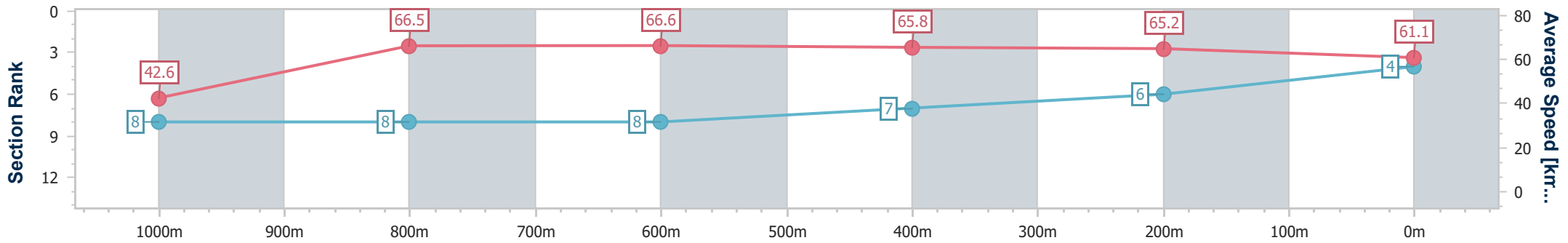


Mackay QLD Professional
 Race 8: RACING AGAIN TUESDAY 18TH JUNE BENCHMARK 70
 Handicap - 1100m
 06 June 2024 - 16:53



Track Rating: Good 4, Weather: Fine, Rail Position: +2m Entire

Section	Overall	1000m	800m	600m	400m	200m
Section Times	1:03.99 [4] (0:08.47)	0:55.52 [8] (0:10.85)	0:44.67 [8] (0:10.80)	0:33.87 [8] (0:10.97)	0:22.90 [7] (0:11.13)	0:11.77 [6] (0:11.77)
Average Speed [km/h]	42.6	66.5	66.6	65.8	65.2	61.1
Top Speed [km/h]	61.3	69.0	67.9	67.3	66.3	64.5
Avg. Dist. to Rail [m]	6.6	0.9	0.3	0.8	5.8	8.7
Avg. Stride Freq. [Hz]	2.2	2.4	2.3	2.4	2.4	2.4
Avg. Stride Length [m]	5.8	7.8	7.9	7.7	7.5	7.2



- [] Ranking at each section and finish
- .-.- No data available at this section
- NA No data available



Horse/Jockey Name	Single Memo
Final Rank	5
Fastest Section Time (Section)	0:07.70 (Overall)
Top Speed [km/h] (Section)	68.9 (1000m)
Race State	Finished

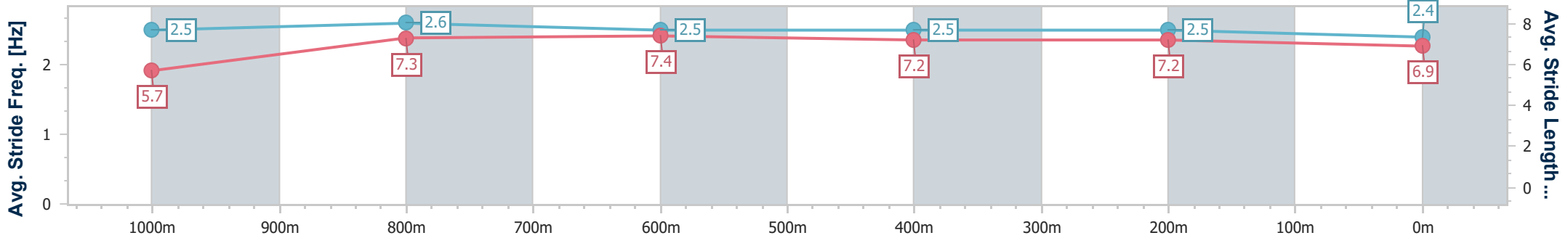
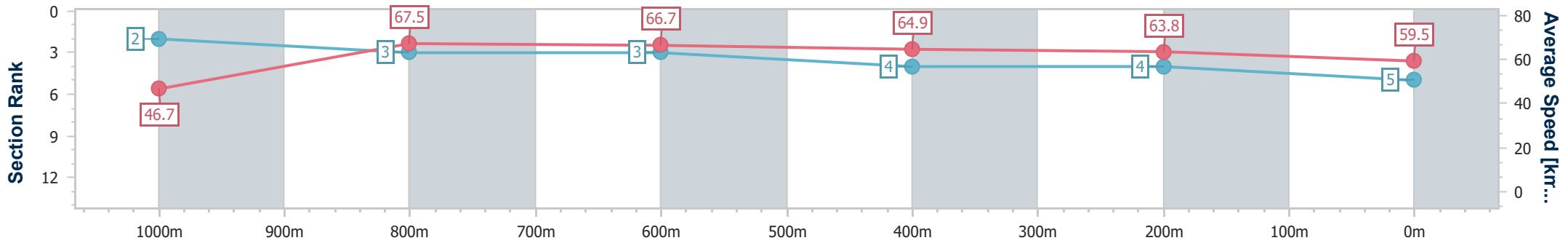


Mackay QLD Professional
 Race 8: RACING AGAIN TUESDAY 18TH JUNE BENCHMARK 70
 Handicap - 1100m
 06 June 2024 - 16:53



Track Rating: Good 4, Weather: Fine, Rail Position: +2m Entire

Section	Overall	1000m	800m	600m	400m	200m
Section Times	1:04.09 [5] (0:07.70)	0:56.39 [2] (0:10.80)	0:45.59 [3] (0:10.97)	0:34.62 [3] (0:11.26)	0:23.36 [4] (0:11.24)	0:12.12 [4] (0:12.12)
Average Speed [km/h]	46.7	67.5	66.7	64.9	63.8	59.5
Top Speed [km/h]	64.0	68.9	67.7	65.9	64.4	64.5
Avg. Dist. to Rail [m]	3.6	3.0	4.7	2.0	1.2	4.3
Avg. Stride Freq. [Hz]	2.5	2.6	2.5	2.5	2.5	2.4
Avg. Stride Length [m]	5.7	7.3	7.4	7.2	7.2	6.9



- [] Ranking at each section and finish
- .-.- No data available at this section
- NA No data available



Horse/Jockey Name	Pretty Slick
Final Rank	6
Fastest Section Time (Section)	0:07.86 (Overall)
Top Speed [km/h] (Section)	68.7 (1000m)
Race State	Finished

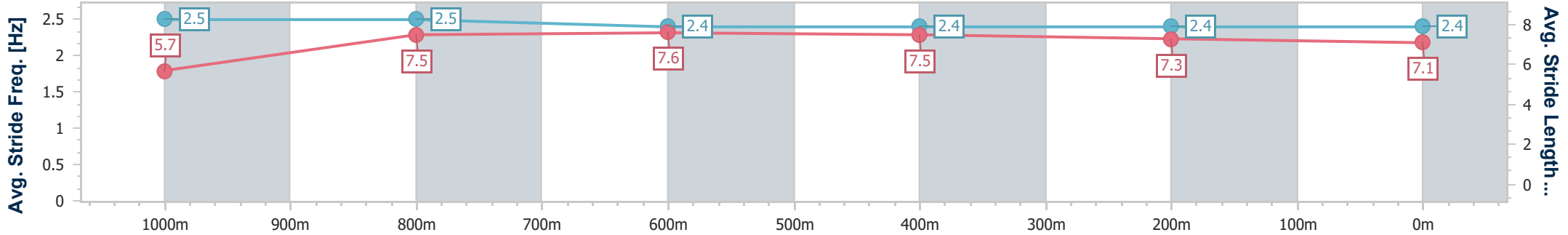
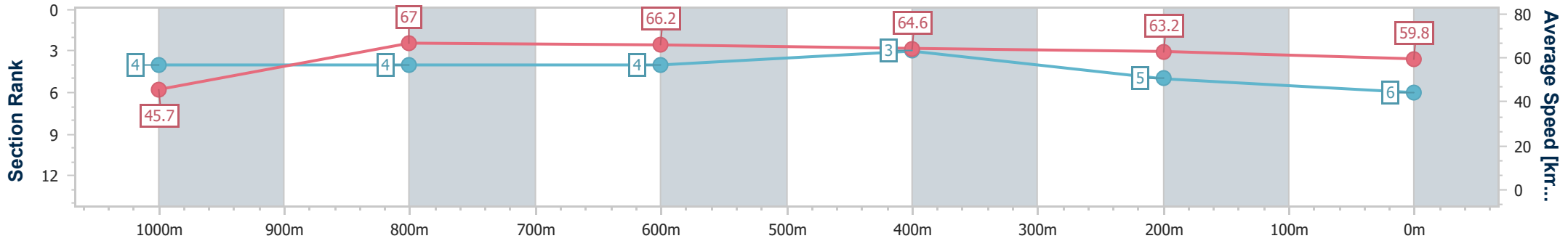


Mackay QLD Professional
 Race 8: RACING AGAIN TUESDAY 18TH JUNE BENCHMARK 70
 Handicap - 1100m
 06 June 2024 - 16:53



Track Rating: Good 4, Weather: Fine, Rail Position: +2m Entire

Section	Overall	1000m	800m	600m	400m	200m
Section Times	1:04.09 [6] (0:07.86)	0:56.23 [4] (0:10.82)	0:45.41 [4] (0:10.85)	0:34.56 [4] (0:11.11)	0:23.45 [3] (0:11.41)	0:12.04 [5] (0:12.04)
Average Speed [km/h]	45.7	67.0	66.2	64.6	63.2	59.8
Top Speed [km/h]	63.4	68.7	68.4	65.4	64.3	62.8
Avg. Dist. to Rail [m]	4.9	1.7	0.6	0.7	3.5	6.8
Avg. Stride Freq. [Hz]	2.5	2.5	2.4	2.4	2.4	2.4
Avg. Stride Length [m]	5.7	7.5	7.6	7.5	7.3	7.1



- [] Ranking at each section and finish
- .-.- No data available at this section
- NA No data available



Horse/Jockey Name	Cabalo Escuro
Final Rank	7
Fastest Section Time (Section)	0:08.12 (Overall)
Top Speed [km/h] (Section)	68.2 (800m)
Race State	Finished

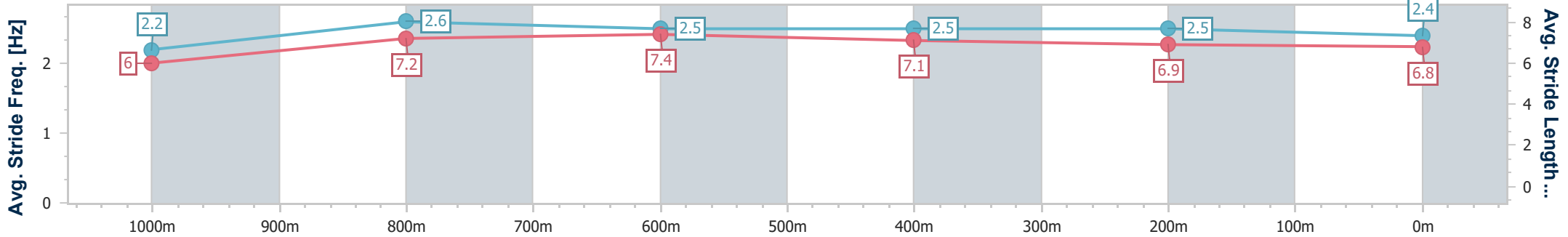
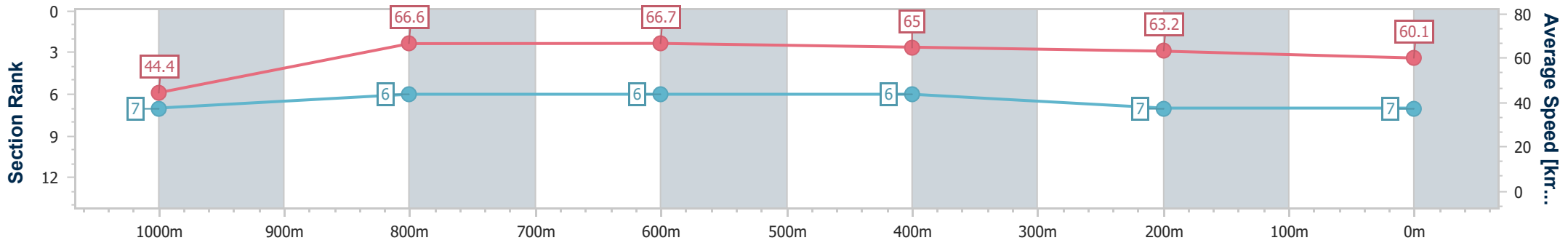


Mackay QLD Professional
 Race 8: RACING AGAIN TUESDAY 18TH JUNE BENCHMARK 70
 Handicap - 1100m
 06 June 2024 - 16:53



Track Rating: Good 4, Weather: Fine, Rail Position: +2m Entire

Section	Overall	1000m	800m	600m	400m	200m
Section Times	1:04.31 [7] (0:08.12)	0:56.19 [7] (0:10.91)	0:45.28 [6] (0:10.85)	0:34.43 [6] (0:11.03)	0:23.40 [6] (0:11.41)	0:11.99 [7] (0:11.99)
Average Speed [km/h]	44.4	66.6	66.7	65.0	63.2	60.1
Top Speed [km/h]	62.7	67.9	68.2	65.8	65.4	62.4
Avg. Dist. to Rail [m]	5.8	3.2	2.1	0.9	3.7	4.8
Avg. Stride Freq. [Hz]	2.2	2.6	2.5	2.5	2.5	2.4
Avg. Stride Length [m]	6.0	7.2	7.4	7.1	6.9	6.8



- [] Ranking at each section and finish
- .-.- No data available at this section
- NA No data available



Horse/Jockey Name	Ready For Magic
Final Rank	8
Fastest Section Time (Section)	0:08.10 (Overall)
Top Speed [km/h] (Section)	67.3 (1000m)
Race State	Finished

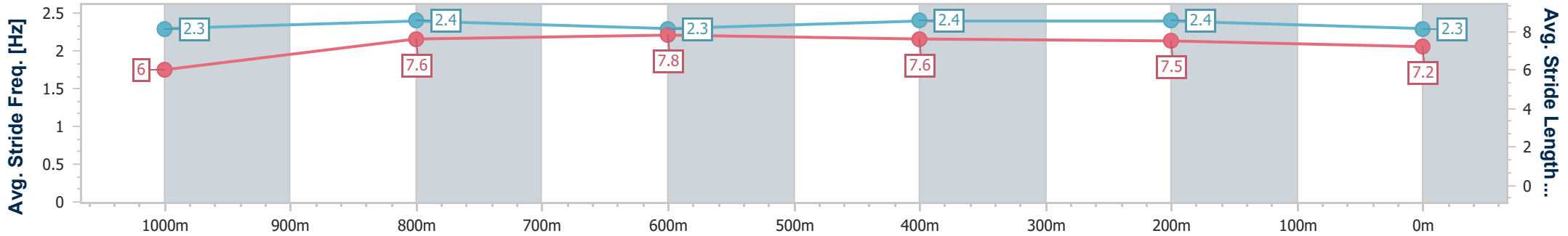
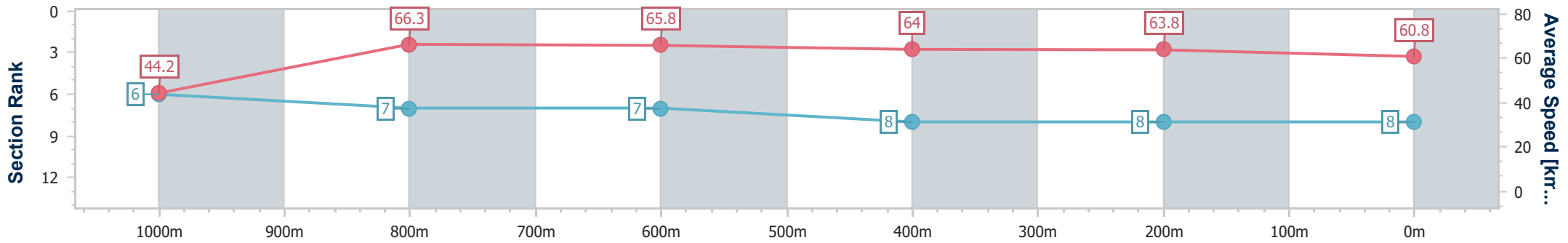


Mackay QLD Professional
 Race 8: RACING AGAIN TUESDAY 18TH JUNE BENCHMARK 70
 Handicap - 1100m
 06 June 2024 - 16:53



Track Rating: Good 4, Weather: Fine, Rail Position: +2m Entire

Section	Overall	1000m	800m	600m	400m	200m
Section Times	1:04.41 [8] (0:08.10)	0:56.31 [6] (0:10.93)	0:45.38 [7] (0:11.02)	0:34.36 [7] (0:11.21)	0:23.15 [8] (0:11.27)	0:11.88 [8] (0:11.88)
Average Speed [km/h]	44.2	66.3	65.8	64.0	63.8	60.8
Top Speed [km/h]	62.6	67.3	66.5	65.0	65.0	63.6
Avg. Dist. to Rail [m]	3.5	1.4	1.7	0.4	3.1	3.7
Avg. Stride Freq. [Hz]	2.3	2.4	2.3	2.4	2.4	2.3
Avg. Stride Length [m]	6.0	7.6	7.8	7.6	7.5	7.2



- [] Ranking at each section and finish
- .-.- No data available at this section
- NA No data available