



Eagle Farm QLD Professional

Race 1: MITTYS BENCHMARK 90 Handicap - 1810m

08 June 2024 - 11:44



BRISBANE
RACING CLUB

Track Rating: Good 4, Weather: Fine, Rail Position: +2.5m Entire

Section		Field Times												
Rank	TAB Horse/Jockey	Barrier	Top Speed [km/h]	Fastest Section	Overall	1600m	1400m	1200m	1000m	800m	600m	Last 600m	Distance Travelled [m]	
1	7 PRINCESS RHAENYS James McDonald	6	65.0 600m	0:11.39 600m	1:49.14 [1] (0:15.12)	1:34.02 [6] (0:11.57)	1:22.45 [6] (0:11.71)	1:10.74 [6] (0:11.89)	0:58.85 [6] (0:11.94)	0:46.91 [6] (0:11.71)	0:35.20 [7] (0:11.39)	0:35.20		
2	11 BROOKHAVEN Damien Thornton	3	65.5 600m	0:11.39 600m	1:49.24 [2] (0:15.02)	1:34.22 [5] (0:11.60)	1:22.62 [5] (0:11.62)	1:11.00 [4] (0:11.97)	0:59.03 [5] (0:11.78)	0:47.25 [5] (0:11.84)	0:35.41 [5] (0:11.39)	0:35.41	-2	
3	10 AGE OF SAIL Craig Williams	7	64.3 400m	0:11.52 600m	1:49.58 [3] (0:15.44)	1:34.14 [10] (0:11.68)	1:22.46 [11] (0:11.84)	1:10.62 [11] (0:11.97)	0:58.65 [11] (0:11.73)	0:46.92 [11] (0:11.67)	0:35.25 [11] (0:11.52)	0:35.25	-10	
4	13 EVOCATOR Robbie Dolan	2	64.6 400m	0:11.42 400m	1:49.75 [4] (0:15.22)	1:34.53 [8] (0:11.55)	1:22.98 [8] (0:11.83)	1:11.15 [8] (0:11.96)	0:59.19 [8] (0:11.71)	0:47.48 [7] (0:11.66)	0:35.82 [6] (0:11.53)	0:35.82	-13	
5	2 SNEAK PREVIEW Cejay Graham	13	66.0 600m	0:11.46 600m	1:49.78 [5] (0:15.81)	1:33.97 [13] (0:11.81)	1:22.16 [13] (0:11.68)	1:10.48 [13] (0:11.93)	0:58.55 [13] (0:11.70)	0:46.85 [13] (0:11.66)	0:35.19 [12] (0:11.46)	0:35.19	-4	
6	14 SUNSET SOIREE Angela Jones	10	66.5 600m	0:11.40 400m	1:49.85 [6] (0:15.62)	1:34.23 [12] (0:11.73)	1:22.50 [12] (0:11.81)	1:10.69 [12] (0:11.94)	0:58.75 [12] (0:11.67)	0:47.08 [12] (0:11.88)	0:35.20 [13] (0:11.42)	0:35.20	-4	
7	5 NIKAU SPUR Andrew Mallyon	9	64.3 400m	0:11.47 600m	1:49.86 [7] (0:15.54)	1:34.32 [11] (0:11.53)	1:22.79 [10] (0:11.85)	1:10.94 [10] (0:11.95)	0:58.99 [10] (0:11.71)	0:47.28 [10] (0:11.62)	0:35.66 [9] (0:11.47)	0:35.66	-12	
8	8 WARP SPEED Michael Cahill	1	63.1 1600m	0:11.60 1600m	1:49.92 [8] (0:14.84)	1:35.08 [3] (0:11.60)	1:23.48 [4] (0:11.83)	1:11.65 [5] (0:11.92)	0:59.73 [4] (0:11.79)	0:47.94 [4] (0:11.70)	0:36.24 [4] (0:11.66)	0:36.24	-14	
9	3 WAPITI Nikita Beriman	14	63.9 1000m	0:11.59 600m	1:50.09 [9] (0:15.36)	1:34.73 [9] (0:11.66)	1:23.07 [9] (0:11.82)	1:11.25 [9] (0:12.02)	0:59.23 [9] (0:11.70)	0:47.53 [9] (0:11.67)	0:35.86 [10] (0:11.59)	0:35.86	-1	
10	9 LINTHORPE LAD Melea Castle	11	65.7 1600m	0:11.20 1600m	1:50.17 [10] (0:14.84)	1:35.33 [4] (0:11.20)	1:24.13 [1] (0:11.57)	1:12.56 [1] (0:11.69)	1:00.87 [1] (0:11.49)	0:49.38 [1] (0:11.69)	0:37.69 [1] (0:11.90)	0:37.69	-12	

Scratched: Torrens (#1)



Eagle Farm QLD Professional
Race 1: MITTYS BENCHMARK 90 Handicap - 1810m
08 June 2024 - 11:44



BRISBANE
RACING CLUB

Track Rating: Good 4, Weather: Fine, Rail Position: +2.5m Entire

Section		Overall	1600m	1400m	1200m	1000m	800m	600m	Last 600m					
Field Times		1:49.14 (0:14.77)	1:34.37 (0:11.27)	1:23.10 (0:11.57)	1:11.53 (0:11.69)	0:59.84 (0:11.49)	0:48.35 (0:11.69)	0:36.66 (0:11.90)	0:36.66					
Rank	TAB Horse/Jockey	Barrier	Top Speed [km/h]	Fastest Section										Distance Travelled [m]
11	12 THOUGHT OF THAT Georgina Cartwright	5	63.3 800m	0:11.58 1600m	1:50.54 [11] (0:15.18)	1:35.36 [7] (0:11.58)	1:23.78 [7] (0:11.79)	1:11.99 [7] (0:12.00)	0:59.99 [7] (0:11.82)	0:48.17 [8] (0:11.63)	0:36.54 [8] (0:11.79)	0:36.54	-7	
12	4 AVENUE OF STARS Anthony Allen	12	65.4 1600m	0:11.26 1600m	1:50.97 [12] (0:14.79)	1:36.18 [2] (0:11.26)	1:24.92 [2] (0:11.69)	1:13.23 [2] (0:11.81)	1:01.42 [2] (0:11.74)	0:49.68 [2] (0:12.04)	0:37.64 [2] (0:11.92)	0:37.64	-9	
13	6 MILITARY GAMBLER Jake Bayliss	8	63.7 Overall	0:11.62 1600m	1:53.73 [13] (0:14.77)	1:38.96 [1] (0:11.62)	1:27.34 [3] (0:11.76)	1:15.58 [3] (0:11.94)	1:03.64 [3] (0:11.85)	0:51.79 [3] (0:11.70)	0:40.09 [3] (0:11.72)	0:40.09	-10	

Scratched: Torrens (#1)

[] Ranking at each section and finish
 -:-:- No data available at this section
 NA No data available

SCN Saddle cloth number
 DNF Did not finish
 DNT Did not track



Eagle Farm QLD Professional

Race 1: MITTYS BENCHMARK 90 Handicap - 1810m

08 June 2024 - 11:44



BRISBANE
RACING CLUB

Track Rating: Good 4, Weather: Fine, Rail Position: +2.5m Entire

Section				400m	200m			Last 600m		
Field Times				0:24.76 (0:12.29)	0:12.47 (0:12.47)			0:36.66		
Rank	TAB	Horse/Jockey	Barrier	Top Speed [km/h]	Fastest Section	Margin				Distance Travelled [m]
1	7	PRINCESS RHAENYS James McDonald	6	65.0 600m	0:11.39 600m	0:23.81 [4] (0:11.47)	0:12.34 [3] (0:12.34)	1:49.14	0:35.20	
2	11	BROOKHAVEN Damien Thornton	3	65.5 600m	0:11.39 600m	0:24.02 [2] (0:11.45)	0:12.57 [1] (0:12.57)	0.61L	0:35.41	-2
3	10	AGE OF SAIL Craig Williams	7	64.3 400m	0:11.52 600m	0:23.73 [11] (0:11.54)	0:12.19 [7] (0:12.19)	2.59L	0:35.25	-10
4	13	EVOCATOR Robbie Dolan	2	64.6 400m	0:11.42 400m	0:24.29 [7] (0:11.42)	0:12.87 [4] (0:12.87)	3.61L	0:35.82	-13
5	2	SNEAK PREVIEW Cejay Graham	13	66.0 600m	0:11.46 600m	0:23.73 [12] (0:11.55)	0:12.18 [11] (0:12.18)	3.8L	0:35.19	-4
6	14	SUNSET SOIREE Angela Jones	10	66.5 600m	0:11.40 400m	0:23.78 [13] (0:11.40)	0:12.38 [9] (0:12.38)	4.2L	0:35.20	-4
7	5	NIKAU SPUR Andrew Mallyon	9	64.3 400m	0:11.47 600m	0:24.19 [8] (0:11.66)	0:12.53 [6] (0:12.53)	4.25L	0:35.66	-12
8	8	WARP SPEED Michael Cahill	1	63.1 1600m	0:11.60 1600m	0:24.58 [5] (0:11.79)	0:12.79 [5] (0:12.79)	4.62L	0:36.24	-14
9	3	WAPITI Nikita Beriman	14	63.9 1000m	0:11.59 600m	0:24.27 [10] (0:11.75)	0:12.52 [10] (0:12.52)	5.63L	0:35.86	-1
10	9	LINTHORPE LAD Melea Castle	11	65.7 1600m	0:11.20 1600m	0:25.79 [1] (0:12.39)	0:13.40 [2] (0:13.40)	6.1L	0:37.69	-12

Scratched: Torrens (#1)



Eagle Farm QLD Professional
Race 1: MITTYS BENCHMARK 90 Handicap - 1810m
08 June 2024 - 11:44



Track Rating: Good 4, Weather: Fine, Rail Position: +2.5m Entire

Section		400m		200m		Last 600m			
Field Times		0:24.76 (0:12.29)		0:12.47 (0:12.47)		0:36.66			
Rank	TAB Horse/Jockey	Barrier	Top Speed [km/h]	Fastest Section	Margin		Distance Travelled [m]		
11	12 THOUGHT OF THAT Georgina Cartwright	5	63.3 800m	0:11.58 1600m	0:24.75 [9] (0:11.82)	0:12.93 [12] (0:12.93)	8.22L	0:36.54	-7
12	4 AVENUE OF STARS Anthony Allen	12	65.4 1600m	0:11.26 1600m	0:25.72 [3] (0:12.21)	0:13.51 [8] (0:13.51)	10.8L	0:37.64	-9
13	6 MILITARY GAMBLER Jake Bayliss	8	63.7 Overall	0:11.62 1600m	0:28.37 [6] (0:12.59)	0:15.78 [13] (0:15.78)	27.03L	0:40.09	-10

Scratched: Torrens (#1)

[] Ranking at each section and finish
 -:-:-:- No data available at this section
 NA No data available

SCN Saddle cloth number
 DNF Did not finish
 DNT Did not track



Horse/Jockey Name	Princess Rhaenys
Final Rank	1
Fastest Section Time (Section)	0:11.39 (600m)
Top Speed [km/h] (Section)	65.0 (600m)
Race State	Finished



Eagle Farm QLD Professional

Race 1: MITTYS BENCHMARK 90 Handicap - 1810m

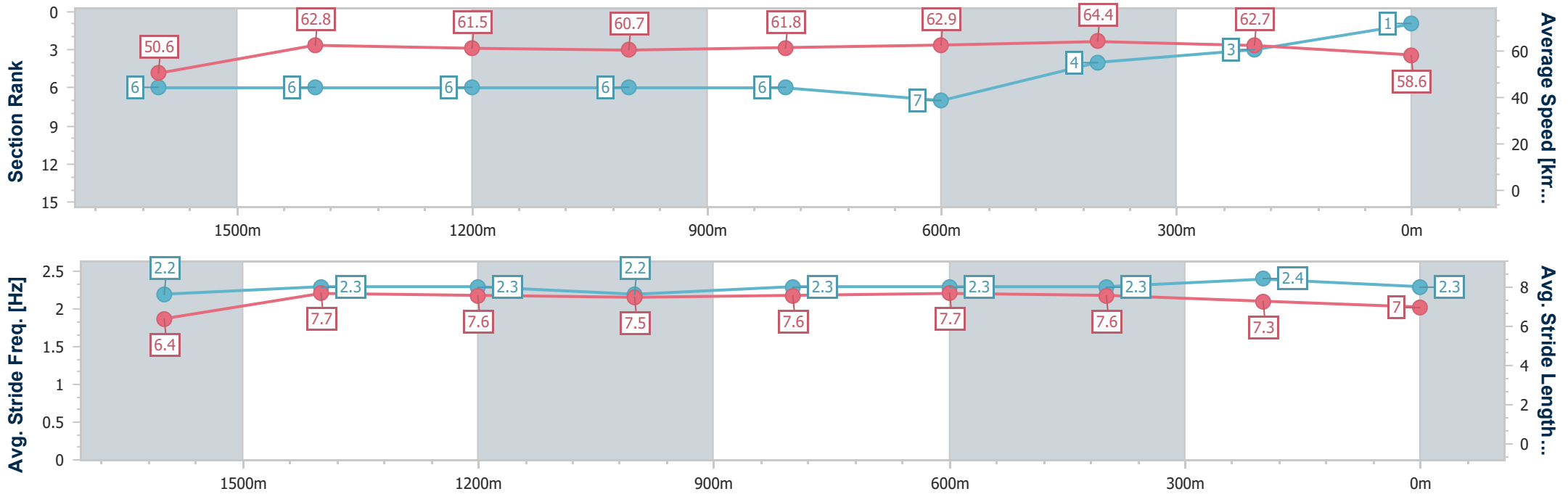
08 June 2024 - 11:44

Track Rating: Good 4, Weather: Fine, Rail Position: +2.5m Entire



BRISBANE RACING CLUB

Section	Overall	1600m	1400m	1200m	1000m	800m	600m	400m	200m
Section Times	1:49.14 [1] (0:15.12)	1:34.02 [6] (0:11.57)	1:22.45 [6] (0:11.71)	1:10.74 [6] (0:11.89)	0:58.85 [6] (0:11.94)	0:46.91 [6] (0:11.71)	0:35.20 [7] (0:11.39)	0:23.81 [4] (0:11.47)	0:12.34 [3] (0:12.34)
Average Speed [km/h]	50.6	62.8	61.5	60.7	61.8	62.9	64.4	62.7	58.6
Top Speed [km/h]	63.2	63.8	61.9	61.4	62.6	64.7	65.0	64.6	61.1
Avg. Dist. to Rail [m]	4.1	2.8	2.4	2.7	4.8	5.3	3.6	3.6	2.7
Avg. Stride Freq. [Hz]	2.2	2.3	2.3	2.2	2.3	2.3	2.3	2.4	2.3
Avg. Stride Length [m]	6.4	7.7	7.6	7.5	7.6	7.7	7.6	7.3	7.0



- [] Ranking at each section and finish
- .-.- No data available at this section
- NA No data available



Horse/Jockey Name	Brookhaven
Final Rank	2
Fastest Section Time (Section)	0:11.39 (600m)
Top Speed [km/h] (Section)	65.5 (600m)
Race State	Finished



Eagle Farm QLD Professional

Race 1: MITTYS BENCHMARK 90 Handicap - 1810m

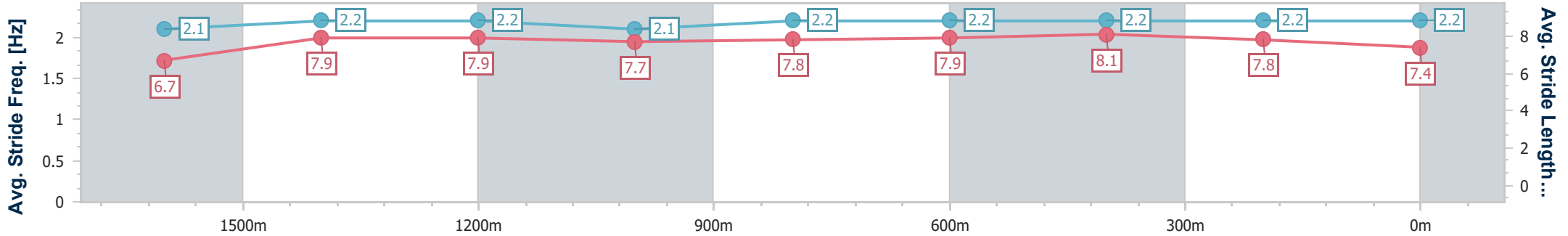
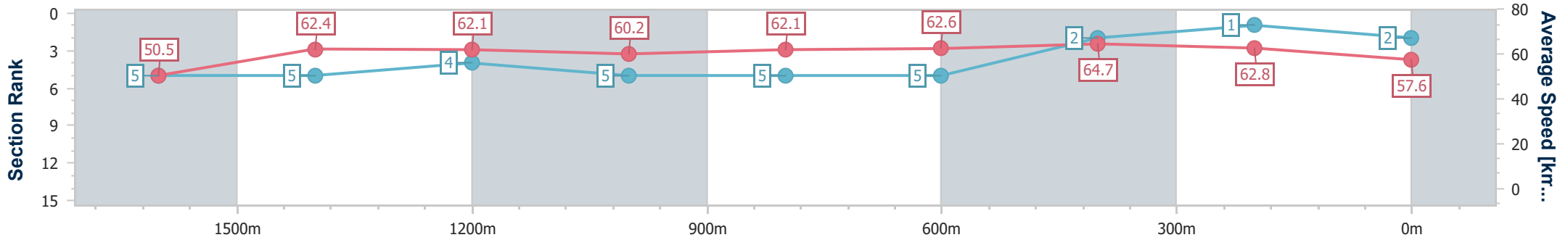
08 June 2024 - 11:44

Track Rating: Good 4, Weather: Fine, Rail Position: +2.5m Entire



BRISBANE RACING CLUB

Section	Overall	1600m	1400m	1200m	1000m	800m	600m	400m	200m
Section Times	1:49.24 [2] (0:15.02)	1:34.22 [5] (0:11.60)	1:22.62 [5] (0:11.62)	1:11.00 [4] (0:11.97)	0:59.03 [5] (0:11.78)	0:47.25 [5] (0:11.84)	0:35.41 [5] (0:11.39)	0:24.02 [2] (0:11.45)	0:12.57 [1] (0:12.57)
Average Speed [km/h]	50.5	62.4	62.1	60.2	62.1	62.6	64.7	62.8	57.6
Top Speed [km/h]	62.6	63.8	63.2	62.4	63.0	64.2	65.5	64.7	59.4
Avg. Dist. to Rail [m]	2.1	2.9	2.2	0.6	3.0	6.4	4.2	3.5	2.2
Avg. Stride Freq. [Hz]	2.1	2.2	2.2	2.1	2.2	2.2	2.2	2.2	2.2
Avg. Stride Length [m]	6.7	7.9	7.9	7.7	7.8	7.9	8.1	7.8	7.4



- [] Ranking at each section and finish
- .-.- No data available at this section
- NA No data available



Horse/Jockey Name	Age Of Sail
Final Rank	3
Fastest Section Time (Section)	0:11.52 (600m)
Top Speed [km/h] (Section)	64.3 (400m)
Race State	Finished



Eagle Farm QLD Professional

Race 1: MITTYS BENCHMARK 90 Handicap - 1810m

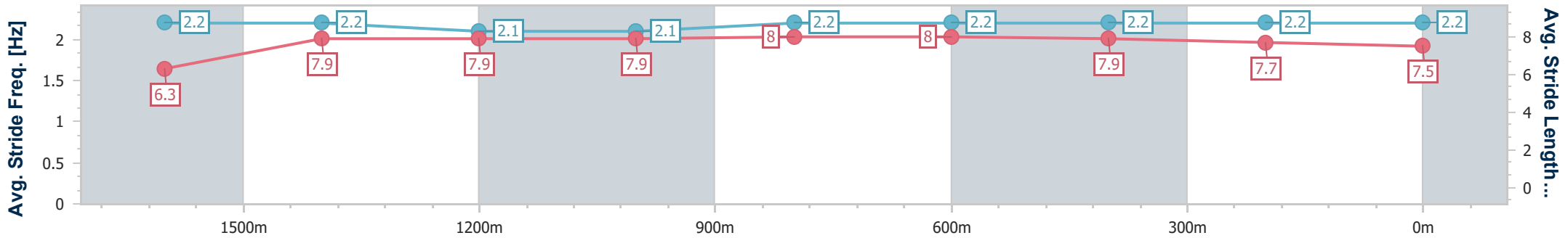
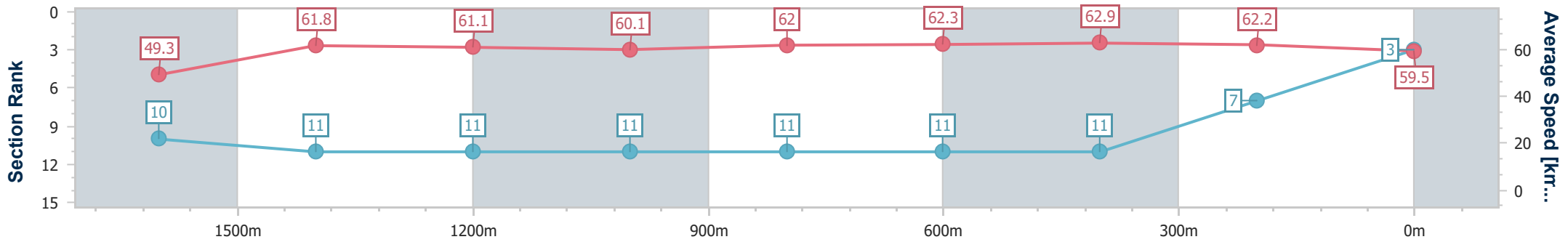
08 June 2024 - 11:44

Track Rating: Good 4, Weather: Fine, Rail Position: +2.5m Entire



BRISBANE RACING CLUB

Section	Overall	1600m	1400m	1200m	1000m	800m	600m	400m	200m
Section Times	1:49.58 [3] (0:15.44)	1:34.14 [10] (0:11.68)	1:22.46 [11] (0:11.84)	1:10.62 [11] (0:11.97)	0:58.65 [11] (0:11.73)	0:46.92 [11] (0:11.67)	0:35.25 [11] (0:11.52)	0:23.73 [11] (0:11.54)	0:12.19 [7] (0:12.19)
Average Speed [km/h]	49.3	61.8	61.1	60.1	62.0	62.3	62.9	62.2	59.5
Top Speed [km/h]	62.3	62.8	61.8	61.2	63.1	63.1	64.1	64.3	61.1
Avg. Dist. to Rail [m]	3.9	1.1	1.8	2.6	2.3	2.0	0.8	3.3	3.5
Avg. Stride Freq. [Hz]	2.2	2.2	2.1	2.1	2.2	2.2	2.2	2.2	2.2
Avg. Stride Length [m]	6.3	7.9	7.9	7.9	8.0	8.0	7.9	7.7	7.5



- [] Ranking at each section and finish
- .-.- No data available at this section
- NA No data available



Horse/Jockey Name	Evocator
Final Rank	4
Fastest Section Time (Section)	0:11.42 (400m)
Top Speed [km/h] (Section)	64.6 (400m)
Race State	Finished



Eagle Farm QLD Professional

Race 1: MITTYS BENCHMARK 90 Handicap - 1810m

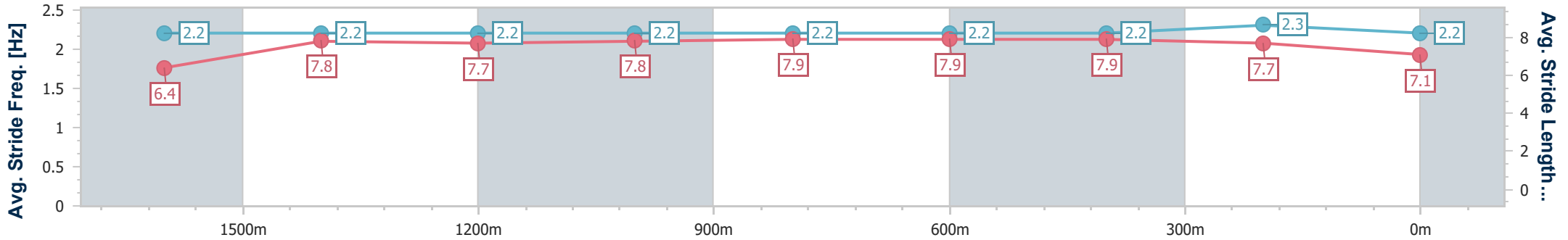
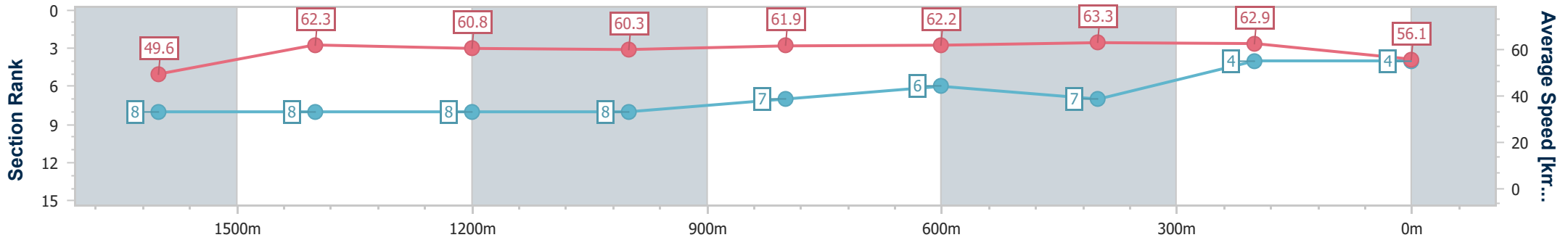
08 June 2024 - 11:44

Track Rating: Good 4, Weather: Fine, Rail Position: +2.5m Entire



BRISBANE RACING CLUB

Section	Overall	1600m	1400m	1200m	1000m	800m	600m	400m	200m
Section Times	1:49.75 [4] (0:15.22)	1:34.53 [8] (0:11.55)	1:22.98 [8] (0:11.83)	1:11.15 [8] (0:11.96)	0:59.19 [8] (0:11.71)	0:47.48 [7] (0:11.66)	0:35.82 [6] (0:11.53)	0:24.29 [7] (0:11.42)	0:12.87 [4] (0:12.87)
Average Speed [km/h]	49.6	62.3	60.8	60.3	61.9	62.2	63.3	62.9	56.1
Top Speed [km/h]	62.7	62.9	62.0	60.7	62.7	63.0	64.3	64.6	60.0
Avg. Dist. to Rail [m]	1.7	0.4	0.5	0.2	1.5	2.3	2.2	1.2	1.5
Avg. Stride Freq. [Hz]	2.2	2.2	2.2	2.2	2.2	2.2	2.2	2.3	2.2
Avg. Stride Length [m]	6.4	7.8	7.7	7.8	7.9	7.9	7.9	7.7	7.1



- [] Ranking at each section and finish
- .-.- No data available at this section
- NA No data available



Horse/Jockey Name	Sneak Preview
Final Rank	5
Fastest Section Time (Section)	0:11.46 (600m)
Top Speed [km/h] (Section)	66.0 (600m)
Race State	Finished



Eagle Farm QLD Professional

Race 1: MITTYS BENCHMARK 90 Handicap - 1810m

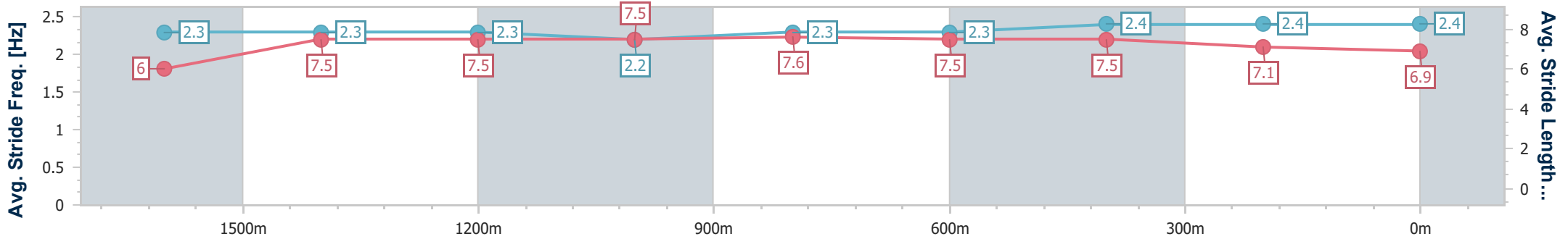
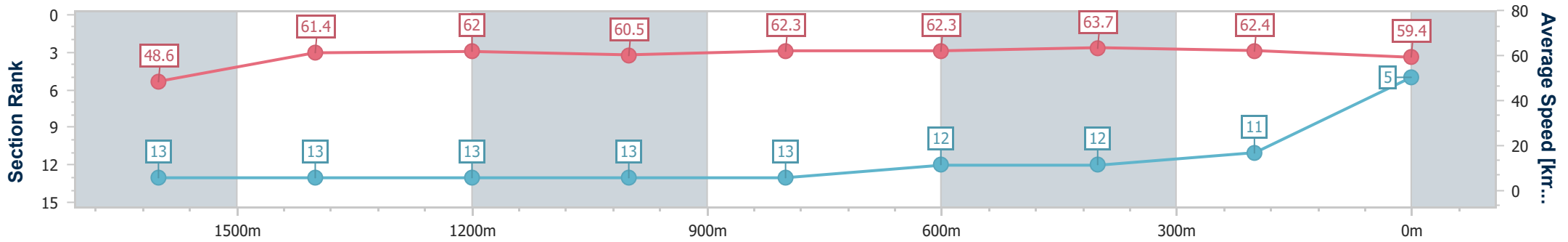
08 June 2024 - 11:44

Track Rating: Good 4, Weather: Fine, Rail Position: +2.5m Entire



BRISBANE RACING CLUB

Section	Overall	1600m	1400m	1200m	1000m	800m	600m	400m	200m
Section Times	1:49.78 [5] (0:15.81)	1:33.97 [13] (0:11.81)	1:22.16 [13] (0:11.68)	1:10.48 [13] (0:11.93)	0:58.55 [13] (0:11.70)	0:46.85 [13] (0:11.66)	0:35.19 [12] (0:11.46)	0:23.73 [12] (0:11.55)	0:12.18 [11] (0:12.18)
Average Speed [km/h]	48.6	61.4	62.0	60.5	62.3	62.3	63.7	62.4	59.4
Top Speed [km/h]	60.4	62.4	62.6	61.5	63.9	64.1	66.0	63.9	62.6
Avg. Dist. to Rail [m]	7.9	2.5	2.1	2.6	2.3	2.1	3.5	6.9	6.8
Avg. Stride Freq. [Hz]	2.3	2.3	2.3	2.2	2.3	2.3	2.4	2.4	2.4
Avg. Stride Length [m]	6.0	7.5	7.5	7.5	7.6	7.5	7.5	7.1	6.9



- [] Ranking at each section and finish
- .-.- No data available at this section
- NA No data available



Horse/Jockey Name	Sunset Soiree
Final Rank	6
Fastest Section Time (Section)	0:11.40 (400m)
Top Speed [km/h] (Section)	66.5 (600m)
Race State	Finished



Eagle Farm QLD Professional

Race 1: MITTYS BENCHMARK 90 Handicap - 1810m

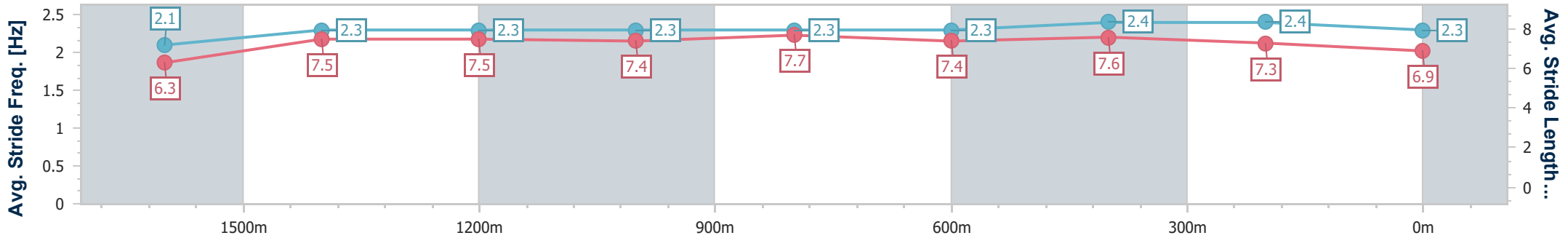
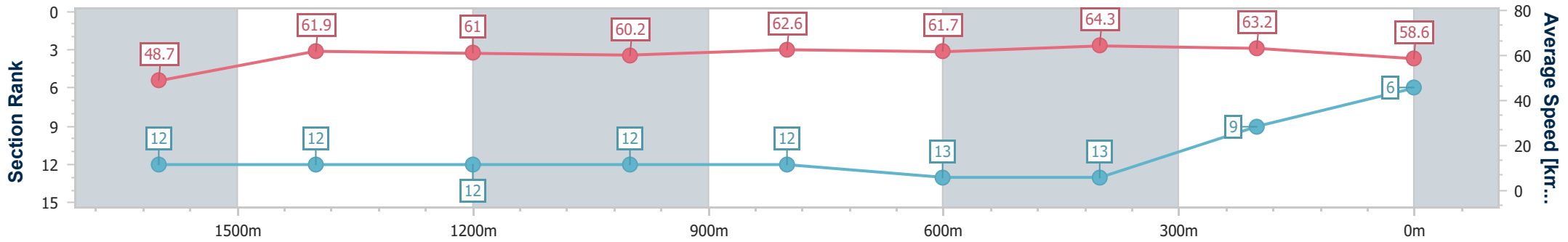
08 June 2024 - 11:44

Track Rating: Good 4, Weather: Fine, Rail Position: +2.5m Entire



BRISBANE RACING CLUB

Section	Overall	1600m	1400m	1200m	1000m	800m	600m	400m	200m
Section Times	1:49.85 [6] (0:15.62)	1:34.23 [12] (0:11.73)	1:22.50 [12] (0:11.81)	1:10.69 [12] (0:11.94)	0:58.75 [12] (0:11.67)	0:47.08 [12] (0:11.88)	0:35.20 [13] (0:11.42)	0:23.78 [13] (0:11.40)	0:12.38 [9] (0:12.38)
Average Speed [km/h]	48.7	61.9	61.0	60.2	62.6	61.7	64.3	63.2	58.6
Top Speed [km/h]	61.7	63.2	61.7	61.4	63.3	64.1	66.5	64.9	62.1
Avg. Dist. to Rail [m]	4.7	1.2	1.1	1.5	2.4	4.4	3.9	6.5	6.1
Avg. Stride Freq. [Hz]	2.1	2.3	2.3	2.3	2.3	2.3	2.4	2.4	2.3
Avg. Stride Length [m]	6.3	7.5	7.5	7.4	7.7	7.4	7.6	7.3	6.9



- [] Ranking at each section and finish
- .-.- No data available at this section
- NA No data available



Horse/Jockey Name	Nikau Spur
Final Rank	7
Fastest Section Time (Section)	0:11.47 (600m)
Top Speed [km/h] (Section)	64.3 (400m)
Race State	Finished



Eagle Farm QLD Professional

Race 1: MITTYS BENCHMARK 90 Handicap - 1810m

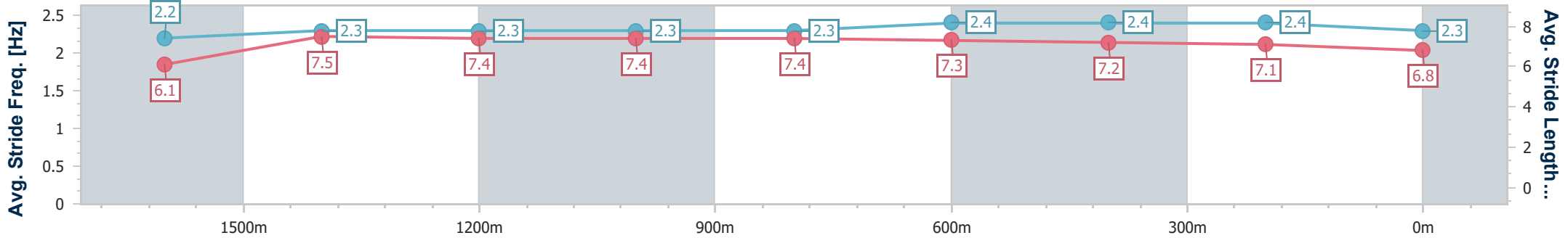
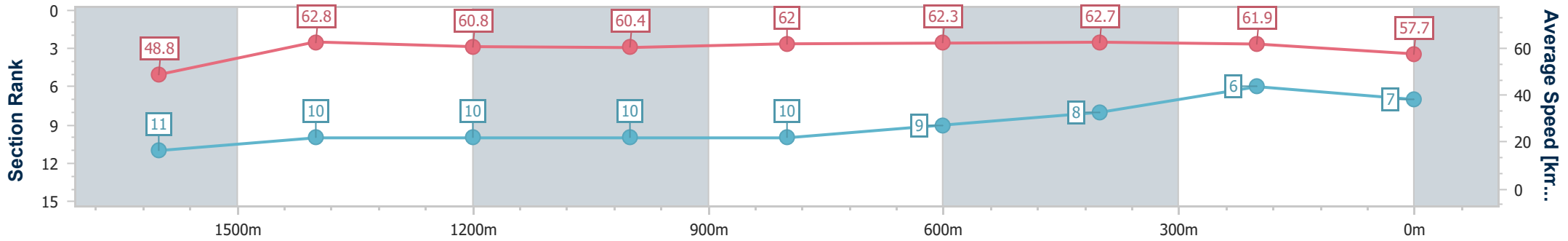
08 June 2024 - 11:44

Track Rating: Good 4, Weather: Fine, Rail Position: +2.5m Entire



BRISBANE RACING CLUB

Section	Overall	1600m	1400m	1200m	1000m	800m	600m	400m	200m
Section Times	1:49.86 [7] (0:15.54)	1:34.32 [11] (0:11.53)	1:22.79 [10] (0:11.85)	1:10.94 [10] (0:11.95)	0:58.99 [10] (0:11.71)	0:47.28 [10] (0:11.62)	0:35.66 [9] (0:11.47)	0:24.19 [8] (0:11.66)	0:12.53 [6] (0:12.53)
Average Speed [km/h]	48.8	62.8	60.8	60.4	62.0	62.3	62.7	61.9	57.7
Top Speed [km/h]	62.7	64.0	62.1	60.7	62.9	63.3	63.4	64.3	59.3
Avg. Dist. to Rail [m]	4.3	1.0	1.2	2.0	1.7	1.5	0.4	4.3	4.7
Avg. Stride Freq. [Hz]	2.2	2.3	2.3	2.3	2.3	2.4	2.4	2.4	2.3
Avg. Stride Length [m]	6.1	7.5	7.4	7.4	7.4	7.3	7.2	7.1	6.8



- [] Ranking at each section and finish
- .-.- No data available at this section
- NA No data available



Horse/Jockey Name	Warp Speed
Final Rank	8
Fastest Section Time (Section)	0:11.60 (1600m)
Top Speed [km/h] (Section)	63.1 (1600m)
Race State	Finished



Eagle Farm QLD Professional

Race 1: MITTYS BENCHMARK 90 Handicap - 1810m

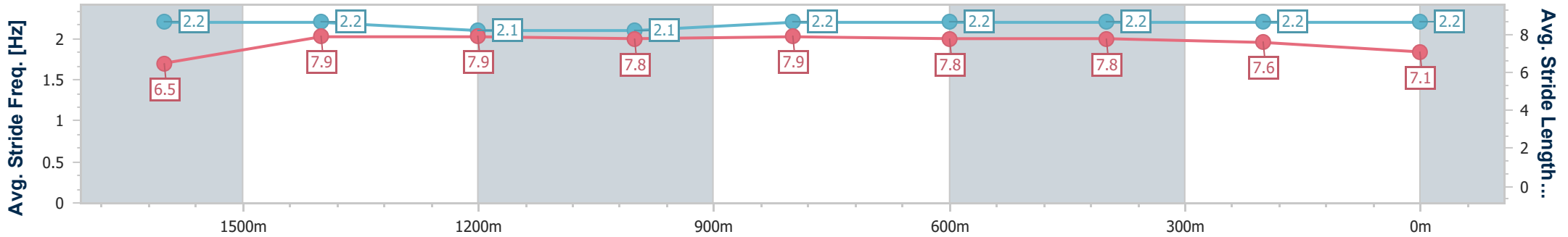
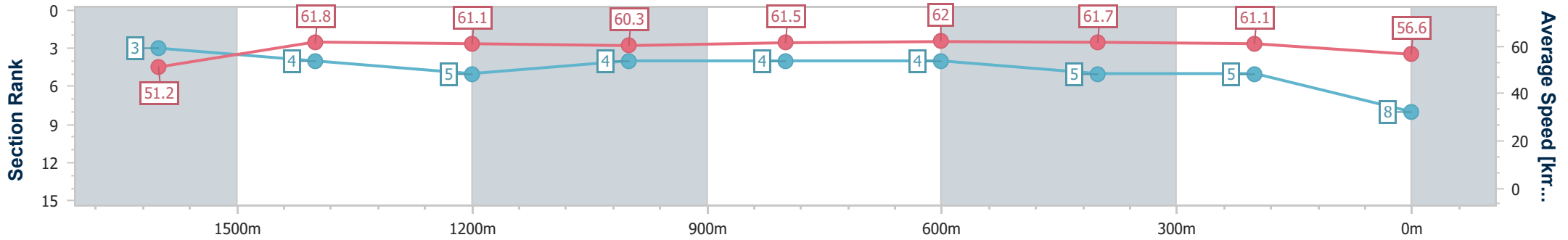
08 June 2024 - 11:44

Track Rating: Good 4, Weather: Fine, Rail Position: +2.5m Entire



BRISBANE RACING CLUB

Section	Overall	1600m	1400m	1200m	1000m	800m	600m	400m	200m
Section Times	1:49.92 [8] (0:14.84)	1:35.08 [3] (0:11.60)	1:23.48 [4] (0:11.83)	1:11.65 [5] (0:11.92)	0:59.73 [4] (0:11.79)	0:47.94 [4] (0:11.70)	0:36.24 [4] (0:11.66)	0:24.58 [5] (0:11.79)	0:12.79 [5] (0:12.79)
Average Speed [km/h]	51.2	61.8	61.1	60.3	61.5	62.0	61.7	61.1	56.6
Top Speed [km/h]	63.1	63.1	62.0	60.9	62.2	62.5	62.8	62.5	58.7
Avg. Dist. to Rail [m]	1.5	0.2	0.5	0.7	1.1	1.4	0.5	0.2	1.5
Avg. Stride Freq. [Hz]	2.2	2.2	2.1	2.1	2.2	2.2	2.2	2.2	2.2
Avg. Stride Length [m]	6.5	7.9	7.9	7.8	7.9	7.8	7.8	7.6	7.1



- [] Ranking at each section and finish
- .-.- No data available at this section
- NA No data available



Horse/Jockey Name	Wapiti
Final Rank	9
Fastest Section Time (Section)	0:11.59 (600m)
Top Speed [km/h] (Section)	63.9 (1000m)
Race State	Finished



Eagle Farm QLD Professional

Race 1: MITTYS BENCHMARK 90 Handicap - 1810m

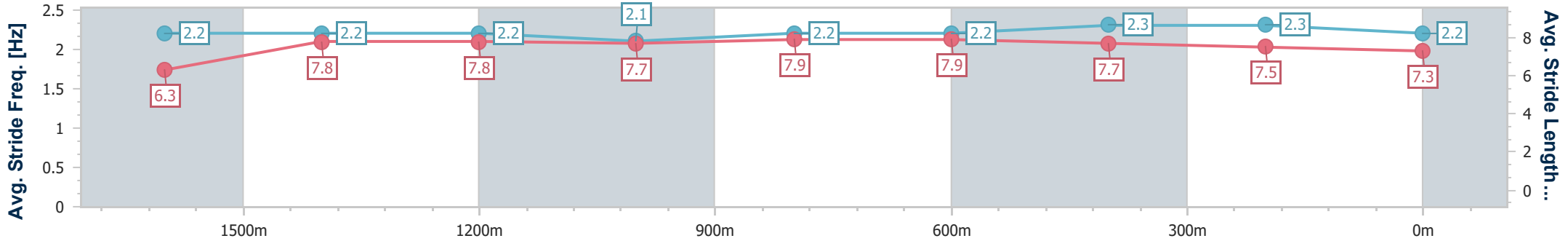
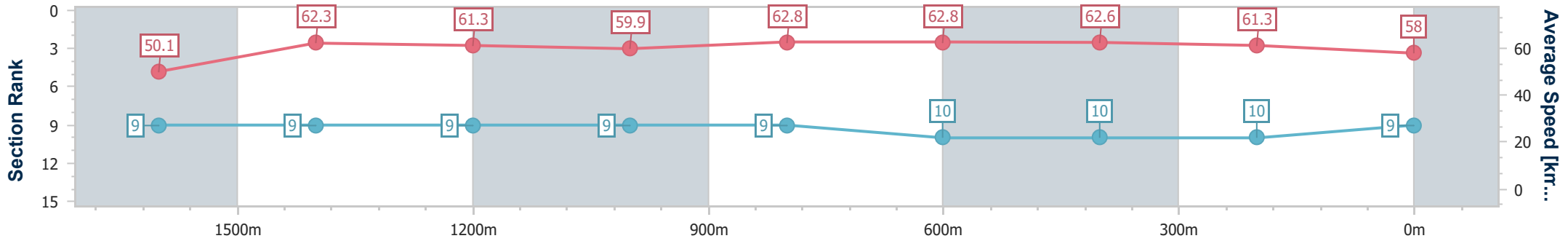
08 June 2024 - 11:44

Track Rating: Good 4, Weather: Fine, Rail Position: +2.5m Entire



BRISBANE RACING CLUB

Section	Overall	1600m	1400m	1200m	1000m	800m	600m	400m	200m
Section Times	1:50.09 [9] (0:15.36)	1:34.73 [9] (0:11.66)	1:23.07 [9] (0:11.82)	1:11.25 [9] (0:12.02)	0:59.23 [9] (0:11.70)	0:47.53 [9] (0:11.67)	0:35.86 [10] (0:11.59)	0:24.27 [10] (0:11.75)	0:12.52 [10] (0:12.52)
Average Speed [km/h]	50.1	62.3	61.3	59.9	62.8	62.8	62.6	61.3	58.0
Top Speed [km/h]	63.0	63.0	61.9	60.4	63.9	63.5	63.7	62.9	59.9
Avg. Dist. to Rail [m]	8.6	2.9	3.1	3.7	3.9	3.3	2.4	4.8	4.5
Avg. Stride Freq. [Hz]	2.2	2.2	2.2	2.1	2.2	2.2	2.3	2.3	2.2
Avg. Stride Length [m]	6.3	7.8	7.8	7.7	7.9	7.9	7.7	7.5	7.3



- [] Ranking at each section and finish
- .-.- No data available at this section
- NA No data available



Horse/Jockey Name	Linthorpe Lad
Final Rank	10
Fastest Section Time (Section)	0:11.20 (1600m)
Top Speed [km/h] (Section)	65.7 (1600m)
Race State	Finished



Eagle Farm QLD Professional

Race 1: MITTYS BENCHMARK 90 Handicap - 1810m

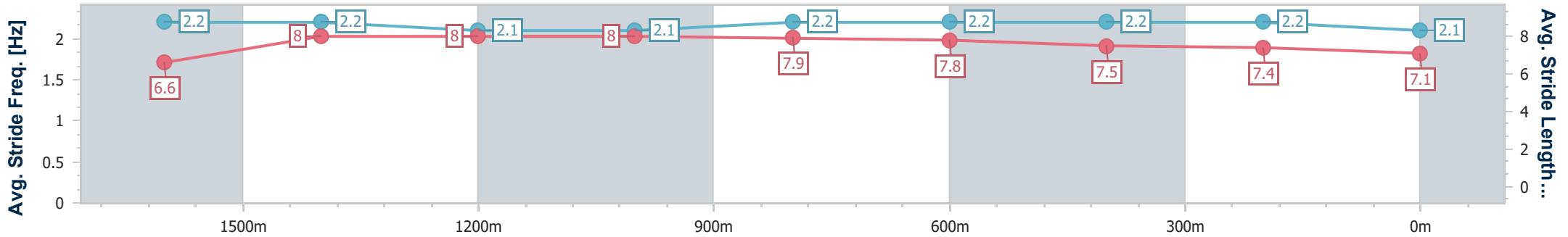
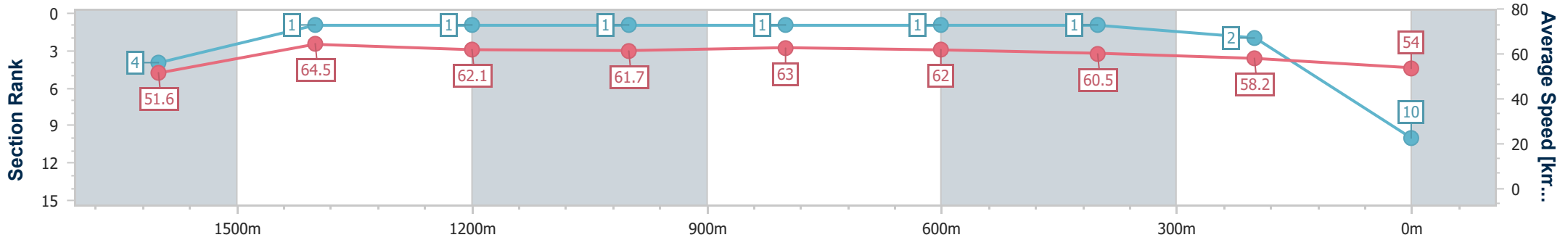
08 June 2024 - 11:44

Track Rating: Good 4, Weather: Fine, Rail Position: +2.5m Entire



BRISBANE RACING CLUB

Section	Overall	1600m	1400m	1200m	1000m	800m	600m	400m	200m
Section Times	1:50.17 [10] (0:14.84)	1:35.33 [4] (0:11.20)	1:24.13 [1] (0:11.57)	1:12.56 [1] (0:11.69)	1:00.87 [1] (0:11.49)	0:49.38 [1] (0:11.69)	0:37.69 [1] (0:11.90)	0:25.79 [1] (0:12.39)	0:13.40 [2] (0:13.40)
Average Speed [km/h]	51.6	64.5	62.1	61.7	63.0	62.0	60.5	58.2	54.0
Top Speed [km/h]	65.4	65.7	63.4	62.9	64.4	63.3	61.9	59.5	55.6
Avg. Dist. to Rail [m]	5.8	0.9	0.5	1.0	1.2	1.5	0.4	0.4	1.0
Avg. Stride Freq. [Hz]	2.2	2.2	2.1	2.1	2.2	2.2	2.2	2.2	2.1
Avg. Stride Length [m]	6.6	8.0	8.0	8.0	7.9	7.8	7.5	7.4	7.1



- [] Ranking at each section and finish
- .-.- No data available at this section
- NA No data available



Horse/Jockey Name	Thought Of That
Final Rank	11
Fastest Section Time (Section)	0:11.58 (1600m)
Top Speed [km/h] (Section)	63.3 (800m)
Race State	Finished



Eagle Farm QLD Professional

Race 1: MITTYS BENCHMARK 90 Handicap - 1810m

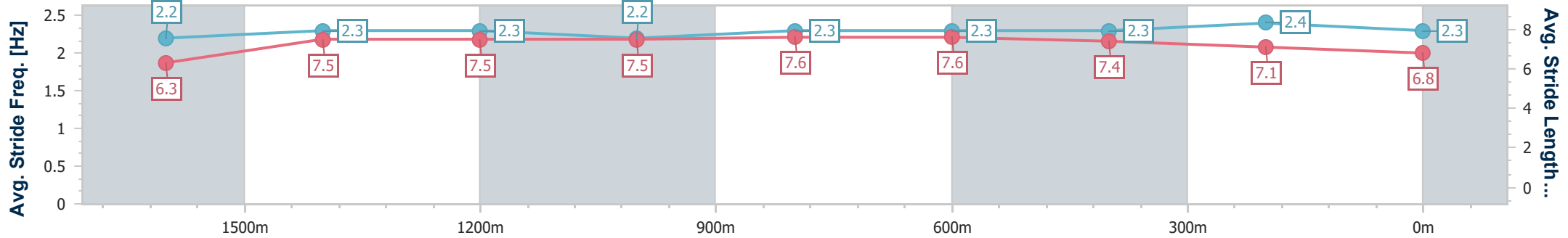
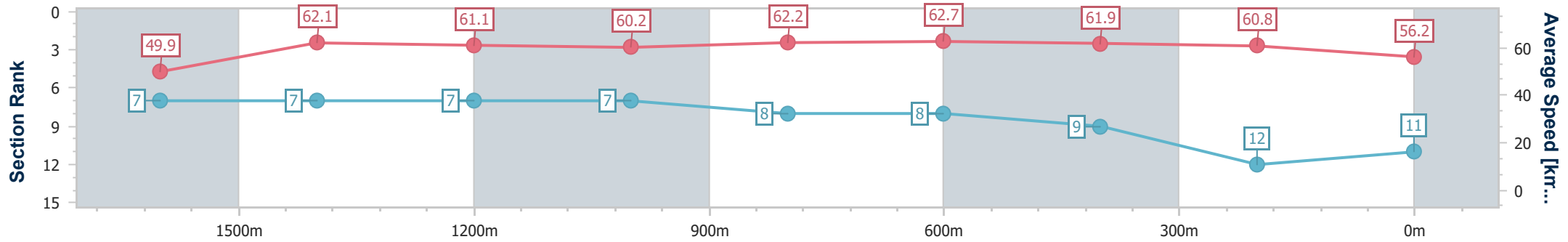
08 June 2024 - 11:44

Track Rating: Good 4, Weather: Fine, Rail Position: +2.5m Entire



BRISBANE RACING CLUB

Section	Overall	1600m	1400m	1200m	1000m	800m	600m	400m	200m
Section Times	1:50.54 [11] (0:15.18)	1:35.36 [7] (0:11.58)	1:23.78 [7] (0:11.79)	1:11.99 [7] (0:12.00)	0:59.99 [7] (0:11.82)	0:48.17 [8] (0:11.63)	0:36.54 [8] (0:11.79)	0:24.75 [9] (0:11.82)	0:12.93 [12] (0:12.93)
Average Speed [km/h]	49.9	62.1	61.1	60.2	62.2	62.7	61.9	60.8	56.2
Top Speed [km/h]	61.8	62.9	62.3	61.0	62.8	63.3	62.6	62.8	58.9
Avg. Dist. to Rail [m]	2.2	0.5	1.2	2.9	3.9	3.3	2.6	3.9	2.5
Avg. Stride Freq. [Hz]	2.2	2.3	2.3	2.2	2.3	2.3	2.3	2.4	2.3
Avg. Stride Length [m]	6.3	7.5	7.5	7.5	7.6	7.6	7.4	7.1	6.8



- [] Ranking at each section and finish
- .-.- No data available at this section
- NA No data available



Horse/Jockey Name	Avenue Of Stars
Final Rank	12
Fastest Section Time (Section)	0:11.26 (1600m)
Top Speed [km/h] (Section)	65.4 (1600m)
Race State	Finished



Eagle Farm QLD Professional

Race 1: MITTYS BENCHMARK 90 Handicap - 1810m

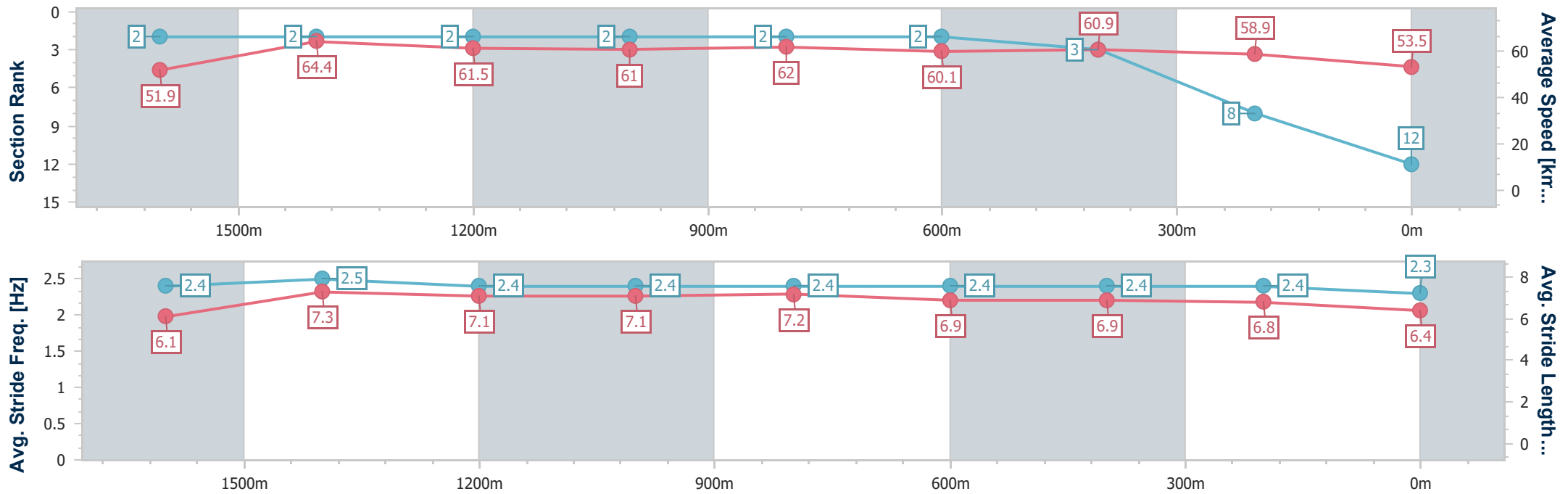
08 June 2024 - 11:44

Track Rating: Good 4, Weather: Fine, Rail Position: +2.5m Entire



BRISBANE RACING CLUB

Section	Overall	1600m	1400m	1200m	1000m	800m	600m	400m	200m
Section Times	1:50.97 [12] (0:14.79)	1:36.18 [2] (0:11.26)	1:24.92 [2] (0:11.69)	1:13.23 [2] (0:11.81)	1:01.42 [2] (0:11.74)	0:49.68 [2] (0:12.04)	0:37.64 [2] (0:11.92)	0:25.72 [3] (0:12.21)	0:13.51 [8] (0:13.51)
Average Speed [km/h]	51.9	64.4	61.5	61.0	62.0	60.1	60.9	58.9	53.5
Top Speed [km/h]	65.4	65.4	63.7	61.7	62.3	62.1	61.6	60.7	56.6
Avg. Dist. to Rail [m]	7.0	1.4	1.2	2.0	1.8	1.5	0.9	1.4	1.4
Avg. Stride Freq. [Hz]	2.4	2.5	2.4	2.4	2.4	2.4	2.4	2.4	2.3
Avg. Stride Length [m]	6.1	7.3	7.1	7.1	7.2	6.9	6.9	6.8	6.4



- [] Ranking at each section and finish
- .-.- No data available at this section
- NA No data available



Horse/Jockey Name	Military Gambler
Final Rank	13
Fastest Section Time (Section)	0:11.62 (1600m)
Top Speed [km/h] (Section)	63.7 (Overall)
Race State	Finished



Eagle Farm QLD Professional

Race 1: MITTYS BENCHMARK 90 Handicap - 1810m

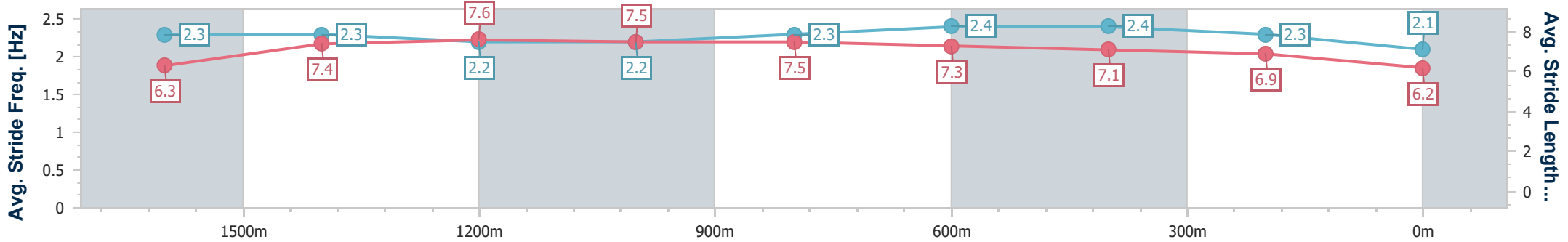
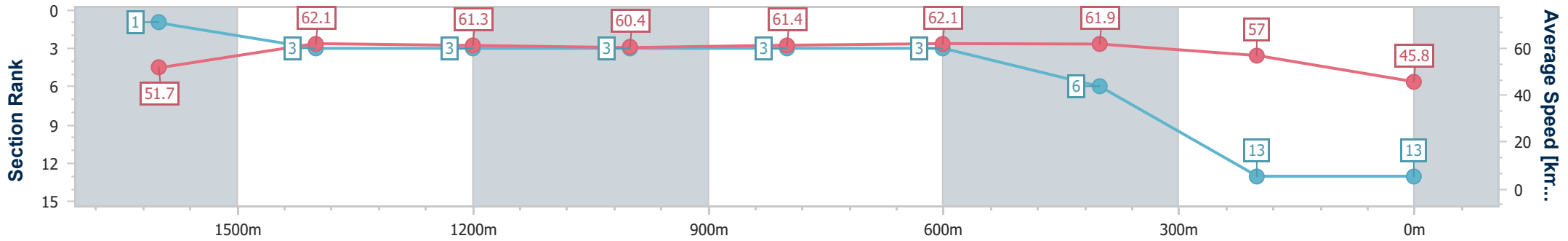
08 June 2024 - 11:44

Track Rating: Good 4, Weather: Fine, Rail Position: +2.5m Entire



BRISBANE RACING CLUB

Section	Overall	1600m	1400m	1200m	1000m	800m	600m	400m	200m
Section Times	1:53.73 [13] (0:14.77)	1:38.96 [1] (0:11.62)	1:27.34 [3] (0:11.76)	1:15.58 [3] (0:11.94)	1:03.64 [3] (0:11.85)	0:51.79 [3] (0:11.70)	0:40.09 [3] (0:11.72)	0:28.37 [6] (0:12.59)	0:15.78 [13] (0:15.78)
Average Speed [km/h]	51.7	62.1	61.3	60.4	61.4	62.1	61.9	57.0	45.8
Top Speed [km/h]	63.7	63.6	62.4	60.7	62.3	63.5	63.0	60.7	53.3
Avg. Dist. to Rail [m]	4.6	1.2	1.8	2.5	2.0	1.9	1.3	2.2	1.9
Avg. Stride Freq. [Hz]	2.3	2.3	2.2	2.2	2.3	2.4	2.4	2.3	2.1
Avg. Stride Length [m]	6.3	7.4	7.6	7.5	7.5	7.3	7.1	6.9	6.2



- [] Ranking at each section and finish
- .-.- No data available at this section
- NA No data available



Eagle Farm QLD Professional

Race 2: U&U RECRUITMENT Class 6 Handicap - 1200m

08 June 2024 - 12:19



BRISBANE
RACING CLUB

Track Rating: Good 4, Weather: Fine, Rail Position: +2.5m Entire

Section		Overall											Last 600m	
Field Times		1:09.84											0:34.89	
		(0:13.02)												
		0:56.82												
		(0:10.69)												
		0:46.13												
		(0:11.24)												
		0:34.89												
		(0:11.23)												
		0:23.66												
		(0:11.35)												
		0:12.31												
		(0:12.31)												
Rank	TAB	Horse/Jockey	Barrier	Top Speed [km/h]	Fastest Section	Overall	1000m	800m	600m	400m	200m	Margin	Distance Travelled [m]	
1	12	HIDDEN WEALTH	10	71.2	0:10.76	1:09.84 [1]	0:56.82 [1]	0:46.06 [2]	0:34.77 [2]	0:23.52 [2]	0:12.31 [1]	1:09.84	0:34.77	
		Tommy Berry		Overall	1000m	(0:13.02)	(0:10.76)	(0:11.29)	(0:11.25)	(0:11.21)	(0:12.31)			
2	4	MILLANE	18	68.2	0:10.86	1:09.97 [2]	0:55.78 [13]	0:44.53 [13]	0:33.60 [12]	0:22.71 [10]	0:11.85 [7]	0.76L	0:33.60 -3	
		James McDonald		400m	400m	(0:14.19)	(0:11.25)	(0:10.93)	(0:10.89)	(0:10.86)	(0:11.85)			
3	3	HATCHET	7	67.2	0:10.96	1:10.15 [3]	0:56.53 [7]	0:45.57 [7]	0:34.39 [8]	0:23.21 [7]	0:12.08 [5]	1.84L	0:34.39 -7	
		Vlad Duric		Overall	1000m	(0:13.62)	(0:10.96)	(0:11.18)	(0:11.18)	(0:11.13)	(0:12.08)			
4	8	VODKA MARTINI	4	69.9	0:10.62	1:10.16 [4]	0:57.07 [2]	0:46.45 [1]	0:35.21 [1]	0:23.98 [1]	0:12.59 [2]	1.91L	0:35.21 -6	
		Cejay Graham		Overall	1000m	(0:13.09)	(0:10.62)	(0:11.24)	(0:11.23)	(0:11.39)	(0:12.59)			
5	10	LOST IN TRANSIT	5	68.8	0:10.89	1:10.18 [5]	0:56.97 [3]	0:46.08 [4]	0:34.81 [4]	0:23.52 [4]	0:12.28 [3]	2.01L	0:34.81 +0	
		Michael Rodd		Overall	1000m	(0:13.21)	(0:10.89)	(0:11.27)	(0:11.29)	(0:11.24)	(0:12.28)			
6	15	BURNING BELL	14	68.2	0:11.04	1:10.35 [6]	0:56.48 [9]	0:45.44 [9]	0:34.36 [9]	0:23.12 [9]	0:12.08 [9]	3.02L	0:34.36 +3	
		Robbie Dolan		600m	1000m	(0:13.87)	(0:11.04)	(0:11.08)	(0:11.24)	(0:11.04)	(0:12.08)			
7	1	GOLDSBOROUGH	1	68.5	0:10.72	1:10.40 [7]	0:57.14 [4]	0:46.42 [3]	0:35.13 [3]	0:23.80 [3]	0:12.48 [4]	3.34L	0:35.13 -4	
		Nikita Beriman		Overall	1000m	(0:13.26)	(0:10.72)	(0:11.29)	(0:11.33)	(0:11.32)	(0:12.48)			
8	5	PIZARRO	2	68.4	0:10.85	1:10.51 [8]	0:56.99 [6]	0:46.14 [6]	0:34.94 [6]	0:23.61 [6]	0:12.31 [8]	3.99L	0:34.94 -4	
		James Orman		1000m	1000m	(0:13.52)	(0:10.85)	(0:11.20)	(0:11.33)	(0:11.30)	(0:12.31)			
9	11	NAVAS TWO	12	67.2	0:11.02	1:10.57 [9]	0:56.59 [11]	0:45.30 [11]	0:34.18 [13]	0:23.04 [13]	0:12.02 [12]	4.31L	0:34.18 +0	
		Blake Shinn		800m	400m	(0:13.98)	(0:11.29)	(0:11.12)	(0:11.14)	(0:11.02)	(0:12.02)			
10	14	MY SNOW QUEEN	11	68.3	0:10.95	1:10.61 [10]	0:57.27 [5]	0:46.32 [5]	0:35.11 [5]	0:23.79 [5]	0:12.50 [6]	4.57L	0:35.11 +1	
		Zac Lloyd		1000m	1000m	(0:13.34)	(0:10.95)	(0:11.21)	(0:11.32)	(0:11.29)	(0:12.50)			

Scratched: Boodua Romance (#18), Manhood (#6), Cavalier Charles (#2), Black On Beauty (#16), Hell I Am (#7), Tectonic Plate (#19)



Eagle Farm QLD Professional

Race 2: U&U RECRUITMENT Class 6 Handicap - 1200m

08 June 2024 - 12:19



BRISBANE
RACING CLUB

Track Rating: Good 4, Weather: Fine, Rail Position: +2.5m Entire

Section		Overall	1000m	800m	600m	400m	200m	Last 600m					
Field Times		1:09.84 (0:13.02)	0:56.82 (0:10.69)	0:46.13 (0:11.24)	0:34.89 (0:11.23)	0:23.66 (0:11.35)	0:12.31 (0:12.31)	0:34.89					
Rank	TAB Horse/Jockey	Barrier	Top Speed [km/h]	Fastest Section	Margin							Distance Travelled [m]	
11	13 TICK TOCK QUEEN Craig Williams	9	68.3 1000m	0:10.99 1000m	1:10.79 [11] (0:13.64)	0:57.15 [8] (0:10.99)	0:46.16 [8] (0:11.06)	0:35.10 [7] (0:11.34)	0:23.76 [8] (0:11.34)	0:12.42 [10] (0:12.42)	5.61L	0:35.10	+0
12	9 SAFEWORK Kyle Wilson-Taylor	6	67.1 400m	0:11.08 800m	1:10.92 [12] (0:13.95)	0:56.97 [10] (0:11.16)	0:45.81 [10] (0:11.08)	0:34.73 [10] (0:11.21)	0:23.52 [11] (0:11.14)	0:12.38 [11] (0:12.38)	6.37L	0:34.73	-6
13	17 APRIL IN AUGUSTA Angela Jones	13	68.0 800m	0:10.92 800m	1:10.93 [13] (0:14.01)	0:56.92 [12] (0:11.34)	0:45.58 [12] (0:10.92)	0:34.66 [11] (0:11.24)	0:23.42 [12] (0:11.08)	0:12.34 [13] (0:12.34)	6.44L	0:34.66	-1

Scratched: Boodua Romance (#18), Manhood (#6), Cavalier Charles (#2), Black On Beauty (#16), Hell I Am (#7), Tectonic Plate (#19)



Horse/Jockey Name	Hidden Wealth
Final Rank	1
Fastest Section Time (Section)	0:10.76 (1000m)
Top Speed [km/h] (Section)	71.2 (Overall)
Race State	Finished



Eagle Farm QLD Professional

Race 2: U&U RECRUITMENT Class 6 Handicap - 1200m

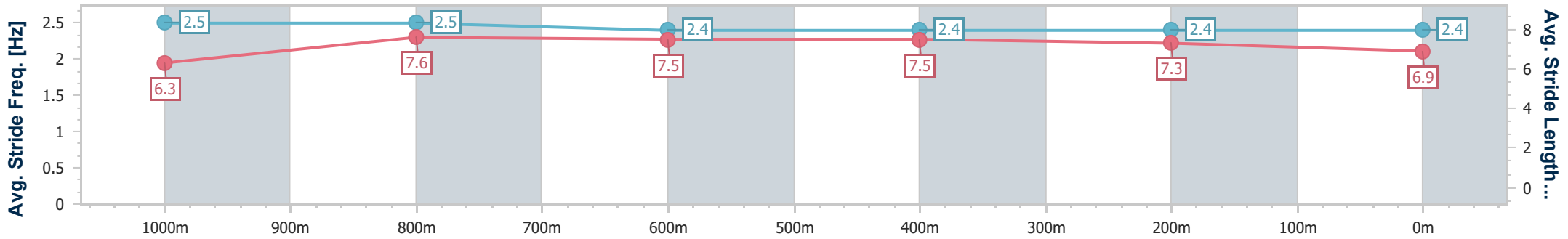
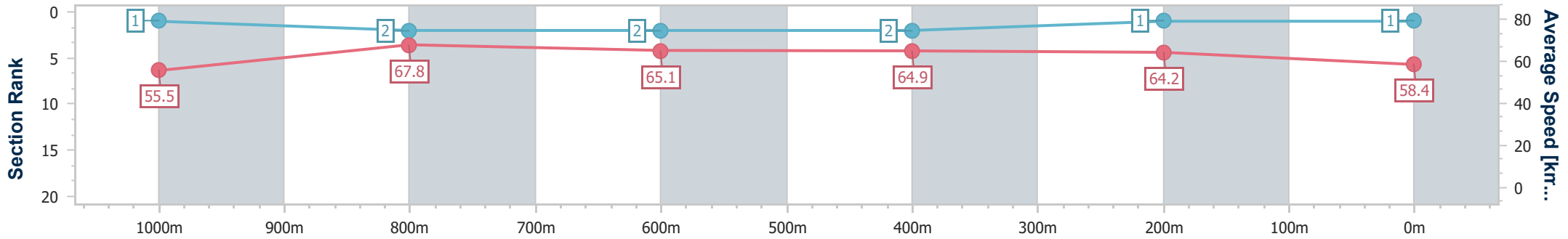
08 June 2024 - 12:19

Track Rating: Good 4, Weather: Fine, Rail Position: +2.5m Entire



BRISBANE RACING CLUB

Section	Overall	1000m	800m	600m	400m	200m
Section Times	1:09.84 [1] (0:13.02)	0:56.82 [1] (0:10.76)	0:46.06 [2] (0:11.29)	0:34.77 [2] (0:11.25)	0:23.52 [2] (0:11.21)	0:12.31 [1] (0:12.31)
Average Speed [km/h]	55.5	67.8	65.1	64.9	64.2	58.4
Top Speed [km/h]	71.2	71.2	67.5	67.2	66.8	62.7
Avg. Dist. to Rail [m]	4.8	2.9	4.4	2.7	5.2	4.9
Avg. Stride Freq. [Hz]	2.5	2.5	2.4	2.4	2.4	2.4
Avg. Stride Length [m]	6.3	7.6	7.5	7.5	7.3	6.9



- [] Ranking at each section and finish
- .-.- No data available at this section
- NA No data available



Horse/Jockey Name	Millane
Final Rank	2
Fastest Section Time (Section)	0:10.86 (400m)
Top Speed [km/h] (Section)	68.2 (400m)
Race State	Finished



Eagle Farm QLD Professional

Race 2: U&U RECRUITMENT Class 6 Handicap - 1200m

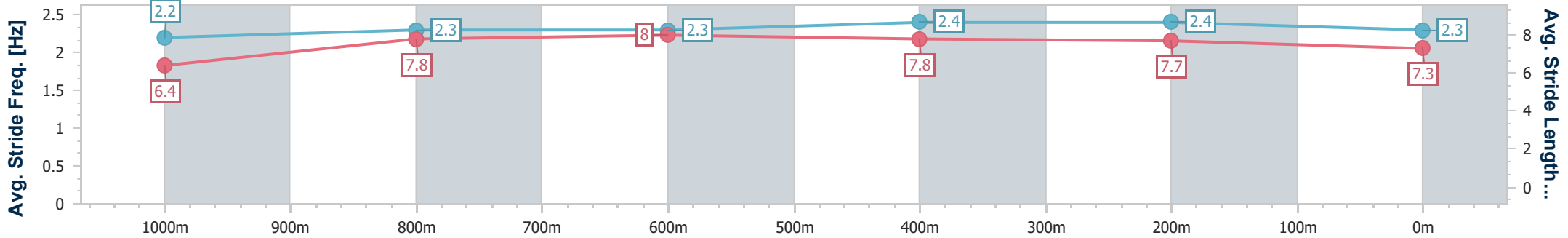
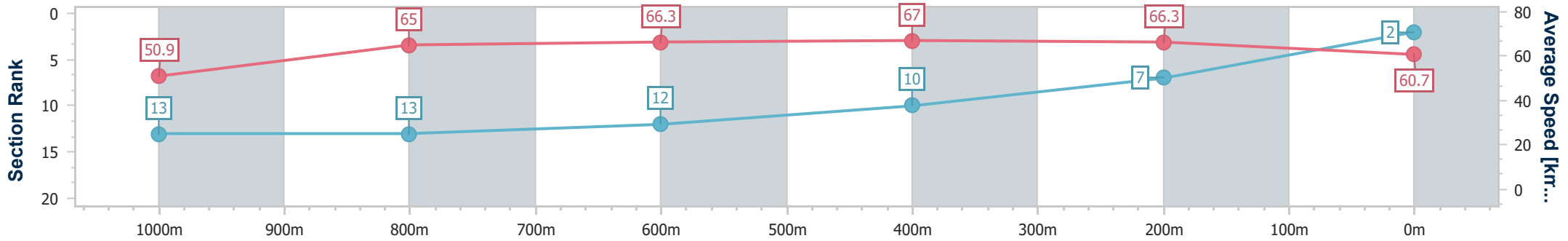
08 June 2024 - 12:19

Track Rating: Good 4, Weather: Fine, Rail Position: +2.5m Entire



BRISBANE RACING CLUB

Section	Overall	1000m	800m	600m	400m	200m
Section Times	1:09.97 [2] (0:14.19)	0:55.78 [13] (0:11.25)	0:44.53 [13] (0:10.93)	0:33.60 [12] (0:10.89)	0:22.71 [10] (0:10.86)	0:11.85 [7] (0:11.85)
Average Speed [km/h]	50.9	65.0	66.3	67.0	66.3	60.7
Top Speed [km/h]	65.6	66.6	67.1	68.1	68.2	65.3
Avg. Dist. to Rail [m]	9.3	2.8	1.3	2.4	3.9	4.1
Avg. Stride Freq. [Hz]	2.2	2.3	2.3	2.4	2.4	2.3
Avg. Stride Length [m]	6.4	7.8	8.0	7.8	7.7	7.3



- [] Ranking at each section and finish
- .-.- No data available at this section
- NA No data available



Horse/Jockey Name	Hatchet
Final Rank	3
Fastest Section Time (Section)	0:10.96 (1000m)
Top Speed [km/h] (Section)	67.2 (Overall)
Race State	Finished



Eagle Farm QLD Professional

Race 2: U&U RECRUITMENT Class 6 Handicap - 1200m

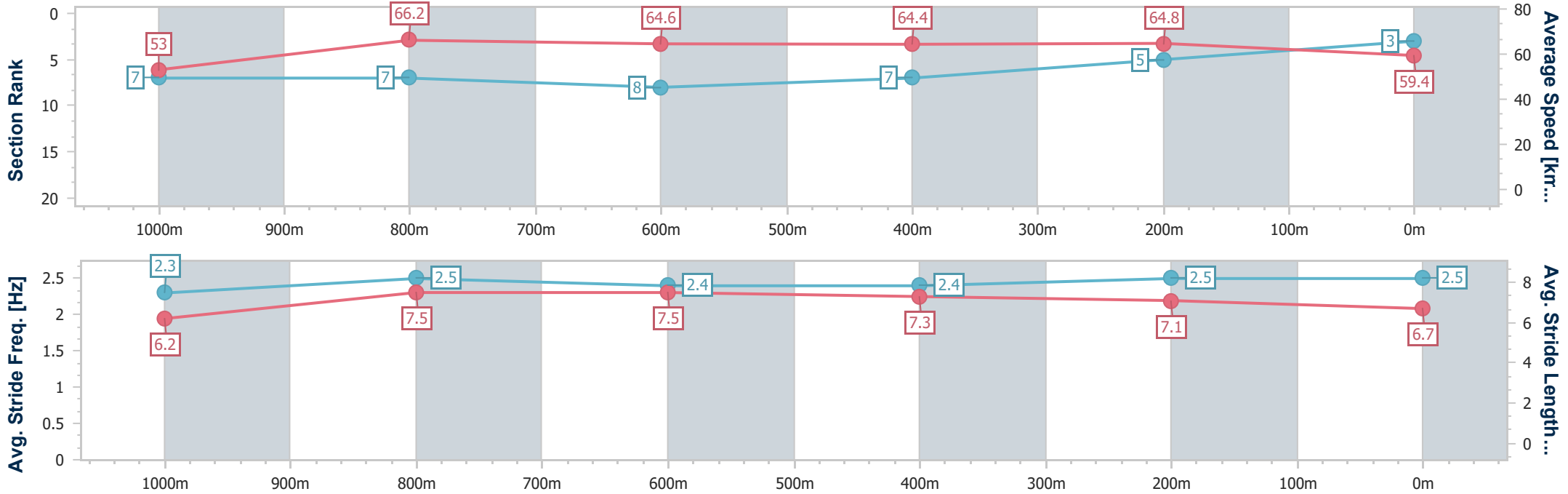
08 June 2024 - 12:19

Track Rating: Good 4, Weather: Fine, Rail Position: +2.5m Entire



BRISBANE RACING CLUB

Section	Overall	1000m	800m	600m	400m	200m
Section Times	1:10.15 [3] (0:13.62)	0:56.53 [7] (0:10.96)	0:45.57 [7] (0:11.18)	0:34.39 [8] (0:11.18)	0:23.21 [7] (0:11.13)	0:12.08 [5] (0:12.08)
Average Speed [km/h]	53.0	66.2	64.6	64.4	64.8	59.4
Top Speed [km/h]	67.2	67.1	66.3	66.8	67.1	62.9
Avg. Dist. to Rail [m]	4.9	1.3	0.3	0.8	4.8	7.3
Avg. Stride Freq. [Hz]	2.3	2.5	2.4	2.4	2.5	2.5
Avg. Stride Length [m]	6.2	7.5	7.5	7.3	7.1	6.7



- [] Ranking at each section and finish
- .-.- No data available at this section
- NA No data available



Horse/Jockey Name	Vodka Martini
Final Rank	4
Fastest Section Time (Section)	0:10.62 (1000m)
Top Speed [km/h] (Section)	69.9 (Overall)
Race State	Finished



Eagle Farm QLD Professional

Race 2: U&U RECRUITMENT Class 6 Handicap - 1200m

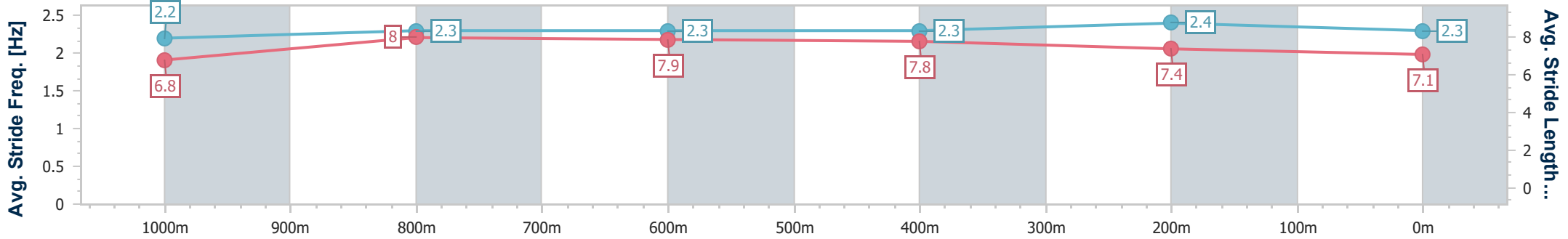
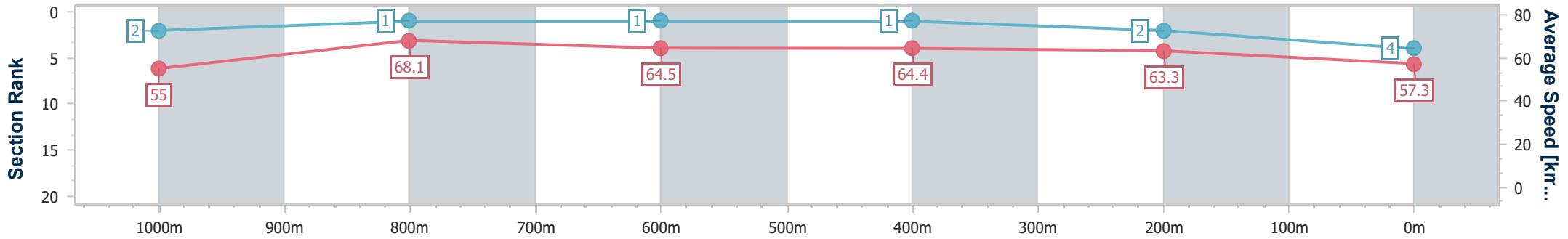
08 June 2024 - 12:19

Track Rating: Good 4, Weather: Fine, Rail Position: +2.5m Entire



BRISBANE RACING CLUB

Section	Overall	1000m	800m	600m	400m	200m
Section Times	1:10.16 [4] (0:13.09)	0:57.07 [2] (0:10.62)	0:46.45 [1] (0:11.24)	0:35.21 [1] (0:11.23)	0:23.98 [1] (0:11.39)	0:12.59 [2] (0:12.59)
Average Speed [km/h]	55.0	68.1	64.5	64.4	63.3	57.3
Top Speed [km/h]	69.9	69.9	67.3	65.6	66.2	60.8
Avg. Dist. to Rail [m]	2.9	1.0	2.0	1.1	3.9	5.1
Avg. Stride Freq. [Hz]	2.2	2.3	2.3	2.3	2.4	2.3
Avg. Stride Length [m]	6.8	8.0	7.9	7.8	7.4	7.1



- [] Ranking at each section and finish
- .-.- No data available at this section
- NA No data available



Horse/Jockey Name	Lost In Transit
Final Rank	5
Fastest Section Time (Section)	0:10.89 (1000m)
Top Speed [km/h] (Section)	68.8 (Overall)
Race State	Finished



Eagle Farm QLD Professional

Race 2: U&U RECRUITMENT Class 6 Handicap - 1200m

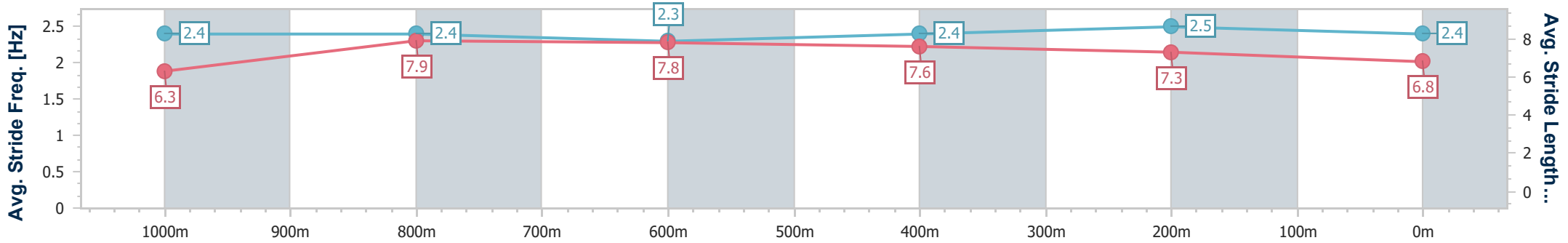
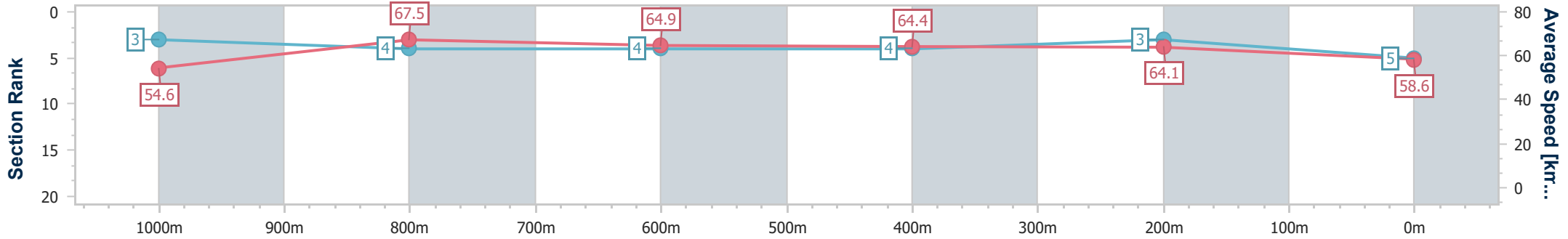
08 June 2024 - 12:19

Track Rating: Good 4, Weather: Fine, Rail Position: +2.5m Entire



BRISBANE RACING CLUB

Section	Overall	1000m	800m	600m	400m	200m
Section Times	1:10.18 [5] (0:13.21)	0:56.97 [3] (0:10.89)	0:46.08 [4] (0:11.27)	0:34.81 [4] (0:11.29)	0:23.52 [4] (0:11.24)	0:12.28 [3] (0:12.28)
Average Speed [km/h]	54.6	67.5	64.9	64.4	64.1	58.6
Top Speed [km/h]	68.8	68.8	66.9	66.0	65.0	61.6
Avg. Dist. to Rail [m]	3.9	3.5	3.6	2.6	7.3	6.4
Avg. Stride Freq. [Hz]	2.4	2.4	2.3	2.4	2.5	2.4
Avg. Stride Length [m]	6.3	7.9	7.8	7.6	7.3	6.8



- [] Ranking at each section and finish
- .-.- No data available at this section
- NA No data available



Horse/Jockey Name	Burning Bell
Final Rank	6
Fastest Section Time (Section)	0:11.04 (1000m)
Top Speed [km/h] (Section)	68.2 (600m)
Race State	Finished



Eagle Farm QLD Professional

Race 2: U&U RECRUITMENT Class 6 Handicap - 1200m

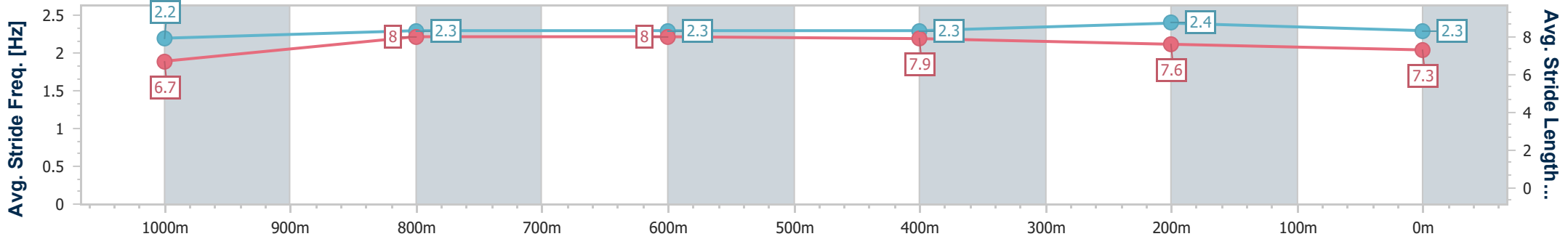
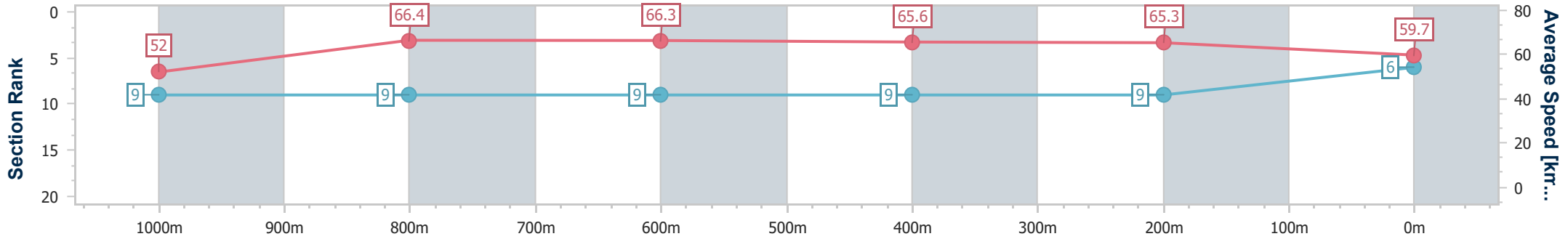
08 June 2024 - 12:19

Track Rating: Good 4, Weather: Fine, Rail Position: +2.5m Entire



BRISBANE RACING CLUB

Section	Overall	1000m	800m	600m	400m	200m
Section Times	1:10.35 [6] (0:13.87)	0:56.48 [9] (0:11.04)	0:45.44 [9] (0:11.08)	0:34.36 [9] (0:11.24)	0:23.12 [9] (0:11.04)	0:12.08 [9] (0:12.08)
Average Speed [km/h]	52.0	66.4	66.3	65.6	65.3	59.7
Top Speed [km/h]	64.6	67.9	67.6	68.2	67.1	63.2
Avg. Dist. to Rail [m]	8.2	3.2	4.4	5.3	9.0	8.5
Avg. Stride Freq. [Hz]	2.2	2.3	2.3	2.3	2.4	2.3
Avg. Stride Length [m]	6.7	8.0	8.0	7.9	7.6	7.3



- [] Ranking at each section and finish
- .-.- No data available at this section
- NA No data available



Horse/Jockey Name	Goldsborough
Final Rank	7
Fastest Section Time (Section)	0:10.72 (1000m)
Top Speed [km/h] (Section)	68.5 (Overall)
Race State	Finished



Eagle Farm QLD Professional

Race 2: U&U RECRUITMENT Class 6 Handicap - 1200m

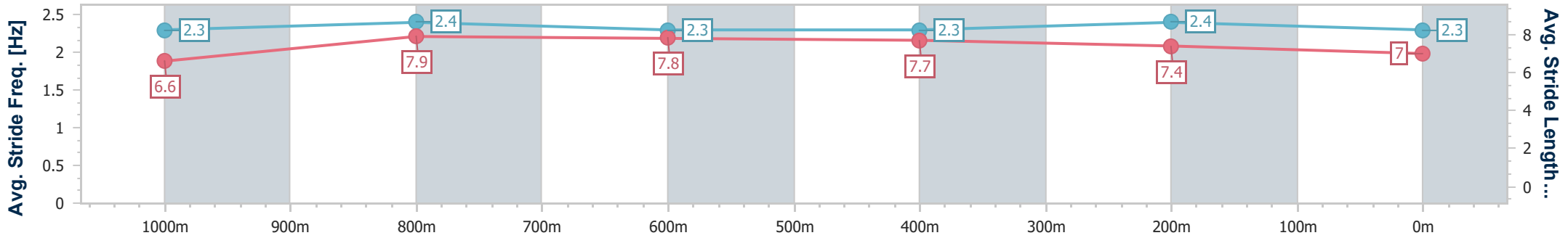
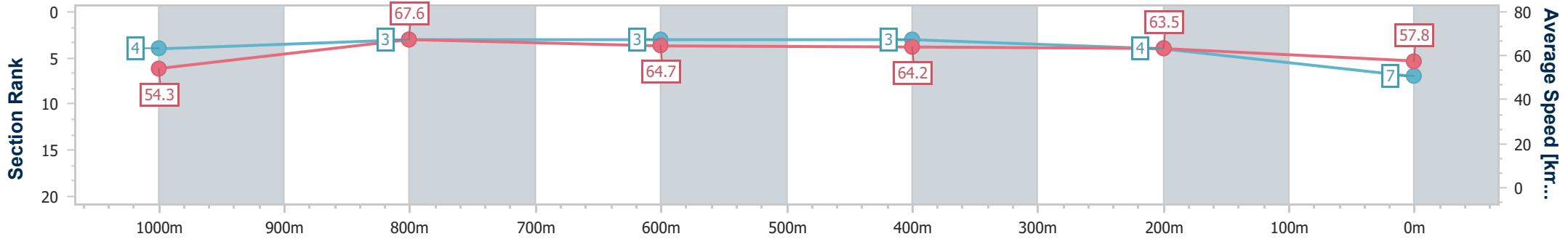
08 June 2024 - 12:19

Track Rating: Good 4, Weather: Fine, Rail Position: +2.5m Entire



BRISBANE RACING CLUB

Section	Overall	1000m	800m	600m	400m	200m
Section Times	1:10.40 [7] (0:13.26)	0:57.14 [4] (0:10.72)	0:46.42 [3] (0:11.29)	0:35.13 [3] (0:11.33)	0:23.80 [3] (0:11.32)	0:12.48 [4] (0:12.48)
Average Speed [km/h]	54.3	67.6	64.7	64.2	63.5	57.8
Top Speed [km/h]	68.5	68.4	67.5	67.0	66.3	60.8
Avg. Dist. to Rail [m]	0.7	1.3	2.9	2.1	4.3	4.0
Avg. Stride Freq. [Hz]	2.3	2.4	2.3	2.3	2.4	2.3
Avg. Stride Length [m]	6.6	7.9	7.8	7.7	7.4	7.0



- [] Ranking at each section and finish
- .-.- No data available at this section
- NA No data available



Horse/Jockey Name	Pizarro
Final Rank	8
Fastest Section Time (Section)	0:10.85 (1000m)
Top Speed [km/h] (Section)	68.4 (1000m)
Race State	Finished



Eagle Farm QLD Professional

Race 2: U&U RECRUITMENT Class 6 Handicap - 1200m

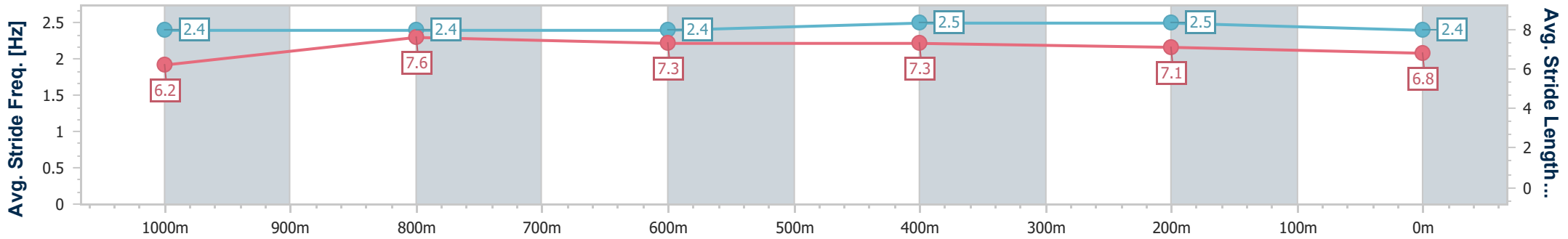
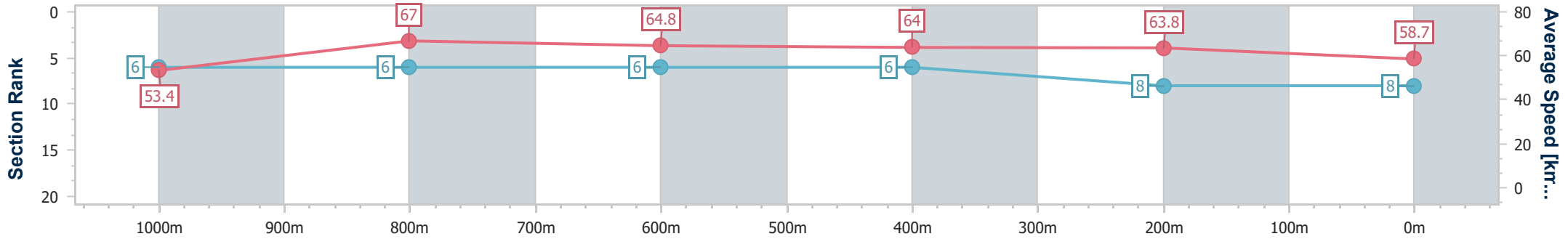
08 June 2024 - 12:19

Track Rating: Good 4, Weather: Fine, Rail Position: +2.5m Entire



BRISBANE RACING CLUB

Section	Overall	1000m	800m	600m	400m	200m
Section Times	1:10.51 [8] (0:13.52)	0:56.99 [6] (0:10.85)	0:46.14 [6] (0:11.20)	0:34.94 [6] (0:11.33)	0:23.61 [6] (0:11.30)	0:12.31 [8] (0:12.31)
Average Speed [km/h]	53.4	67.0	64.8	64.0	63.8	58.7
Top Speed [km/h]	66.7	68.4	66.8	65.4	65.5	61.4
Avg. Dist. to Rail [m]	1.9	1.8	2.2	2.0	7.2	6.1
Avg. Stride Freq. [Hz]	2.4	2.4	2.4	2.5	2.5	2.4
Avg. Stride Length [m]	6.2	7.6	7.3	7.3	7.1	6.8



- [] Ranking at each section and finish
- .-.- No data available at this section
- NA No data available



Horse/Jockey Name	Navas Two
Final Rank	9
Fastest Section Time (Section)	0:11.02 (400m)
Top Speed [km/h] (Section)	67.2 (800m)
Race State	Finished



Eagle Farm QLD Professional

Race 2: U&U RECRUITMENT Class 6 Handicap - 1200m

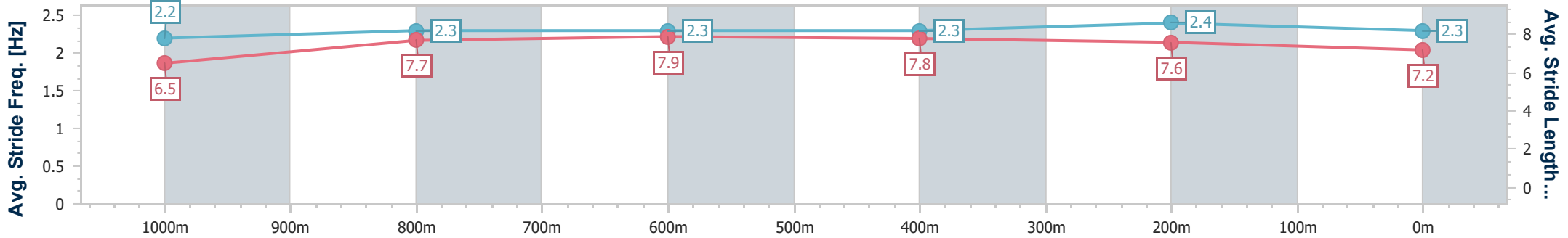
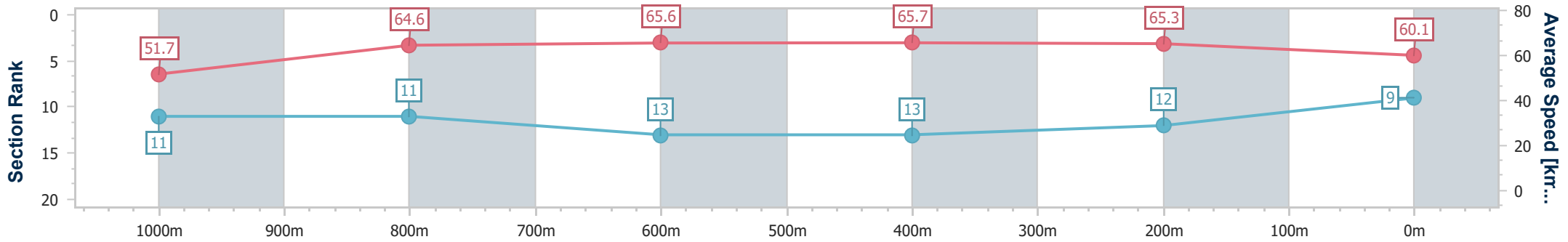
08 June 2024 - 12:19

Track Rating: Good 4, Weather: Fine, Rail Position: +2.5m Entire



BRISBANE RACING CLUB

Section	Overall	1000m	800m	600m	400m	200m
Section Times	1:10.57 [9] (0:13.98)	0:56.59 [11] (0:11.29)	0:45.30 [11] (0:11.12)	0:34.18 [13] (0:11.14)	0:23.04 [13] (0:11.02)	0:12.02 [12] (0:12.02)
Average Speed [km/h]	51.7	64.6	65.6	65.7	65.3	60.1
Top Speed [km/h]	65.4	66.1	67.2	66.8	66.6	63.2
Avg. Dist. to Rail [m]	7.0	3.0	3.2	2.9	6.0	10.2
Avg. Stride Freq. [Hz]	2.2	2.3	2.3	2.3	2.4	2.3
Avg. Stride Length [m]	6.5	7.7	7.9	7.8	7.6	7.2



- [] Ranking at each section and finish
- .-.- No data available at this section
- NA No data available



Horse/Jockey Name	My Snow Queen
Final Rank	10
Fastest Section Time (Section)	0:10.95 (1000m)
Top Speed [km/h] (Section)	68.3 (1000m)
Race State	Finished



Eagle Farm QLD Professional

Race 2: U&U RECRUITMENT Class 6 Handicap - 1200m

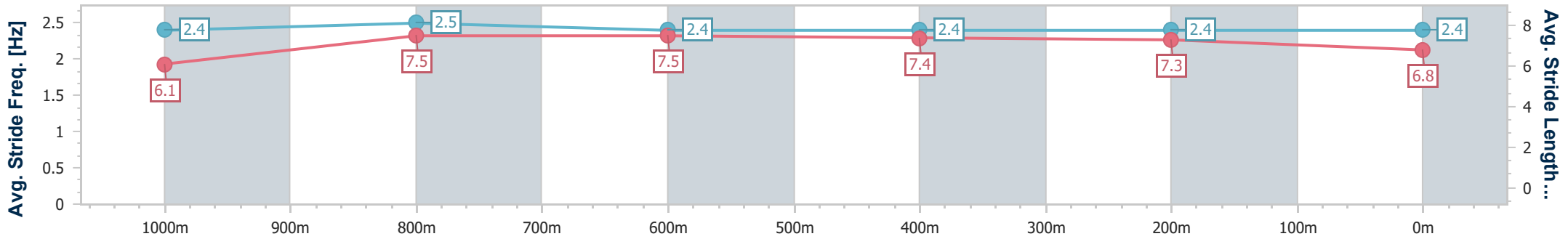
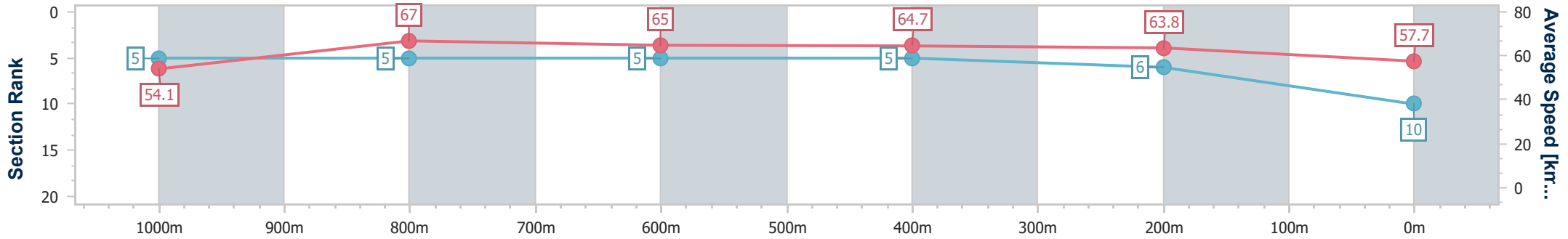
08 June 2024 - 12:19

Track Rating: Good 4, Weather: Fine, Rail Position: +2.5m Entire



BRISBANE RACING CLUB

Section	Overall	1000m	800m	600m	400m	200m
Section Times	1:10.61 [10] (0:13.34)	0:57.27 [5] (0:10.95)	0:46.32 [5] (0:11.21)	0:35.11 [5] (0:11.32)	0:23.79 [5] (0:11.29)	0:12.50 [6] (0:12.50)
Average Speed [km/h]	54.1	67.0	65.0	64.7	63.8	57.7
Top Speed [km/h]	67.9	68.3	67.6	66.5	65.7	61.3
Avg. Dist. to Rail [m]	6.8	3.4	3.0	3.9	9.7	10.3
Avg. Stride Freq. [Hz]	2.4	2.5	2.4	2.4	2.4	2.4
Avg. Stride Length [m]	6.1	7.5	7.5	7.4	7.3	6.8



- [] Ranking at each section and finish
- .-.- No data available at this section
- NA No data available



Horse/Jockey Name	Tick Tock Queen
Final Rank	11
Fastest Section Time (Section)	0:10.99 (1000m)
Top Speed [km/h] (Section)	68.3 (1000m)
Race State	Finished



Eagle Farm QLD Professional

Race 2: U&U RECRUITMENT Class 6 Handicap - 1200m

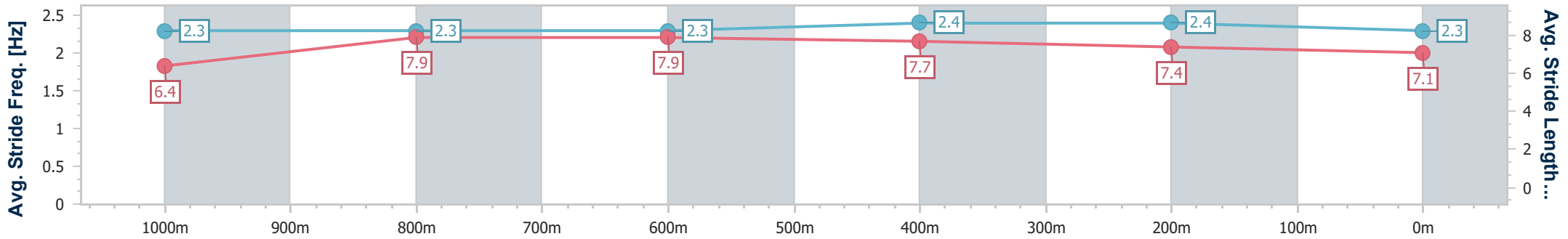
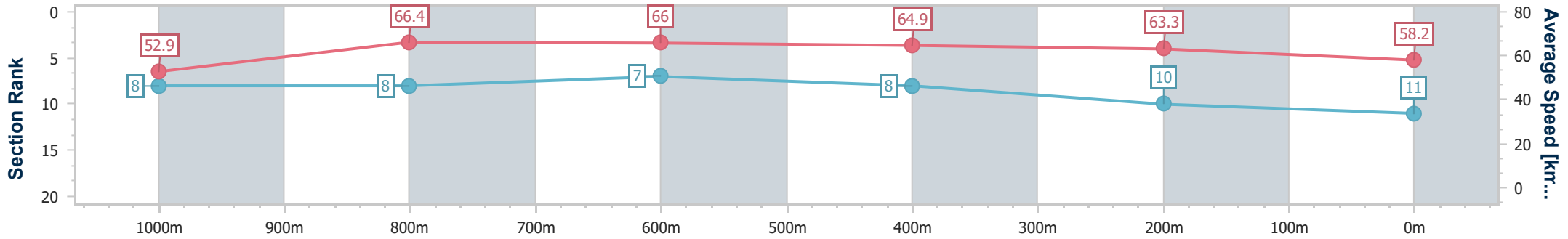
08 June 2024 - 12:19

Track Rating: Good 4, Weather: Fine, Rail Position: +2.5m Entire



BRISBANE RACING CLUB

Section	Overall	1000m	800m	600m	400m	200m
Section Times	1:10.79 [11] (0:13.64)	0:57.15 [8] (0:10.99)	0:46.16 [8] (0:11.06)	0:35.10 [7] (0:11.34)	0:23.76 [8] (0:11.34)	0:12.42 [10] (0:12.42)
Average Speed [km/h]	52.9	66.4	66.0	64.9	63.3	58.2
Top Speed [km/h]	66.2	68.3	67.7	65.9	65.3	61.2
Avg. Dist. to Rail [m]	5.6	3.0	2.8	4.1	8.3	7.0
Avg. Stride Freq. [Hz]	2.3	2.3	2.3	2.4	2.4	2.3
Avg. Stride Length [m]	6.4	7.9	7.9	7.7	7.4	7.1



- [] Ranking at each section and finish
- .-.- No data available at this section
- NA No data available



Horse/Jockey Name	Safework
Final Rank	12
Fastest Section Time (Section)	0:11.08 (800m)
Top Speed [km/h] (Section)	67.1 (400m)
Race State	Finished



Eagle Farm QLD Professional

Race 2: U&U RECRUITMENT Class 6 Handicap - 1200m

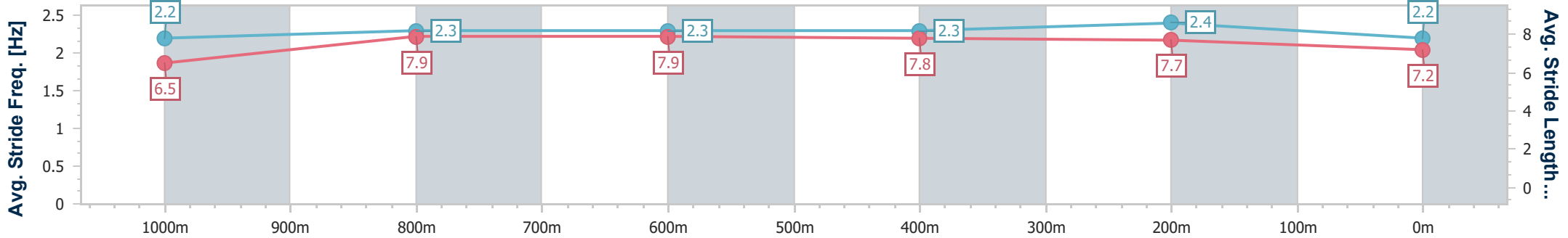
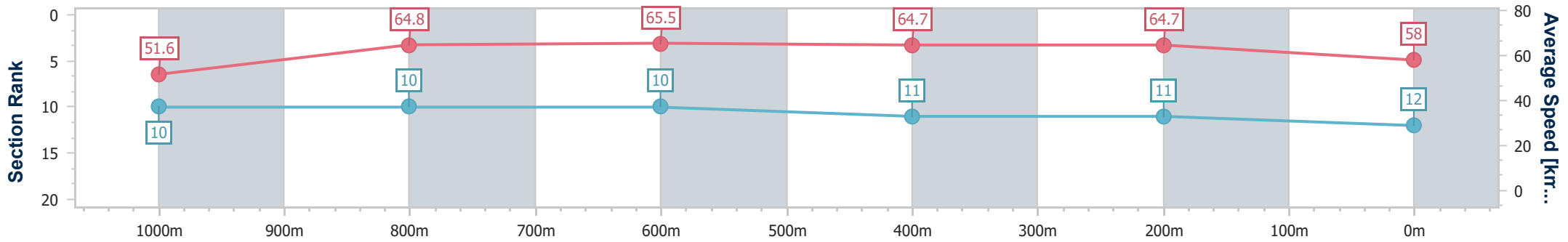
08 June 2024 - 12:19

Track Rating: Good 4, Weather: Fine, Rail Position: +2.5m Entire



BRISBANE RACING CLUB

Section	Overall	1000m	800m	600m	400m	200m
Section Times	1:10.92 [12] (0:13.95)	0:56.97 [10] (0:11.16)	0:45.81 [10] (0:11.08)	0:34.73 [10] (0:11.21)	0:23.52 [11] (0:11.14)	0:12.38 [11] (0:12.38)
Average Speed [km/h]	51.6	64.8	65.5	64.7	64.7	58.0
Top Speed [km/h]	65.4	66.5	66.5	65.8	67.1	61.4
Avg. Dist. to Rail [m]	3.2	0.8	1.5	1.7	3.7	4.4
Avg. Stride Freq. [Hz]	2.2	2.3	2.3	2.3	2.4	2.2
Avg. Stride Length [m]	6.5	7.9	7.9	7.8	7.7	7.2



- [] Ranking at each section and finish
- .-.- No data available at this section
- NA No data available



Horse/Jockey Name	April In Augusta
Final Rank	13
Fastest Section Time (Section)	0:10.92 (800m)
Top Speed [km/h] (Section)	68.0 (800m)
Race State	Finished



Eagle Farm QLD Professional

Race 2: U&U RECRUITMENT Class 6 Handicap - 1200m

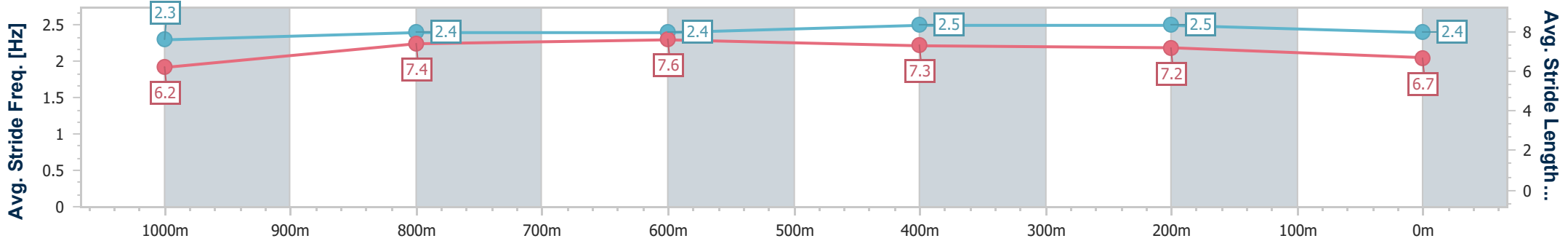
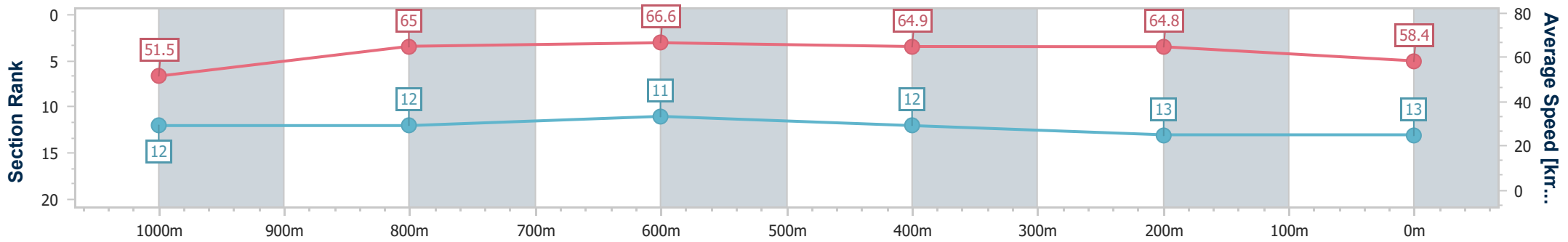
08 June 2024 - 12:19

Track Rating: Good 4, Weather: Fine, Rail Position: +2.5m Entire



BRISBANE RACING CLUB

Section	Overall	1000m	800m	600m	400m	200m
Section Times	1:10.93 [13] (0:14.01)	0:56.92 [12] (0:11.34)	0:45.58 [12] (0:10.92)	0:34.66 [11] (0:11.24)	0:23.42 [12] (0:11.08)	0:12.34 [13] (0:12.34)
Average Speed [km/h]	51.5	65.0	66.6	64.9	64.8	58.4
Top Speed [km/h]	66.5	66.7	68.0	67.1	67.3	62.9
Avg. Dist. to Rail [m]	7.7	4.6	2.5	2.2	9.2	12.0
Avg. Stride Freq. [Hz]	2.3	2.4	2.4	2.5	2.5	2.4
Avg. Stride Length [m]	6.2	7.4	7.6	7.3	7.2	6.7



- [] Ranking at each section and finish
- .-.- No data available at this section
- NA No data available



Eagle Farm QLD Professional

Race 3: NOVA 106.9 THE PHOENIX - 1500m

08 June 2024 - 12:54



BRISBANE
RACING CLUB

Track Rating: Good 4, Weather: Fine, Rail Position: +2.5m Entire

Section		Overall	1400m	1200m	1000m	800m	600m	400m	Last 600m				
Field Times		1:30.77 (0:08.00)	1:22.77 (0:10.80)	1:11.97 (0:11.02)	1:00.95 (0:11.78)	0:49.17 (0:12.07)	0:37.10 (0:12.12)	0:24.98 (0:11.95)	0:37.10				
Rank	TAB Horse/Jockey	Barrier	Top Speed [km/h]	Fastest Section									Distance Travelled [m]
1	5 IMPERIALIST James McDonald	14	67.5 1400m	0:08.72 Overall	1:30.77 [1] (0:08.72)	1:22.05 [12] (0:11.33)	1:10.72 [11] (0:11.28)	0:59.44 [11] (0:11.93)	0:47.51 [11] (0:12.03)	0:35.48 [9] (0:11.56)	0:23.92 [7] (0:11.35)	0:35.48	
2	8 AEMELIUS Jamie Kah	3	67.9 1400m	0:08.00 Overall	1:30.86 [2] (0:08.00)	1:22.86 [1] (0:10.80)	1:12.06 [2] (0:11.06)	1:01.00 [2] (0:11.86)	0:49.14 [2] (0:12.16)	0:36.98 [2] (0:11.91)	0:25.07 [1] (0:11.95)	0:36.98	-9
3	11 MISS TRUSTFUL Ryan Maloney	13	67.8 1400m	0:08.12 Overall	1:30.98 [3] (0:08.12)	1:22.86 [3] (0:11.00)	1:11.86 [3] (0:11.25)	1:00.61 [4] (0:12.13)	0:48.48 [4] (0:12.33)	0:36.15 [4] (0:11.78)	0:24.37 [4] (0:11.69)	0:36.15	-4
4	1 BEAU DAZZLER Kyle Wilson-Taylor	7	66.8 1400m	0:08.71 Overall	1:31.15 [4] (0:08.71)	1:22.44 [11] (0:11.11)	1:11.33 [9] (0:11.37)	0:59.96 [10] (0:11.94)	0:48.02 [10] (0:12.33)	0:35.69 [11] (0:11.76)	0:23.93 [10] (0:11.50)	0:35.69	-5
5	9 CANARA Tommy Berry	11	67.0 1200m	0:08.39 Overall	1:31.18 [5] (0:08.39)	1:22.79 [6] (0:11.02)	1:11.77 [6] (0:11.23)	1:00.54 [5] (0:12.16)	0:48.38 [6] (0:12.20)	0:36.18 [6] (0:11.66)	0:24.52 [5] (0:11.75)	0:36.18	-4
6	3 SIMPLY FUN Cejay Graham	10	68.1 1400m	0:08.15 Overall	1:31.24 [6] (0:08.15)	1:23.09 [4] (0:10.97)	1:12.12 [4] (0:11.10)	1:01.02 [3] (0:12.03)	0:48.99 [3] (0:12.25)	0:36.74 [3] (0:11.81)	0:24.93 [3] (0:11.82)	0:36.74	-5
7	12 BLANTONS RUN Samantha Collett	6	65.6 1400m	0:08.47 Overall	1:31.27 [7] (0:08.47)	1:22.80 [7] (0:11.30)	1:11.50 [8] (0:11.31)	1:00.19 [9] (0:11.87)	0:48.32 [8] (0:12.06)	0:36.26 [7] (0:11.68)	0:24.58 [6] (0:11.61)	0:36.26	+1
8	7 SAFE PLACE Adam Hyeronimus	12	66.5 1400m	0:08.86 Overall	1:31.44 [8] (0:08.86)	1:22.58 [14] (0:11.61)	1:10.97 [14] (0:11.23)	0:59.74 [14] (0:11.83)	0:47.91 [14] (0:12.04)	0:35.87 [12] (0:11.85)	0:24.02 [11] (0:11.42)	0:35.87	+0
9	2 DUE CALZINI James Orman	5	66.7 1400m	0:08.64 Overall	1:31.48 [9] (0:08.64)	1:22.84 [9] (0:11.05)	1:11.79 [7] (0:11.38)	1:00.41 [7] (0:11.97)	0:48.44 [9] (0:12.26)	0:36.18 [10] (0:11.84)	0:24.34 [9] (0:11.67)	0:36.18	-8
10	4 ITALIAN DANCER Nikita Beriman	4	68.3 1400m	0:08.06 Overall	1:31.51 [10] (0:08.06)	1:23.45 [2] (0:10.74)	1:12.71 [1] (0:11.02)	1:01.69 [1] (0:11.78)	0:49.91 [1] (0:12.07)	0:37.84 [1] (0:12.18)	0:25.66 [2] (0:12.26)	0:37.84	-5



Eagle Farm QLD Professional

Race 3: NOVA 106.9 THE PHOENIX - 1500m

08 June 2024 - 12:54



BRISBANE
RACING CLUB

Track Rating: Good 4, Weather: Fine, Rail Position: +2.5m Entire

Section		Overall	1400m	1200m	1000m	800m	600m	400m	Last 600m					
Field Times		1:30.77 (0:08.00)	1:22.77 (0:10.80)	1:11.97 (0:11.02)	1:00.95 (0:11.78)	0:49.17 (0:12.07)	0:37.10 (0:12.12)	0:24.98 (0:11.95)	0:37.10					
Rank	TAB Horse/Jockey	Barrier	Top Speed [km/h]	Fastest Section										Distance Travelled [m]
11	13 LA COMETA Michael Rodd	8	66.4 1400m	0:08.61 Overall	1:31.75 [11] (0:08.61)	1:23.14 [8] (0:11.48)	1:11.66 [12] (0:11.36)	1:00.30 [12] (0:11.99)	0:48.31 [13] (0:12.41)	0:35.90 [14] (0:11.73)	0:24.17 [14] (0:11.44)	0:35.90	-6	
12	14 PEE BEE NOIR Mark Du Plessis	2	66.1 1400m	0:08.33 Overall	1:31.86 [12] (0:08.33)	1:23.53 [5] (0:11.06)	1:12.47 [5] (0:11.35)	1:01.12 [6] (0:11.97)	0:49.15 [5] (0:12.26)	0:36.89 [5] (0:11.95)	0:24.94 [8] (0:11.97)	0:36.89	-10	
13	6 ENIDZEL Jake Bayliss	1	65.7 1400m	0:08.68 Overall	1:32.51 [13] (0:08.68)	1:23.83 [10] (0:11.15)	1:12.68 [10] (0:11.24)	1:01.44 [8] (0:11.86)	0:49.58 [7] (0:12.21)	0:37.37 [8] (0:12.34)	0:25.03 [12] (0:12.15)	0:37.37	-9	
14	10 PULPIT Martin Harley	9	65.1 1400m	0:08.77 Overall	1:32.56 [14] (0:08.77)	1:23.79 [13] (0:11.43)	1:12.36 [13] (0:11.30)	1:01.06 [13] (0:11.90)	0:49.16 [12] (0:12.25)	0:36.91 [13] (0:11.92)	0:24.99 [13] (0:11.71)	0:36.91	-6	

[] Ranking at each section and finish
 -:-:-:- No data available at this section
 NA No data available

SCN Saddle cloth number
 DNF Did not finish
 DNT Did not track



Eagle Farm QLD Professional

Race 3: NOVA 106.9 THE PHOENIX - 1500m

08 June 2024 - 12:54



BRISBANE
RACING CLUB

Track Rating: Good 4, Weather: Fine, Rail Position: +2.5m Entire

Section				200m				Last 600m	
Field Times				0:13.03 (0:13.03)				0:37.10	
Rank	TAB	Horse/Jockey	Barrier	Top Speed [km/h]	Fastest Section	Margin			Distance Travelled [m]
1	5	IMPERIALIST James McDonald	14	67.5 1400m	0:08.72 Overall	0:12.57 [4] (0:12.57)	1:30.77		0:35.48
2	8	AEMELIUS Jamie Kah	3	67.9 1400m	0:08.00 Overall	0:13.12 [1] (0:13.12)	0.52L		0:36.98 -9
3	11	MISS TRUSTFUL Ryan Maloney	13	67.8 1400m	0:08.12 Overall	0:12.68 [6] (0:12.68)	1.23L		0:36.15 -4
4	1	BEAU DAZZLER Kyle Wilson-Taylor	7	66.8 1400m	0:08.71 Overall	0:12.43 [8] (0:12.43)	2.24L		0:35.69 -5
5	9	CANARA Tommy Berry	11	67.0 1200m	0:08.39 Overall	0:12.77 [7] (0:12.77)	2.42L		0:36.18 -4
6	3	SIMPLY FUN Cejay Graham	10	68.1 1400m	0:08.15 Overall	0:13.11 [3] (0:13.11)	2.75L		0:36.74 -5
7	12	BLANTONS RUN Samantha Collett	6	65.6 1400m	0:08.47 Overall	0:12.97 [5] (0:12.97)	2.94L		0:36.26 +1
8	7	SAFE PLACE Adam Hyeronimus	12	66.5 1400m	0:08.86 Overall	0:12.60 [10] (0:12.60)	3.93L		0:35.87 +0
9	2	DUE CALZINI James Orman	5	66.7 1400m	0:08.64 Overall	0:12.67 [9] (0:12.67)	4.17L		0:36.18 -8
10	4	ITALIAN DANCER Nikita Beriman	4	68.3 1400m	0:08.06 Overall	0:13.40 [2] (0:13.40)	4.37L		0:37.84 -5



Eagle Farm QLD Professional
Race 3: NOVA 106.9 THE PHOENIX - 1500m
08 June 2024 - 12:54



Track Rating: Good 4, Weather: Fine, Rail Position: +2.5m Entire

Section				200m				Last 600m	
Field Times				0:13.03 (0:13.03)				0:37.10	
Rank	TAB	Horse/Jockey	Barrier	Top Speed [km/h]	Fastest Section	Margin			Distance Travelled [m]
11	13	LA COMETA Michael Rodd	8	66.4 1400m	0:08.61 Overall (0:12.73)	5.78L		0:35.90	-6
12	14	PEE BEE NOIR Mark Du Plessis	2	66.1 1400m	0:08.33 Overall (0:12.97)	6.38L		0:36.89	-10
13	6	ENIDZEL Jake Bayliss	1	65.7 1400m	0:08.68 Overall (0:12.88)	10.25L		0:37.37	-9
14	10	PULPIT Martin Harley	9	65.1 1400m	0:08.77 Overall (0:13.28)	10.52L		0:36.91	-6



Horse/Jockey Name	Imperialist
Final Rank	1
Fastest Section Time (Section)	0:08.72 (Overall)
Top Speed [km/h] (Section)	67.5 (1400m)
Race State	Finished



Eagle Farm QLD Professional
Race 3: NOVA 106.9 THE PHOENIX - 1500m

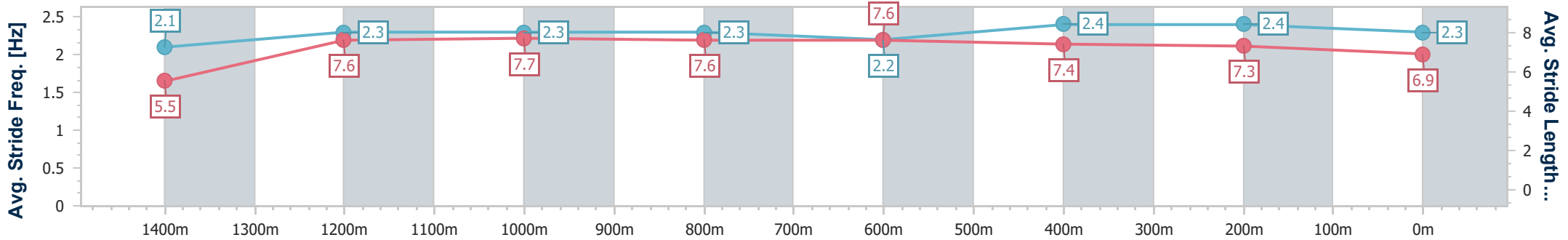
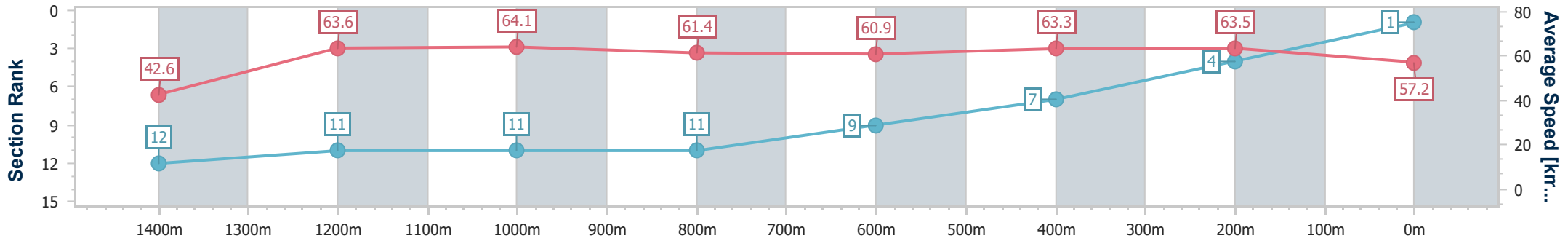


08 June 2024 - 12:54

Track Rating: Good 4, Weather: Fine, Rail Position: +2.5m Entire

BRISBANE RACING CLUB

Section	Overall	1400m	1200m	1000m	800m	600m	400m	200m
Section Times	1:30.77 [1] (0:08.72)	1:22.05 [12] (0:11.33)	1:10.72 [11] (0:11.28)	0:59.44 [11] (0:11.93)	0:47.51 [11] (0:12.03)	0:35.48 [9] (0:11.56)	0:23.92 [7] (0:11.35)	0:12.57 [4]
Average Speed [km/h]	42.6	63.6	64.1	61.4	60.9	63.3	63.5	57.2
Top Speed [km/h]	62.0	67.5	67.4	63.2	62.0	65.8	66.0	61.6
Avg. Dist. to Rail [m]	20.6	4.4	3.2	3.6	3.7	3.5	5.0	5.8
Avg. Stride Freq. [Hz]	2.1	2.3	2.3	2.3	2.2	2.4	2.4	2.3
Avg. Stride Length [m]	5.5	7.6	7.7	7.6	7.6	7.4	7.3	6.9



- [] Ranking at each section and finish
- .-.- No data available at this section
- NA No data available



Horse/Jockey Name	Aemelius
Final Rank	2
Fastest Section Time (Section)	0:08.00 (Overall)
Top Speed [km/h] (Section)	67.9 (1400m)
Race State	Finished



Eagle Farm QLD Professional

Race 3: NOVA 106.9 THE PHOENIX - 1500m

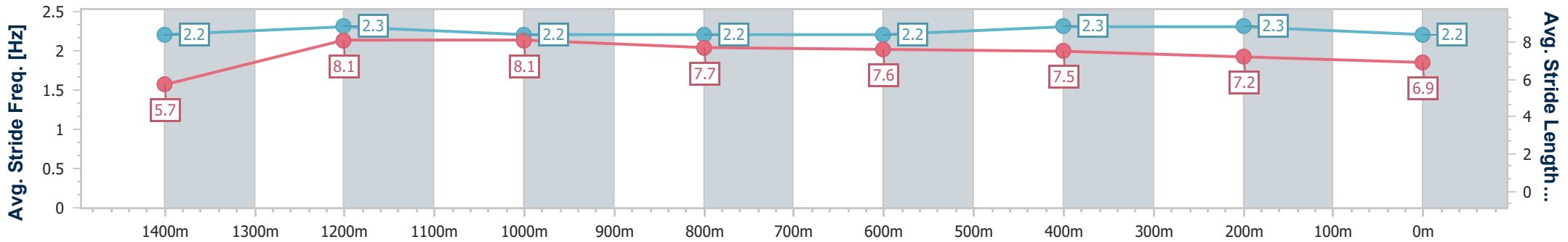
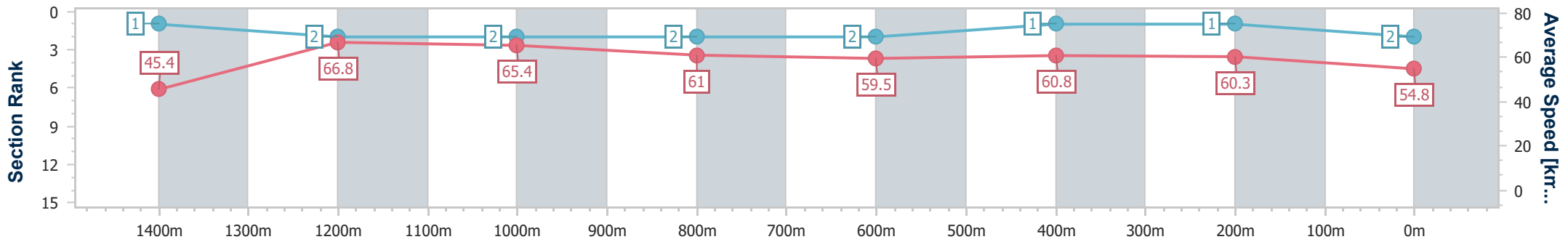
08 June 2024 - 12:54

Track Rating: Good 4, Weather: Fine, Rail Position: +2.5m Entire



BRISBANE RACING CLUB

Section	Overall	1400m	1200m	1000m	800m	600m	400m	200m
Section Times	1:30.86 [2] (0:08.00)	1:22.86 [1] (0:10.80)	1:12.06 [2] (0:11.06)	1:01.00 [2] (0:11.86)	0:49.14 [2] (0:12.16)	0:36.98 [2] (0:11.91)	0:25.07 [1] (0:11.95)	0:13.12 [1] (0:13.12)
Average Speed [km/h]	45.4	66.8	65.4	61.0	59.5	60.8	60.3	54.8
Top Speed [km/h]	63.9	67.9	66.8	62.5	60.4	61.4	61.5	57.8
Avg. Dist. to Rail [m]	11.6	1.8	2.1	1.3	1.2	1.6	3.9	5.1
Avg. Stride Freq. [Hz]	2.2	2.3	2.2	2.2	2.2	2.3	2.3	2.2
Avg. Stride Length [m]	5.7	8.1	8.1	7.7	7.6	7.5	7.2	6.9



- [] Ranking at each section and finish
- .-.- No data available at this section
- NA No data available



Horse/Jockey Name	Miss Trustful
Final Rank	3
Fastest Section Time (Section)	0:08.12 (Overall)
Top Speed [km/h] (Section)	67.8 (1400m)
Race State	Finished



Eagle Farm QLD Professional

Race 3: NOVA 106.9 THE PHOENIX - 1500m

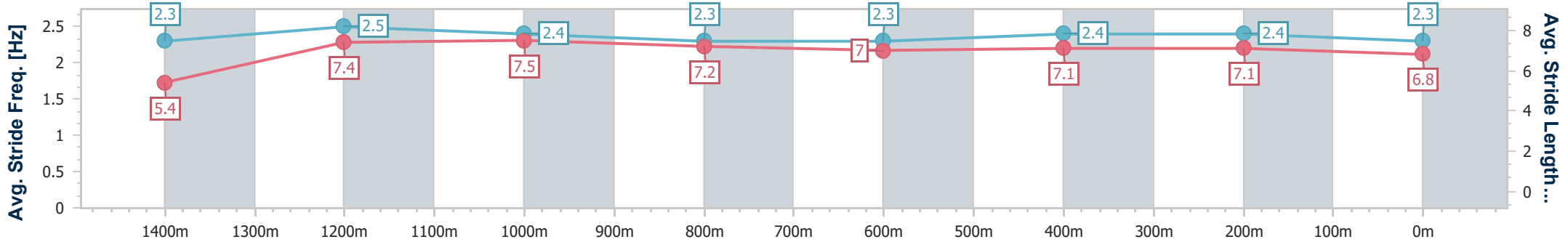
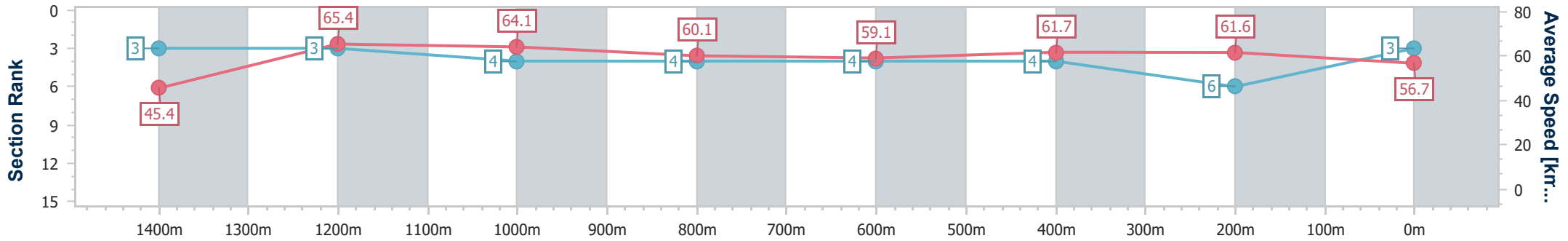
08 June 2024 - 12:54

Track Rating: Good 4, Weather: Fine, Rail Position: +2.5m Entire



BRISBANE RACING CLUB

Section	Overall	1400m	1200m	1000m	800m	600m	400m	200m
Section Times	1:30.98 [3] (0:08.12)	1:22.86 [3] (0:11.00)	1:11.86 [3] (0:11.25)	1:00.61 [4] (0:12.13)	0:48.48 [4] (0:12.33)	0:36.15 [4] (0:11.78)	0:24.37 [4] (0:11.69)	0:12.68 [6] (0:12.68)
Average Speed [km/h]	45.4	65.4	64.1	60.1	59.1	61.7	61.6	56.7
Top Speed [km/h]	63.8	67.8	65.5	61.8	60.2	63.0	62.9	60.5
Avg. Dist. to Rail [m]	19.7	5.2	2.7	2.2	2.4	2.7	7.0	6.9
Avg. Stride Freq. [Hz]	2.3	2.5	2.4	2.3	2.3	2.4	2.4	2.3
Avg. Stride Length [m]	5.4	7.4	7.5	7.2	7.0	7.1	7.1	6.8



- [] Ranking at each section and finish
- .-.- No data available at this section
- NA No data available



Horse/Jockey Name	Beau Dazzler
Final Rank	4
Fastest Section Time (Section)	0:08.71 (Overall)
Top Speed [km/h] (Section)	66.8 (1400m)
Race State	Finished



Eagle Farm QLD Professional

Race 3: NOVA 106.9 THE PHOENIX - 1500m

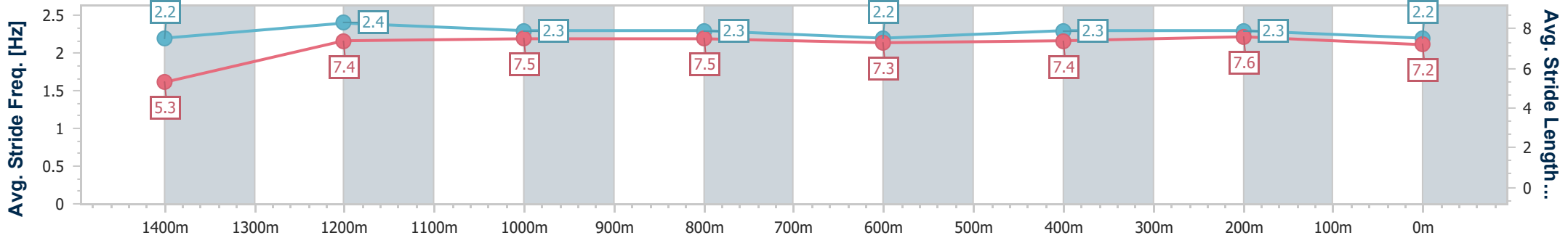
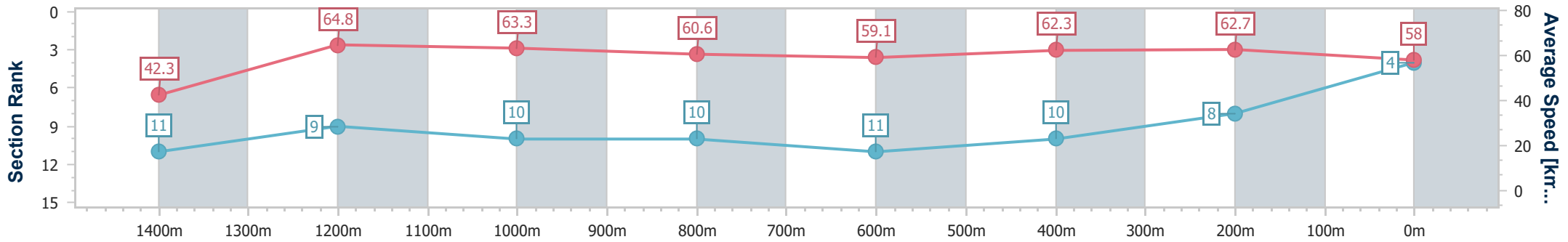
08 June 2024 - 12:54

Track Rating: Good 4, Weather: Fine, Rail Position: +2.5m Entire



BRISBANE RACING CLUB

Section	Overall	1400m	1200m	1000m	800m	600m	400m	200m
Section Times	1:31.15 [4] (0:08.71)	1:22.44 [11] (0:11.11)	1:11.33 [9] (0:11.37)	0:59.96 [10] (0:11.94)	0:48.02 [10] (0:12.33)	0:35.69 [11] (0:11.76)	0:23.93 [10] (0:11.50)	0:12.43 [8] (0:12.43)
Average Speed [km/h]	42.3	64.8	63.3	60.6	59.1	62.3	62.7	58.0
Top Speed [km/h]	63.5	66.8	64.9	62.3	60.9	63.8	63.9	60.9
Avg. Dist. to Rail [m]	14.0	1.5	1.4	1.4	2.0	3.9	6.1	5.0
Avg. Stride Freq. [Hz]	2.2	2.4	2.3	2.3	2.2	2.3	2.3	2.2
Avg. Stride Length [m]	5.3	7.4	7.5	7.5	7.3	7.4	7.6	7.2



- [] Ranking at each section and finish
- .-.- No data available at this section
- NA No data available



Horse/Jockey Name	Canara
Final Rank	5
Fastest Section Time (Section)	0:08.39 (Overall)
Top Speed [km/h] (Section)	67.0 (1200m)
Race State	Finished



Eagle Farm QLD Professional

Race 3: NOVA 106.9 THE PHOENIX - 1500m

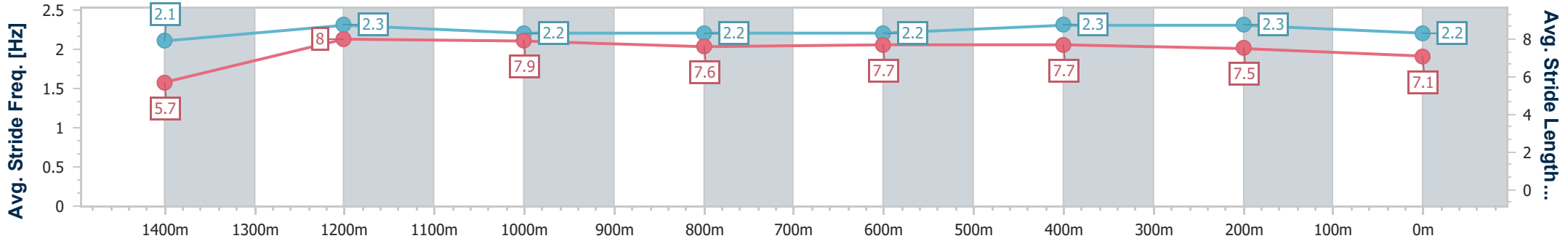
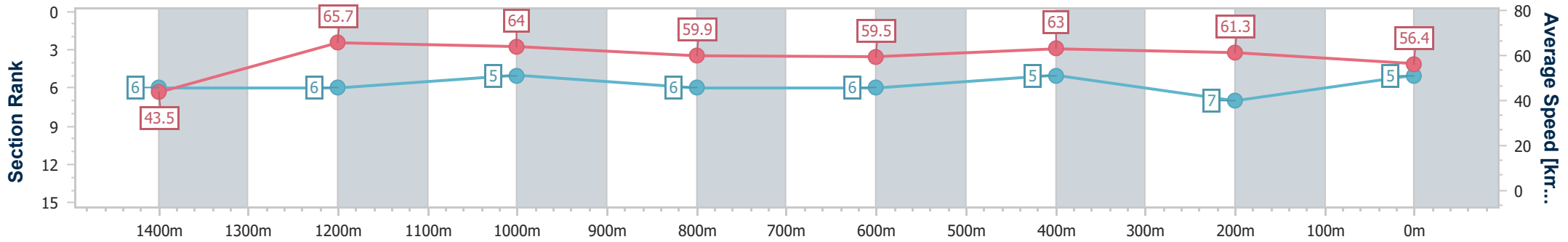
08 June 2024 - 12:54

Track Rating: Good 4, Weather: Fine, Rail Position: +2.5m Entire



BRISBANE RACING CLUB

Section	Overall	1400m	1200m	1000m	800m	600m	400m	200m
Section Times	1:31.18 [5] (0:08.39)	1:22.79 [6] (0:11.02)	1:11.77 [6] (0:11.23)	1:00.54 [5] (0:12.16)	0:48.38 [6] (0:12.20)	0:36.18 [6] (0:11.66)	0:24.52 [5] (0:11.75)	0:12.77 [7] (0:12.77)
Average Speed [km/h]	43.5	65.7	64.0	59.9	59.5	63.0	61.3	56.4
Top Speed [km/h]	62.7	67.0	67.0	61.5	61.8	63.6	63.3	59.0
Avg. Dist. to Rail [m]	17.8	3.7	2.0	1.7	2.2	3.5	6.6	7.7
Avg. Stride Freq. [Hz]	2.1	2.3	2.2	2.2	2.2	2.3	2.3	2.2
Avg. Stride Length [m]	5.7	8.0	7.9	7.6	7.7	7.7	7.5	7.1



- [] Ranking at each section and finish
- .-.- No data available at this section
- NA No data available



Horse/Jockey Name	Simply Fun
Final Rank	6
Fastest Section Time (Section)	0:08.15 (Overall)
Top Speed [km/h] (Section)	68.1 (1400m)
Race State	Finished



Eagle Farm QLD Professional
Race 3: NOVA 106.9 THE PHOENIX - 1500m

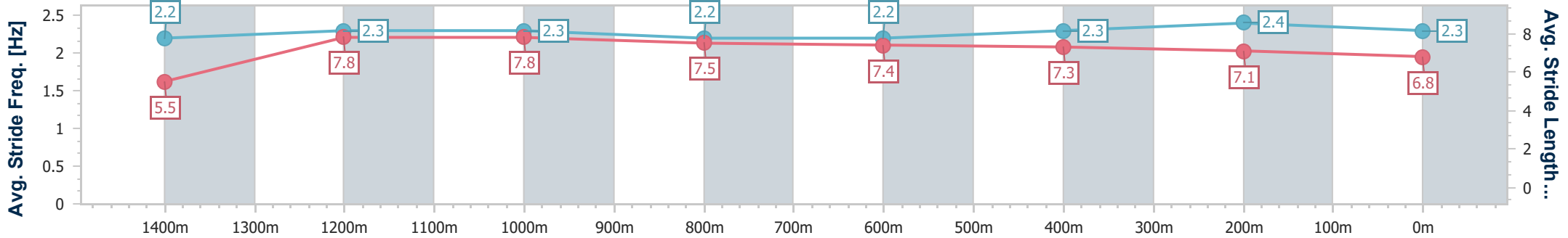
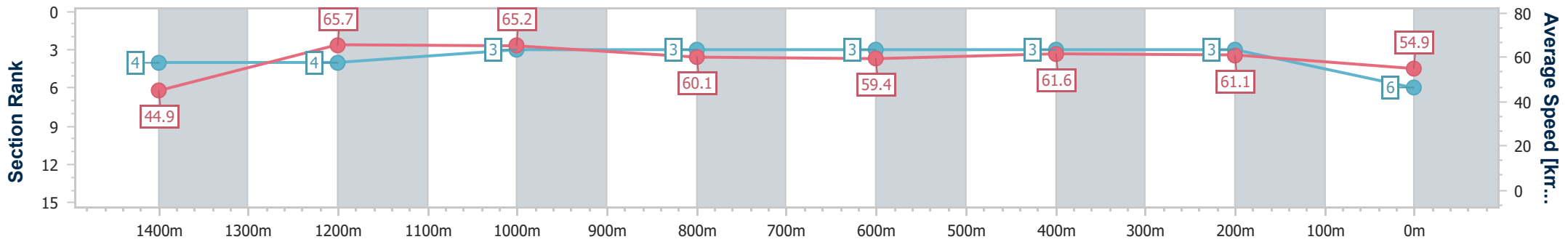
08 June 2024 - 12:54

Track Rating: Good 4, Weather: Fine, Rail Position: +2.5m Entire



BRISBANE
RACING CLUB

Section	Overall	1400m	1200m	1000m	800m	600m	400m	200m
Section Times	1:31.24 [6] (0:08.15)	1:23.09 [4] (0:10.97)	1:12.12 [4] (0:11.10)	1:01.02 [3] (0:12.03)	0:48.99 [3] (0:12.25)	0:36.74 [3] (0:11.81)	0:24.93 [3] (0:11.82)	0:13.11 [3] (0:13.11)
Average Speed [km/h]	44.9	65.7	65.2	60.1	59.4	61.6	61.1	54.9
Top Speed [km/h]	63.7	68.1	66.1	62.6	60.2	63.1	63.3	58.3
Avg. Dist. to Rail [m]	17.6	2.7	0.9	1.5	2.2	2.6	5.4	5.0
Avg. Stride Freq. [Hz]	2.2	2.3	2.3	2.2	2.2	2.3	2.4	2.3
Avg. Stride Length [m]	5.5	7.8	7.8	7.5	7.4	7.3	7.1	6.8



- [] Ranking at each section and finish
- .-.- No data available at this section
- NA No data available



Horse/Jockey Name	Blantons Run
Final Rank	7
Fastest Section Time (Section)	0:08.47 (Overall)
Top Speed [km/h] (Section)	65.6 (1400m)
Race State	Finished



Eagle Farm QLD Professional

Race 3: NOVA 106.9 THE PHOENIX - 1500m

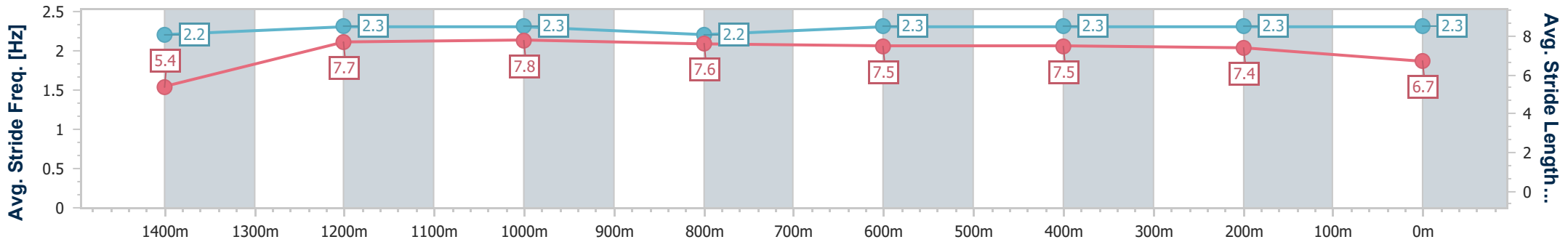
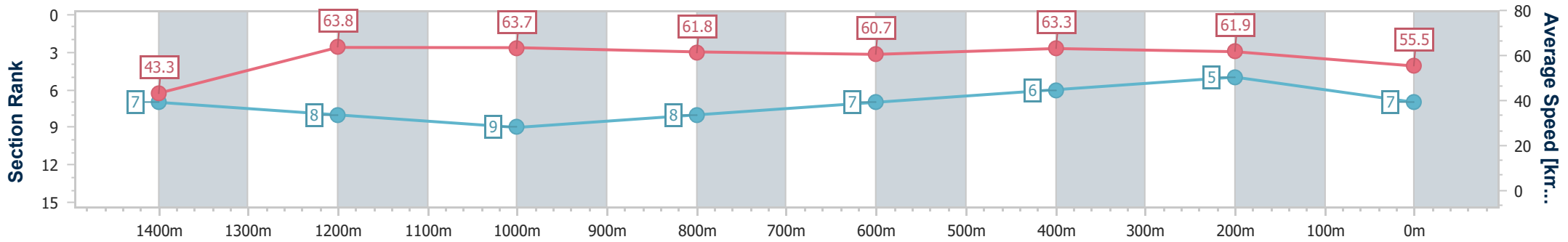
08 June 2024 - 12:54

Track Rating: Good 4, Weather: Fine, Rail Position: +2.5m Entire



BRISBANE RACING CLUB

Section	Overall	1400m	1200m	1000m	800m	600m	400m	200m
Section Times	1:31.27 [7] (0:08.47)	1:22.80 [7] (0:11.30)	1:11.50 [8] (0:11.31)	1:00.19 [9] (0:11.87)	0:48.32 [8] (0:12.06)	0:36.26 [7] (0:11.68)	0:24.58 [6] (0:11.61)	0:12.97 [5] (0:12.97)
Average Speed [km/h]	43.3	63.8	63.7	61.8	60.7	63.3	61.9	55.5
Top Speed [km/h]	61.3	65.6	64.9	62.8	62.6	64.2	64.3	58.9
Avg. Dist. to Rail [m]	13.7	3.3	3.1	3.2	3.7	5.3	7.8	8.3
Avg. Stride Freq. [Hz]	2.2	2.3	2.3	2.2	2.3	2.3	2.3	2.3
Avg. Stride Length [m]	5.4	7.7	7.8	7.6	7.5	7.5	7.4	6.7



- [] Ranking at each section and finish
- .-.- No data available at this section
- NA No data available



Horse/Jockey Name	Safe Place
Final Rank	8
Fastest Section Time (Section)	0:08.86 (Overall)
Top Speed [km/h] (Section)	66.5 (1400m)
Race State	Finished



Eagle Farm QLD Professional

Race 3: NOVA 106.9 THE PHOENIX - 1500m

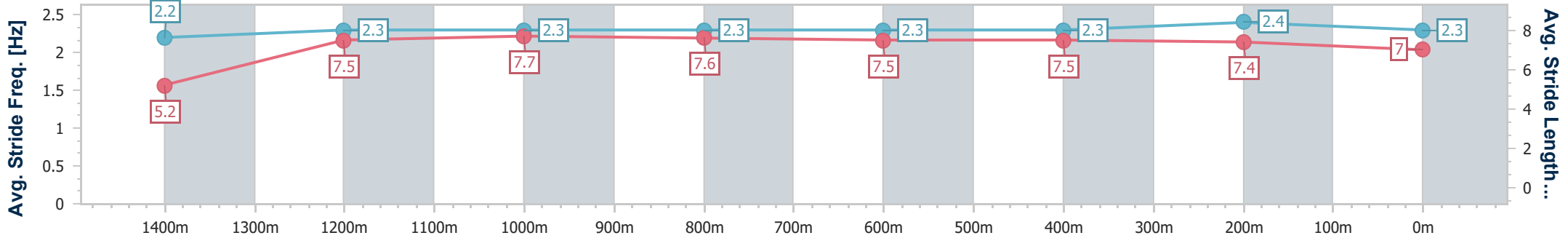
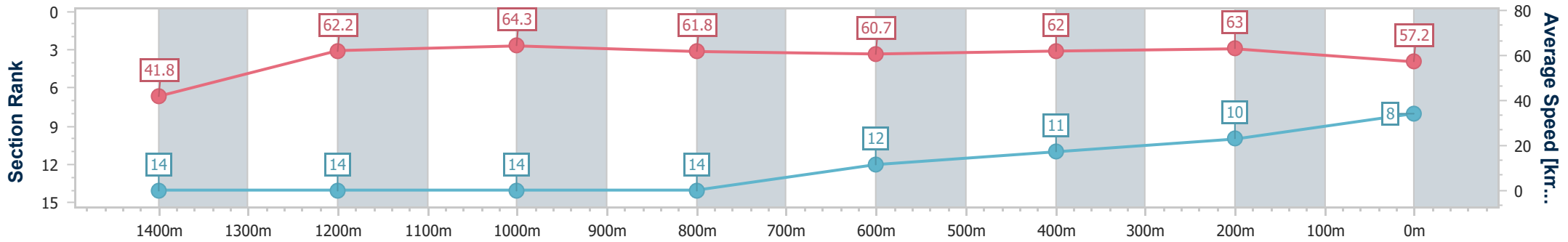
08 June 2024 - 12:54

Track Rating: Good 4, Weather: Fine, Rail Position: +2.5m Entire



BRISBANE RACING CLUB

Section	Overall	1400m	1200m	1000m	800m	600m	400m	200m
Section Times	1:31.44 [8] (0:08.86)	1:22.58 [14] (0:11.61)	1:10.97 [14] (0:11.23)	0:59.74 [14] (0:11.83)	0:47.91 [14] (0:12.04)	0:35.87 [12] (0:11.85)	0:24.02 [11] (0:11.42)	0:12.60 [10] (0:12.60)
Average Speed [km/h]	41.8	62.2	64.3	61.8	60.7	62.0	63.0	57.2
Top Speed [km/h]	59.6	66.5	66.4	64.1	61.7	64.1	64.4	60.8
Avg. Dist. to Rail [m]	19.4	4.1	3.1	3.3	3.4	3.9	6.2	6.4
Avg. Stride Freq. [Hz]	2.2	2.3	2.3	2.3	2.3	2.3	2.4	2.3
Avg. Stride Length [m]	5.2	7.5	7.7	7.6	7.5	7.5	7.4	7.0



- [] Ranking at each section and finish
- .-.- No data available at this section
- NA No data available



Horse/Jockey Name	Due Calzini
Final Rank	9
Fastest Section Time (Section)	0:08.64 (Overall)
Top Speed [km/h] (Section)	66.7 (1400m)
Race State	Finished



Eagle Farm QLD Professional

Race 3: NOVA 106.9 THE PHOENIX - 1500m

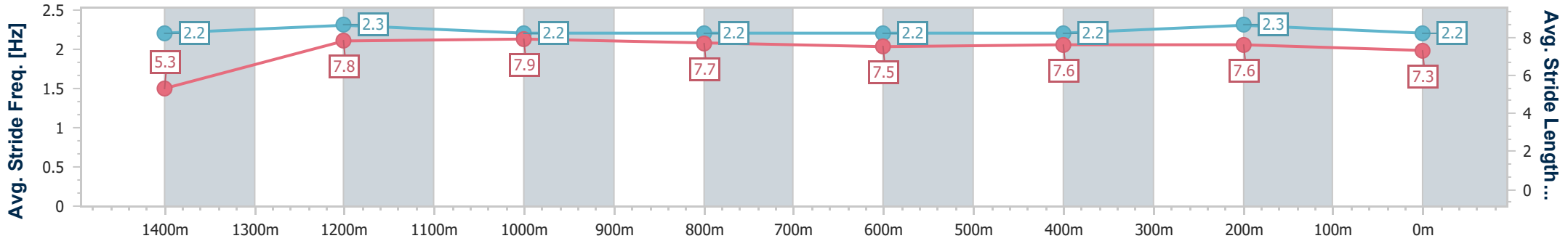
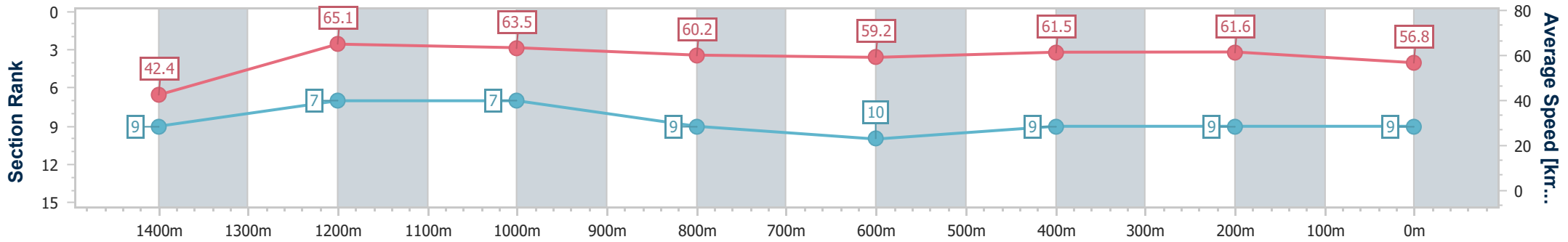
08 June 2024 - 12:54

Track Rating: Good 4, Weather: Fine, Rail Position: +2.5m Entire



BRISBANE RACING CLUB

Section	Overall	1400m	1200m	1000m	800m	600m	400m	200m
Section Times	1:31.48 [9] (0:08.64)	1:22.84 [9] (0:11.05)	1:11.79 [7] (0:11.38)	1:00.41 [7] (0:11.97)	0:48.44 [9] (0:12.26)	0:36.18 [10] (0:11.84)	0:24.34 [9] (0:11.67)	0:12.67 [9] (0:12.67)
Average Speed [km/h]	42.4	65.1	63.5	60.2	59.2	61.5	61.6	56.8
Top Speed [km/h]	64.5	66.7	64.3	62.4	60.8	62.4	62.7	59.4
Avg. Dist. to Rail [m]	12.4	1.2	1.5	1.0	1.5	2.0	3.5	2.5
Avg. Stride Freq. [Hz]	2.2	2.3	2.2	2.2	2.2	2.2	2.3	2.2
Avg. Stride Length [m]	5.3	7.8	7.9	7.7	7.5	7.6	7.6	7.3



- [] Ranking at each section and finish
- .-.- No data available at this section
- NA No data available



Horse/Jockey Name	Italian Dancer
Final Rank	10
Fastest Section Time (Section)	0:08.06 (Overall)
Top Speed [km/h] (Section)	68.3 (1400m)
Race State	Finished



Eagle Farm QLD Professional

Race 3: NOVA 106.9 THE PHOENIX - 1500m

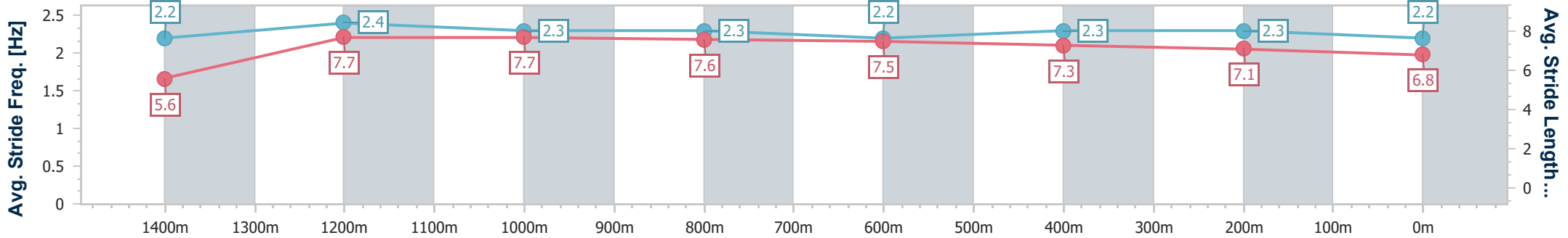
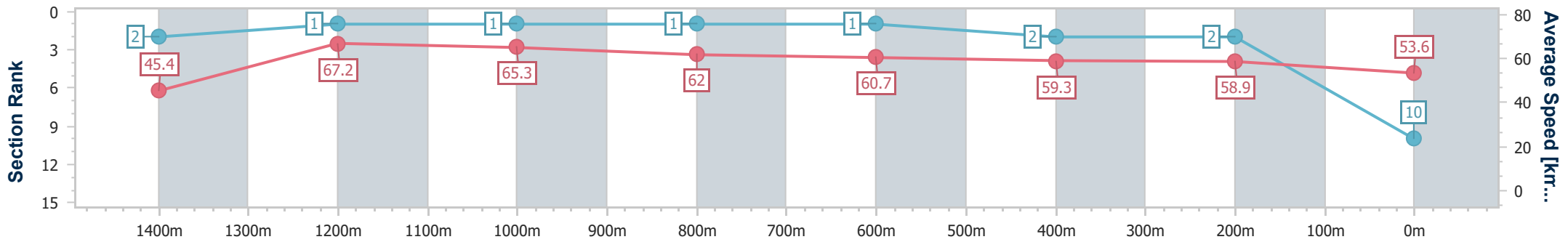
08 June 2024 - 12:54

Track Rating: Good 4, Weather: Fine, Rail Position: +2.5m Entire



BRISBANE RACING CLUB

Section	Overall	1400m	1200m	1000m	800m	600m	400m	200m
Section Times	1:31.51 [10] (0:08.06)	1:23.45 [2] (0:10.74)	1:12.71 [1] (0:11.02)	1:01.69 [1] (0:11.78)	0:49.91 [1] (0:12.07)	0:37.84 [1] (0:12.18)	0:25.66 [2] (0:12.26)	0:13.40 [2] (0:13.40)
Average Speed [km/h]	45.4	67.2	65.3	62.0	60.7	59.3	58.9	53.6
Top Speed [km/h]	64.6	68.3	66.7	63.0	61.5	60.3	60.6	56.3
Avg. Dist. to Rail [m]	12.8	3.0	3.0	2.9	3.2	1.4	3.0	3.8
Avg. Stride Freq. [Hz]	2.2	2.4	2.3	2.3	2.2	2.3	2.3	2.2
Avg. Stride Length [m]	5.6	7.7	7.7	7.6	7.5	7.3	7.1	6.8



- [] Ranking at each section and finish
- .-.- No data available at this section
- NA No data available



Horse/Jockey Name	La Cometa
Final Rank	11
Fastest Section Time (Section)	0:08.61 (Overall)
Top Speed [km/h] (Section)	66.4 (1400m)
Race State	Finished



Eagle Farm QLD Professional

Race 3: NOVA 106.9 THE PHOENIX - 1500m

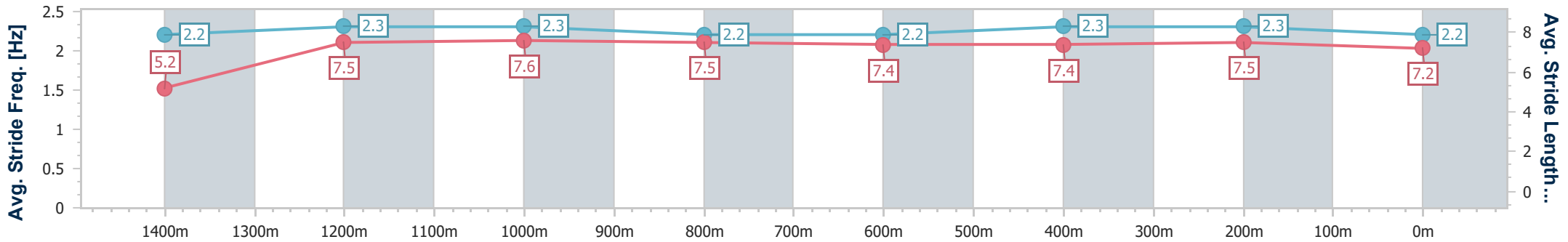
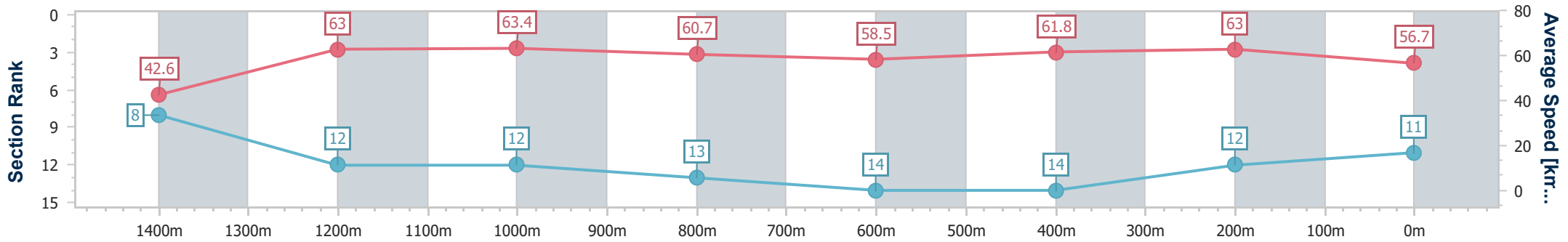
08 June 2024 - 12:54

Track Rating: Good 4, Weather: Fine, Rail Position: +2.5m Entire



BRISBANE RACING CLUB

Section	Overall	1400m	1200m	1000m	800m	600m	400m	200m
Section Times	1:31.75 [11] (0:08.61)	1:23.14 [8] (0:11.48)	1:11.66 [12] (0:11.36)	1:00.30 [12] (0:11.99)	0:48.31 [13] (0:12.41)	0:35.90 [14] (0:11.73)	0:24.17 [14] (0:11.44)	0:12.73 [12] (0:12.73)
Average Speed [km/h]	42.6	63.0	63.4	60.7	58.5	61.8	63.0	56.7
Top Speed [km/h]	60.9	66.4	65.2	62.1	59.8	63.9	64.7	59.7
Avg. Dist. to Rail [m]	15.3	3.2	2.0	2.1	2.1	1.5	4.2	5.6
Avg. Stride Freq. [Hz]	2.2	2.3	2.3	2.2	2.2	2.3	2.3	2.2
Avg. Stride Length [m]	5.2	7.5	7.6	7.5	7.4	7.4	7.5	7.2



- [] Ranking at each section and finish
- .-.- No data available at this section
- NA No data available



Horse/Jockey Name	Pee Bee Noir
Final Rank	12
Fastest Section Time (Section)	0:08.33 (Overall)
Top Speed [km/h] (Section)	66.1 (1400m)
Race State	Finished



Eagle Farm QLD Professional

Race 3: NOVA 106.9 THE PHOENIX - 1500m

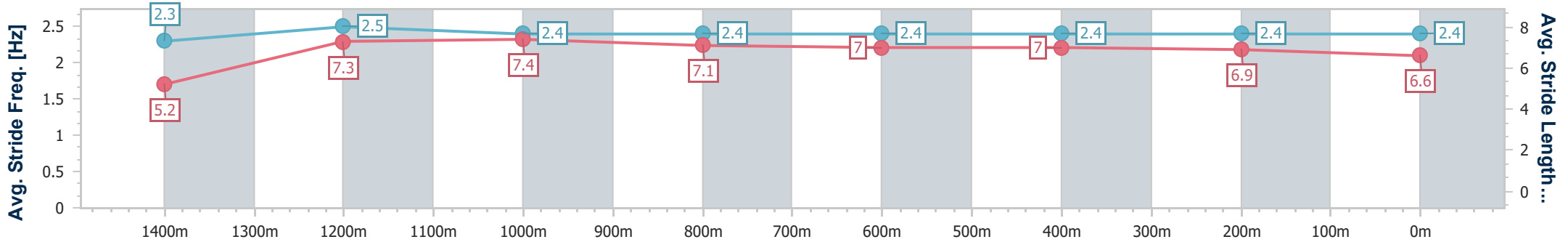
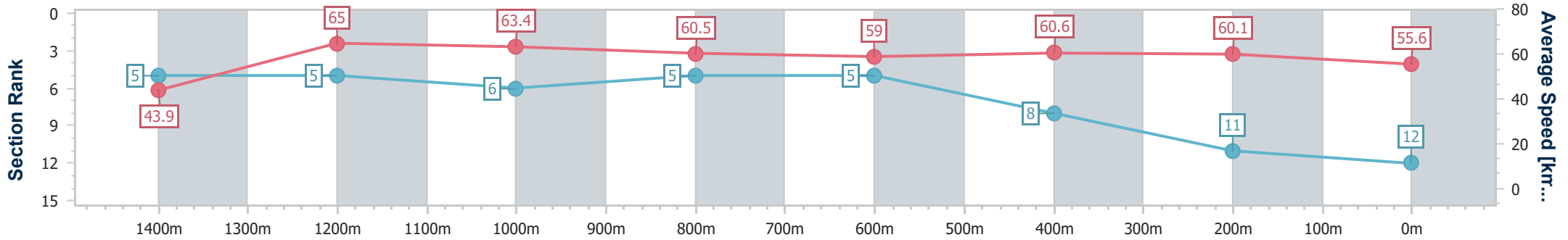
08 June 2024 - 12:54

Track Rating: Good 4, Weather: Fine, Rail Position: +2.5m Entire



BRISBANE RACING CLUB

Section	Overall	1400m	1200m	1000m	800m	600m	400m	200m
Section Times	1:31.86 [12] (0:08.33)	1:23.53 [5] (0:11.06)	1:12.47 [5] (0:11.35)	1:01.12 [6] (0:11.97)	0:49.15 [5] (0:12.26)	0:36.89 [5] (0:11.95)	0:24.94 [8] (0:11.97)	0:12.97 [11] (0:12.97)
Average Speed [km/h]	43.9	65.0	63.4	60.5	59.0	60.6	60.1	55.6
Top Speed [km/h]	61.7	66.1	65.5	61.6	59.9	61.3	61.6	59.3
Avg. Dist. to Rail [m]	10.1	0.5	0.5	0.8	1.2	1.2	3.1	2.8
Avg. Stride Freq. [Hz]	2.3	2.5	2.4	2.4	2.4	2.4	2.4	2.4
Avg. Stride Length [m]	5.2	7.3	7.4	7.1	7.0	7.0	6.9	6.6



- [] Ranking at each section and finish
- .-.- No data available at this section
- NA No data available



Horse/Jockey Name	Enidzel
Final Rank	13
Fastest Section Time (Section)	0:08.68 (Overall)
Top Speed [km/h] (Section)	65.7 (1400m)
Race State	Finished



Eagle Farm QLD Professional
Race 3: NOVA 106.9 THE PHOENIX - 1500m

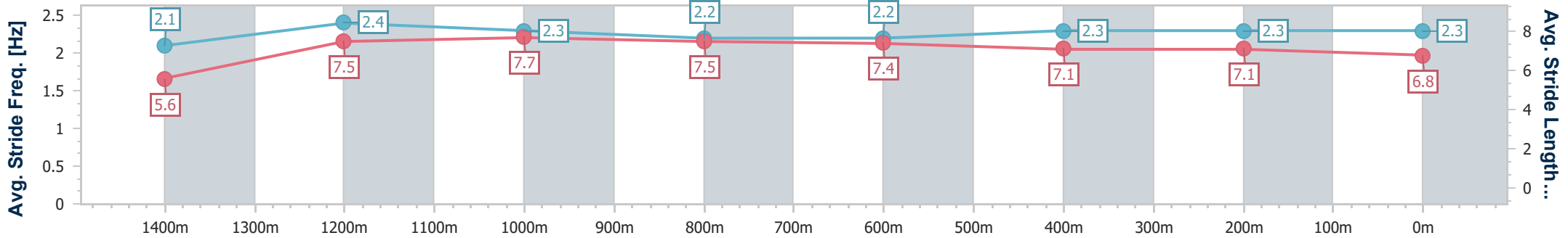
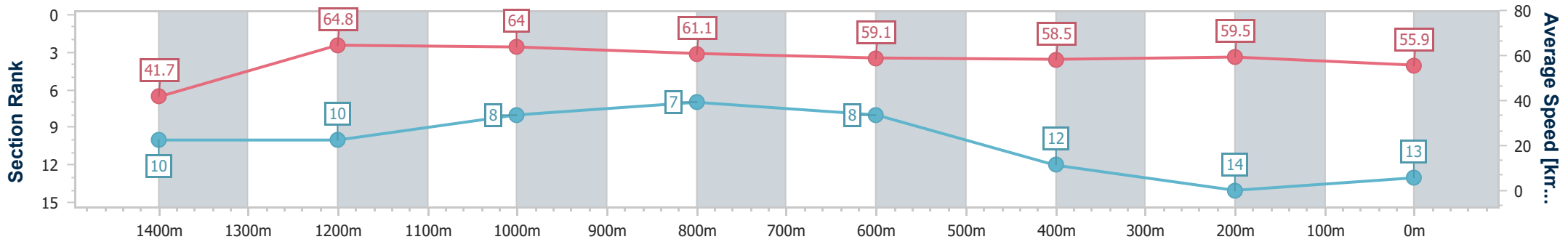


08 June 2024 - 12:54

Track Rating: Good 4, Weather: Fine, Rail Position: +2.5m Entire

BRISBANE RACING CLUB

Section	Overall	1400m	1200m	1000m	800m	600m	400m	200m
Section Times	1:32.51 [13] (0:08.68)	1:23.83 [10] (0:11.15)	1:12.68 [10] (0:11.24)	1:01.44 [8] (0:11.86)	0:49.58 [7] (0:12.21)	0:37.37 [8] (0:12.34)	0:25.03 [12] (0:12.15)	0:12.88 [14] (0:12.88)
Average Speed [km/h]	41.7	64.8	64.0	61.1	59.1	58.5	59.5	55.9
Top Speed [km/h]	61.8	65.7	65.5	62.3	60.6	59.1	59.8	58.4
Avg. Dist. to Rail [m]	9.7	1.5	1.6	1.2	1.2	1.0	3.2	3.2
Avg. Stride Freq. [Hz]	2.1	2.4	2.3	2.2	2.2	2.3	2.3	2.3
Avg. Stride Length [m]	5.6	7.5	7.7	7.5	7.4	7.1	7.1	6.8



- [] Ranking at each section and finish
- .-.- No data available at this section
- NA No data available



Horse/Jockey Name	Pulpit
Final Rank	14
Fastest Section Time (Section)	0:08.77 (Overall)
Top Speed [km/h] (Section)	65.1 (1400m)
Race State	Finished



Eagle Farm QLD Professional
Race 3: NOVA 106.9 THE PHOENIX - 1500m

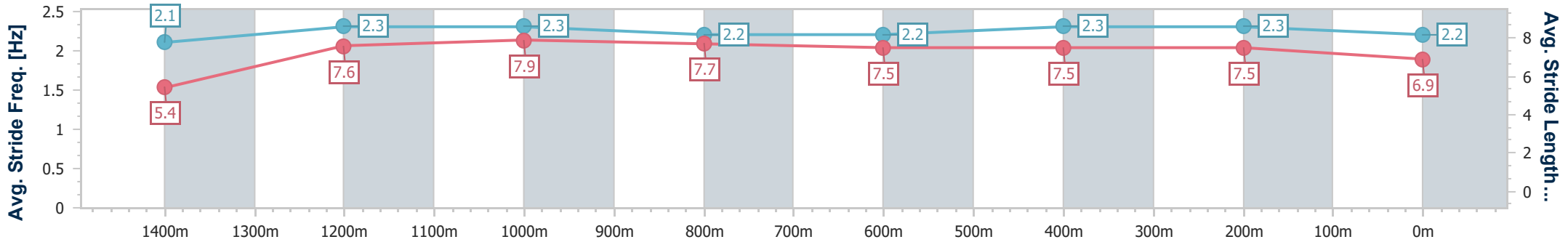
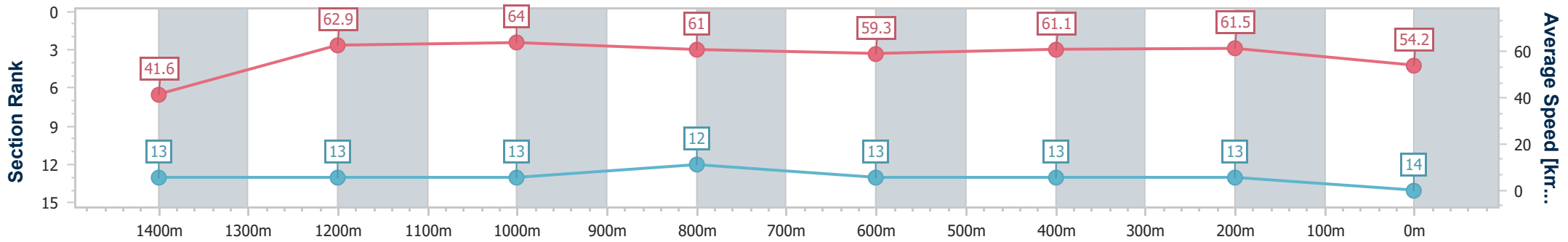


08 June 2024 - 12:54

Track Rating: Good 4, Weather: Fine, Rail Position: +2.5m Entire

BRISBANE RACING CLUB

Section	Overall	1400m	1200m	1000m	800m	600m	400m	200m
Section Times	1:32.56 [14] (0:08.77)	1:23.79 [13] (0:11.43)	1:12.36 [13] (0:11.30)	1:01.06 [13] (0:11.90)	0:49.16 [12] (0:12.25)	0:36.91 [13] (0:11.92)	0:24.99 [13] (0:11.71)	0:13.28 [13] (0:13.28)
Average Speed [km/h]	41.6	62.9	64.0	61.0	59.3	61.1	61.5	54.2
Top Speed [km/h]	64.3	65.1	65.1	62.7	61.0	62.4	63.6	59.6
Avg. Dist. to Rail [m]	14.8	2.0	1.6	1.5	1.9	2.7	1.5	0.4
Avg. Stride Freq. [Hz]	2.1	2.3	2.3	2.2	2.2	2.3	2.3	2.2
Avg. Stride Length [m]	5.4	7.6	7.9	7.7	7.5	7.5	7.5	6.9



- [] Ranking at each section and finish
- .-.- No data available at this section
- NA No data available



Eagle Farm QLD Professional

Race 4: LADBROKES LIGHTNING HANDICAP - 1000m

08 June 2024 - 13:29



BRISBANE
RACING CLUB

Track Rating: Good 4, Weather: Fine, Rail Position: +2.5m Entire

Section											Last 600m	
Field Times		Overall	800m	600m	400m	200m						0:33.74
		0:57.27 (0:13.07)	0:44.20 (0:10.46)	0:33.74 (0:10.79)	0:22.95 (0:10.85)	0:12.10 (0:12.10)						
Rank	TAB Horse/Jockey	Barrier	Top Speed [km/h]	Fastest Section						Margin	Distance Travelled [m]	
1	11 STEADY READY Angela Jones	7	71.3 800m	0:10.36 800m	0:57.27 [1] (0:13.26)	0:44.01 [2] (0:10.36)	0:33.65 [2] (0:10.73)	0:22.92 [2] (0:10.82)	0:12.10 [1] (0:12.10)	0:57.27	0:33.65	
2	7 GOLDEN BOOM Craig Williams	10	70.8 800m	0:10.50 800m	0:57.60 [2] (0:13.39)	0:44.21 [4] (0:10.50)	0:33.71 [5] (0:10.66)	0:23.05 [5] (0:10.81)	0:12.24 [2] (0:12.24)	1.97L	0:33.71 +3	
3	3 RUBIQUITOUS Damien Thornton	2	69.6 800m	0:10.46 800m	0:57.63 [3] (0:13.07)	0:44.56 [1] (0:10.46)	0:34.10 [1] (0:10.79)	0:23.31 [1] (0:11.08)	0:12.23 [3] (0:12.23)	2.1L	0:34.10 -3	
4	4 KING KAPA Tommy Berry	3	69.4 600m	0:10.49 800m	0:57.63 [4] (0:13.47)	0:44.16 [6] (0:10.49)	0:33.67 [6] (0:10.57)	0:23.10 [4] (0:10.89)	0:12.21 [4] (0:12.21)	2.14L	0:33.67 -2	
4	12 SHALAA'S MOMENT Nikita Beriman	9	71.5 800m	0:10.25 800m	0:57.63 [4] (0:13.86)	0:43.77 [10] (0:10.25)	0:33.52 [8] (0:10.57)	0:22.95 [7] (0:10.92)	0:12.03 [6] (0:12.03)	2.14L	0:33.52 -1	
6	1 SHOOTING FOR GOLD James McDonald	17	71.1 600m	0:10.31 800m	0:57.80 [6] (0:14.15)	0:43.65 [12] (0:10.31)	0:33.34 [11] (0:10.44)	0:22.90 [10] (0:10.83)	0:12.07 [9] (0:12.07)	3.12L	0:33.34 +1	
7	6 DEEPOUR Andrew Mallyon	15	70.3 800m	0:10.52 800m	0:57.81 [7] (0:13.99)	0:43.82 [11] (0:10.52)	0:33.30 [12] (0:10.60)	0:22.70 [12] (0:10.84)	0:11.86 [11] (0:11.86)	3.16L	0:33.30 +3	
8	2 PETRONIUS James Orman	12	70.1 800m	0:10.38 800m	0:57.81 [8] (0:13.84)	0:43.97 [9] (0:10.38)	0:33.59 [9] (0:10.68)	0:22.91 [10] (0:10.83)	0:12.08 [10] (0:12.08)	3.2L	0:33.59 -1	
9	10 XTRAVAGANT STAR Jamie Kah	5	71.0 600m	0:10.43 800m	0:57.89 [9] (0:13.44)	0:44.45 [5] (0:10.43)	0:34.02 [4] (0:10.72)	0:23.30 [6] (0:10.88)	0:12.42 [5] (0:12.42)	3.66L	0:34.02 +4	
10	9 LE MELODY Kyle Wilson-Taylor	8	69.9 800m	0:10.47 800m	0:58.13 [10] (0:13.75)	0:44.38 [8] (0:10.47)	0:33.91 [10] (0:10.51)	0:23.40 [8] (0:10.95)	0:12.45 [7] (0:12.45)	5.05L	0:33.91 -1	

Scratched: Vodka Martini (#14), Bring Me Kash (#16), Navas Two (#15), Economics (#17), Nettuno (#5)

Report Created: Sat 8 June 2024 13:46 GMT+10 (Note: Timing is based on position data)

Page 1/14

[] Ranking at each section and finish
 -:-:- No data available at this section
 NA No data available

SCN Saddle cloth number
 DNF Did not finish
 DNT Did not track

data processed by TRIPLES DATA



Eagle Farm QLD Professional

Race 4: LADBROKES LIGHTNING HANDICAP - 1000m

08 June 2024 - 13:29



BRISBANE
RACING CLUB

Track Rating: Good 4, Weather: Fine, Rail Position: +2.5m Entire

Section		Overall	800m	600m	400m	200m	Last 600m					
Field Times		0:57.27 (0:13.07)	0:44.20 (0:10.46)	0:33.74 (0:10.79)	0:22.95 (0:10.85)	0:12.10 (0:12.10)	0:33.74					
Rank	TAB Horse/Jockey	Barrier	Top Speed [km/h]	Fastest Section	Margin					Distance Travelled [m]		
11	8 HARDWARE LANE Blake Shinn	14	71.3 800m	0:10.36 800m	0:58.54 [11] (0:13.73)	0:44.81 [7] (0:10.36)	0:34.45 [7] (0:10.80)	0:23.65 [9] (0:11.23)	0:12.42 [12] (0:12.42)	7.48L	0:34.45	+3
12	13 FLAMING CONQUEST Samantha Collett	11	72.0 Overall	0:10.42 800m	0:59.14 [12] (0:13.28)	0:45.86 [3] (0:10.42)	0:35.44 [3] (0:10.71)	0:24.73 [3] (0:11.31)	0:13.42 [8] (0:13.42)	11.01L	0:35.44	-4

Scratched: Vodka Martini (#14), Bring Me Kash (#16), Navas Two (#15), Economics (#17), Nettuno (#5)

[] Ranking at each section and finish
 -:-:- No data available at this section
 NA No data available

SCN Saddle cloth number
 DNF Did not finish
 DNT Did not track



Horse/Jockey Name	Steady Ready
Final Rank	1
Fastest Section Time (Section)	0:10.36 (800m)
Top Speed [km/h] (Section)	71.3 (800m)
Race State	Finished



Eagle Farm QLD Professional

Race 4: LADBROKES LIGHTNING HANDICAP - 1000m

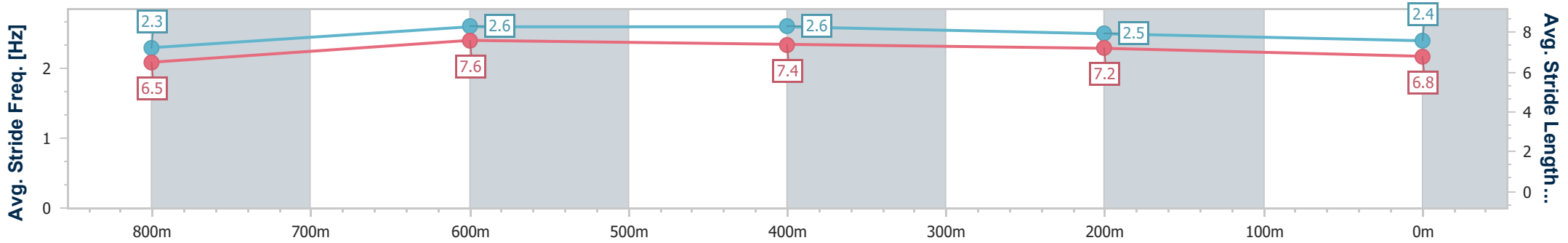
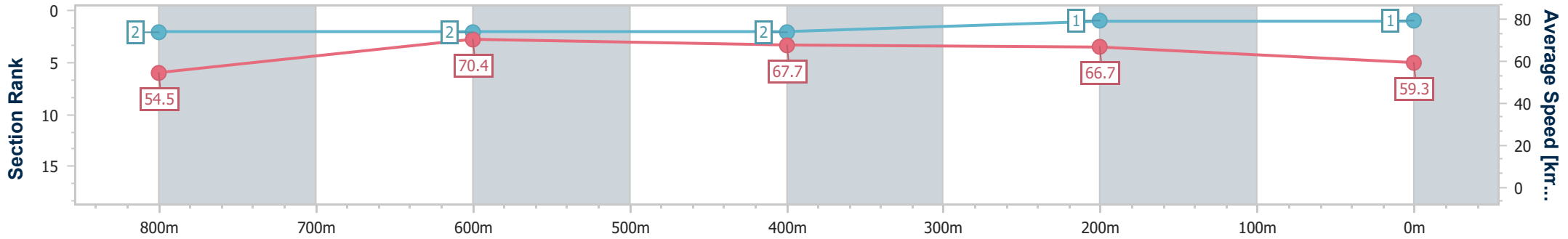
08 June 2024 - 13:29

Track Rating: Good 4, Weather: Fine, Rail Position: +2.5m Entire



BRISBANE RACING CLUB

Section	Overall	800m	600m	400m	200m
Section Times	0:57.27 [1] (0:13.26)	0:44.01 [2] (0:10.36)	0:33.65 [2] (0:10.73)	0:22.92 [2] (0:10.82)	0:12.10 [1] (0:12.10)
Average Speed [km/h]	54.5	70.4	67.7	66.7	59.3
Top Speed [km/h]	70.2	71.3	69.2	68.0	64.4
Avg. Dist. to Rail [m]	2.1	1.9	2.7	3.5	3.4
Avg. Stride Freq. [Hz]	2.3	2.6	2.6	2.5	2.4
Avg. Stride Length [m]	6.5	7.6	7.4	7.2	6.8



- [] Ranking at each section and finish
- .-.- No data available at this section
- NA No data available



Horse/Jockey Name	Golden Boom
Final Rank	2
Fastest Section Time (Section)	0:10.50 (800m)
Top Speed [km/h] (Section)	70.8 (800m)
Race State	Finished



Eagle Farm QLD Professional

Race 4: LADBROKES LIGHTNING HANDICAP - 1000m

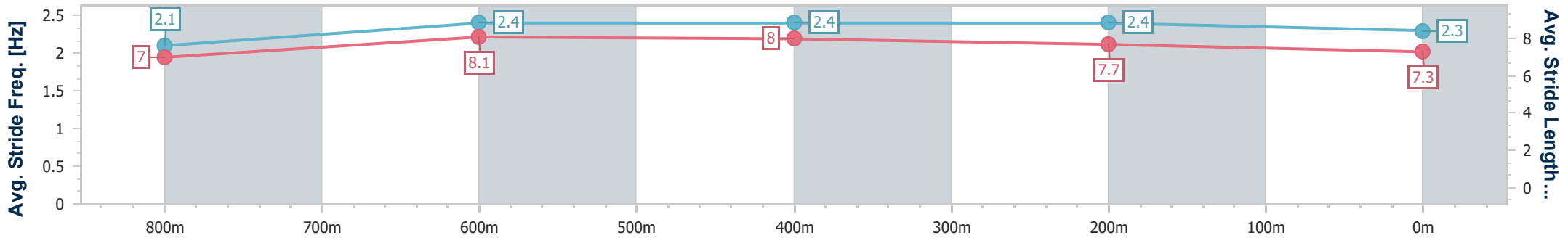
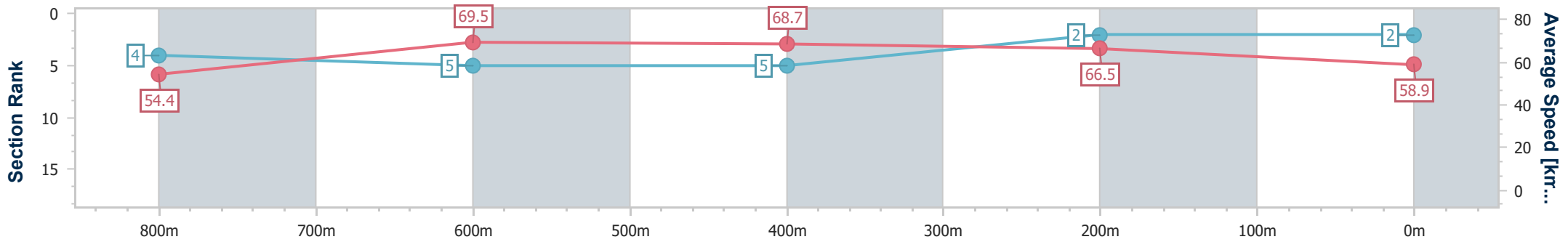
08 June 2024 - 13:29

Track Rating: Good 4, Weather: Fine, Rail Position: +2.5m Entire



BRISBANE RACING CLUB

Section	Overall	800m	600m	400m	200m
Section Times	0:57.60 [2] (0:13.39)	0:44.21 [4] (0:10.50)	0:33.71 [5] (0:10.66)	0:23.05 [5] (0:10.81)	0:12.24 [2] (0:12.24)
Average Speed [km/h]	54.4	69.5	68.7	66.5	58.9
Top Speed [km/h]	69.8	70.8	68.8	68.0	63.4
Avg. Dist. to Rail [m]	3.7	3.3	3.1	5.9	5.2
Avg. Stride Freq. [Hz]	2.1	2.4	2.4	2.4	2.3
Avg. Stride Length [m]	7.0	8.1	8.0	7.7	7.3



- [] Ranking at each section and finish
- .-.- No data available at this section
- NA No data available



Horse/Jockey Name	Rubiquitous
Final Rank	3
Fastest Section Time (Section)	0:10.46 (800m)
Top Speed [km/h] (Section)	69.6 (800m)
Race State	Finished



Eagle Farm QLD Professional

Race 4: LADBROKES LIGHTNING HANDICAP - 1000m

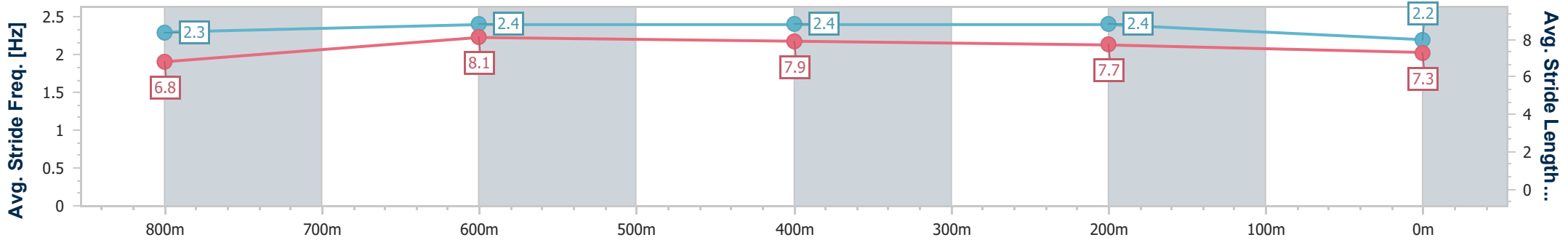
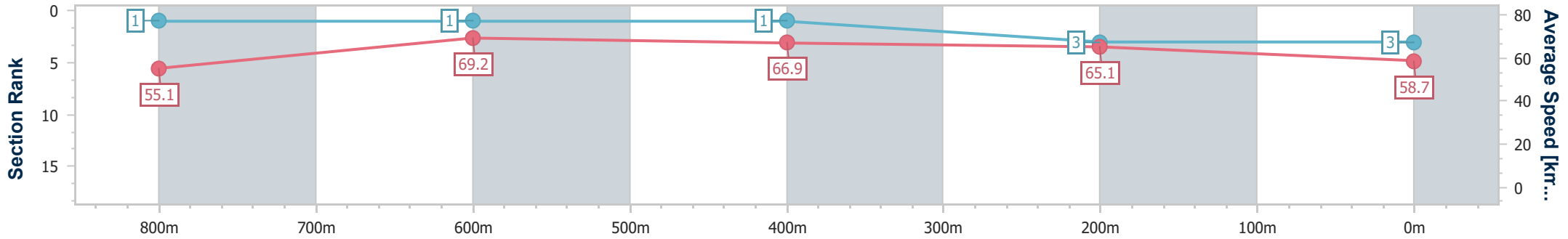
08 June 2024 - 13:29

Track Rating: Good 4, Weather: Fine, Rail Position: +2.5m Entire



BRISBANE RACING CLUB

Section	Overall	800m	600m	400m	200m
Section Times	0:57.63 [3] (0:13.07)	0:44.56 [1] (0:10.46)	0:34.10 [1] (0:10.79)	0:23.31 [1] (0:11.08)	0:12.23 [3] (0:12.23)
Average Speed [km/h]	55.1	69.2	66.9	65.1	58.7
Top Speed [km/h]	69.0	69.6	68.7	66.7	62.6
Avg. Dist. to Rail [m]	1.9	1.1	0.9	2.9	2.1
Avg. Stride Freq. [Hz]	2.3	2.4	2.4	2.4	2.2
Avg. Stride Length [m]	6.8	8.1	7.9	7.7	7.3



- [] Ranking at each section and finish
- .-.- No data available at this section
- NA No data available



Horse/Jockey Name	King Kapa
Final Rank	4
Fastest Section Time (Section)	0:10.49 (800m)
Top Speed [km/h] (Section)	69.4 (600m)
Race State	Finished



Eagle Farm QLD Professional

Race 4: LADBROKES LIGHTNING HANDICAP - 1000m

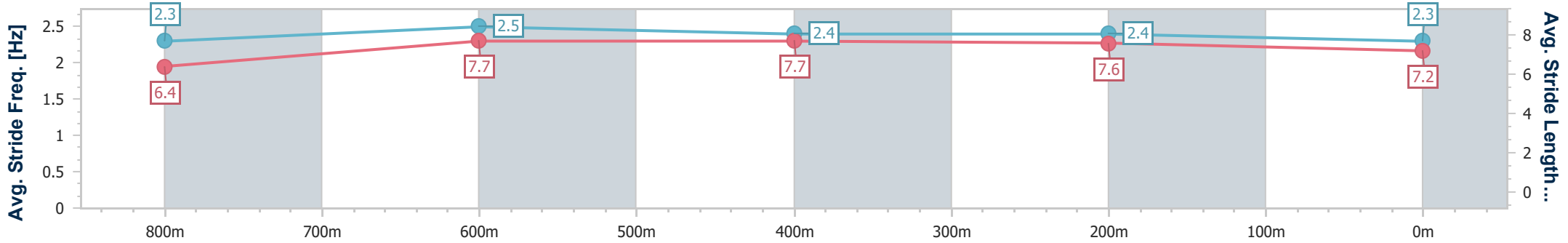
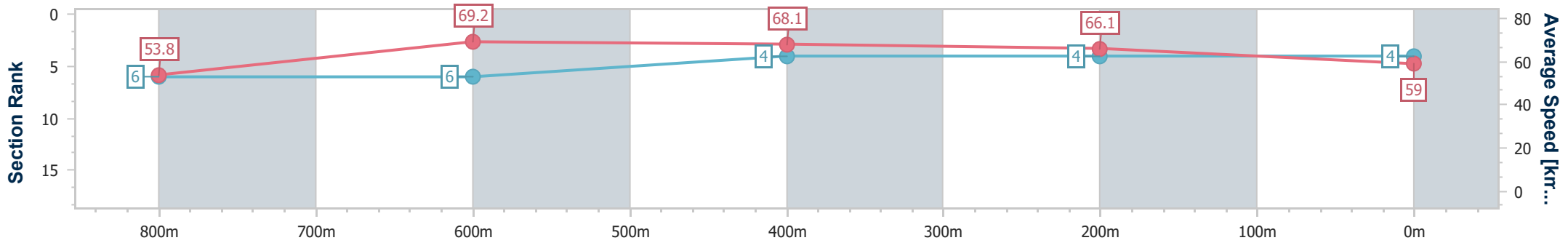
08 June 2024 - 13:29

Track Rating: Good 4, Weather: Fine, Rail Position: +2.5m Entire



BRISBANE RACING CLUB

Section	Overall	800m	600m	400m	200m
Section Times	0:57.63 [4] (0:13.47)	0:44.16 [6] (0:10.49)	0:33.67 [6] (0:10.57)	0:23.10 [4] (0:10.89)	0:12.21 [4] (0:12.21)
Average Speed [km/h]	53.8	69.2	68.1	66.1	59.0
Top Speed [km/h]	68.5	69.2	69.4	68.1	63.1
Avg. Dist. to Rail [m]	2.3	1.8	1.1	4.2	3.5
Avg. Stride Freq. [Hz]	2.3	2.5	2.4	2.4	2.3
Avg. Stride Length [m]	6.4	7.7	7.7	7.6	7.2



- [] Ranking at each section and finish
- .-.- No data available at this section
- NA No data available



Horse/Jockey Name	Shalaa's Moment
Final Rank	4
Fastest Section Time (Section)	0:10.25 (800m)
Top Speed [km/h] (Section)	71.5 (800m)
Race State	Finished



Eagle Farm QLD Professional

Race 4: LADBROKES LIGHTNING HANDICAP - 1000m

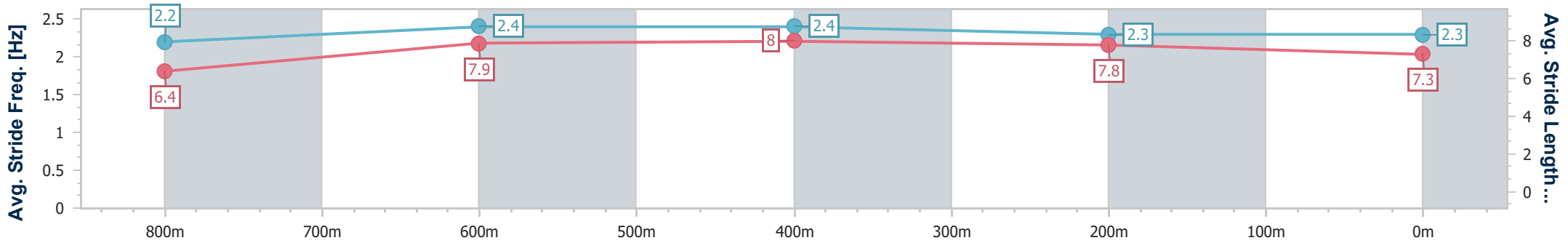
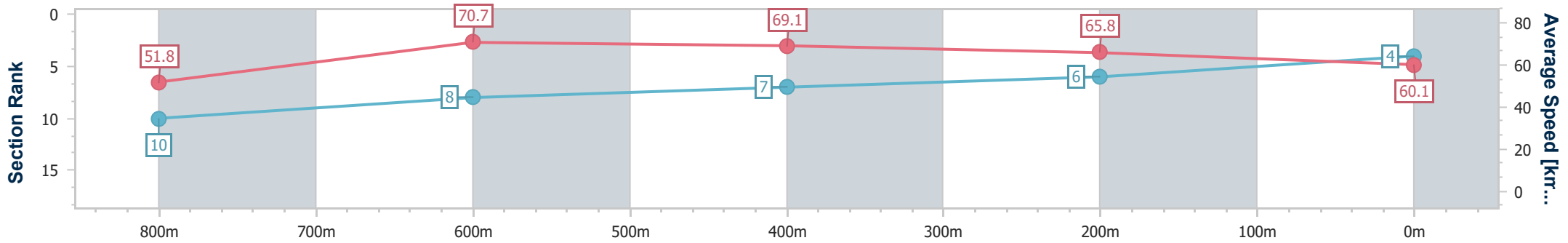
08 June 2024 - 13:29

Track Rating: Good 4, Weather: Fine, Rail Position: +2.5m Entire



BRISBANE RACING CLUB

Section	Overall	800m	600m	400m	200m
Section Times	0:57.63 [4] (0:13.86)	0:43.77 [10] (0:10.25)	0:33.52 [8] (0:10.57)	0:22.95 [7] (0:10.92)	0:12.03 [6] (0:12.03)
Average Speed [km/h]	51.8	70.7	69.1	65.8	60.1
Top Speed [km/h]	69.7	71.5	70.5	68.3	62.6
Avg. Dist. to Rail [m]	1.2	1.2	2.6	5.1	5.9
Avg. Stride Freq. [Hz]	2.2	2.4	2.4	2.3	2.3
Avg. Stride Length [m]	6.4	7.9	8.0	7.8	7.3



- [] Ranking at each section and finish
- .-.- No data available at this section
- NA No data available



Horse/Jockey Name	Shooting For Gold
Final Rank	6
Fastest Section Time (Section)	0:10.31 (800m)
Top Speed [km/h] (Section)	71.1 (600m)
Race State	Finished



Eagle Farm QLD Professional

Race 4: LADBROKES LIGHTNING HANDICAP - 1000m

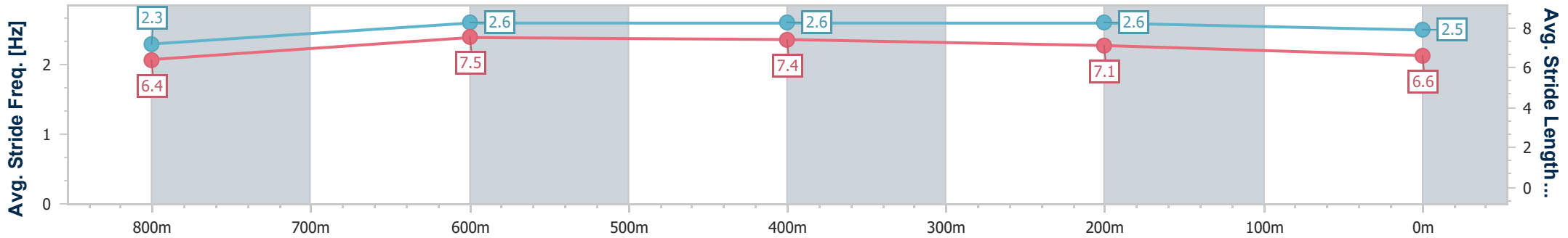
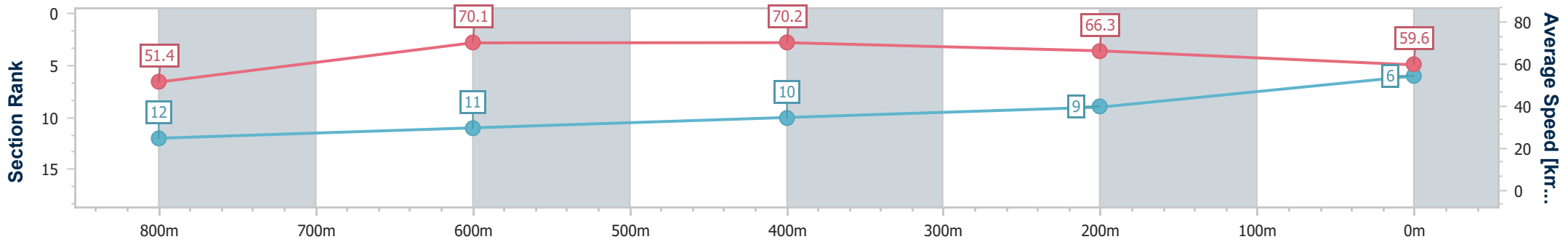
08 June 2024 - 13:29

Track Rating: Good 4, Weather: Fine, Rail Position: +2.5m Entire



BRISBANE RACING CLUB

Section	Overall	800m	600m	400m	200m
Section Times	0:57.80 [6] (0:14.15)	0:43.65 [12] (0:10.31)	0:33.34 [11] (0:10.44)	0:22.90 [10] (0:10.83)	0:12.07 [9] (0:12.07)
Average Speed [km/h]	51.4	70.1	70.2	66.3	59.6
Top Speed [km/h]	69.1	71.0	71.1	68.7	62.7
Avg. Dist. to Rail [m]	5.4	1.5	3.1	7.7	7.2
Avg. Stride Freq. [Hz]	2.3	2.6	2.6	2.6	2.5
Avg. Stride Length [m]	6.4	7.5	7.4	7.1	6.6



- [] Ranking at each section and finish
- .-.- No data available at this section
- NA No data available



Horse/Jockey Name	Deepour
Final Rank	7
Fastest Section Time (Section)	0:10.52 (800m)
Top Speed [km/h] (Section)	70.3 (800m)
Race State	Finished



Eagle Farm QLD Professional

Race 4: LADBROKES LIGHTNING HANDICAP - 1000m

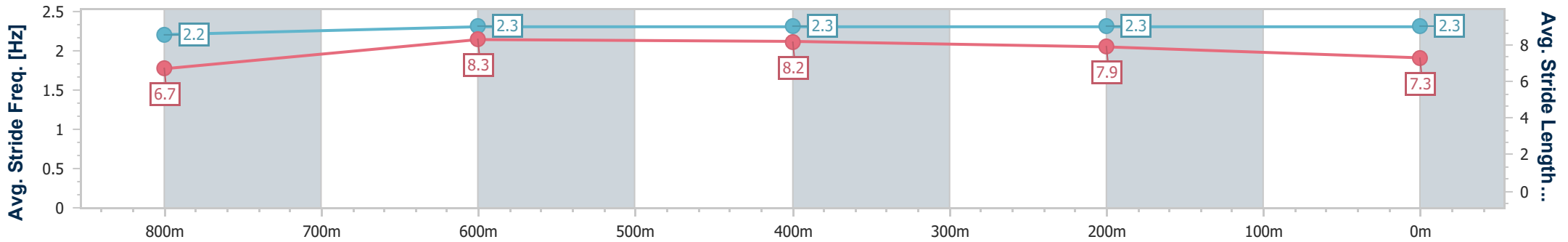
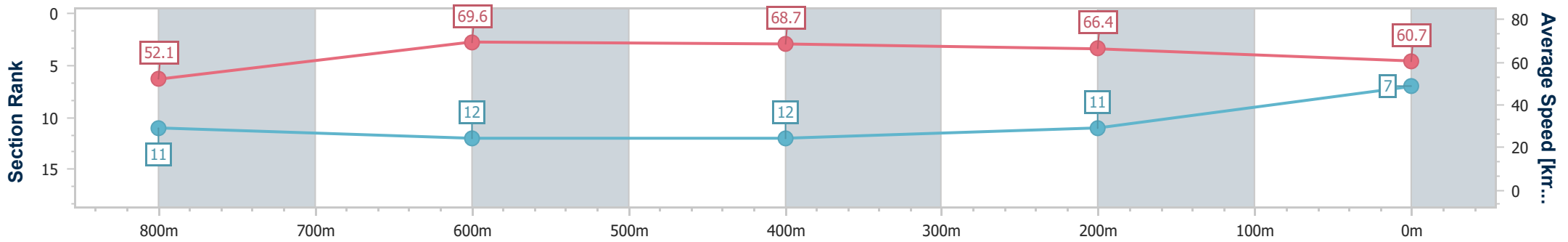
08 June 2024 - 13:29

Track Rating: Good 4, Weather: Fine, Rail Position: +2.5m Entire



BRISBANE RACING CLUB

Section	Overall	800m	600m	400m	200m
Section Times	0:57.81 [7] (0:13.99)	0:43.82 [11] (0:10.52)	0:33.30 [12] (0:10.60)	0:22.70 [12] (0:10.84)	0:11.86 [11] (0:11.86)
Average Speed [km/h]	52.1	69.6	68.7	66.4	60.7
Top Speed [km/h]	67.7	70.3	69.8	68.5	64.8
Avg. Dist. to Rail [m]	6.4	3.7	2.8	7.1	8.2
Avg. Stride Freq. [Hz]	2.2	2.3	2.3	2.3	2.3
Avg. Stride Length [m]	6.7	8.3	8.2	7.9	7.3



- [] Ranking at each section and finish
- .-.- No data available at this section
- NA No data available



Horse/Jockey Name	Petronius
Final Rank	8
Fastest Section Time (Section)	0:10.38 (800m)
Top Speed [km/h] (Section)	70.1 (800m)
Race State	Finished



Eagle Farm QLD Professional

Race 4: LADBROKES LIGHTNING HANDICAP - 1000m

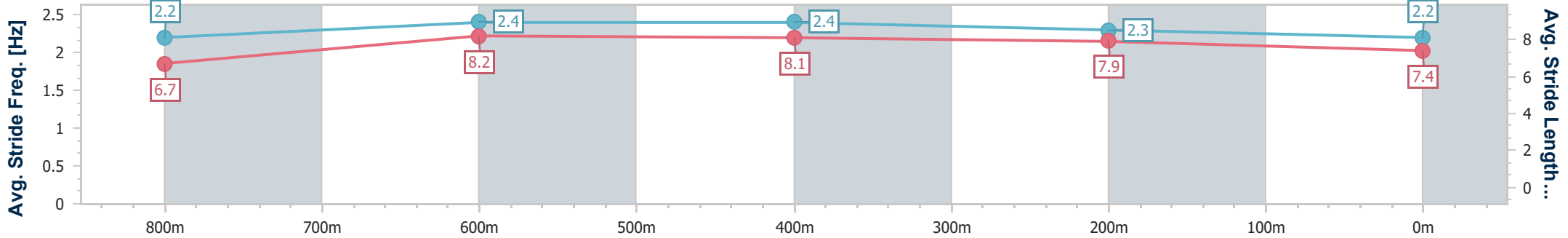
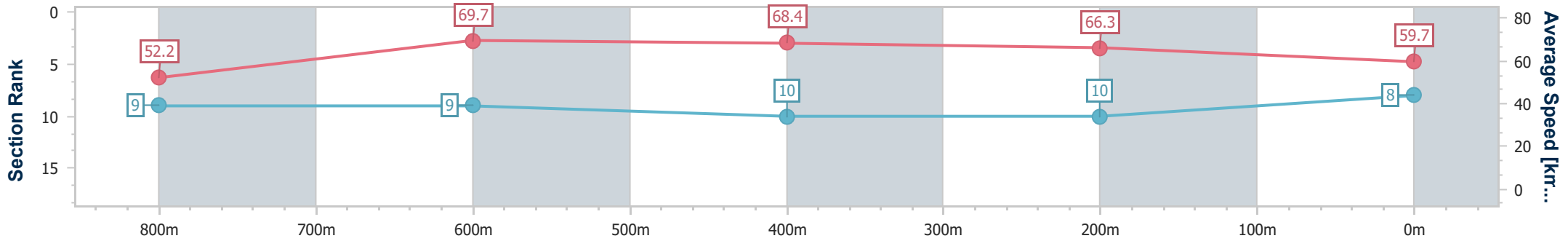
08 June 2024 - 13:29

Track Rating: Good 4, Weather: Fine, Rail Position: +2.5m Entire



BRISBANE RACING CLUB

Section	Overall	800m	600m	400m	200m
Section Times	0:57.81 [8] (0:13.84)	0:43.97 [9] (0:10.38)	0:33.59 [9] (0:10.68)	0:22.91 [10] (0:10.83)	0:12.08 [10] (0:12.08)
Average Speed [km/h]	52.2	69.7	68.4	66.3	59.7
Top Speed [km/h]	68.3	70.1	69.2	68.4	63.5
Avg. Dist. to Rail [m]	3.7	1.0	2.3	7.7	7.8
Avg. Stride Freq. [Hz]	2.2	2.4	2.4	2.3	2.2
Avg. Stride Length [m]	6.7	8.2	8.1	7.9	7.4



- [] Ranking at each section and finish
- .-.- No data available at this section
- NA No data available



Horse/Jockey Name	Xtravagant Star
Final Rank	9
Fastest Section Time (Section)	0:10.43 (800m)
Top Speed [km/h] (Section)	71.0 (600m)
Race State	Finished



Eagle Farm QLD Professional

Race 4: LADBROKES LIGHTNING HANDICAP - 1000m

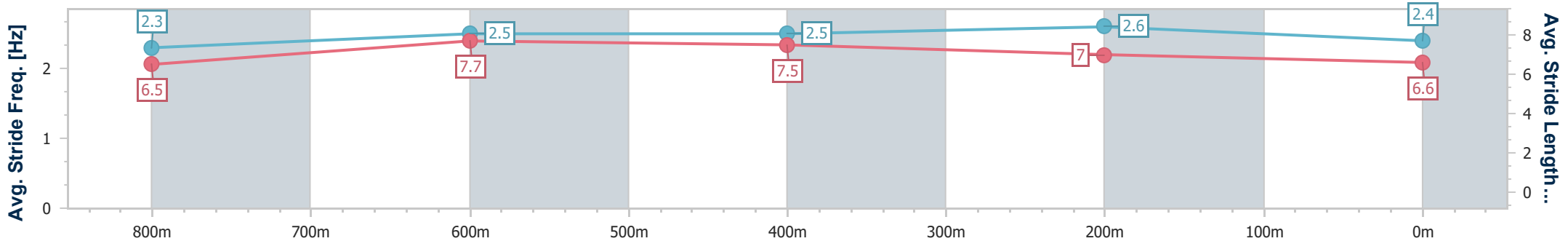
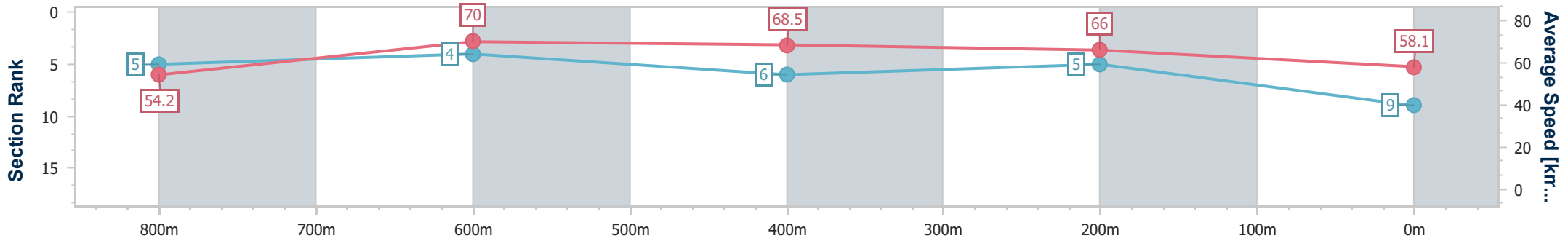
08 June 2024 - 13:29

Track Rating: Good 4, Weather: Fine, Rail Position: +2.5m Entire



BRISBANE RACING CLUB

Section	Overall	800m	600m	400m	200m
Section Times	0:57.89 [9] (0:13.44)	0:44.45 [5] (0:10.43)	0:34.02 [4] (0:10.72)	0:23.30 [6] (0:10.88)	0:12.42 [5] (0:12.42)
Average Speed [km/h]	54.2	70.0	68.5	66.0	58.1
Top Speed [km/h]	69.5	70.8	71.0	69.0	62.7
Avg. Dist. to Rail [m]	2.9	3.0	4.1	6.4	4.3
Avg. Stride Freq. [Hz]	2.3	2.5	2.5	2.6	2.4
Avg. Stride Length [m]	6.5	7.7	7.5	7.0	6.6



- [] Ranking at each section and finish
- .-.- No data available at this section
- NA No data available



Horse/Jockey Name	Le Melody
Final Rank	10
Fastest Section Time (Section)	0:10.47 (800m)
Top Speed [km/h] (Section)	69.9 (800m)
Race State	Finished



Eagle Farm QLD Professional

Race 4: LADBROKES LIGHTNING HANDICAP - 1000m

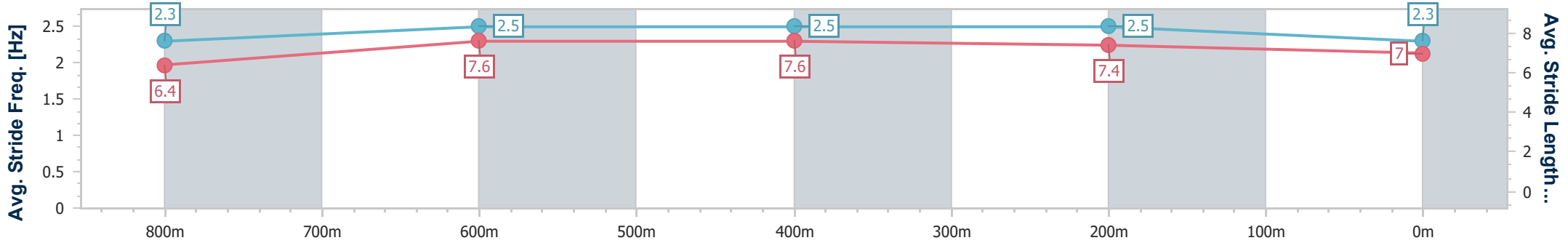
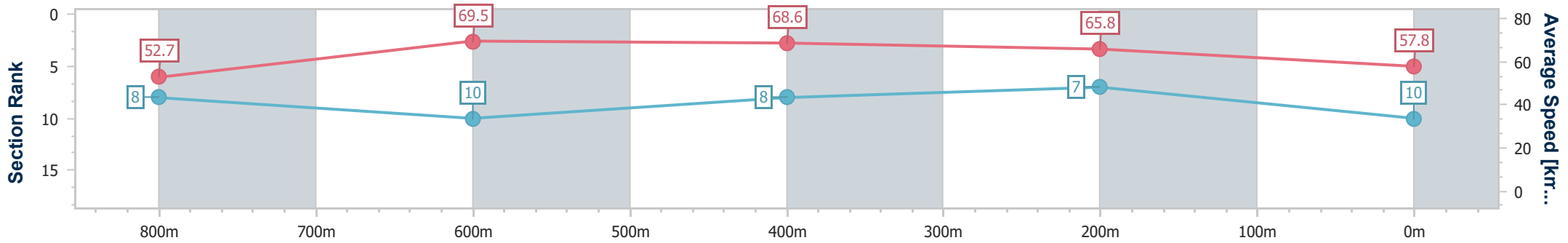
08 June 2024 - 13:29

Track Rating: Good 4, Weather: Fine, Rail Position: +2.5m Entire



BRISBANE RACING CLUB

Section	Overall	800m	600m	400m	200m
Section Times	0:58.13 [10] (0:13.75)	0:44.38 [8] (0:10.47)	0:33.91 [10] (0:10.51)	0:23.40 [8] (0:10.95)	0:12.45 [7] (0:12.45)
Average Speed [km/h]	52.7	69.5	68.6	65.8	57.8
Top Speed [km/h]	69.9	69.9	69.4	67.3	62.0
Avg. Dist. to Rail [m]	1.8	2.2	0.9	2.5	4.1
Avg. Stride Freq. [Hz]	2.3	2.5	2.5	2.5	2.3
Avg. Stride Length [m]	6.4	7.6	7.6	7.4	7.0



- [] Ranking at each section and finish
- .-.- No data available at this section
- NA No data available



Horse/Jockey Name	Hardware Lane
Final Rank	11
Fastest Section Time (Section)	0:10.36 (800m)
Top Speed [km/h] (Section)	71.3 (800m)
Race State	Finished



Eagle Farm QLD Professional

Race 4: LADBROKES LIGHTNING HANDICAP - 1000m

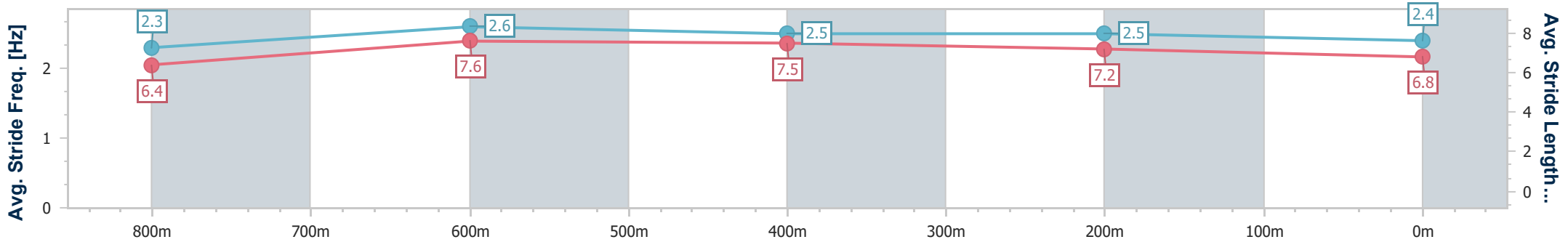
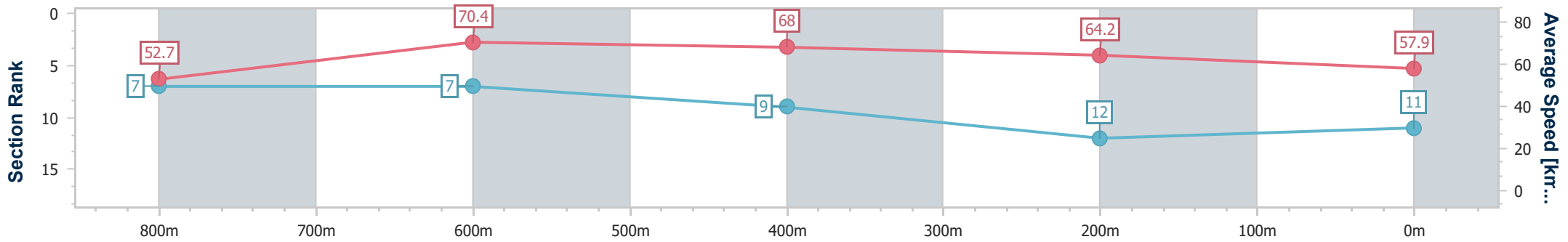
08 June 2024 - 13:29

Track Rating: Good 4, Weather: Fine, Rail Position: +2.5m Entire



BRISBANE RACING CLUB

Section	Overall	800m	600m	400m	200m
Section Times	0:58.54 [11] (0:13.73)	0:44.81 [7] (0:10.36)	0:34.45 [7] (0:10.80)	0:23.65 [9] (0:11.23)	0:12.42 [12] (0:12.42)
Average Speed [km/h]	52.7	70.4	68.0	64.2	57.9
Top Speed [km/h]	69.6	71.3	68.4	67.0	61.7
Avg. Dist. to Rail [m]	4.2	2.7	4.0	8.9	7.9
Avg. Stride Freq. [Hz]	2.3	2.6	2.5	2.5	2.4
Avg. Stride Length [m]	6.4	7.6	7.5	7.2	6.8



- [] Ranking at each section and finish
- .-.- No data available at this section
- NA No data available



Horse/Jockey Name	Flaming Conquest
Final Rank	12
Fastest Section Time (Section)	0:10.42 (800m)
Top Speed [km/h] (Section)	72.0 (Overall)
Race State	Finished



Eagle Farm QLD Professional

Race 4: LADBROKES LIGHTNING HANDICAP - 1000m

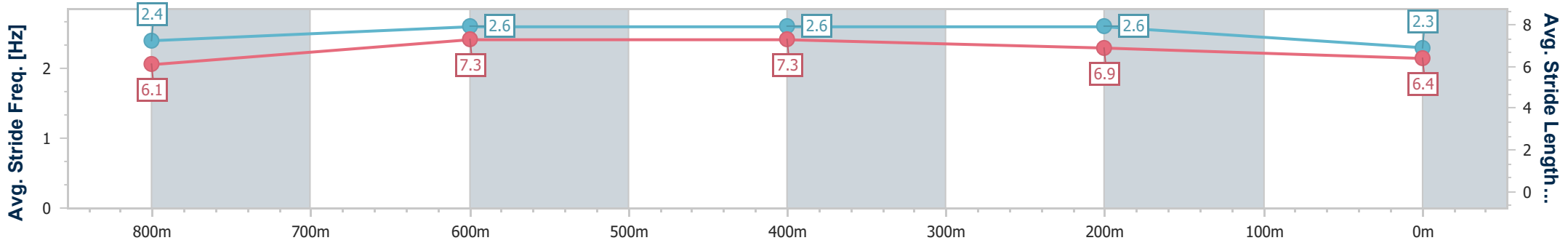
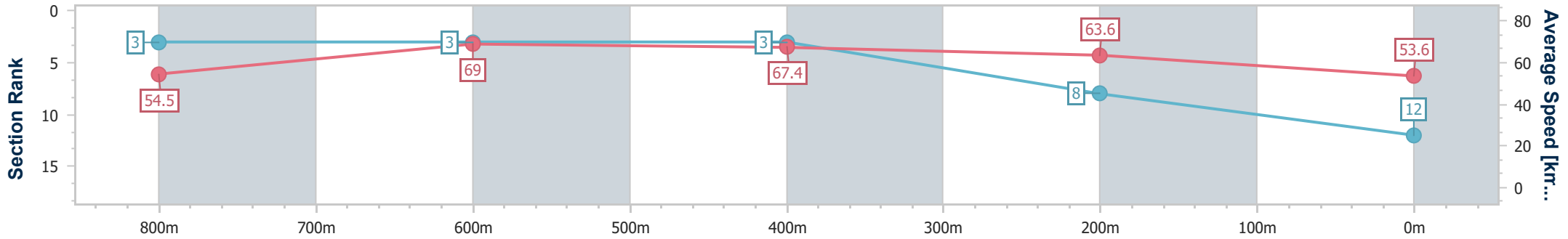
08 June 2024 - 13:29

Track Rating: Good 4, Weather: Fine, Rail Position: +2.5m Entire



BRISBANE RACING CLUB

Section	Overall	800m	600m	400m	200m
Section Times	0:59.14 [12] (0:13.28)	0:45.86 [3] (0:10.42)	0:35.44 [3] (0:10.71)	0:24.73 [3] (0:11.31)	0:13.42 [8] (0:13.42)
Average Speed [km/h]	54.5	69.0	67.4	63.6	53.6
Top Speed [km/h]	72.0	71.0	68.3	66.2	58.7
Avg. Dist. to Rail [m]	1.5	0.5	1.7	6.1	4.2
Avg. Stride Freq. [Hz]	2.4	2.6	2.6	2.6	2.3
Avg. Stride Length [m]	6.1	7.3	7.3	6.9	6.4



- [] Ranking at each section and finish
- .-.- No data available at this section
- NA No data available



Eagle Farm QLD Professional

Race 5: NUTURF SPEAR CHIEF HANDICAP - 1500m

08 June 2024 - 14:04



BRISBANE
RACING CLUB

Track Rating: Good 4, Weather: Fine, Rail Position: +2.5m Entire

Section		Overall	1400m	1200m	1000m	800m	600m	400m	Last 600m				
Field Times		1:29.36 (0:07.99)	1:21.37 (0:10.60)	1:10.77 (0:10.89)	0:59.88 (0:11.32)	0:48.56 (0:11.73)	0:36.83 (0:11.87)	0:24.96 (0:11.79)	0:36.83				
Rank	TAB Horse/Jockey	Barrier	Top Speed [km/h]	Fastest Section	Distance Travelled [m]								
1	3 YELLOW BRICK James McDonald	3	68.1 1400m	0:08.15 Overall	1:29.36 [1] (0:08.15)	1:21.21 [3] (0:10.83)	1:10.38 [6] (0:10.94)	0:59.44 [6] (0:11.42)	0:48.02 [6] (0:11.53)	0:36.49 [6] (0:11.53)	0:24.96 [1] (0:11.79)	0:36.49	
2	8 WATEGOS James Orman	2	69.8 1400m	0:08.16 Overall	1:29.48 [2] (0:08.16)	1:21.32 [4] (0:10.69)	1:10.63 [4] (0:10.83)	0:59.80 [5] (0:11.45)	0:48.35 [5] (0:11.71)	0:36.64 [5] (0:11.98)	0:24.66 [7] (0:11.77)	0:36.64	-10
3	4 COASTWATCH Nash Rawiller	5	68.4 1400m	0:08.38 Overall	1:29.54 [3] (0:08.38)	1:21.16 [7] (0:10.95)	1:10.21 [9] (0:10.86)	0:59.35 [8] (0:11.45)	0:47.90 [8] (0:11.44)	0:36.46 [8] (0:11.84)	0:24.62 [8] (0:11.87)	0:36.46	-6
4	13 MISSISSIPPI PRINCE Samantha Collett	11	70.4 1400m	0:08.25 Overall	1:29.87 [4] (0:08.25)	1:21.62 [5] (0:10.43)	1:11.19 [2] (0:10.81)	1:00.38 [2] (0:11.37)	0:49.01 [2] (0:11.67)	0:37.34 [1] (0:11.99)	0:25.35 [2] (0:12.21)	0:37.34	-3
5	5 IRISH SONGS Andrew Mallyon	12	68.3 1400m	0:08.38 Overall	1:29.93 [5] (0:08.38)	1:21.55 [8] (0:10.95)	1:10.60 [8] (0:10.94)	0:59.66 [9] (0:11.53)	0:48.13 [9] (0:11.52)	0:36.61 [9] (0:11.78)	0:24.83 [9] (0:11.77)	0:36.61	-2
6	6 KALINO Tommy Berry	4	69.0 1400m	0:08.46 Overall	1:29.99 [6] (0:08.46)	1:21.53 [9] (0:10.71)	1:10.82 [7] (0:10.79)	1:00.03 [7] (0:11.45)	0:48.58 [7] (0:11.47)	0:37.11 [7] (0:11.90)	0:25.21 [6] (0:12.12)	0:37.11	-6
7	9 DEVASTATE Kyle Wilson-Taylor	13	68.5 1400m	0:08.14 Overall	1:31.13 [7] (0:08.14)	1:22.99 [2] (0:10.75)	1:12.24 [5] (0:10.67)	1:01.57 [3] (0:11.33)	0:50.24 [3] (0:11.65)	0:38.59 [2] (0:11.98)	0:26.61 [3] (0:12.49)	0:38.59	-1
8	2 NAMAZU Ron Stewart	6	69.3 1400m	0:07.99 Overall	1:31.14 [8] (0:07.99)	1:23.15 [1] (0:10.73)	1:12.42 [3] (0:10.95)	1:01.47 [4] (0:11.40)	0:50.07 [4] (0:11.71)	0:38.36 [4] (0:11.95)	0:26.41 [4] (0:12.29)	0:38.36	+0
9	1 SURF DANCER Adam Hyeronimus	8	72.0 1400m	0:08.26 Overall	1:35.12 [9] (0:08.26)	1:26.86 [6] (0:10.33)	1:16.53 [1] (0:10.89)	1:05.64 [1] (0:11.32)	0:54.32 [1] (0:11.82)	0:42.50 [3] (0:12.15)	0:30.35 [5] (0:13.09)	0:42.50	-3

Did Not Finish: Times Square (#11)

Scratched: Ruby Flyer (#10), Zoe's Promise (#12), Gravina (#7)



Eagle Farm QLD Professional

Race 5: NUTURF SPEAR CHIEF HANDICAP - 1500m

08 June 2024 - 14:04



BRISBANE
RACING CLUB

Track Rating: Good 4, Weather: Fine, Rail Position: +2.5m Entire

Section							200m			Last 600m
Field Times							0:13.17			0:36.83
Rank	TAB	Horse/Jockey	Barrier	Top Speed [km/h]	Fastest Section	Margin				Distance Travelled [m]
1	3	YELLOW BRICK James McDonald	3	68.1 1400m	0:08.15 Overall	0:13.17 [1] (0:13.17)	1:29.36		0:36.49	
2	8	WATEGOS James Orman	2	69.8 1400m	0:08.16 Overall	0:12.89 [2] (0:12.89)	0.67L		0:36.64	-10
3	4	COASTWATCH Nash Rawiller	5	68.4 1400m	0:08.38 Overall	0:12.75 [4] (0:12.75)	1.05L		0:36.46	-6
4	13	MISSISSIPPI PRINCE Samantha Collett	11	70.4 1400m	0:08.25 Overall	0:13.14 [3] (0:13.14)	2.99L		0:37.34	-3
5	5	IRISH SONGS Andrew Mallyon	12	68.3 1400m	0:08.38 Overall	0:13.06 [5] (0:13.06)	3.34L		0:36.61	-2
6	6	KALINO Tommy Berry	4	69.0 1400m	0:08.46 Overall	0:13.09 [6] (0:13.09)	3.72L		0:37.11	-6
7	9	DEVASTATE Kyle Wilson-Taylor	13	68.5 1400m	0:08.14 Overall	0:14.12 [7] (0:14.12)	10.41L		0:38.59	-1
8	2	NAMAZU Ron Stewart	6	69.3 1400m	0:07.99 Overall	0:14.12 [8] (0:14.12)	10.47L		0:38.36	+0
9	1	SURF DANCER Adam Hyeronimus	8	72.0 1400m	0:08.26 Overall	0:17.26 [9] (0:17.26)	33.86L		0:42.50	-3

Did Not Finish: Times Square (#11)

Scratched: Ruby Flyer (#10), Zoe's Promise (#12), Gravina (#7)



Horse/Jockey Name	Yellow Brick
Final Rank	1
Fastest Section Time (Section)	0:08.15 (Overall)
Top Speed [km/h] (Section)	68.1 (1400m)
Race State	Finished



Eagle Farm QLD Professional

Race 5: NUTURF SPEAR CHIEF HANDICAP - 1500m

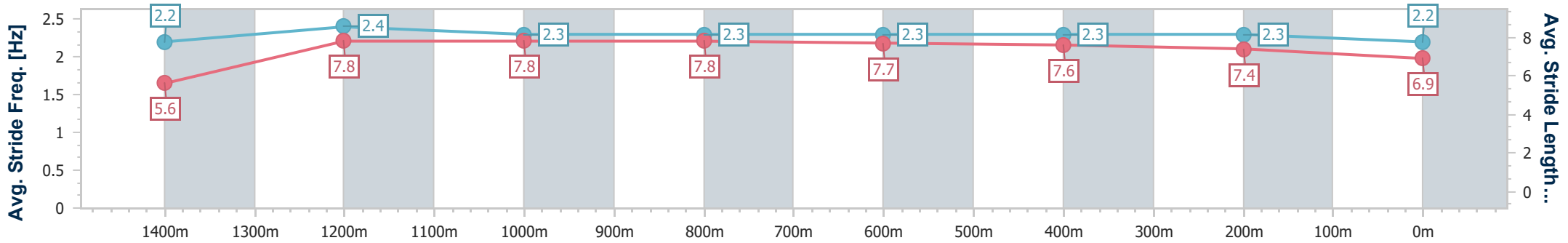
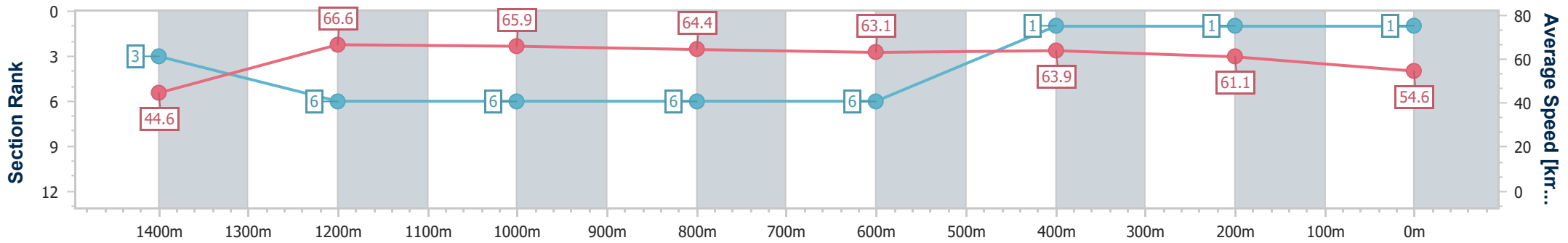
08 June 2024 - 14:04

Track Rating: Good 4, Weather: Fine, Rail Position: +2.5m Entire



BRISBANE RACING CLUB

Section	Overall	1400m	1200m	1000m	800m	600m	400m	200m
Section Times	1:29.36 [1] (0:08.15)	1:21.21 [3] (0:10.83)	1:10.38 [6] (0:10.94)	0:59.44 [6] (0:11.42)	0:48.02 [6] (0:11.53)	0:36.49 [6] (0:11.53)	0:24.96 [1] (0:11.79)	0:13.17 [1] (0:13.17)
Average Speed [km/h]	44.6	66.6	65.9	64.4	63.1	63.9	61.1	54.6
Top Speed [km/h]	62.8	68.1	67.4	65.1	65.0	64.4	64.1	57.8
Avg. Dist. to Rail [m]	11.2	3.6	4.1	3.4	3.1	4.2	6.0	3.7
Avg. Stride Freq. [Hz]	2.2	2.4	2.3	2.3	2.3	2.3	2.3	2.2
Avg. Stride Length [m]	5.6	7.8	7.8	7.8	7.7	7.6	7.4	6.9



- [] Ranking at each section and finish
- .-.- No data available at this section
- NA No data available



Horse/Jockey Name	Wategos
Final Rank	2
Fastest Section Time (Section)	0:08.16 (Overall)
Top Speed [km/h] (Section)	69.8 (1400m)
Race State	Finished



Eagle Farm QLD Professional

Race 5: NUTURF SPEAR CHIEF HANDICAP - 1500m

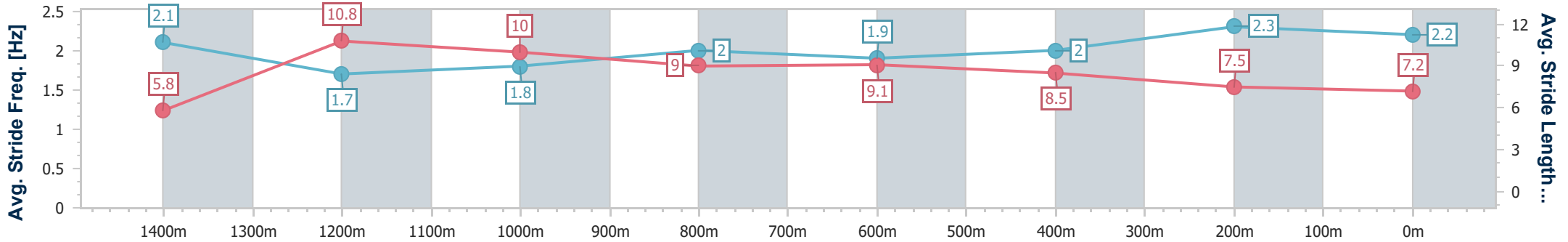
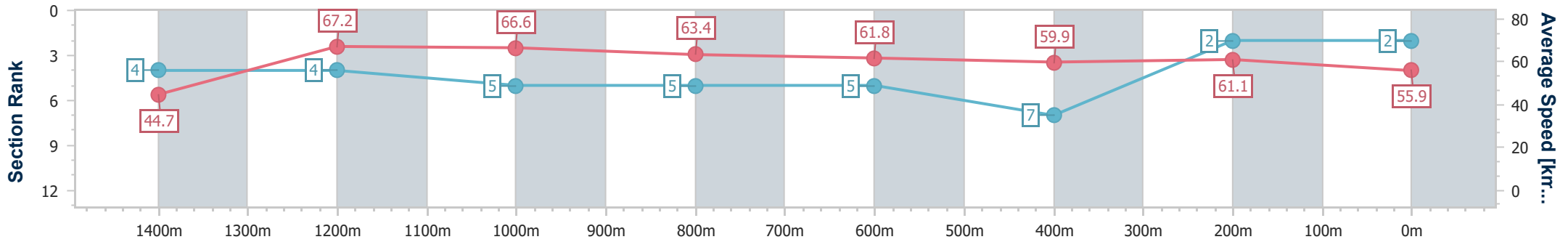
08 June 2024 - 14:04

Track Rating: Good 4, Weather: Fine, Rail Position: +2.5m Entire



BRISBANE RACING CLUB

Section	Overall	1400m	1200m	1000m	800m	600m	400m	200m
Section Times	1:29.48 [2] (0:08.16)	1:21.32 [4] (0:10.69)	1:10.63 [4] (0:10.83)	0:59.80 [5] (0:11.45)	0:48.35 [5] (0:11.71)	0:36.64 [5] (0:11.98)	0:24.66 [7] (0:11.77)	0:12.89 [2] (0:12.89)
Average Speed [km/h]	44.7	67.2	66.6	63.4	61.8	59.9	61.1	55.9
Top Speed [km/h]	63.5	69.8	68.7	64.5	64.0	61.5	62.0	58.8
Avg. Dist. to Rail [m]	9.6	1.4	0.9	1.4	1.1	0.4	1.4	3.1
Avg. Stride Freq. [Hz]	2.1	1.7	1.8	2.0	1.9	2.0	2.3	2.2
Avg. Stride Length [m]	5.8	10.8	10.0	9.0	9.1	8.5	7.5	7.2



- [] Ranking at each section and finish
- .-.- No data available at this section
- NA No data available



Horse/Jockey Name	Coastwatch
Final Rank	3
Fastest Section Time (Section)	0:08.38 (Overall)
Top Speed [km/h] (Section)	68.4 (1400m)
Race State	Finished



Eagle Farm QLD Professional

Race 5: NUTURF SPEAR CHIEF HANDICAP - 1500m

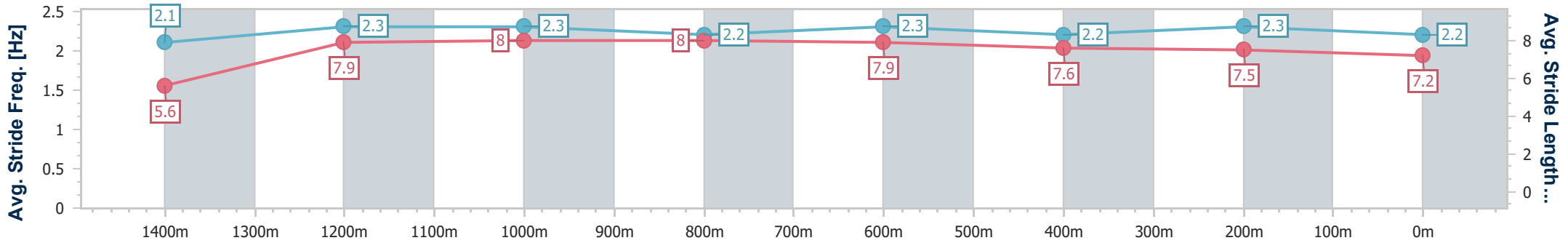
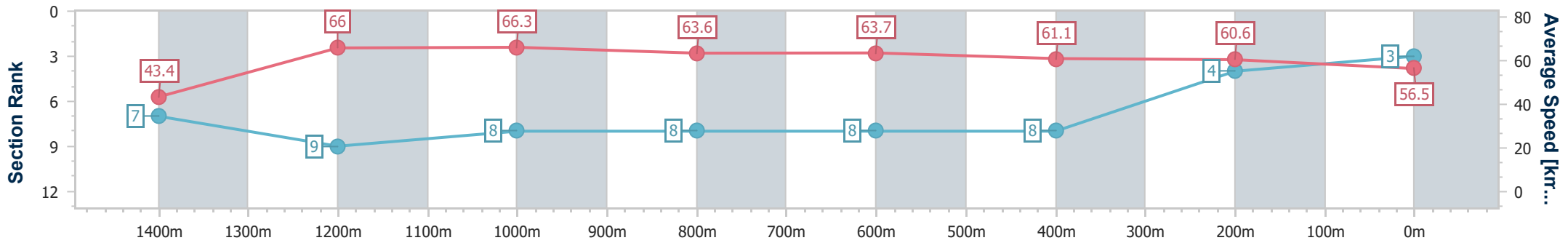
08 June 2024 - 14:04

Track Rating: Good 4, Weather: Fine, Rail Position: +2.5m Entire



BRISBANE RACING CLUB

Section	Overall	1400m	1200m	1000m	800m	600m	400m	200m
Section Times	1:29.54 [3] (0:08.38)	1:21.16 [7] (0:10.95)	1:10.21 [9] (0:10.86)	0:59.35 [8] (0:11.45)	0:47.90 [8] (0:11.44)	0:36.46 [8] (0:11.84)	0:24.62 [8] (0:11.87)	0:12.75 [4] (0:12.75)
Average Speed [km/h]	43.4	66.0	66.3	63.6	63.7	61.1	60.6	56.5
Top Speed [km/h]	60.9	68.4	68.1	65.1	64.7	62.7	61.6	59.9
Avg. Dist. to Rail [m]	12.7	3.3	3.0	2.3	2.2	0.9	1.9	1.3
Avg. Stride Freq. [Hz]	2.1	2.3	2.3	2.2	2.3	2.2	2.3	2.2
Avg. Stride Length [m]	5.6	7.9	8.0	8.0	7.9	7.6	7.5	7.2



- [] Ranking at each section and finish
- .-.- No data available at this section
- NA No data available



Horse/Jockey Name	Mississippi Prince
Final Rank	4
Fastest Section Time (Section)	0:08.25 (Overall)
Top Speed [km/h] (Section)	70.4 (1400m)
Race State	Finished



Eagle Farm QLD Professional

Race 5: NUTURF SPEAR CHIEF HANDICAP - 1500m

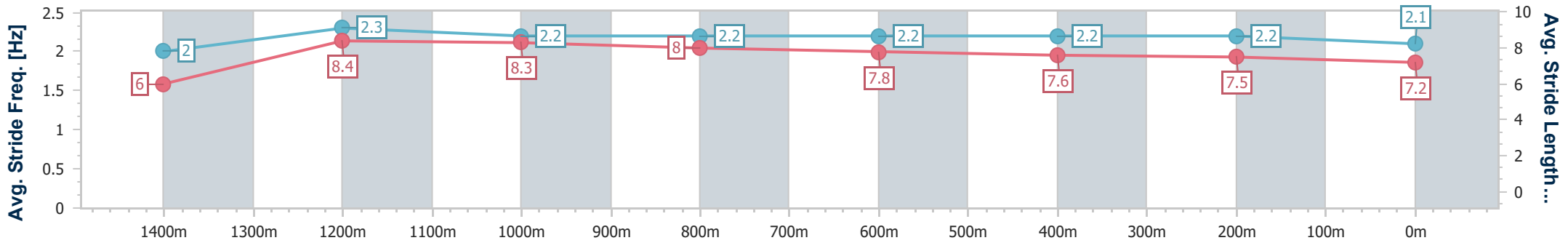
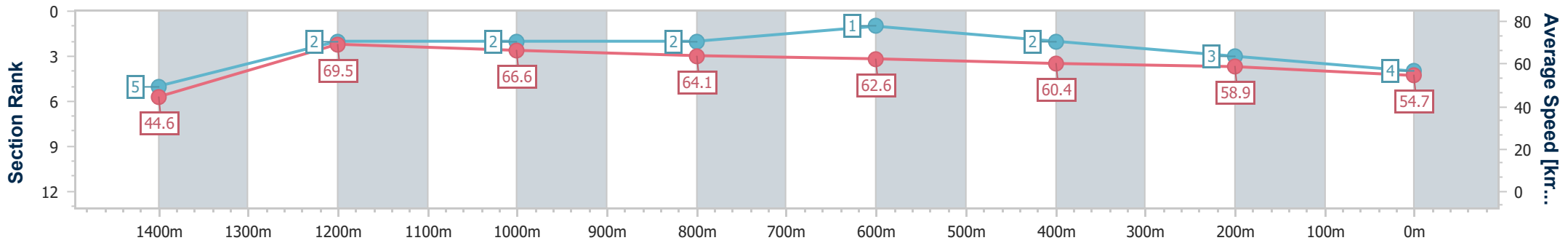
08 June 2024 - 14:04

Track Rating: Good 4, Weather: Fine, Rail Position: +2.5m Entire



BRISBANE RACING CLUB

Section	Overall	1400m	1200m	1000m	800m	600m	400m	200m
Section Times	1:29.87 [4] (0:08.25)	1:21.62 [5] (0:10.43)	1:11.19 [2] (0:10.81)	1:00.38 [2] (0:11.37)	0:49.01 [2] (0:11.67)	0:37.34 [1] (0:11.99)	0:25.35 [2] (0:12.21)	0:13.14 [3] (0:13.14)
Average Speed [km/h]	44.6	69.5	66.6	64.1	62.6	60.4	58.9	54.7
Top Speed [km/h]	66.6	70.4	69.2	65.0	63.9	61.7	60.4	56.9
Avg. Dist. to Rail [m]	16.9	7.2	3.8	2.8	2.8	1.4	3.2	2.8
Avg. Stride Freq. [Hz]	2.0	2.3	2.2	2.2	2.2	2.2	2.2	2.1
Avg. Stride Length [m]	6.0	8.4	8.3	8.0	7.8	7.6	7.5	7.2



- [] Ranking at each section and finish
- .-.- No data available at this section
- NA No data available



Horse/Jockey Name	Irish Songs
Final Rank	5
Fastest Section Time (Section)	0:08.38 (Overall)
Top Speed [km/h] (Section)	68.3 (1400m)
Race State	Finished



Eagle Farm QLD Professional

Race 5: NUTURF SPEAR CHIEF HANDICAP - 1500m

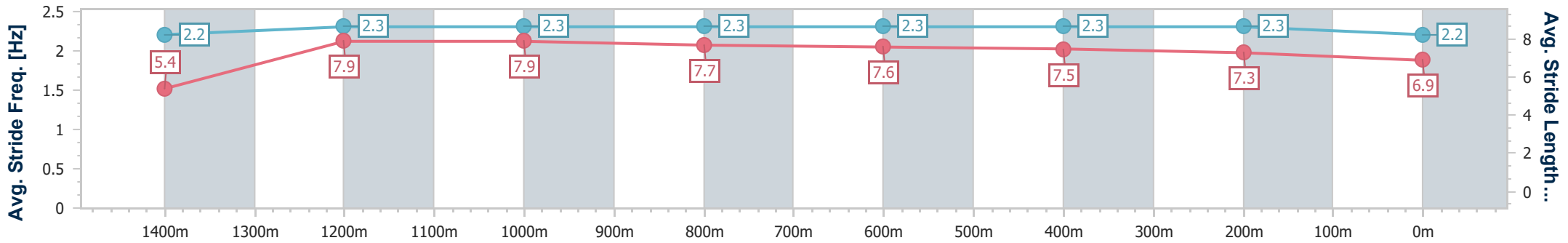
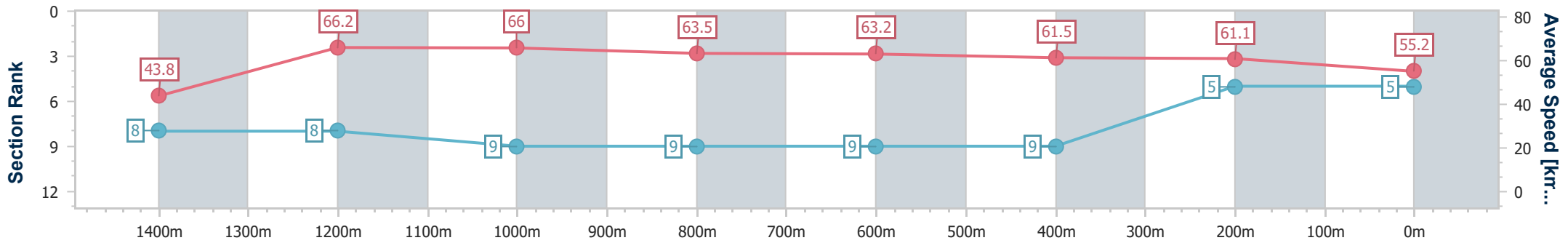
08 June 2024 - 14:04

Track Rating: Good 4, Weather: Fine, Rail Position: +2.5m Entire



BRISBANE RACING CLUB

Section	Overall	1400m	1200m	1000m	800m	600m	400m	200m
Section Times	1:29.93 [5] (0:08.38)	1:21.55 [8] (0:10.95)	1:10.60 [8] (0:10.94)	0:59.66 [9] (0:11.53)	0:48.13 [9] (0:11.52)	0:36.61 [9] (0:11.78)	0:24.83 [9] (0:11.77)	0:13.06 [5] (0:13.06)
Average Speed [km/h]	43.8	66.2	66.0	63.5	63.2	61.5	61.1	55.2
Top Speed [km/h]	61.8	68.3	68.2	65.3	65.5	63.2	61.9	59.2
Avg. Dist. to Rail [m]	16.9	5.4	4.4	3.7	3.0	0.8	2.6	2.6
Avg. Stride Freq. [Hz]	2.2	2.3	2.3	2.3	2.3	2.3	2.3	2.2
Avg. Stride Length [m]	5.4	7.9	7.9	7.7	7.6	7.5	7.3	6.9



- [] Ranking at each section and finish
- .-.- No data available at this section
- NA No data available



Horse/Jockey Name	Kalino
Final Rank	6
Fastest Section Time (Section)	0:08.46 (Overall)
Top Speed [km/h] (Section)	69.0 (1400m)
Race State	Finished



Eagle Farm QLD Professional

Race 5: NUTURF SPEAR CHIEF HANDICAP - 1500m

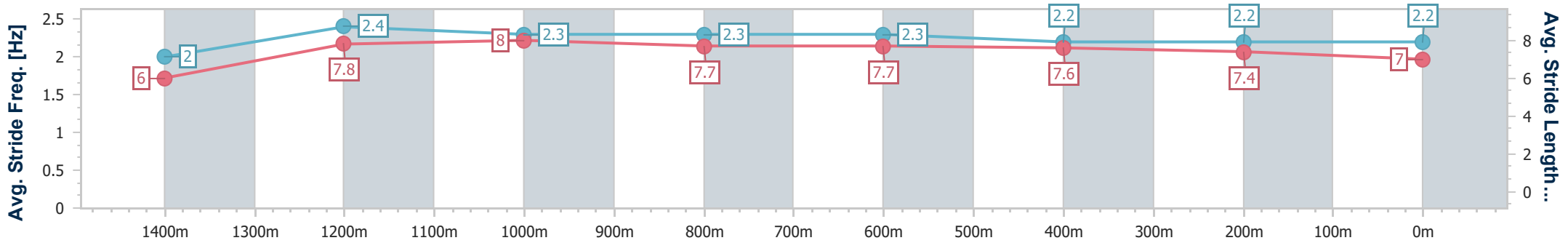
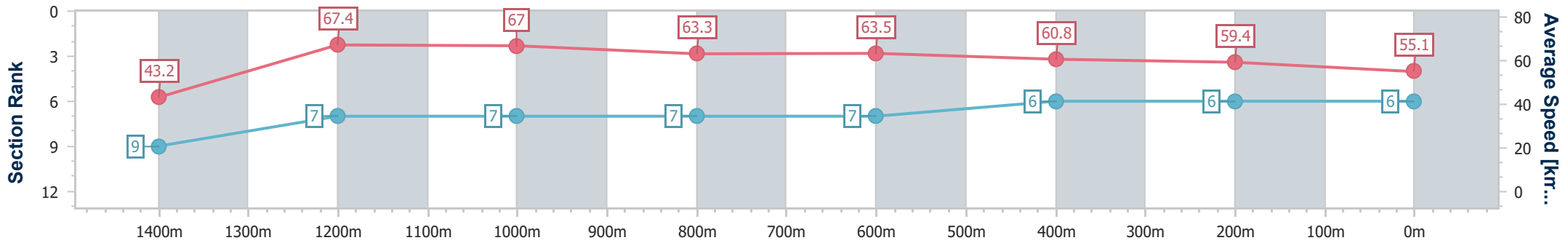
08 June 2024 - 14:04

Track Rating: Good 4, Weather: Fine, Rail Position: +2.5m Entire



BRISBANE RACING CLUB

Section	Overall	1400m	1200m	1000m	800m	600m	400m	200m
Section Times	1:29.99 [6] (0:08.46)	1:21.53 [9] (0:10.71)	1:10.82 [7] (0:10.79)	1:00.03 [7] (0:11.45)	0:48.58 [7] (0:11.47)	0:37.11 [7] (0:11.90)	0:25.21 [6] (0:12.12)	0:13.09 [6] (0:13.09)
Average Speed [km/h]	43.2	67.4	67.0	63.3	63.5	60.8	59.4	55.1
Top Speed [km/h]	62.8	69.0	68.7	64.8	64.1	62.9	60.9	58.2
Avg. Dist. to Rail [m]	11.9	2.3	3.0	2.1	1.3	1.6	3.4	4.1
Avg. Stride Freq. [Hz]	2.0	2.4	2.3	2.3	2.3	2.2	2.2	2.2
Avg. Stride Length [m]	6.0	7.8	8.0	7.7	7.7	7.6	7.4	7.0



- [] Ranking at each section and finish
- .-.- No data available at this section
- NA No data available



Horse/Jockey Name	Devastate
Final Rank	7
Fastest Section Time (Section)	0:08.14 (Overall)
Top Speed [km/h] (Section)	68.5 (1400m)
Race State	Finished



Eagle Farm QLD Professional

Race 5: NUTURF SPEAR CHIEF HANDICAP - 1500m

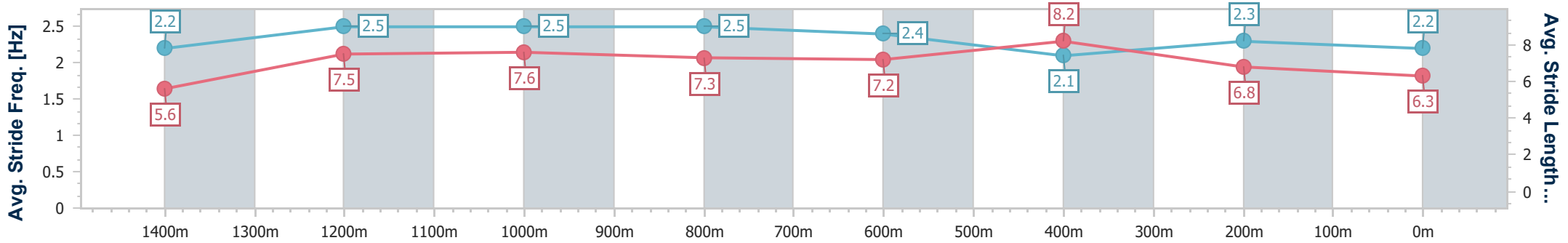
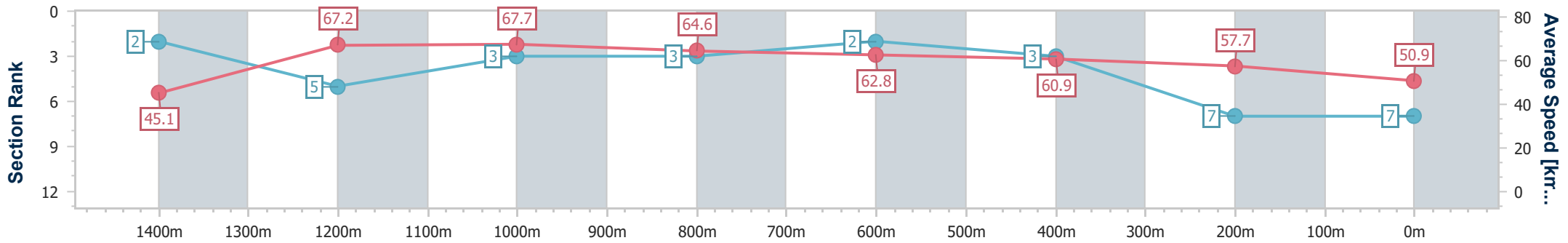
08 June 2024 - 14:04

Track Rating: Good 4, Weather: Fine, Rail Position: +2.5m Entire



BRISBANE RACING CLUB

Section	Overall	1400m	1200m	1000m	800m	600m	400m	200m
Section Times	1:31.13 [7] (0:08.14)	1:22.99 [2] (0:10.75)	1:12.24 [5] (0:10.67)	1:01.57 [3] (0:11.33)	0:50.24 [3] (0:11.65)	0:38.59 [2] (0:11.98)	0:26.61 [3] (0:12.49)	0:14.12 [7] (0:14.12)
Average Speed [km/h]	45.1	67.2	67.7	64.6	62.8	60.9	57.7	50.9
Top Speed [km/h]	63.4	68.5	68.3	66.2	65.3	62.1	59.7	55.1
Avg. Dist. to Rail [m]	17.9	7.4	3.9	3.9	3.6	2.5	4.4	3.3
Avg. Stride Freq. [Hz]	2.2	2.5	2.5	2.5	2.4	2.1	2.3	2.2
Avg. Stride Length [m]	5.6	7.5	7.6	7.3	7.2	8.2	6.8	6.3



- [] Ranking at each section and finish
- .-.- No data available at this section
- NA No data available



Horse/Jockey Name	Namazu
Final Rank	8
Fastest Section Time (Section)	0:07.99 (Overall)
Top Speed [km/h] (Section)	69.3 (1400m)
Race State	Finished



Eagle Farm QLD Professional

Race 5: NUTURF SPEAR CHIEF HANDICAP - 1500m

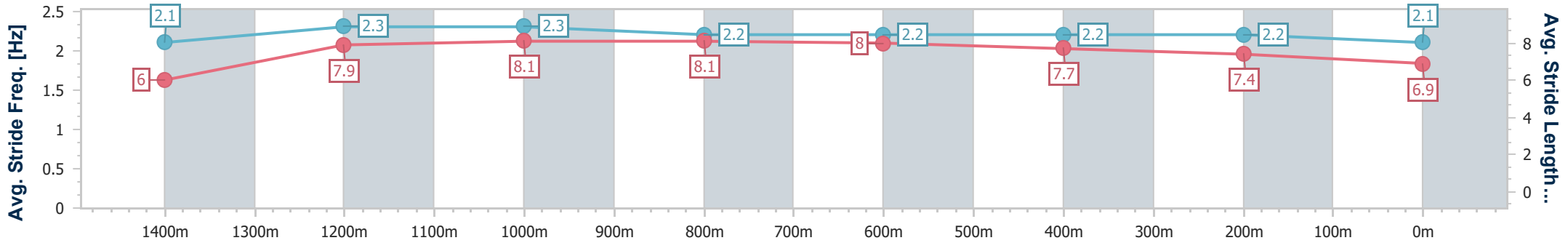
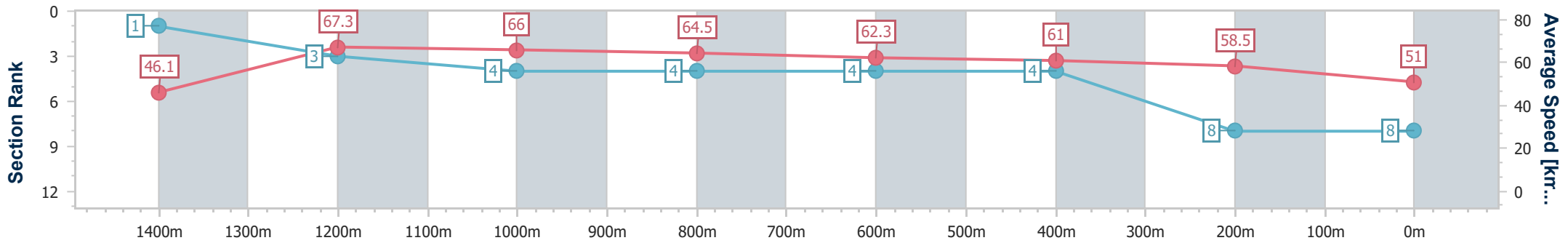
08 June 2024 - 14:04

Track Rating: Good 4, Weather: Fine, Rail Position: +2.5m Entire



BRISBANE RACING CLUB

Section	Overall	1400m	1200m	1000m	800m	600m	400m	200m
Section Times	1:31.14 [8] (0:07.99)	1:23.15 [1] (0:10.73)	1:12.42 [3] (0:10.95)	1:01.47 [4] (0:11.40)	0:50.07 [4] (0:11.71)	0:38.36 [4] (0:11.95)	0:26.41 [4] (0:12.29)	0:14.12 [8] (0:14.12)
Average Speed [km/h]	46.1	67.3	66.0	64.5	62.3	61.0	58.5	51.0
Top Speed [km/h]	64.2	69.3	67.5	65.4	63.9	61.6	61.0	55.5
Avg. Dist. to Rail [m]	14.0	4.9	3.8	4.2	3.2	2.5	6.2	6.9
Avg. Stride Freq. [Hz]	2.1	2.3	2.3	2.2	2.2	2.2	2.2	2.1
Avg. Stride Length [m]	6.0	7.9	8.1	8.1	8.0	7.7	7.4	6.9



- [] Ranking at each section and finish
- .-.- No data available at this section
- NA No data available



Horse/Jockey Name	Surf Dancer
Final Rank	9
Fastest Section Time (Section)	0:08.26 (Overall)
Top Speed [km/h] (Section)	72.0 (1400m)
Race State	Finished



Eagle Farm QLD Professional

Race 5: NUTURF SPEAR CHIEF HANDICAP - 1500m

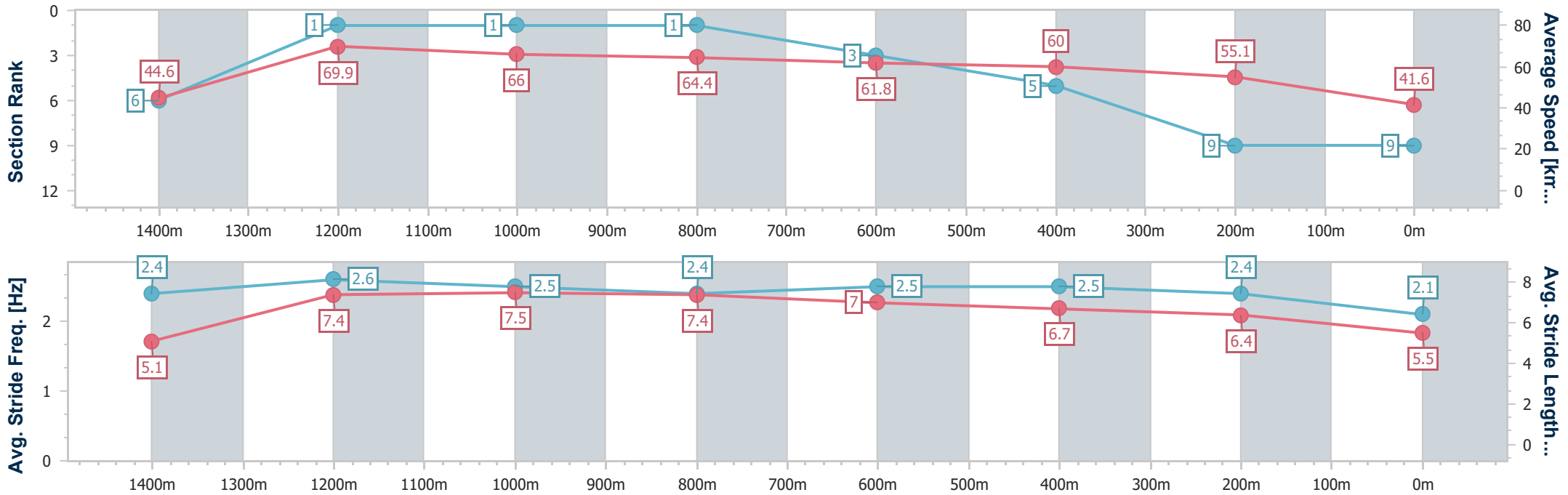
08 June 2024 - 14:04

Track Rating: Good 4, Weather: Fine, Rail Position: +2.5m Entire



BRISBANE RACING CLUB

Section	Overall	1400m	1200m	1000m	800m	600m	400m	200m
Section Times	1:35.12 [9] (0:08.26)	1:26.86 [6] (0:10.33)	1:16.53 [1] (0:10.89)	1:05.64 [1] (0:11.32)	0:54.32 [1] (0:11.82)	0:42.50 [3] (0:12.15)	0:30.35 [5] (0:13.09)	0:17.26 [9] (0:17.26)
Average Speed [km/h]	44.6	69.9	66.0	64.4	61.8	60.0	55.1	41.6
Top Speed [km/h]	65.4	72.0	69.6	66.0	63.3	61.9	58.6	50.0
Avg. Dist. to Rail [m]	15.6	6.2	2.5	2.7	3.1	2.3	1.5	0.9
Avg. Stride Freq. [Hz]	2.4	2.6	2.5	2.4	2.5	2.5	2.4	2.1
Avg. Stride Length [m]	5.1	7.4	7.5	7.4	7.0	6.7	6.4	5.5



- [] Ranking at each section and finish
- .-.- No data available at this section
- NA No data available



Horse/Jockey Name	Times Square
Final Rank	2147483647
Fastest Section Time (Section)	0:00.00 (Overall)
Top Speed [km/h] (Section)	--
Race State	DidNotFinish



Eagle Farm QLD Professional

Race 5: NUTURF SPEAR CHIEF HANDICAP - 1500m

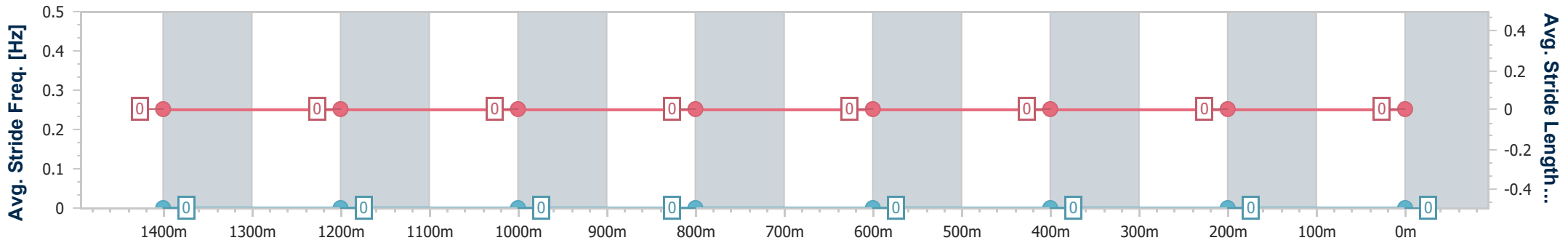
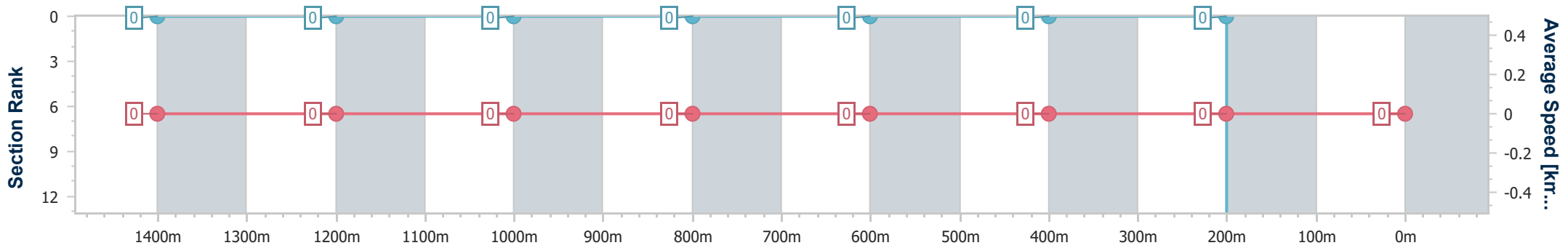
08 June 2024 - 14:04

Track Rating: Good 4, Weather: Fine, Rail Position: +2.5m Entire



BRISBANE RACING CLUB

Section	Overall	1400m	1200m	1000m	800m	600m	400m	200m
Section Times	--:--	--:--	--:--	--:--	--:--	--:--	--:--	--:--
Average Speed [km/h]	0.0	0.0	0.0	0.0	0.0	0.0	0.0	0.0
Top Speed [km/h]	--	--	--	--	--	--	--	--
Avg. Dist. to Rail [m]	0.0	0.0	0.0	0.0	0.0	0.0	0.0	0.0
Avg. Stride Freq. [Hz]	--	--	--	--	--	--	--	--
Avg. Stride Length [m]	--	--	--	--	--	--	--	--



- [] Ranking at each section and finish
- :-- No data available at this section
- NA No data available



Eagle Farm QLD Professional

Race 6: ASCOT GREEN QUEENSLAND DAY STAKES - 1200m

08 June 2024 - 14:40



BRISBANE
RACING CLUB

Track Rating: Good 4, Weather: Fine, Rail Position: +2.5m Entire

Section		Field Times											Last 600m				
		Overall	1000m	800m	600m	400m	200m						0:35.01				
		1:09.80 (0:13.09)	0:56.71 (0:10.43)	0:46.28 (0:11.27)	0:35.01 (0:11.07)	0:23.94 (0:11.56)	0:12.38 (0:12.38)										
Rank	TAB Horse/Jockey	Barrier	Top Speed [km/h]	Fastest Section												Margin	Distance Travelled [m]
1	4 OSTRAKA Blake Shinn	5	70.3 1000m	0:10.72 1000m	1:09.80 [1] (0:13.18)	0:56.62 [3] (0:10.72)	0:45.90 [4] (0:11.16)	0:34.74 [4] (0:11.02)	0:23.72 [3] (0:11.34)	0:12.38 [1] (0:12.38)	1:09.80	0:34.74					
2	6 INHIBITIONS James McDonald	11	69.2 1000m	0:10.71 1000m	1:10.29 [2] (0:13.75)	0:56.54 [13] (0:10.71)	0:45.83 [13] (0:11.18)	0:34.65 [12] (0:11.34)	0:23.31 [14] (0:11.16)	0:12.15 [8] (0:12.15)	2.87L	0:34.65	+5				
3	1 HEDGED Jamie Kah	7	69.4 1000m	0:10.76 1000m	1:10.34 [3] (0:13.63)	0:56.71 [12] (0:10.76)	0:45.95 [11] (0:11.30)	0:34.65 [13] (0:11.27)	0:23.38 [13] (0:11.16)	0:12.22 [7] (0:12.22)	3.17L	0:34.65	+3				
4	14 FORTUNEER Michael Dee	2	70.0 1000m	0:10.79 1000m	1:10.53 [4] (0:13.30)	0:57.23 [6] (0:10.79)	0:46.44 [7] (0:11.30)	0:35.14 [7] (0:11.22)	0:23.92 [7] (0:11.39)	0:12.53 [5] (0:12.53)	4.26L	0:35.14	+2				
5	12 ZIA Adam Hyeronimus	6	69.7 Overall	0:10.74 1000m	1:10.89 [5] (0:13.60)	0:57.29 [10] (0:10.74)	0:46.55 [10] (0:11.17)	0:35.38 [9] (0:11.06)	0:24.32 [6] (0:11.49)	0:12.83 [6] (0:12.83)	6.41L	0:35.38	-4				
6	13 AVONE Kyle Wilson-Taylor	10	69.8 1000m	0:10.83 1000m	1:11.17 [6] (0:13.60)	0:57.57 [11] (0:10.83)	0:46.74 [12] (0:11.11)	0:35.63 [10] (0:11.31)	0:24.32 [10] (0:11.44)	0:12.88 [10] (0:12.88)	8.05L	0:35.63	+6				
7	5 SKIRT THE LAW Tommy Berry	1	69.3 1000m	0:10.64 1000m	1:11.19 [7] (0:13.32)	0:57.87 [7] (0:10.64)	0:47.23 [5] (0:11.20)	0:36.03 [5] (0:11.04)	0:24.99 [4] (0:11.51)	0:13.48 [3] (0:13.48)	8.18L	0:36.03	-2				
8	9 OUTWEIGHED Sean Cormack	8	70.4 Overall	0:10.91 1000m	1:11.20 [8] (0:13.20)	0:58.00 [4] (0:10.91)	0:47.09 [8] (0:11.39)	0:35.70 [8] (0:11.46)	0:24.24 [12] (0:11.46)	0:12.78 [12] (0:12.78)	8.19L	0:35.70	+7				
9	8 RUSSIAN ALLIANCE Mark Du Plessis	3	68.2 1000m	0:10.86 1000m	1:11.21 [9] (0:13.43)	0:57.78 [9] (0:10.86)	0:46.92 [9] (0:11.35)	0:35.57 [11] (0:11.16)	0:24.41 [9] (0:11.57)	0:12.84 [11] (0:12.84)	8.25L	0:35.57	+2				
10	2 MORAVIA Mark Zahra	13	72.8 1000m	0:10.43 1000m	1:11.22 [10] (0:13.09)	0:58.13 [1] (0:10.43)	0:47.70 [1] (0:11.27)	0:36.43 [1] (0:11.07)	0:25.36 [1] (0:11.85)	0:13.51 [2] (0:13.51)	8.31L	0:36.43	+3				



Eagle Farm QLD Professional

Race 6: ASCOT GREEN QUEENSLAND DAY STAKES - 1200m

08 June 2024 - 14:40



BRISBANE
RACING CLUB

Track Rating: Good 4, Weather: Fine, Rail Position: +2.5m Entire

Section		Overall	1000m	800m	600m	400m	200m	Last 600m					
Field Times		1:09.80 (0:13.09)	0:56.71 (0:10.43)	0:46.28 (0:11.27)	0:35.01 (0:11.07)	0:23.94 (0:11.56)	0:12.38 (0:12.38)	0:35.01					
Rank	TAB Horse/Jockey	Barrier	Top Speed [km/h]	Fastest Section	Margin								Distance Travelled [m]
11	3 SHOW ME MERCY Michael Rodd	12	68.8 1000m	0:10.88 1000m	1:11.46 [11] (0:13.79)	0:57.67 [14] (0:10.88)	0:46.79 [15] (0:11.11)	0:35.68 [15] (0:11.30)	0:24.38 [15] (0:11.38)	0:13.00 [13] (0:13.00)	9.77L	0:35.68	+0
12	15 ROSE NOIR Angela Jones	15	73.4 1000m	0:10.46 1000m	1:11.91 [12] (0:13.23)	0:58.68 [5] (0:10.46)	0:48.22 [2] (0:11.15)	0:37.07 [2] (0:11.46)	0:25.61 [5] (0:11.98)	0:13.63 [9] (0:13.63)	12.4L	0:37.07	+8
13	10 GENZANO Zac Lloyd	9	68.7 1000m	0:10.76 1000m	1:11.98 [13] (0:13.84)	0:58.14 [15] (0:10.76)	0:47.38 [14] (0:11.12)	0:36.26 [14] (0:11.18)	0:25.08 [11] (0:11.70)	0:13.38 [14] (0:13.38)	12.81L	0:36.26	-1
14	7 TIGER SHARK Craig Williams	4	70.1 1000m	0:10.68 1000m	1:12.06 [14] (0:13.11)	0:58.95 [2] (0:10.68)	0:48.27 [3] (0:11.11)	0:37.16 [3] (0:10.99)	0:26.17 [2] (0:11.84)	0:14.33 [4] (0:14.33)	13.25L	0:37.16	-4
15	11 POWER BALLARD Ryan Maloney	14	69.7 Overall	0:10.70 1000m	1:12.55 [15] (0:13.34)	0:59.21 [8] (0:10.70)	0:48.51 [6] (0:11.19)	0:37.32 [6] (0:11.48)	0:25.84 [8] (0:12.05)	0:13.79 [15] (0:13.79)	16.18L	0:37.32	+5



Horse/Jockey Name	Ostraka
Final Rank	1
Fastest Section Time (Section)	0:10.72 (1000m)
Top Speed [km/h] (Section)	70.3 (1000m)
Race State	Finished

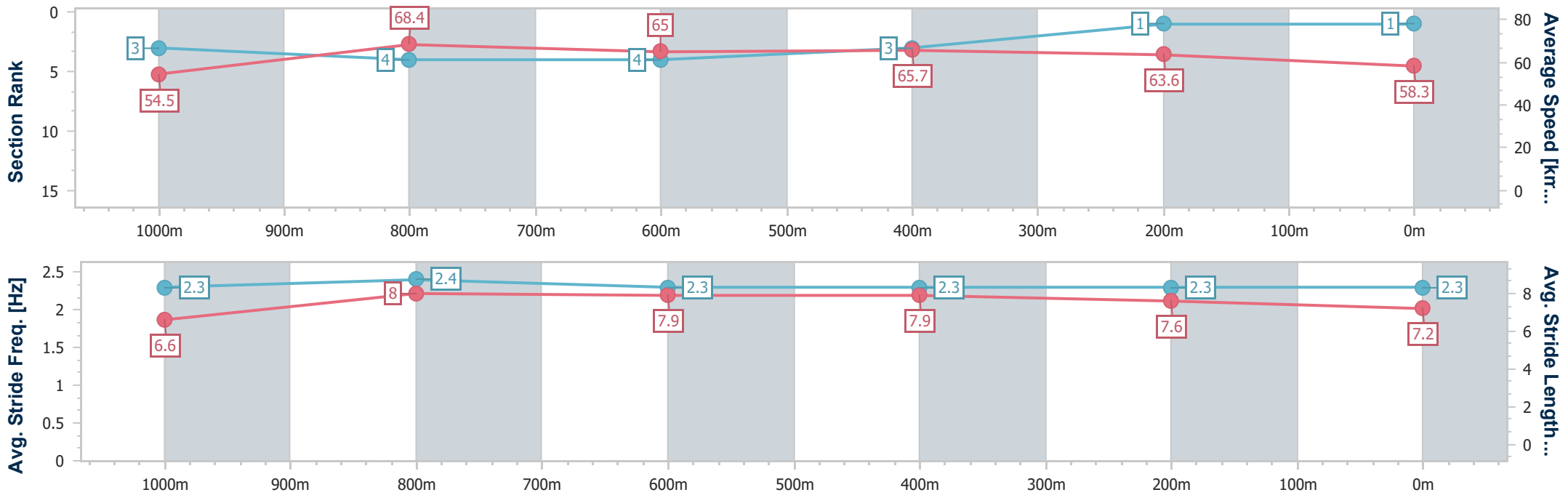


Eagle Farm QLD Professional
 Race 6: ASCOT GREEN QUEENSLAND DAY STAKES - 1200m
 08 June 2024 - 14:40
 Track Rating: Good 4, Weather: Fine, Rail Position: +2.5m Entire



BRISBANE RACING CLUB

Section	Overall	1000m	800m	600m	400m	200m
Section Times	1:09.80 [1] (0:13.18)	0:56.62 [3] (0:10.72)	0:45.90 [4] (0:11.16)	0:34.74 [4] (0:11.02)	0:23.72 [3] (0:11.34)	0:12.38 [1] (0:12.38)
Average Speed [km/h]	54.5	68.4	65.0	65.7	63.6	58.3
Top Speed [km/h]	69.8	70.3	66.3	66.5	65.9	62.3
Avg. Dist. to Rail [m]	6.0	2.9	1.8	1.7	6.2	3.6
Avg. Stride Freq. [Hz]	2.3	2.4	2.3	2.3	2.3	2.3
Avg. Stride Length [m]	6.6	8.0	7.9	7.9	7.6	7.2



- [] Ranking at each section and finish
- .-.- No data available at this section
- NA No data available



Horse/Jockey Name	Inhibitions
Final Rank	2
Fastest Section Time (Section)	0:10.71 (1000m)
Top Speed [km/h] (Section)	69.2 (1000m)
Race State	Finished

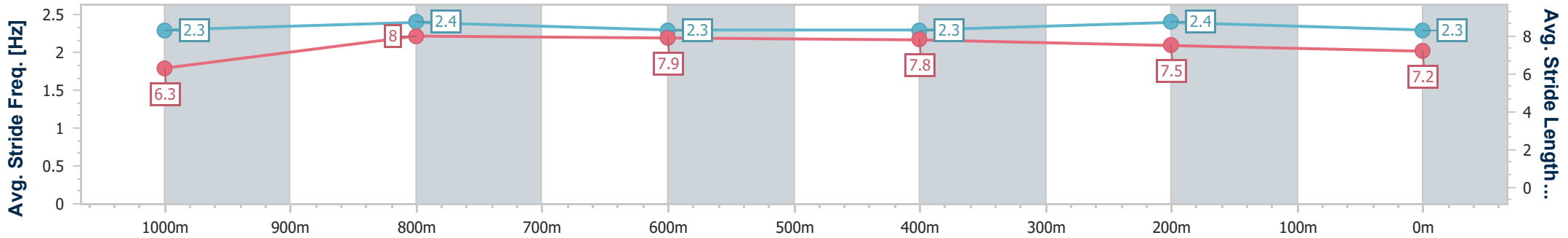
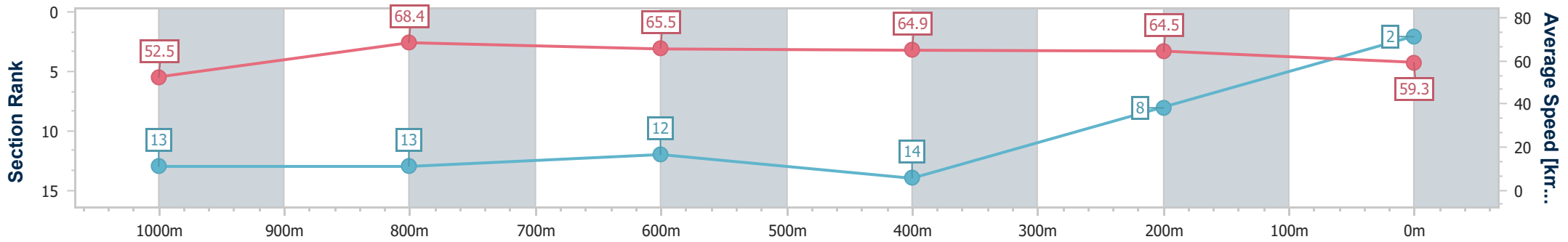


Eagle Farm QLD Professional
 Race 6: ASCOT GREEN QUEENSLAND DAY STAKES - 1200m
 08 June 2024 - 14:40
 Track Rating: Good 4, Weather: Fine, Rail Position: +2.5m Entire



BRISBANE
RACING CLUB

Section	Overall	1000m	800m	600m	400m	200m
Section Times	1:10.29 [2] (0:13.75)	0:56.54 [13] (0:10.71)	0:45.83 [13] (0:11.18)	0:34.65 [12] (0:11.34)	0:23.31 [14] (0:11.16)	0:12.15 [8]
Average Speed [km/h]	52.5	68.4	65.5	64.9	64.5	59.3
Top Speed [km/h]	68.6	69.2	66.5	65.7	66.0	63.0
Avg. Dist. to Rail [m]	8.8	3.4	3.3	4.6	10.3	8.6
Avg. Stride Freq. [Hz]	2.3	2.4	2.3	2.3	2.4	2.3
Avg. Stride Length [m]	6.3	8.0	7.9	7.8	7.5	7.2



- [] Ranking at each section and finish
- .-.- No data available at this section
- NA No data available



Horse/Jockey Name	Hedged
Final Rank	3
Fastest Section Time (Section)	0:10.76 (1000m)
Top Speed [km/h] (Section)	69.4 (1000m)
Race State	Finished

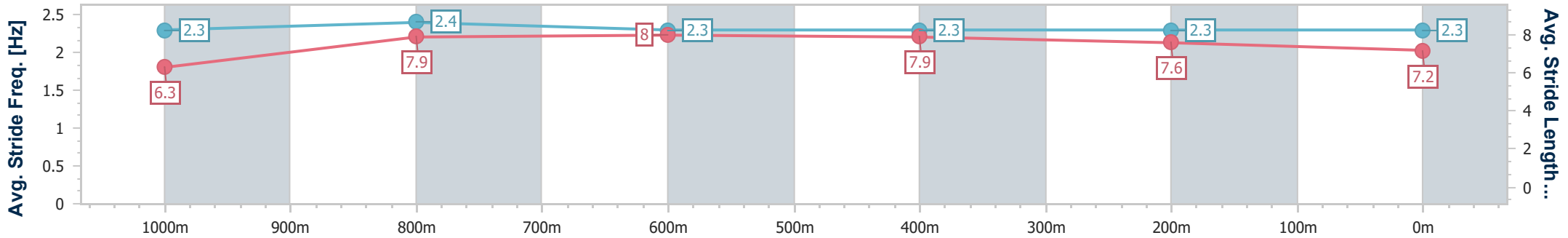
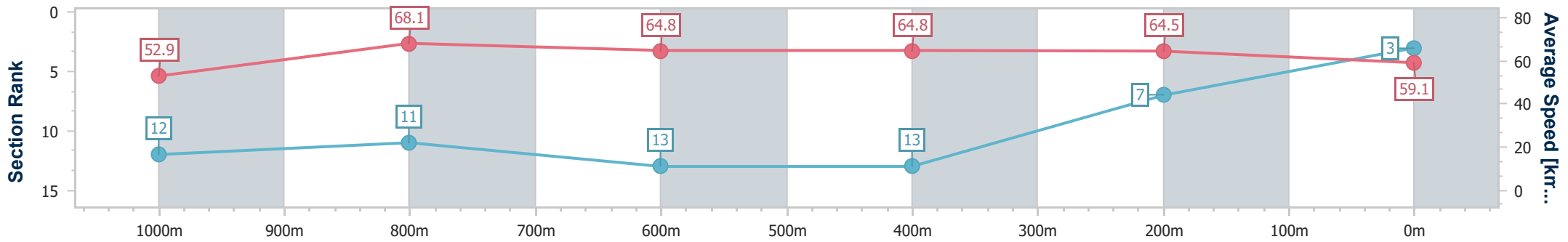


Eagle Farm QLD Professional
 Race 6: ASCOT GREEN QUEENSLAND DAY STAKES - 1200m
 08 June 2024 - 14:40
 Track Rating: Good 4, Weather: Fine, Rail Position: +2.5m Entire



BRISBANE RACING CLUB

Section	Overall	1000m	800m	600m	400m	200m
Section Times	1:10.34 [3] (0:13.63)	0:56.71 [12] (0:10.76)	0:45.95 [11] (0:11.30)	0:34.65 [13] (0:11.27)	0:23.38 [13] (0:11.16)	0:12.22 [7]
Average Speed [km/h]	52.9	68.1	64.8	64.8	64.5	59.1
Top Speed [km/h]	67.2	69.4	68.1	65.9	65.8	62.8
Avg. Dist. to Rail [m]	6.1	3.4	3.1	3.5	9.8	7.6
Avg. Stride Freq. [Hz]	2.3	2.4	2.3	2.3	2.3	2.3
Avg. Stride Length [m]	6.3	7.9	8.0	7.9	7.6	7.2



- [] Ranking at each section and finish
- .-.- No data available at this section
- NA No data available



Horse/Jockey Name	Fortuneer
Final Rank	4
Fastest Section Time (Section)	0:10.79 (1000m)
Top Speed [km/h] (Section)	70.0 (1000m)
Race State	Finished

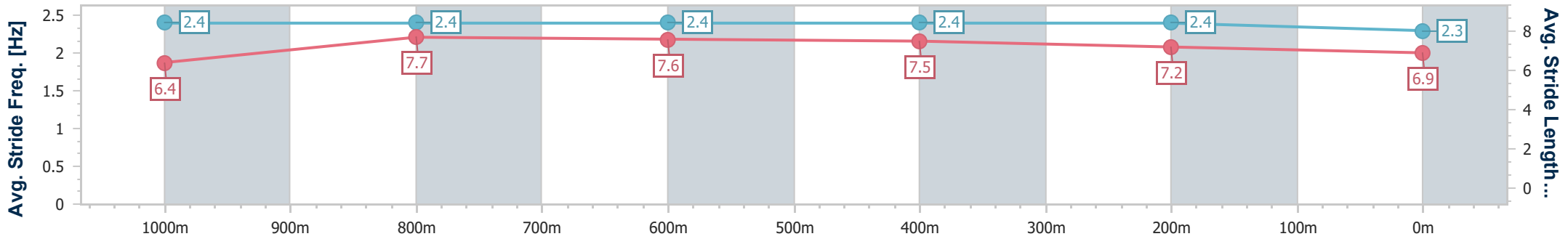
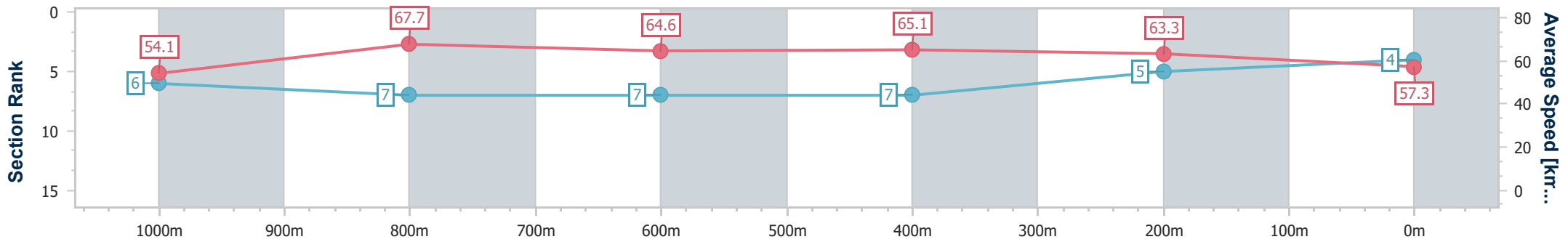


Eagle Farm QLD Professional
 Race 6: ASCOT GREEN QUEENSLAND DAY STAKES - 1200m
 08 June 2024 - 14:40
 Track Rating: Good 4, Weather: Fine, Rail Position: +2.5m Entire



BRISBANE
RACING CLUB

Section	Overall	1000m	800m	600m	400m	200m
Section Times	1:10.53 [4] (0:13.30)	0:57.23 [6] (0:10.79)	0:46.44 [7] (0:11.30)	0:35.14 [7] (0:11.22)	0:23.92 [7] (0:11.39)	0:12.53 [5]
Average Speed [km/h]	54.1	67.7	64.6	65.1	63.3	57.3
Top Speed [km/h]	70.0	70.0	66.2	65.9	65.1	60.9
Avg. Dist. to Rail [m]	2.2	2.7	3.0	3.4	7.0	5.1
Avg. Stride Freq. [Hz]	2.4	2.4	2.4	2.4	2.4	2.3
Avg. Stride Length [m]	6.4	7.7	7.6	7.5	7.2	6.9



- [] Ranking at each section and finish
- .-.- No data available at this section
- NA No data available



Horse/Jockey Name	Zia
Final Rank	5
Fastest Section Time (Section)	0:10.74 (1000m)
Top Speed [km/h] (Section)	69.7 (Overall)
Race State	Finished



Eagle Farm QLD Professional

Race 6: ASCOT GREEN QUEENSLAND DAY STAKES - 1200m

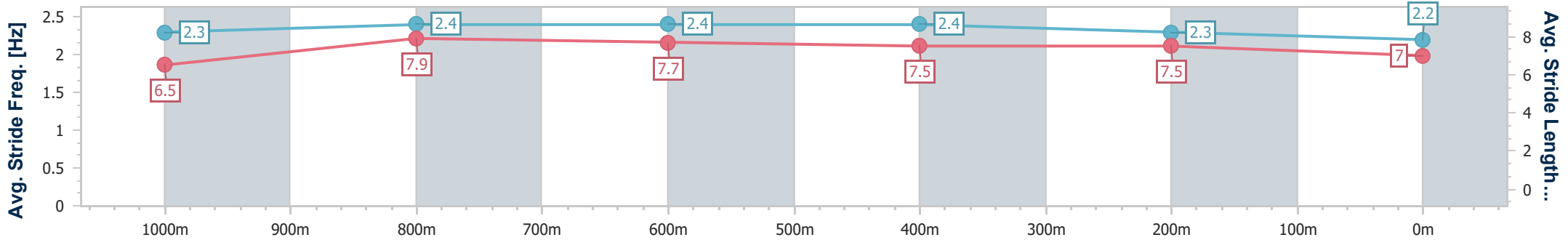
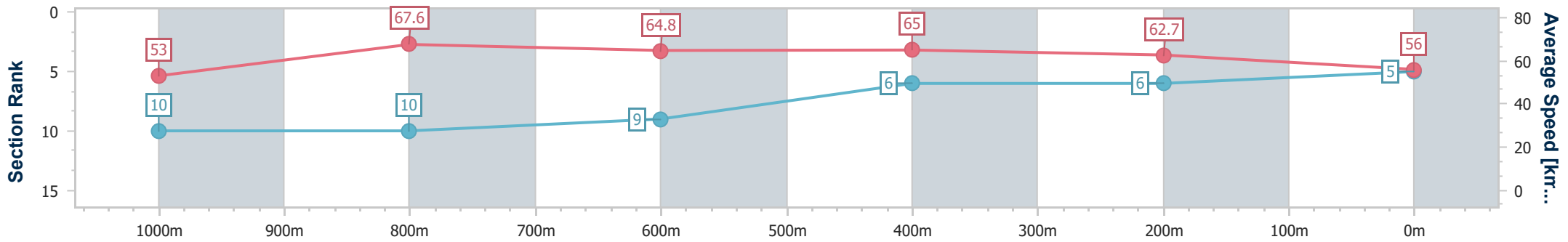
08 June 2024 - 14:40

Track Rating: Good 4, Weather: Fine, Rail Position: +2.5m Entire



BRISBANE RACING CLUB

Section	Overall	1000m	800m	600m	400m	200m
Section Times	1:10.89 [5] (0:13.60)	0:57.29 [10] (0:10.74)	0:46.55 [10] (0:11.17)	0:35.38 [9] (0:11.06)	0:24.32 [6] (0:11.49)	0:12.83 [6] (0:12.83)
Average Speed [km/h]	53.0	67.6	64.8	65.0	62.7	56.0
Top Speed [km/h]	69.7	69.4	67.7	66.4	64.5	59.1
Avg. Dist. to Rail [m]	4.6	1.5	0.5	1.3	4.2	4.3
Avg. Stride Freq. [Hz]	2.3	2.4	2.4	2.4	2.3	2.2
Avg. Stride Length [m]	6.5	7.9	7.7	7.5	7.5	7.0



- [] Ranking at each section and finish
- .-.- No data available at this section
- NA No data available



Horse/Jockey Name	Avone
Final Rank	6
Fastest Section Time (Section)	0:10.83 (1000m)
Top Speed [km/h] (Section)	69.8 (1000m)
Race State	Finished

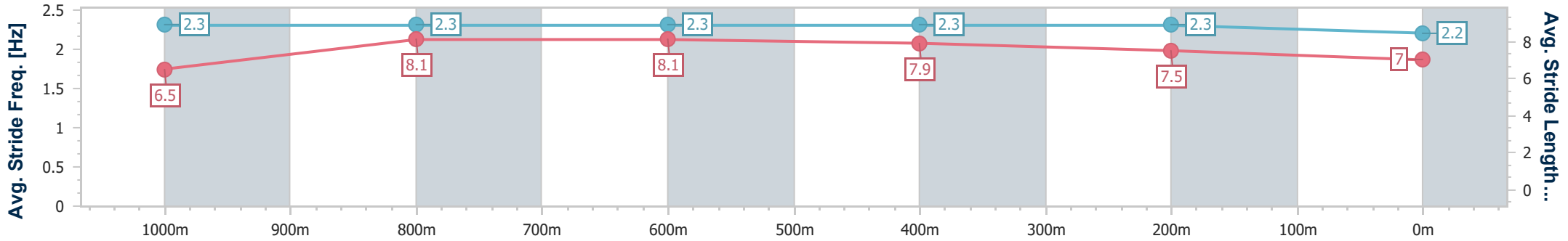
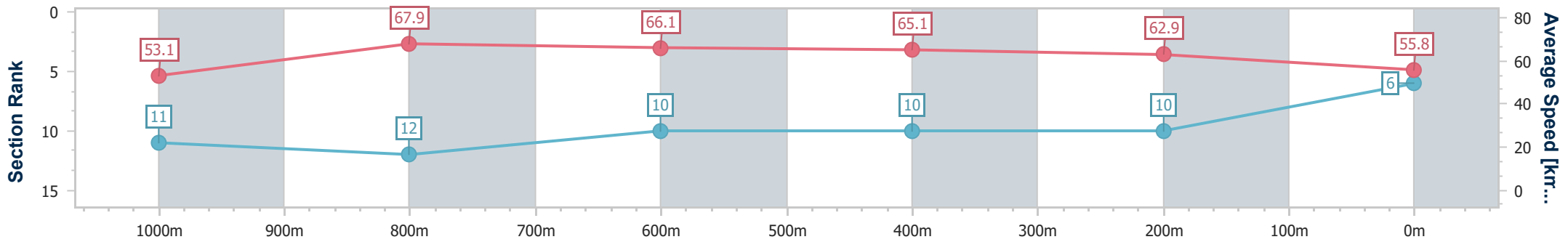


Eagle Farm QLD Professional
 Race 6: ASCOT GREEN QUEENSLAND DAY STAKES - 1200m
 08 June 2024 - 14:40
 Track Rating: Good 4, Weather: Fine, Rail Position: +2.5m Entire



BRISBANE
 RACING CLUB

Section	Overall	1000m	800m	600m	400m	200m
Section Times	1:11.17 [6] (0:13.60)	0:57.57 [11] (0:10.83)	0:46.74 [12] (0:11.11)	0:35.63 [10] (0:11.31)	0:24.32 [10] (0:11.44)	0:12.88 [10]
Average Speed [km/h]	53.1	67.9	66.1	65.1	62.9	55.8
Top Speed [km/h]	68.7	69.8	67.3	65.7	65.8	58.0
Avg. Dist. to Rail [m]	9.8	4.3	4.0	4.6	8.8	8.2
Avg. Stride Freq. [Hz]	2.3	2.3	2.3	2.3	2.3	2.2
Avg. Stride Length [m]	6.5	8.1	8.1	7.9	7.5	7.0



- [] Ranking at each section and finish
- .-.- No data available at this section
- NA No data available



Horse/Jockey Name	Skirt The Law
Final Rank	7
Fastest Section Time (Section)	0:10.64 (1000m)
Top Speed [km/h] (Section)	69.3 (1000m)
Race State	Finished

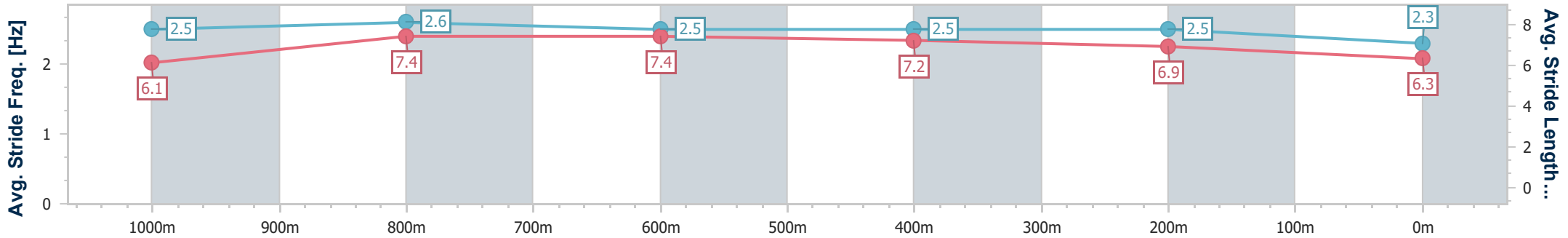
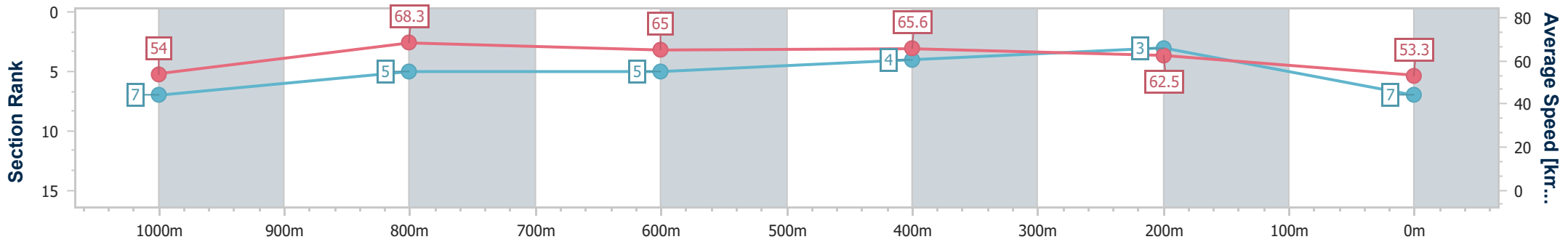


Eagle Farm QLD Professional
 Race 6: ASCOT GREEN QUEENSLAND DAY STAKES - 1200m
 08 June 2024 - 14:40
 Track Rating: Good 4, Weather: Fine, Rail Position: +2.5m Entire



BRISBANE
 RACING CLUB

Section	Overall	1000m	800m	600m	400m	200m
Section Times	1:11.19 [7] (0:13.32)	0:57.87 [7] (0:10.64)	0:47.23 [5] (0:11.20)	0:36.03 [5] (0:11.04)	0:24.99 [4] (0:11.51)	0:13.48 [3] (0:13.48)
Average Speed [km/h]	54.0	68.3	65.0	65.6	62.5	53.3
Top Speed [km/h]	68.7	69.3	67.4	67.0	65.3	60.2
Avg. Dist. to Rail [m]	0.7	1.8	2.3	1.2	4.0	2.3
Avg. Stride Freq. [Hz]	2.5	2.6	2.5	2.5	2.5	2.3
Avg. Stride Length [m]	6.1	7.4	7.4	7.2	6.9	6.3



- [] Ranking at each section and finish
- .-.- No data available at this section
- NA No data available



Horse/Jockey Name	Outweighed
Final Rank	8
Fastest Section Time (Section)	0:10.91 (1000m)
Top Speed [km/h] (Section)	70.4 (Overall)
Race State	Finished

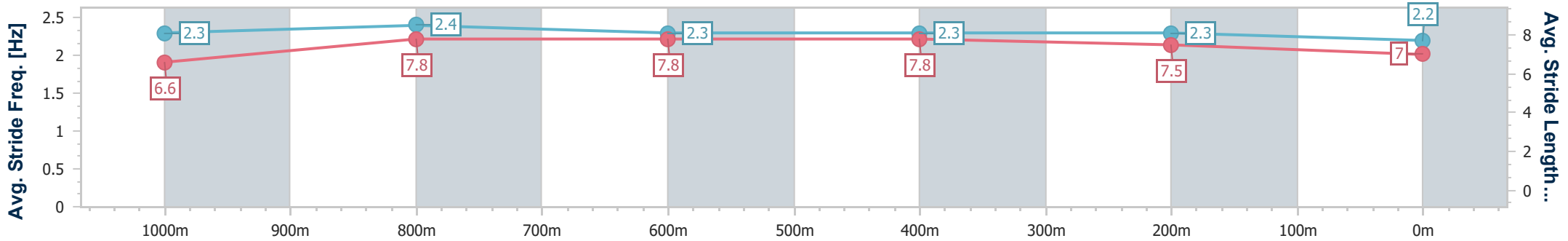
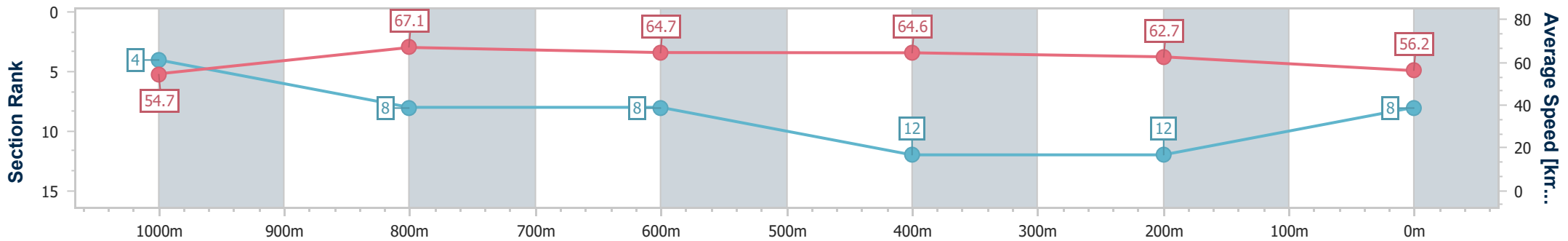


Eagle Farm QLD Professional
 Race 6: ASCOT GREEN QUEENSLAND DAY STAKES - 1200m
 08 June 2024 - 14:40
 Track Rating: Good 4, Weather: Fine, Rail Position: +2.5m Entire



BRISBANE RACING CLUB

Section	Overall	1000m	800m	600m	400m	200m
Section Times	1:11.20 [8] (0:13.20)	0:58.00 [4] (0:10.91)	0:47.09 [8] (0:11.39)	0:35.70 [8] (0:11.46)	0:24.24 [12] (0:11.46)	0:12.78 [12] (0:12.78)
Average Speed [km/h]	54.7	67.1	64.7	64.6	62.7	56.2
Top Speed [km/h]	70.4	69.7	67.1	66.6	66.5	59.7
Avg. Dist. to Rail [m]	7.1	4.0	4.5	5.6	8.5	6.5
Avg. Stride Freq. [Hz]	2.3	2.4	2.3	2.3	2.3	2.2
Avg. Stride Length [m]	6.6	7.8	7.8	7.8	7.5	7.0



- [] Ranking at each section and finish
- .-.- No data available at this section
- NA No data available



Horse/Jockey Name	Russian Alliance
Final Rank	9
Fastest Section Time (Section)	0:10.86 (1000m)
Top Speed [km/h] (Section)	68.2 (1000m)
Race State	Finished

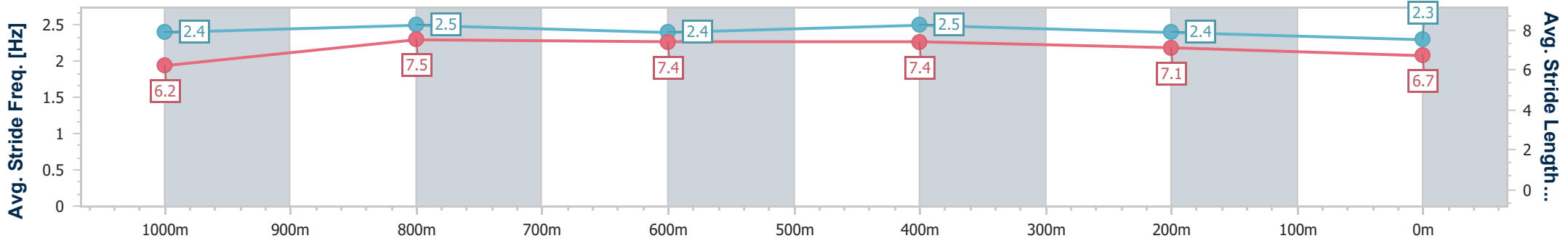
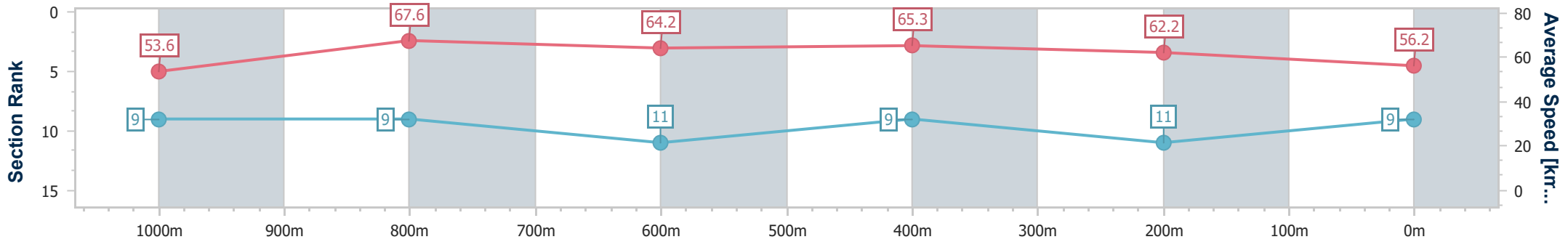


Eagle Farm QLD Professional
 Race 6: ASCOT GREEN QUEENSLAND DAY STAKES - 1200m
 08 June 2024 - 14:40
 Track Rating: Good 4, Weather: Fine, Rail Position: +2.5m Entire



BRISBANE
RACING CLUB

Section	Overall	1000m	800m	600m	400m	200m
Section Times	1:11.21 [9] (0:13.43)	0:57.78 [9] (0:10.86)	0:46.92 [9] (0:11.35)	0:35.57 [11] (0:11.16)	0:24.41 [9] (0:11.57)	0:12.84 [11] (0:12.84)
Average Speed [km/h]	53.6	67.6	64.2	65.3	62.2	56.2
Top Speed [km/h]	67.9	68.2	66.8	66.0	64.9	60.3
Avg. Dist. to Rail [m]	3.6	3.5	3.2	2.2	6.4	3.0
Avg. Stride Freq. [Hz]	2.4	2.5	2.4	2.5	2.4	2.3
Avg. Stride Length [m]	6.2	7.5	7.4	7.4	7.1	6.7



- [] Ranking at each section and finish
- .-.- No data available at this section
- NA No data available



Horse/Jockey Name	Moravia
Final Rank	10
Fastest Section Time (Section)	0:10.43 (1000m)
Top Speed [km/h] (Section)	72.8 (1000m)
Race State	Finished

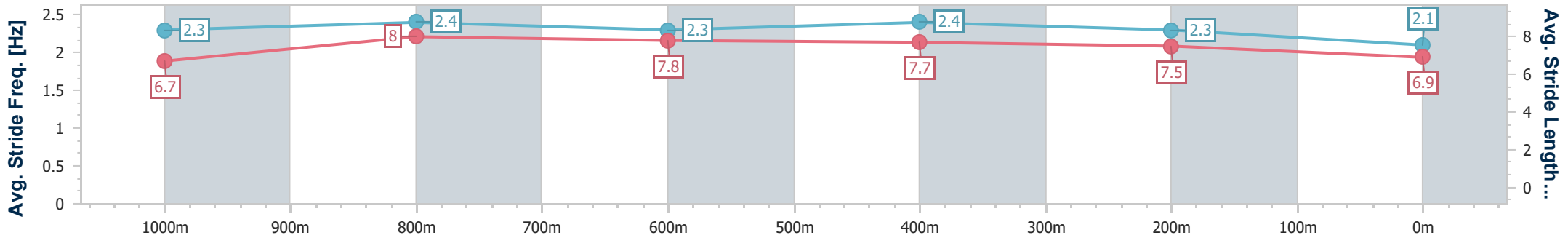
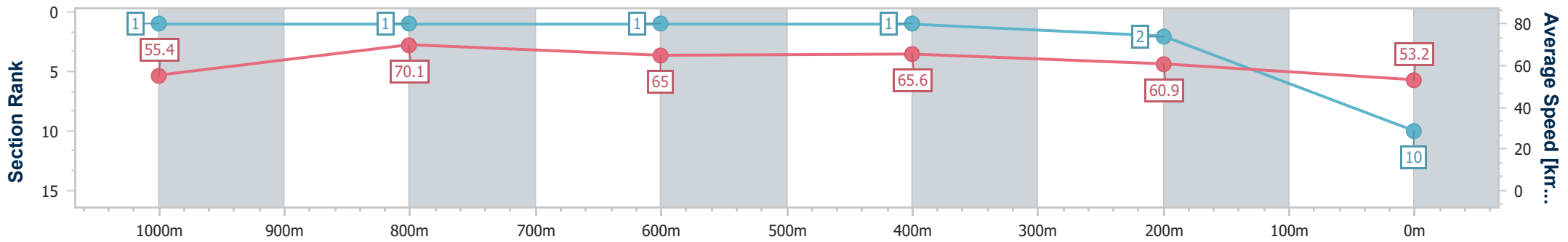


Eagle Farm QLD Professional
 Race 6: ASCOT GREEN QUEENSLAND DAY STAKES - 1200m
 08 June 2024 - 14:40
 Track Rating: Good 4, Weather: Fine, Rail Position: +2.5m Entire



BRISBANE RACING CLUB

Section	Overall	1000m	800m	600m	400m	200m
Section Times	1:11.22 [10] (0:13.09)	0:58.13 [1] (0:10.43)	0:47.70 [1] (0:11.27)	0:36.43 [1] (0:11.07)	0:25.36 [1] (0:11.85)	0:13.51 [2] (0:13.51)
Average Speed [km/h]	55.4	70.1	65.0	65.6	60.9	53.2
Top Speed [km/h]	71.7	72.8	66.8	66.7	64.3	56.8
Avg. Dist. to Rail [m]	12.0	3.6	3.2	2.4	3.6	3.6
Avg. Stride Freq. [Hz]	2.3	2.4	2.3	2.4	2.3	2.1
Avg. Stride Length [m]	6.7	8.0	7.8	7.7	7.5	6.9



- [] Ranking at each section and finish
- .-.- No data available at this section
- NA No data available



Horse/Jockey Name	Show Me Mercy
Final Rank	11
Fastest Section Time (Section)	0:10.88 (1000m)
Top Speed [km/h] (Section)	68.8 (1000m)
Race State	Finished

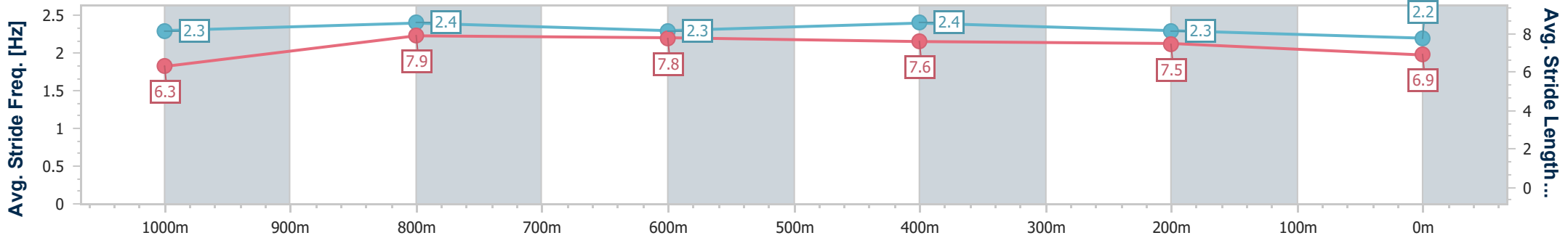
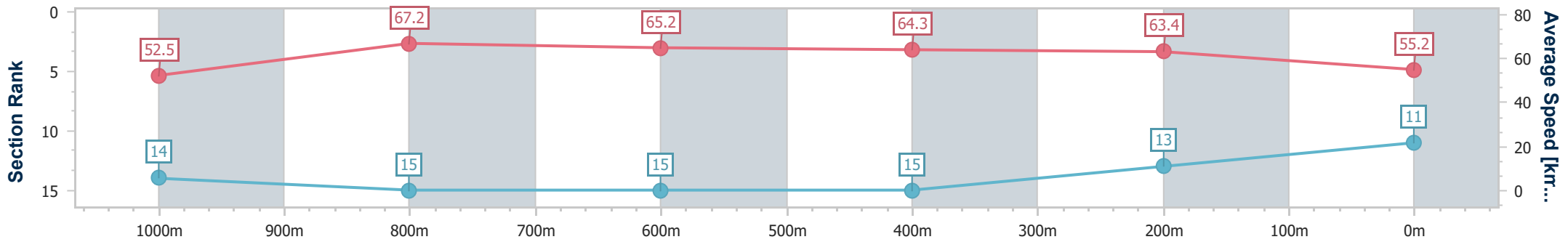


Eagle Farm QLD Professional
 Race 6: ASCOT GREEN QUEENSLAND DAY STAKES - 1200m
 08 June 2024 - 14:40
 Track Rating: Good 4, Weather: Fine, Rail Position: +2.5m Entire



BRISBANE
 RACING CLUB

Section	Overall	1000m	800m	600m	400m	200m
Section Times	1:11.46 [11] (0:13.79)	0:57.67 [14] (0:10.88)	0:46.79 [15] (0:11.11)	0:35.68 [15] (0:11.30)	0:24.38 [15] (0:11.38)	0:13.00 [13] (0:13.00)
Average Speed [km/h]	52.5	67.2	65.2	64.3	63.4	55.2
Top Speed [km/h]	66.6	68.8	67.4	66.2	66.1	59.0
Avg. Dist. to Rail [m]	9.1	3.4	1.6	1.7	3.2	2.0
Avg. Stride Freq. [Hz]	2.3	2.4	2.3	2.4	2.3	2.2
Avg. Stride Length [m]	6.3	7.9	7.8	7.6	7.5	6.9



- [] Ranking at each section and finish
- .-.- No data available at this section
- NA No data available



Horse/Jockey Name	Rose Noir
Final Rank	12
Fastest Section Time (Section)	0:10.46 (1000m)
Top Speed [km/h] (Section)	73.4 (1000m)
Race State	Finished

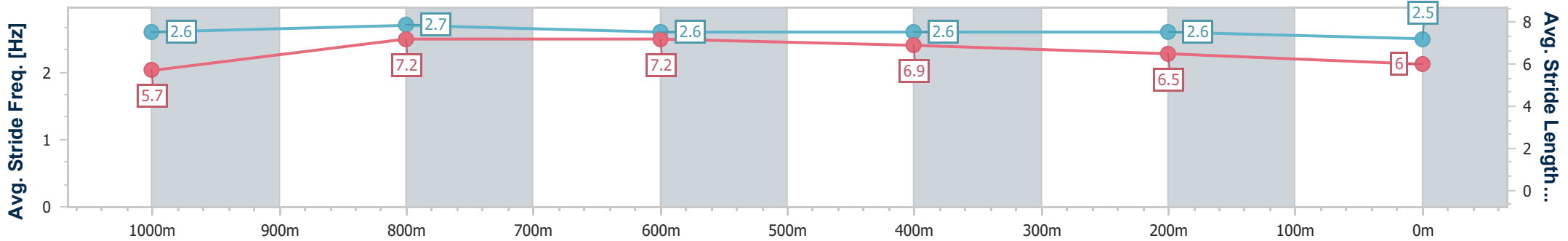
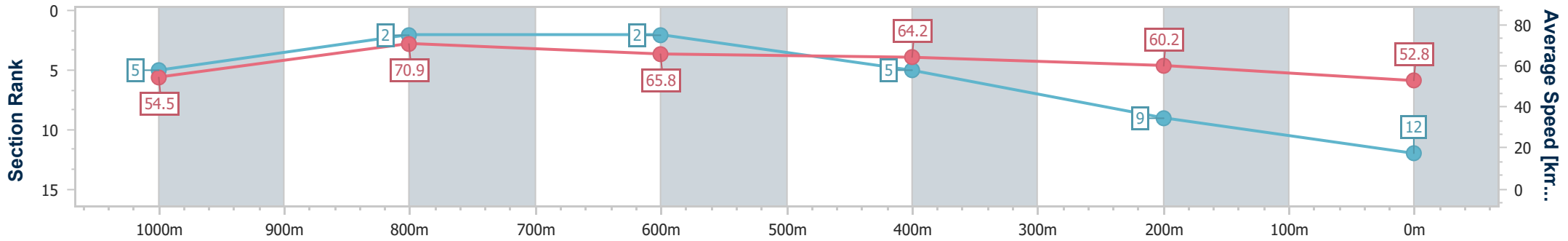


Eagle Farm QLD Professional
 Race 6: ASCOT GREEN QUEENSLAND DAY STAKES - 1200m
 08 June 2024 - 14:40
 Track Rating: Good 4, Weather: Fine, Rail Position: +2.5m Entire



BRISBANE
 RACING CLUB

Section	Overall	1000m	800m	600m	400m	200m
Section Times	1:11.91 [12] (0:13.23)	0:58.68 [5] (0:10.46)	0:48.22 [2] (0:11.15)	0:37.07 [2] (0:11.46)	0:25.61 [5] (0:11.98)	0:13.63 [9] (0:13.63)
Average Speed [km/h]	54.5	70.9	65.8	64.2	60.2	52.8
Top Speed [km/h]	73.3	73.4	67.7	66.0	63.8	56.6
Avg. Dist. to Rail [m]	13.7	5.7	4.2	4.6	7.2	8.2
Avg. Stride Freq. [Hz]	2.6	2.7	2.6	2.6	2.6	2.5
Avg. Stride Length [m]	5.7	7.2	7.2	6.9	6.5	6.0



- [] Ranking at each section and finish
- .-.- No data available at this section
- NA No data available



Horse/Jockey Name	Genzano
Final Rank	13
Fastest Section Time (Section)	0:10.76 (1000m)
Top Speed [km/h] (Section)	68.7 (1000m)
Race State	Finished

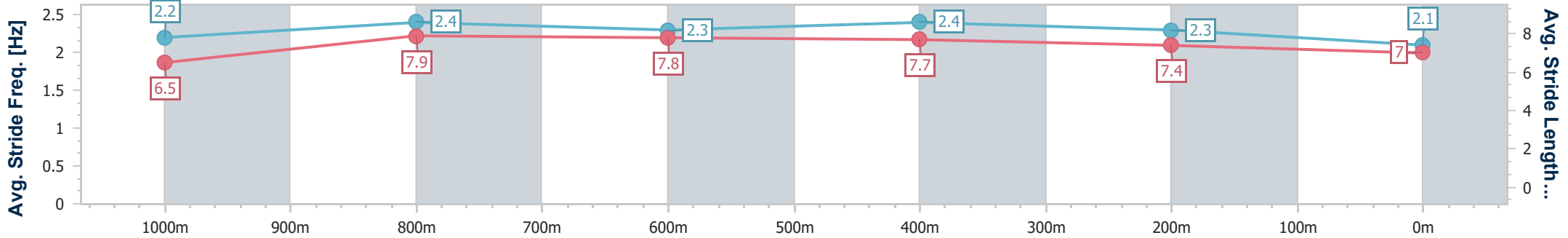
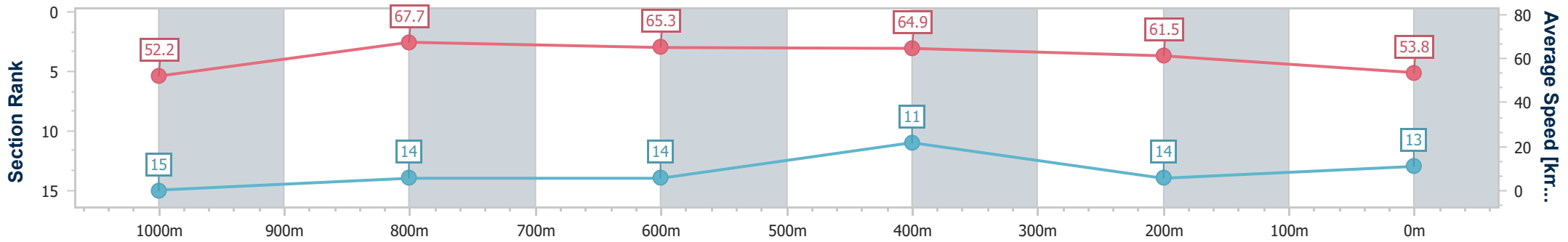


Eagle Farm QLD Professional
 Race 6: ASCOT GREEN QUEENSLAND DAY STAKES - 1200m
 08 June 2024 - 14:40
 Track Rating: Good 4, Weather: Fine, Rail Position: +2.5m Entire



BRISBANE
 RACING CLUB

Section	Overall	1000m	800m	600m	400m	200m
Section Times	1:11.98 [13] (0:13.84)	0:58.14 [15] (0:10.76)	0:47.38 [14] (0:11.12)	0:36.26 [14] (0:11.18)	0:25.08 [11] (0:11.70)	0:13.38 [14] (0:13.38)
Average Speed [km/h]	52.2	67.7	65.3	64.9	61.5	53.8
Top Speed [km/h]	68.1	68.7	67.5	66.2	64.1	58.2
Avg. Dist. to Rail [m]	5.2	2.5	2.2	1.5	3.4	1.0
Avg. Stride Freq. [Hz]	2.2	2.4	2.3	2.4	2.3	2.1
Avg. Stride Length [m]	6.5	7.9	7.8	7.7	7.4	7.0



- [] Ranking at each section and finish
- .-.- No data available at this section
- NA No data available



Horse/Jockey Name	Tiger Shark
Final Rank	14
Fastest Section Time (Section)	0:10.68 (1000m)
Top Speed [km/h] (Section)	70.1 (1000m)
Race State	Finished

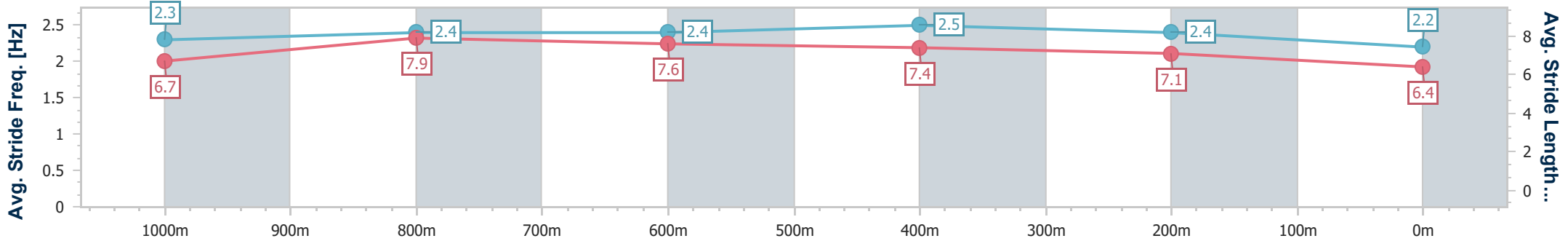
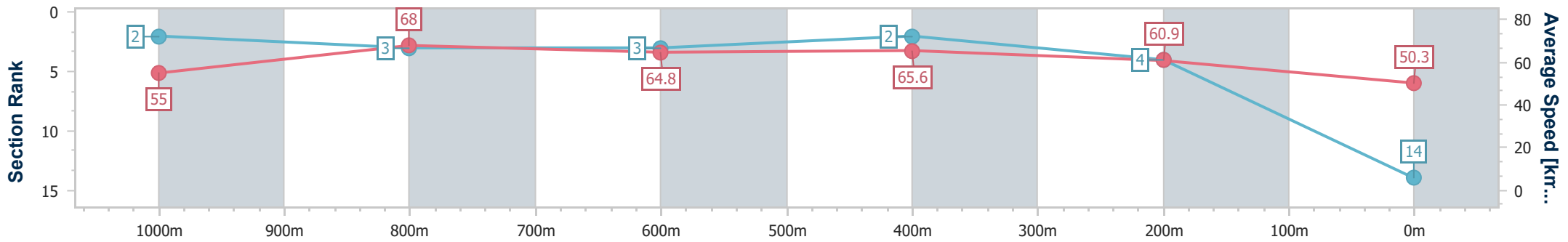


Eagle Farm QLD Professional
 Race 6: ASCOT GREEN QUEENSLAND DAY STAKES - 1200m
 08 June 2024 - 14:40
 Track Rating: Good 4, Weather: Fine, Rail Position: +2.5m Entire



BRISBANE
 RACING CLUB

Section	Overall	1000m	800m	600m	400m	200m
Section Times	1:12.06 [14] (0:13.11)	0:58.95 [2] (0:10.68)	0:48.27 [3] (0:11.11)	0:37.16 [3] (0:10.99)	0:26.17 [2] (0:11.84)	0:14.33 [4] (0:14.33)
Average Speed [km/h]	55.0	68.0	64.8	65.6	60.9	50.3
Top Speed [km/h]	69.9	70.1	66.4	66.7	65.7	55.4
Avg. Dist. to Rail [m]	4.2	1.7	0.3	1.0	4.6	4.1
Avg. Stride Freq. [Hz]	2.3	2.4	2.4	2.5	2.4	2.2
Avg. Stride Length [m]	6.7	7.9	7.6	7.4	7.1	6.4



- [] Ranking at each section and finish
- .-.- No data available at this section
- NA No data available



Horse/Jockey Name	Power Ballard
Final Rank	15
Fastest Section Time (Section)	0:10.70 (1000m)
Top Speed [km/h] (Section)	69.7 (Overall)
Race State	Finished



Eagle Farm QLD Professional

Race 6: ASCOT GREEN QUEENSLAND DAY STAKES - 1200m

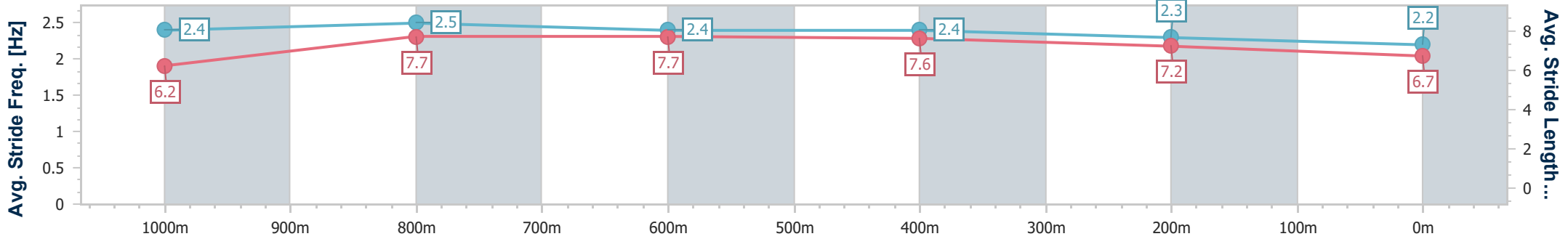
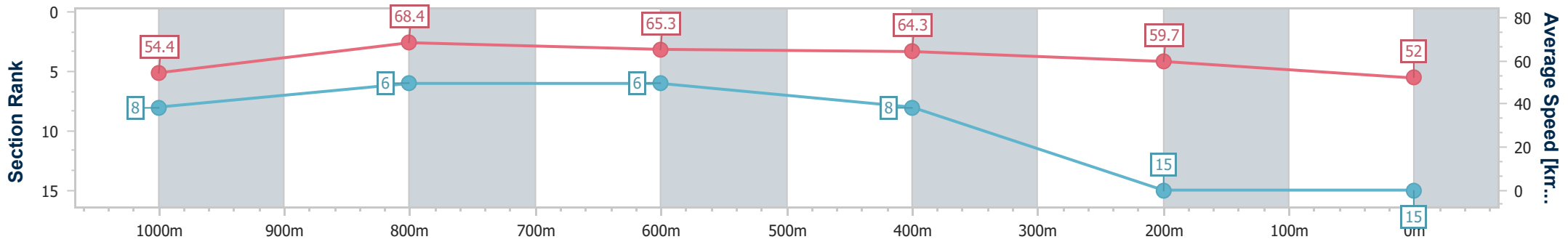
08 June 2024 - 14:40

Track Rating: Good 4, Weather: Fine, Rail Position: +2.5m Entire



BRISBANE RACING CLUB

Section	Overall	1000m	800m	600m	400m	200m
Section Times	1:12.55 [15] (0:13.34)	0:59.21 [8] (0:10.70)	0:48.51 [6] (0:11.19)	0:37.32 [6] (0:11.48)	0:25.84 [8] (0:12.05)	0:13.79 [15] (0:13.79)
Average Speed [km/h]	54.4	68.4	65.3	64.3	59.7	52.0
Top Speed [km/h]	69.7	69.6	68.2	65.5	62.2	55.3
Avg. Dist. to Rail [m]	11.4	3.6	3.2	4.7	9.0	8.4
Avg. Stride Freq. [Hz]	2.4	2.5	2.4	2.4	2.3	2.2
Avg. Stride Length [m]	6.2	7.7	7.7	7.6	7.2	6.7



- [] Ranking at each section and finish
- .-.- No data available at this section
- NA No data available



Eagle Farm QLD Professional

Race 7: MAGIC MILLIONS NATIONAL CLASSIC - 1600m

08 June 2024 - 15:14



BRISBANE
RACING CLUB

Track Rating: Good 4, Weather: Fine, Rail Position: +2.5m Entire

Section														
Field Times														
Overall	1400m	1200m	1000m	800m	600m	400m	Last 600m							
1:35.51 (0:13.62)	1:21.89 (0:10.76)	1:11.13 (0:11.00)	1:00.13 (0:11.80)	0:48.33 (0:12.11)	0:36.22 (0:11.74)	0:24.48 (0:11.83)	0:36.22							
Rank	TAB	Horse/Jockey	Barrier	Top Speed [km/h]	Fastest Section								Distance Travelled [m]	
1	1	LA CRIQUE James McDonald	7	67.6 1400m	0:10.92 1400m	1:35.51 [1] (0:14.02)	1:21.49 [9] (0:10.92)	1:10.57 [8] (0:11.45)	0:59.12 [8] (0:11.89)	0:47.23 [8] (0:11.91)	0:35.32 [9] (0:11.59)	0:23.73 [8] (0:11.37)	0:35.32	
2	2	FOXY FRIDA Blake Shinn	5	66.6 1400m	0:11.00 1400m	1:35.69 [2] (0:14.26)	1:21.43 [10] (0:11.00)	1:10.43 [10] (0:11.37)	0:59.06 [10] (0:11.70)	0:47.36 [9] (0:11.73)	0:35.63 [8] (0:11.67)	0:23.96 [7] (0:11.55)	0:35.63	-10
3	6	MARACANA Michael Dee	8	68.1 Overall	0:10.98 1400m	1:35.73 [3] (0:13.84)	1:21.89 [7] (0:10.98)	1:10.91 [7] (0:11.31)	0:59.60 [6] (0:11.89)	0:47.71 [6] (0:11.86)	0:35.85 [6] (0:11.66)	0:24.19 [6] (0:11.58)	0:35.85	-5
4	7	FALL FOR CINDY Jamie Kah	1	66.6 1400m	0:10.89 1400m	1:35.75 [4] (0:13.88)	1:21.87 [8] (0:10.89)	1:10.98 [6] (0:11.36)	0:59.62 [5] (0:11.80)	0:47.82 [5] (0:11.84)	0:35.98 [5] (0:11.66)	0:24.32 [5] (0:11.64)	0:35.98	-10
5	3	OSMOSE Adam Hyeronimus	9	67.6 Overall	0:11.21 1400m	1:35.77 [5] (0:13.81)	1:21.96 [6] (0:11.21)	1:10.75 [9] (0:11.43)	0:59.32 [9] (0:11.94)	0:47.38 [10] (0:11.85)	0:35.53 [10] (0:11.63)	0:23.90 [10] (0:11.53)	0:35.53	-2
6	4	THALASSOPHILE Nash Rawiller	13	65.6 1200m	0:11.17 1400m	1:35.78 [6] (0:14.63)	1:21.15 [11] (0:11.17)	1:09.98 [11] (0:11.25)	0:58.73 [11] (0:11.71)	0:47.02 [11] (0:11.59)	0:35.43 [11] (0:11.59)	0:23.84 [11] (0:11.50)	0:35.43	-6
7	5	ZOE'S PROMISE Andrew Mallyon	10	68.9 1400m	0:10.70 1400m	1:35.89 [7] (0:13.71)	1:22.18 [5] (0:10.70)	1:11.48 [2] (0:10.97)	1:00.51 [1] (0:11.80)	0:48.71 [1] (0:12.11)	0:36.60 [1] (0:11.78)	0:24.82 [2] (0:11.79)	0:36.60	-9
8	12	KONASANA Tommy Berry	6	68.9 1400m	0:10.80 1400m	1:35.90 [8] (0:13.66)	1:22.24 [2] (0:10.80)	1:11.44 [3] (0:11.48)	0:59.96 [4] (0:11.83)	0:48.13 [4] (0:11.93)	0:36.20 [4] (0:11.59)	0:24.61 [3] (0:11.69)	0:36.20	-8
9	13	MIRAVAL ROSE Craig Williams	11	68.0 1400m	0:10.76 1400m	1:35.99 [9] (0:13.62)	1:22.37 [1] (0:10.76)	1:11.61 [1] (0:11.15)	1:00.46 [2] (0:11.89)	0:48.57 [2] (0:11.99)	0:36.58 [2] (0:11.62)	0:24.96 [1] (0:11.83)	0:36.58	-6
10	9	ARTS OBJECT Zac Lloyd	2	67.0 1400m	0:10.84 1400m	1:36.75 [10] (0:13.69)	1:23.06 [3] (0:10.84)	1:12.22 [4] (0:11.30)	1:00.92 [3] (0:11.81)	0:49.11 [3] (0:11.91)	0:37.20 [3] (0:11.76)	0:25.44 [4] (0:12.00)	0:37.20	-10

Scratched: Princess Rhaenys (#8), Sunset Soiree (#10)

[] Ranking at each section and finish
 -:-:- No data available at this section
 NA No data available

SCN Saddle cloth number
 DNF Did not finish
 DNT Did not track



Eagle Farm QLD Professional

Race 7: MAGIC MILLIONS NATIONAL CLASSIC - 1600m

08 June 2024 - 15:14



BRISBANE
RACING CLUB

Track Rating: Good 4, Weather: Fine, Rail Position: +2.5m Entire

Section	Overall	1400m	1200m	1000m	800m	600m	400m	Last 600m
Field Times	1:35.51 (0:13.62)	1:21.89 (0:10.76)	1:11.13 (0:11.00)	1:00.13 (0:11.80)	0:48.33 (0:12.11)	0:36.22 (0:11.74)	0:24.48 (0:11.83)	0:36.22

Rank	TAB	Horse/Jockey	Barrier	Top Speed [km/h]	Fastest Section								Distance Travelled [m]	
11	11	QUEENMAKER	4	67.6	0:10.89	1:37.29 [11]	1:23.59 [4]	1:12.70 [5]	1:01.09 [7]	0:49.18 [7]	0:37.34 [7]	0:25.50 [9]	0:37.34	-10
		James Orman		1400m	1400m	(0:13.70)	(0:10.89)	(0:11.61)	(0:11.91)	(0:11.84)	(0:11.84)	(0:12.08)		

Scratched: Princess Rhaenys (#8), Sunset Soiree (#10)

[] Ranking at each section and finish
 -:-:- No data available at this section
 NA No data available

SCN Saddle cloth number
 DNF Did not finish
 DNT Did not track



Eagle Farm QLD Professional

Race 7: MAGIC MILLIONS NATIONAL CLASSIC - 1600m

08 June 2024 - 15:14



BRISBANE
RACING CLUB

Track Rating: Good 4, Weather: Fine, Rail Position: +2.5m Entire

Section				200m				Last 600m		
Field Times				0:12.65 (0:12.65)				0:36.22		
Rank	TAB	Horse/Jockey	Barrier	Top Speed [km/h]	Fastest Section	Margin			Distance Travelled [m]	
1	1	LA CRIQUE James McDonald	7	67.6 1400m	0:10.92 1400m	0:12.36 [6] (0:12.36)	1:35.51		0:35.32	
2	2	FOXY FRIDA Blake Shinn	5	66.6 1400m	0:11.00 1400m	0:12.41 [7] (0:12.41)	1.1L		0:35.63	-10
3	6	MARACANA Michael Dee	8	68.1 Overall	0:10.98 1400m	0:12.61 [5] (0:12.61)	1.3L		0:35.85	-5
4	7	FALL FOR CINDY Jamie Kah	1	66.6 1400m	0:10.89 1400m	0:12.68 [4] (0:12.68)	1.43L		0:35.98	-10
5	3	OSMOSE Adam Hyeronimus	9	67.6 Overall	0:11.21 1400m	0:12.37 [9] (0:12.37)	1.57L		0:35.53	-2
6	4	THALASSOPHILE Nash Rawiller	13	65.6 1200m	0:11.17 1400m	0:12.34 [10] (0:12.34)	1.61L		0:35.43	-6
7	5	ZOE'S PROMISE Andrew Mallyon	10	68.9 1400m	0:10.70 1400m	0:13.03 [2] (0:13.03)	2.26L		0:36.60	-9
8	12	KONASANA Tommy Berry	6	68.9 1400m	0:10.80 1400m	0:12.92 [3] (0:12.92)	2.34L		0:36.20	-8
9	13	MIRAVAL ROSE Craig Williams	11	68.0 1400m	0:10.76 1400m	0:13.13 [1] (0:13.13)	2.84L		0:36.58	-6
10	9	ARTS OBJECT Zac Lloyd	2	67.0 1400m	0:10.84 1400m	0:13.44 [8] (0:13.44)	7.35L		0:37.20	-10

Scratched: Princess Rhaenys (#8), Sunset Soiree (#10)

Report Created: Sat 8 June 2024 15:29 GMT+10 (Note: Timing is based on position data)

Page 3/15

[] Ranking at each section and finish
 -:-:- No data available at this section
 NA No data available

SCN Saddle cloth number
 DNF Did not finish
 DNT Did not track

data processed by  TRIPLESDATA



Eagle Farm QLD Professional

Race 7: MAGIC MILLIONS NATIONAL CLASSIC - 1600m

08 June 2024 - 15:14



BRISBANE
RACING CLUB

Track Rating: Good 4, Weather: Fine, Rail Position: +2.5m Entire

Section				200m				Last 600m	
Field Times				0:12.65 (0:12.65)				0:36.22	
Rank	TAB Horse/Jockey	Barrier	Top Speed [km/h]	Fastest Section	Margin				Distance Travelled [m]
11	11 QUEENMAKER	4	67.6	0:10.89	0:13.42 [11]	10.48L			0:37.34
	James Orman		1400m	1400m	(0:13.42)				-10

Scratched: Princess Rhaenys (#8), Sunset Soiree (#10)



Horse/Jockey Name	La Crique
Final Rank	1
Fastest Section Time (Section)	0:10.92 (1400m)
Top Speed [km/h] (Section)	67.6 (1400m)
Race State	Finished



Eagle Farm QLD Professional

Race 7: MAGIC MILLIONS NATIONAL CLASSIC - 1600m

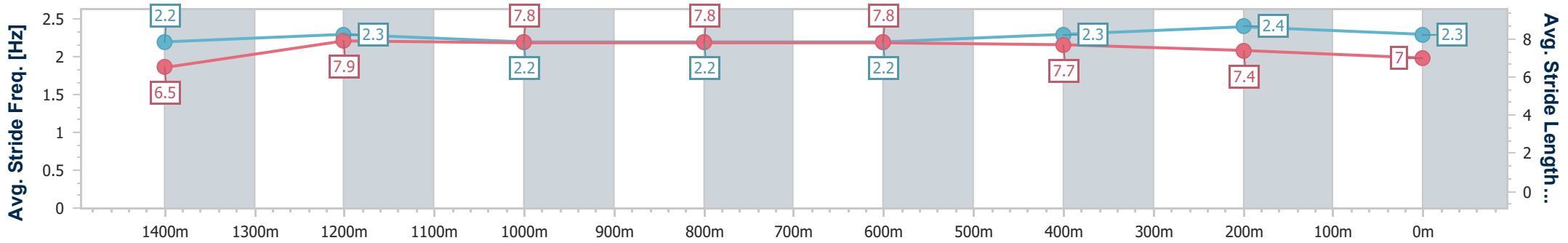
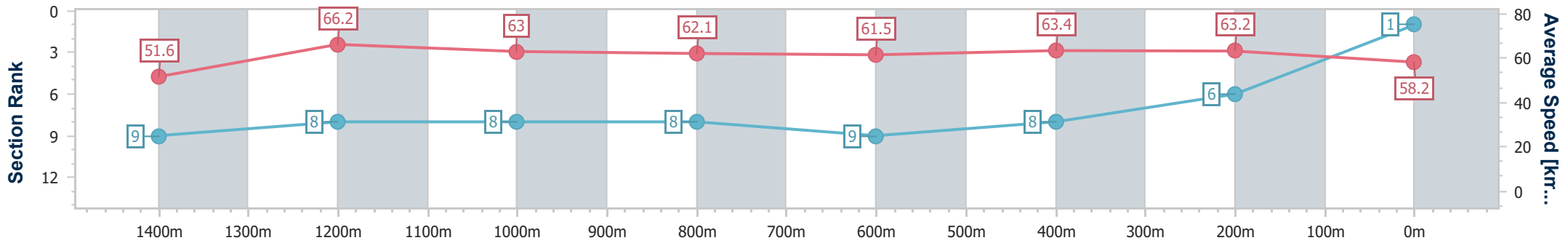
08 June 2024 - 15:14

Track Rating: Good 4, Weather: Fine, Rail Position: +2.5m Entire



BRISBANE RACING CLUB

Section	Overall	1400m	1200m	1000m	800m	600m	400m	200m
Section Times	1:35.51 [1] (0:14.02)	1:21.49 [9] (0:10.92)	1:10.57 [8] (0:11.45)	0:59.12 [8] (0:11.89)	0:47.23 [8] (0:11.91)	0:35.32 [9] (0:11.59)	0:23.73 [8] (0:11.37)	0:12.36 [6] (0:12.36)
Average Speed [km/h]	51.6	66.2	63.0	62.1	61.5	63.4	63.2	58.2
Top Speed [km/h]	66.3	67.6	64.8	62.5	62.5	64.8	64.6	61.3
Avg. Dist. to Rail [m]	8.4	3.4	4.2	4.8	3.8	4.4	11.8	13.8
Avg. Stride Freq. [Hz]	2.2	2.3	2.2	2.2	2.2	2.3	2.4	2.3
Avg. Stride Length [m]	6.5	7.9	7.8	7.8	7.8	7.7	7.4	7.0



- [] Ranking at each section and finish
- .-.- No data available at this section
- NA No data available



Horse/Jockey Name	Foxy Frida
Final Rank	2
Fastest Section Time (Section)	0:11.00 (1400m)
Top Speed [km/h] (Section)	66.6 (1400m)
Race State	Finished



Eagle Farm QLD Professional

Race 7: MAGIC MILLIONS NATIONAL CLASSIC - 1600m

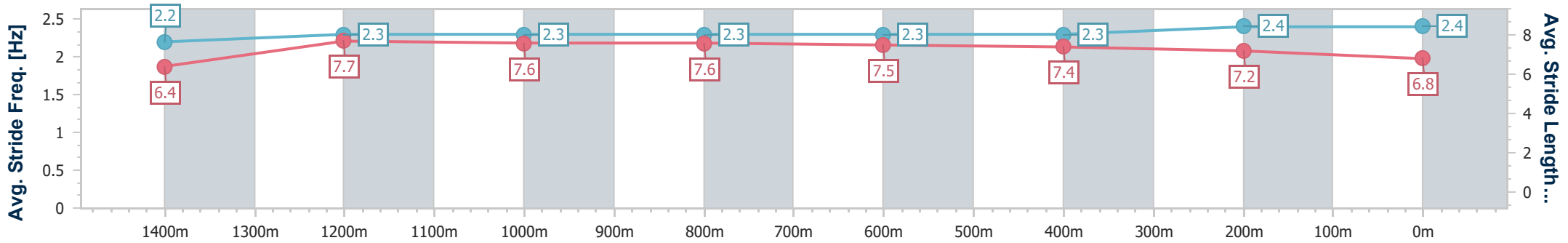
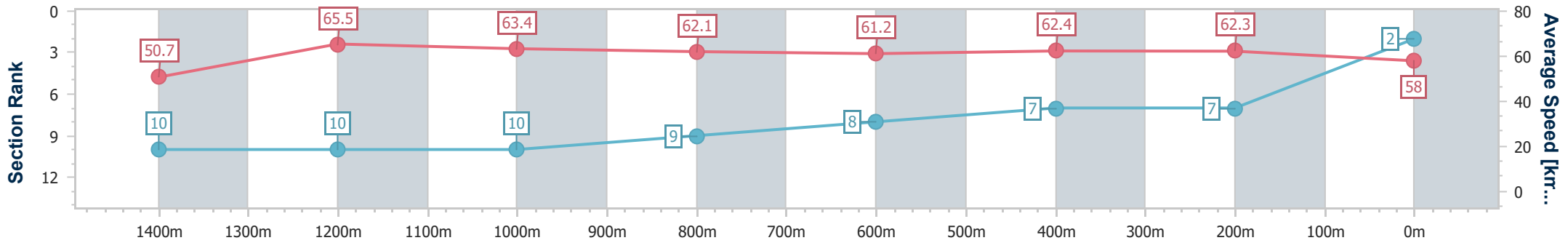
08 June 2024 - 15:14

Track Rating: Good 4, Weather: Fine, Rail Position: +2.5m Entire



BRISBANE RACING CLUB

Section	Overall	1400m	1200m	1000m	800m	600m	400m	200m
Section Times	1:35.69 [2] (0:14.26)	1:21.43 [10] (0:11.00)	1:10.43 [10] (0:11.37)	0:59.06 [10] (0:11.70)	0:47.36 [9] (0:11.73)	0:35.63 [8] (0:11.67)	0:23.96 [7] (0:11.55)	0:12.41 [7] (0:12.41)
Average Speed [km/h]	50.7	65.5	63.4	62.1	61.2	62.4	62.3	58.0
Top Speed [km/h]	64.5	66.6	64.8	62.5	62.6	64.0	63.9	60.8
Avg. Dist. to Rail [m]	7.0	2.2	2.6	1.3	0.3	2.5	9.7	12.6
Avg. Stride Freq. [Hz]	2.2	2.3	2.3	2.3	2.3	2.3	2.4	2.4
Avg. Stride Length [m]	6.4	7.7	7.6	7.6	7.5	7.4	7.2	6.8



- [] Ranking at each section and finish
- .-.- No data available at this section
- NA No data available



Horse/Jockey Name	Maracana
Final Rank	3
Fastest Section Time (Section)	0:10.98 (1400m)
Top Speed [km/h] (Section)	68.1 (Overall)
Race State	Finished



Eagle Farm QLD Professional

Race 7: MAGIC MILLIONS NATIONAL CLASSIC - 1600m

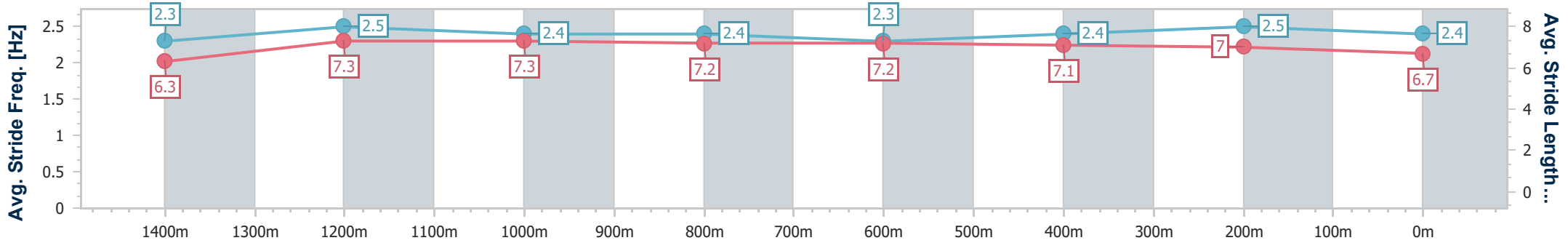
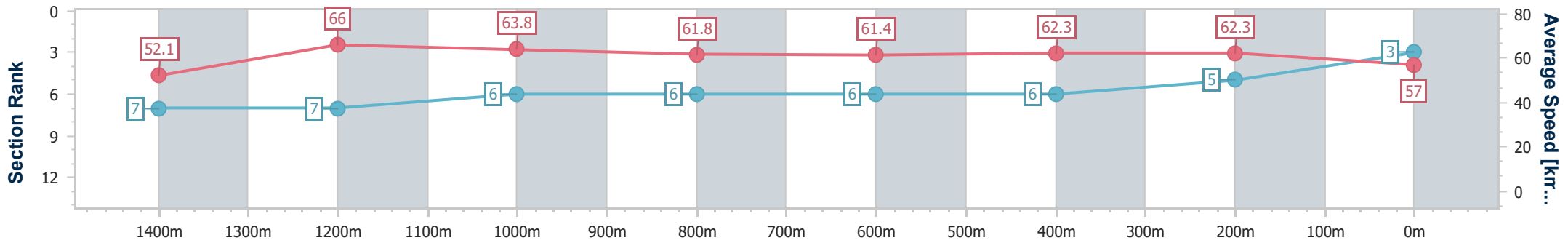
08 June 2024 - 15:14

Track Rating: Good 4, Weather: Fine, Rail Position: +2.5m Entire



BRISBANE RACING CLUB

Section	Overall	1400m	1200m	1000m	800m	600m	400m	200m
Section Times	1:35.73 [3] (0:13.84)	1:21.89 [7] (0:10.98)	1:10.91 [7] (0:11.31)	0:59.60 [6] (0:11.89)	0:47.71 [6] (0:11.86)	0:35.85 [6] (0:11.66)	0:24.19 [6] (0:11.58)	0:12.61 [5] (0:12.61)
Average Speed [km/h]	52.1	66.0	63.8	61.8	61.4	62.3	62.3	57.0
Top Speed [km/h]	68.1	68.0	66.3	63.8	62.6	63.7	64.2	59.5
Avg. Dist. to Rail [m]	10.2	5.2	4.7	4.3	2.5	1.9	7.8	9.5
Avg. Stride Freq. [Hz]	2.3	2.5	2.4	2.4	2.3	2.4	2.5	2.4
Avg. Stride Length [m]	6.3	7.3	7.3	7.2	7.2	7.1	7.0	6.7



- [] Ranking at each section and finish
- .-.- No data available at this section
- NA No data available



Horse/Jockey Name	Fall For Cindy
Final Rank	4
Fastest Section Time (Section)	0:10.89 (1400m)
Top Speed [km/h] (Section)	66.6 (1400m)
Race State	Finished



Eagle Farm QLD Professional

Race 7: MAGIC MILLIONS NATIONAL CLASSIC - 1600m

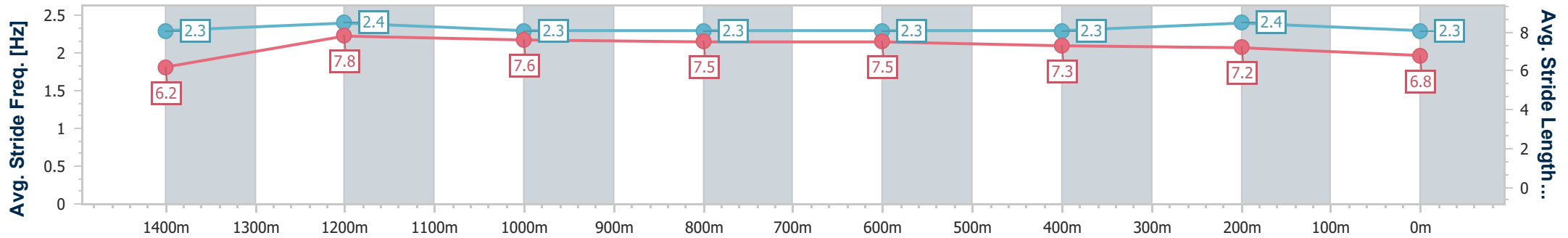
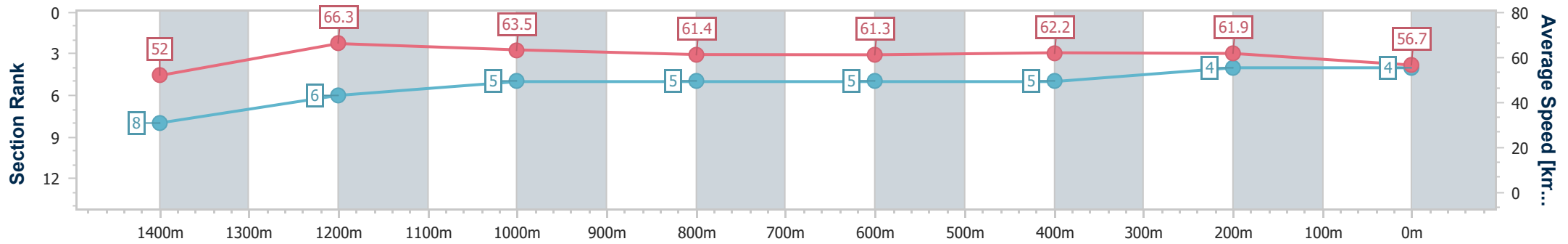
08 June 2024 - 15:14

Track Rating: Good 4, Weather: Fine, Rail Position: +2.5m Entire



BRISBANE RACING CLUB

Section	Overall	1400m	1200m	1000m	800m	600m	400m	200m
Section Times	1:35.75 [4] (0:13.88)	1:21.87 [8] (0:10.89)	1:10.98 [6] (0:11.36)	0:59.62 [5] (0:11.80)	0:47.82 [5] (0:11.84)	0:35.98 [5] (0:11.66)	0:24.32 [5] (0:11.64)	0:12.68 [4] (0:12.68)
Average Speed [km/h]	52.0	66.3	63.5	61.4	61.3	62.2	61.9	56.7
Top Speed [km/h]	65.0	66.6	64.3	62.1	62.2	63.7	63.9	58.9
Avg. Dist. to Rail [m]	4.4	1.6	1.9	2.0	1.3	1.3	4.5	4.6
Avg. Stride Freq. [Hz]	2.3	2.4	2.3	2.3	2.3	2.3	2.4	2.3
Avg. Stride Length [m]	6.2	7.8	7.6	7.5	7.5	7.3	7.2	6.8



- [] Ranking at each section and finish
- .-.- No data available at this section
- NA No data available



Horse/Jockey Name	Osmose
Final Rank	5
Fastest Section Time (Section)	0:11.21 (1400m)
Top Speed [km/h] (Section)	67.6 (Overall)
Race State	Finished



Eagle Farm QLD Professional

Race 7: MAGIC MILLIONS NATIONAL CLASSIC - 1600m

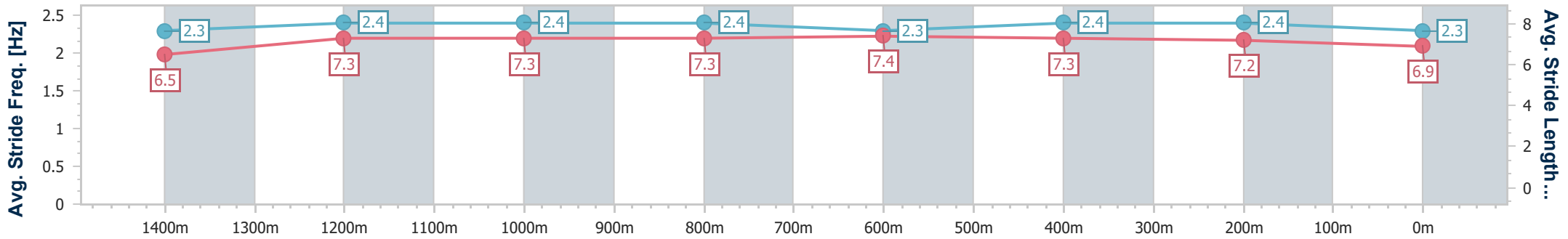
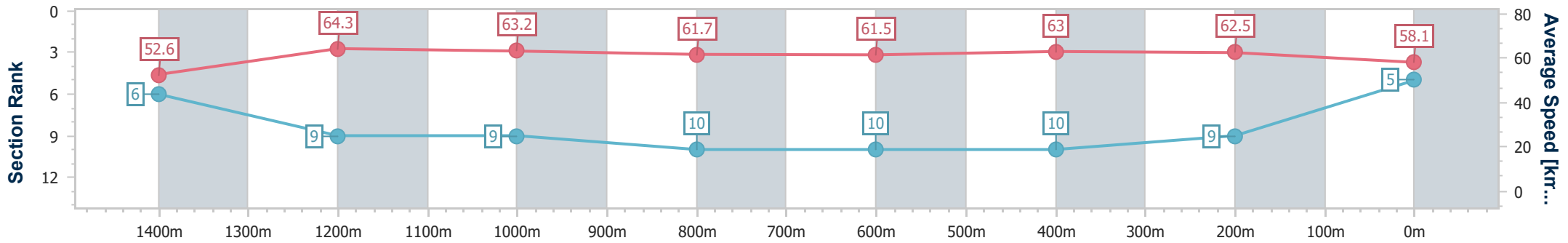
08 June 2024 - 15:14

Track Rating: Good 4, Weather: Fine, Rail Position: +2.5m Entire



BRISBANE RACING CLUB

Section	Overall	1400m	1200m	1000m	800m	600m	400m	200m
Section Times	1:35.77 [5] (0:13.81)	1:21.96 [6] (0:11.21)	1:10.75 [9] (0:11.43)	0:59.32 [9] (0:11.94)	0:47.38 [10] (0:11.85)	0:35.53 [10] (0:11.63)	0:23.90 [10] (0:11.53)	0:12.37 [9] (0:12.37)
Average Speed [km/h]	52.6	64.3	63.2	61.7	61.5	63.0	62.5	58.1
Top Speed [km/h]	67.6	67.5	64.9	62.8	62.8	64.1	64.4	61.1
Avg. Dist. to Rail [m]	11.1	6.4	5.7	4.8	2.1	3.6	9.9	12.7
Avg. Stride Freq. [Hz]	2.3	2.4	2.4	2.4	2.3	2.4	2.4	2.3
Avg. Stride Length [m]	6.5	7.3	7.3	7.3	7.4	7.3	7.2	6.9



- [] Ranking at each section and finish
- .-.- No data available at this section
- NA No data available



Horse/Jockey Name	Thalassophile
Final Rank	6
Fastest Section Time (Section)	0:11.17 (1400m)
Top Speed [km/h] (Section)	65.6 (1200m)
Race State	Finished



Eagle Farm QLD Professional

Race 7: MAGIC MILLIONS NATIONAL CLASSIC - 1600m

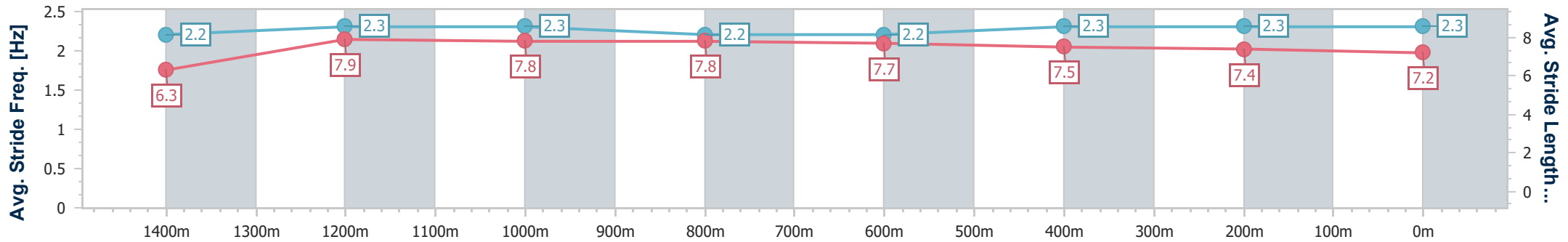
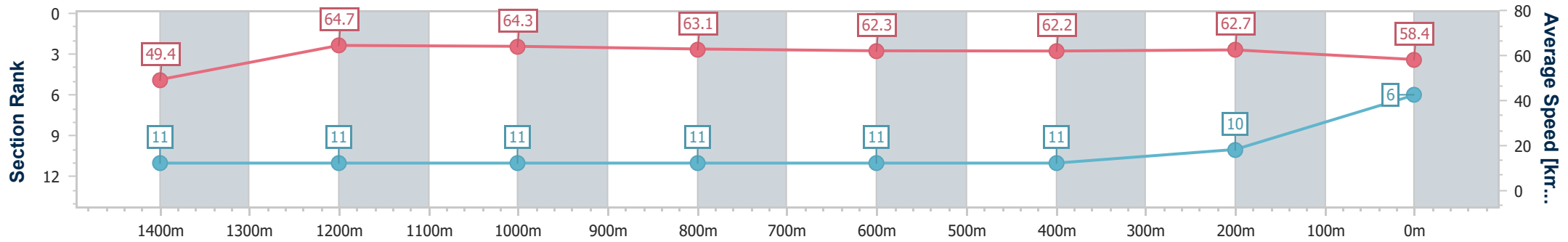
08 June 2024 - 15:14

Track Rating: Good 4, Weather: Fine, Rail Position: +2.5m Entire



BRISBANE RACING CLUB

Section	Overall	1400m	1200m	1000m	800m	600m	400m	200m
Section Times	1:35.78 [6] (0:14.63)	1:21.15 [11] (0:11.17)	1:09.98 [11] (0:11.25)	0:58.73 [11] (0:11.71)	0:47.02 [11] (0:11.59)	0:35.43 [11] (0:11.59)	0:23.84 [11] (0:11.50)	0:12.34 [10] (0:12.34)
Average Speed [km/h]	49.4	64.7	64.3	63.1	62.3	62.2	62.7	58.4
Top Speed [km/h]	64.6	65.5	65.6	63.4	63.5	63.7	64.0	60.5
Avg. Dist. to Rail [m]	9.6	4.7	6.4	4.5	1.6	0.8	2.8	1.2
Avg. Stride Freq. [Hz]	2.2	2.3	2.3	2.2	2.2	2.3	2.3	2.3
Avg. Stride Length [m]	6.3	7.9	7.8	7.8	7.7	7.5	7.4	7.2



- [] Ranking at each section and finish
- .-.- No data available at this section
- NA No data available



Horse/Jockey Name	Zoe's Promise
Final Rank	7
Fastest Section Time (Section)	0:10.70 (1400m)
Top Speed [km/h] (Section)	68.9 (1400m)
Race State	Finished



Eagle Farm QLD Professional

Race 7: MAGIC MILLIONS NATIONAL CLASSIC - 1600m

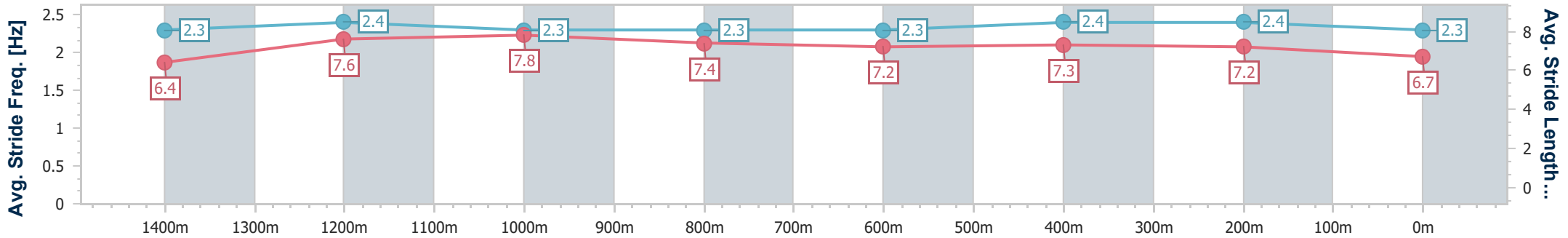
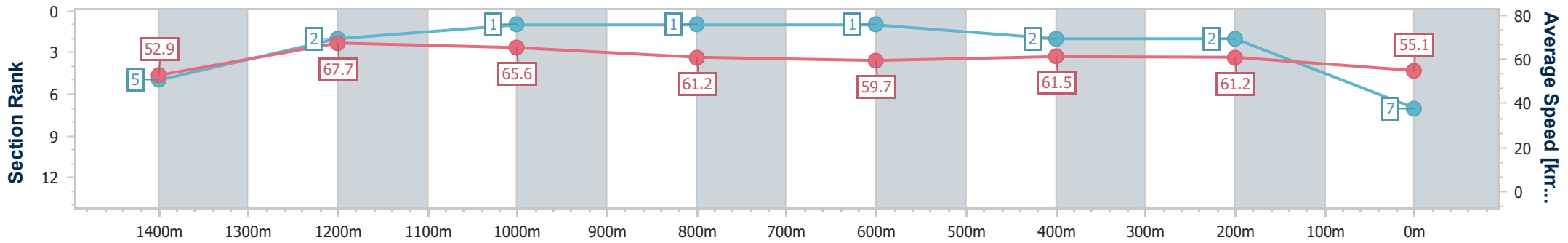
08 June 2024 - 15:14

Track Rating: Good 4, Weather: Fine, Rail Position: +2.5m Entire



BRISBANE RACING CLUB

Section	Overall	1400m	1200m	1000m	800m	600m	400m	200m
Section Times	1:35.89 [7] (0:13.71)	1:22.18 [5] (0:10.70)	1:11.48 [2] (0:10.97)	1:00.51 [1] (0:11.80)	0:48.71 [1] (0:12.11)	0:36.60 [1] (0:11.78)	0:24.82 [2] (0:11.79)	0:13.03 [2] (0:13.03)
Average Speed [km/h]	52.9	67.7	65.6	61.2	59.7	61.5	61.2	55.1
Top Speed [km/h]	67.9	68.9	67.1	63.1	61.7	62.8	63.3	58.5
Avg. Dist. to Rail [m]	12.2	7.3	3.3	1.3	0.4	1.7	6.1	6.9
Avg. Stride Freq. [Hz]	2.3	2.4	2.3	2.3	2.3	2.4	2.4	2.3
Avg. Stride Length [m]	6.4	7.6	7.8	7.4	7.2	7.3	7.2	6.7



- [] Ranking at each section and finish
- .-.- No data available at this section
- NA No data available



Horse/Jockey Name	Konasana
Final Rank	8
Fastest Section Time (Section)	0:10.80 (1400m)
Top Speed [km/h] (Section)	68.9 (1400m)
Race State	Finished



Eagle Farm QLD Professional

Race 7: MAGIC MILLIONS NATIONAL CLASSIC - 1600m

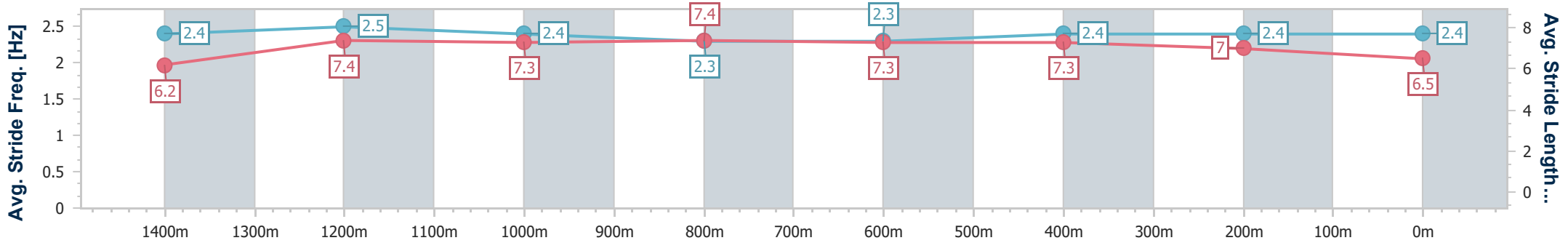
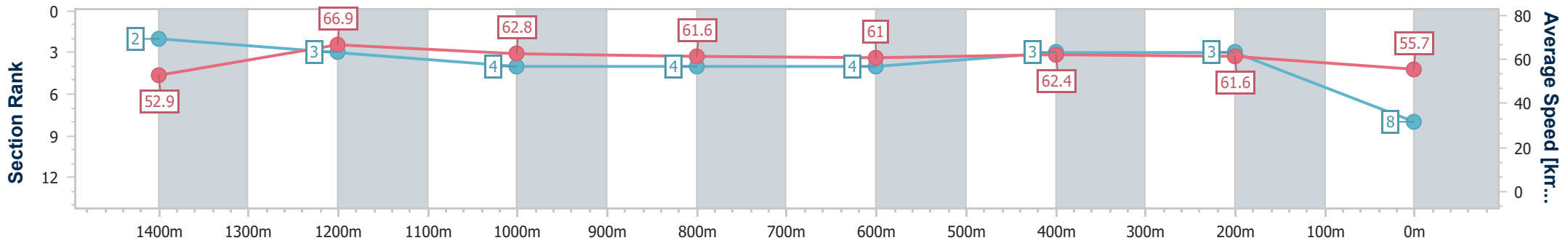
08 June 2024 - 15:14

Track Rating: Good 4, Weather: Fine, Rail Position: +2.5m Entire



BRISBANE RACING CLUB

Section	Overall	1400m	1200m	1000m	800m	600m	400m	200m
Section Times	1:35.90 [8] (0:13.66)	1:22.24 [2] (0:10.80)	1:11.44 [3] (0:11.48)	0:59.96 [4] (0:11.83)	0:48.13 [4] (0:11.93)	0:36.20 [4] (0:11.59)	0:24.61 [3] (0:11.69)	0:12.92 [3] (0:12.92)
Average Speed [km/h]	52.9	66.9	62.8	61.6	61.0	62.4	61.6	55.7
Top Speed [km/h]	68.7	68.9	64.6	62.5	62.3	63.7	63.5	58.7
Avg. Dist. to Rail [m]	8.5	3.5	3.4	3.0	1.4	1.6	7.1	9.1
Avg. Stride Freq. [Hz]	2.4	2.5	2.4	2.3	2.3	2.4	2.4	2.4
Avg. Stride Length [m]	6.2	7.4	7.3	7.4	7.3	7.3	7.0	6.5



- [] Ranking at each section and finish
- .-.- No data available at this section
- NA No data available



Horse/Jockey Name	Miraval Rose
Final Rank	9
Fastest Section Time (Section)	0:10.76 (1400m)
Top Speed [km/h] (Section)	68.0 (1400m)
Race State	Finished



Eagle Farm QLD Professional

Race 7: MAGIC MILLIONS NATIONAL CLASSIC - 1600m

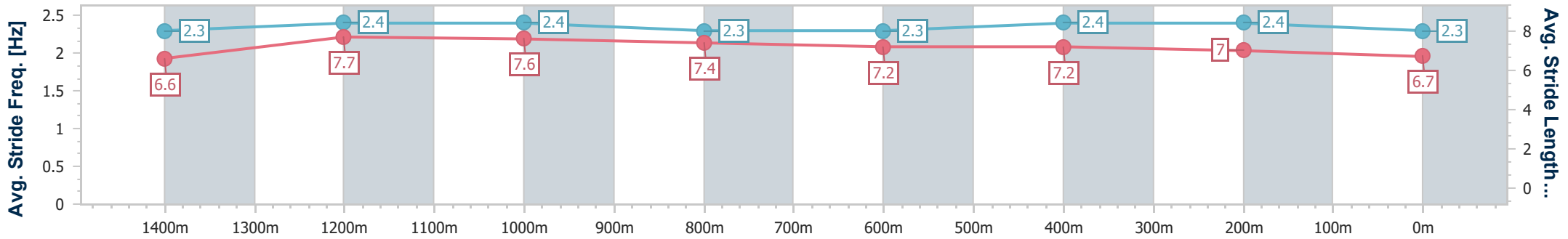
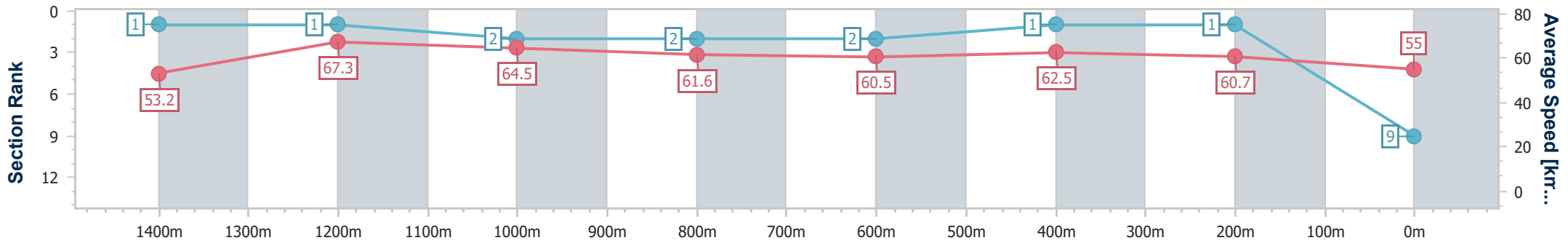
08 June 2024 - 15:14

Track Rating: Good 4, Weather: Fine, Rail Position: +2.5m Entire



BRISBANE RACING CLUB

Section	Overall	1400m	1200m	1000m	800m	600m	400m	200m
Section Times	1:35.99 [9] (0:13.62)	1:22.37 [1] (0:10.76)	1:11.61 [1] (0:11.15)	1:00.46 [2] (0:11.89)	0:48.57 [2] (0:11.99)	0:36.58 [2] (0:11.62)	0:24.96 [1] (0:11.83)	0:13.13 [1] (0:13.13)
Average Speed [km/h]	53.2	67.3	64.5	61.6	60.5	62.5	60.7	55.0
Top Speed [km/h]	66.7	68.0	66.3	62.1	60.9	62.9	62.5	57.7
Avg. Dist. to Rail [m]	12.8	6.9	4.4	2.9	2.1	1.9	6.6	7.9
Avg. Stride Freq. [Hz]	2.3	2.4	2.4	2.3	2.3	2.4	2.4	2.3
Avg. Stride Length [m]	6.6	7.7	7.6	7.4	7.2	7.2	7.0	6.7



- [] Ranking at each section and finish
- .-.- No data available at this section
- NA No data available



Horse/Jockey Name	Arts Object
Final Rank	10
Fastest Section Time (Section)	0:10.84 (1400m)
Top Speed [km/h] (Section)	67.0 (1400m)
Race State	Finished



Eagle Farm QLD Professional

Race 7: MAGIC MILLIONS NATIONAL CLASSIC - 1600m

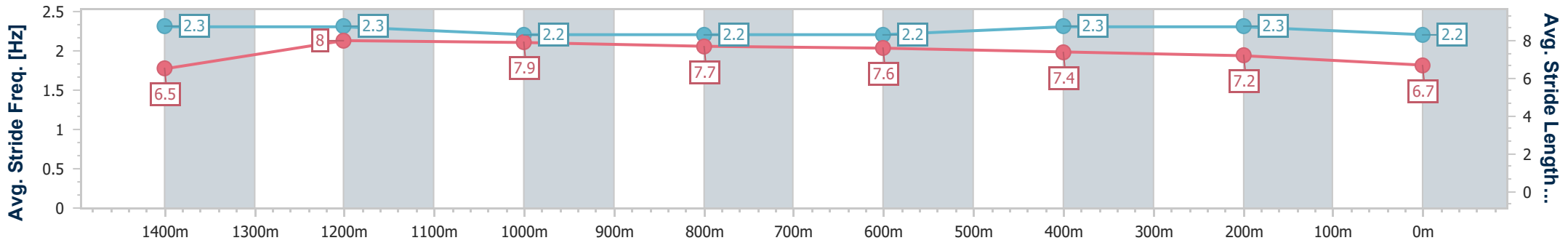
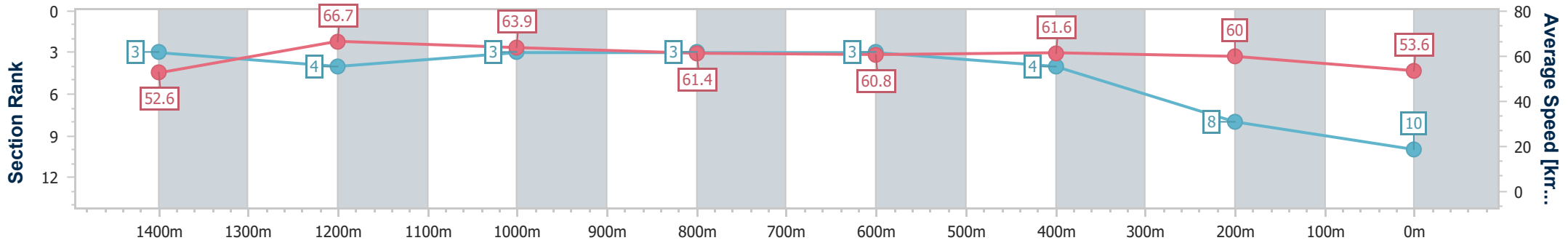
08 June 2024 - 15:14

Track Rating: Good 4, Weather: Fine, Rail Position: +2.5m Entire



BRISBANE RACING CLUB

Section	Overall	1400m	1200m	1000m	800m	600m	400m	200m
Section Times	1:36.75 [10] (0:13.69)	1:23.06 [3] (0:10.84)	1:12.22 [4] (0:11.30)	1:00.92 [3] (0:11.81)	0:49.11 [3] (0:11.91)	0:37.20 [3] (0:11.76)	0:25.44 [4] (0:12.00)	0:13.44 [8] (0:13.44)
Average Speed [km/h]	52.6	66.7	63.9	61.4	60.8	61.6	60.0	53.6
Top Speed [km/h]	67.0	67.0	64.8	62.3	61.7	62.1	62.1	57.0
Avg. Dist. to Rail [m]	5.3	1.3	2.3	2.2	0.8	1.3	6.5	5.6
Avg. Stride Freq. [Hz]	2.3	2.3	2.2	2.2	2.2	2.3	2.3	2.2
Avg. Stride Length [m]	6.5	8.0	7.9	7.7	7.6	7.4	7.2	6.7



- [] Ranking at each section and finish
- .-.- No data available at this section
- NA No data available



Horse/Jockey Name	Queenmaker
Final Rank	11
Fastest Section Time (Section)	0:10.89 (1400m)
Top Speed [km/h] (Section)	67.6 (1400m)
Race State	Finished



Eagle Farm QLD Professional

Race 7: MAGIC MILLIONS NATIONAL CLASSIC - 1600m

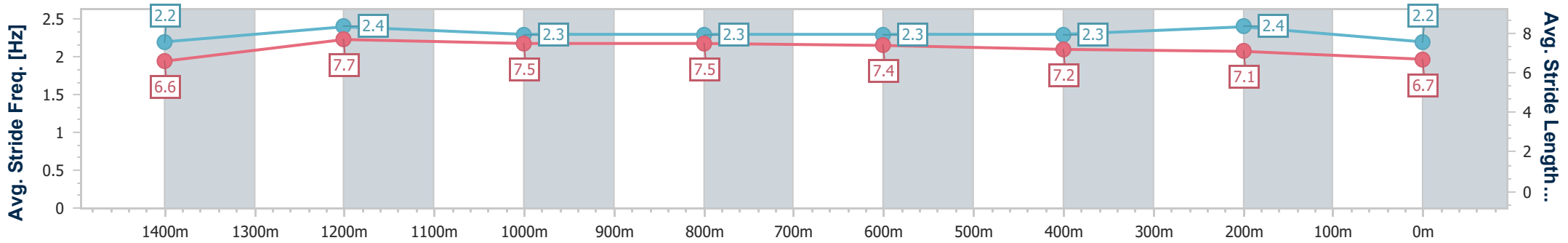
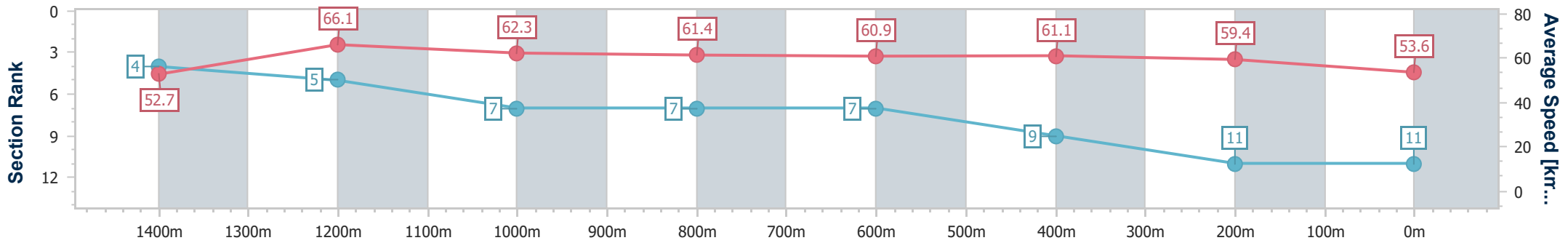
08 June 2024 - 15:14

Track Rating: Good 4, Weather: Fine, Rail Position: +2.5m Entire



BRISBANE RACING CLUB

Section	Overall	1400m	1200m	1000m	800m	600m	400m	200m
Section Times	1:37.29 [11] (0:13.70)	1:23.59 [4] (0:10.89)	1:12.70 [5] (0:11.61)	1:01.09 [7] (0:11.91)	0:49.18 [7] (0:11.84)	0:37.34 [7] (0:11.84)	0:25.50 [9] (0:12.08)	0:13.42 [11] (0:13.42)
Average Speed [km/h]	52.7	66.1	62.3	61.4	60.9	61.1	59.4	53.6
Top Speed [km/h]	67.1	67.6	64.5	61.9	62.0	61.7	61.5	57.3
Avg. Dist. to Rail [m]	6.4	2.5	3.3	2.9	0.9	0.6	4.8	6.1
Avg. Stride Freq. [Hz]	2.2	2.4	2.3	2.3	2.3	2.3	2.4	2.2
Avg. Stride Length [m]	6.6	7.7	7.5	7.5	7.4	7.2	7.1	6.7



- [] Ranking at each section and finish
- .-.- No data available at this section
- NA No data available



Eagle Farm QLD Professional

Race 8: SEVEN QUEENSLAND OAKS - 2200m

08 June 2024 - 15:56



BRISBANE
RACING CLUB

Track Rating: Good 4, Weather: Fine, Rail Position: +2.5m Entire

Section		Overall	2000m	1800m	1600m	1400m	1200m	1000m	Last 600m				
Field Times		2:17.43 (0:14.68)	2:02.75 (0:12.14)	1:50.61 (0:12.51)	1:38.10 (0:12.44)	1:25.66 (0:12.33)	1:13.33 (0:12.05)	1:01.28 (0:12.17)	0:37.16				
Rank	TAB Horse/Jockey	Barrier	Top Speed [km/h]	Fastest Section									Distance Travelled [m]
1	7 SOCKS NATION Ryan Maloney	11	62.5 600m	0:11.92 800m	2:17.43 [1] (0:14.68)	2:02.75 [1] (0:12.34)	1:50.41 [2] (0:12.56)	1:37.85 [2] (0:12.48)	1:25.37 [2] (0:12.29)	1:13.08 [2] (0:12.01)	1:01.07 [2] (0:12.20)	0:36.95	
2	12 OUR GOLD HOPE Craig Williams	13	63.1 800m	0:11.72 600m	2:17.47 [2] (0:14.71)	2:02.76 [2] (0:12.70)	1:50.06 [4] (0:12.79)	1:37.27 [4] (0:12.72)	1:24.55 [5] (0:12.44)	1:12.11 [5] (0:12.12)	0:59.99 [4] (0:12.03)	0:36.21	+0
3	8 MISS JOELENE James Orman	22	65.6 800m	0:11.33 600m	2:17.92 [3] (0:16.20)	2:01.72 [18] (0:12.51)	1:49.21 [16] (0:12.77)	1:36.44 [15] (0:12.63)	1:23.81 [15] (0:12.46)	1:11.35 [15] (0:12.21)	0:59.14 [15] (0:11.92)	0:35.80	-8
4	14 KIND WORDS Mark Zahra	23	66.0 800m	0:11.43 800m	2:18.00 [4] (0:15.45)	2:02.55 [10] (0:12.76)	1:49.79 [11] (0:12.86)	1:36.93 [13] (0:12.76)	1:24.17 [13] (0:12.49)	1:11.68 [13] (0:12.32)	0:59.36 [13] (0:11.91)	0:36.02	+15
5	11 MARE OF MT BULLER Tommy Berry	2	64.1 600m	0:11.46 600m	2:18.03 [5] (0:14.92)	2:03.11 [5] (0:12.63)	1:50.48 [5] (0:12.73)	1:37.75 [5] (0:12.59)	1:25.16 [4] (0:12.42)	1:12.74 [4] (0:12.31)	1:00.43 [5] (0:12.03)	0:36.69	-8
6	6 MOLLYNICKERS Carleen Hefel	8	64.6 600m	0:11.66 600m	2:18.13 [6] (0:15.49)	2:02.64 [12] (0:12.51)	1:50.13 [10] (0:12.67)	1:37.46 [9] (0:12.64)	1:24.82 [9] (0:12.49)	1:12.33 [8] (0:12.33)	1:00.00 [9] (0:11.84)	0:36.46	+4
7	10 GOOD BANTER Jamie Kah	5	63.8 600m	0:11.70 800m	2:18.38 [7] (0:14.94)	2:03.44 [6] (0:12.68)	1:50.76 [6] (0:12.74)	1:38.02 [6] (0:12.70)	1:25.32 [6] (0:12.49)	1:12.83 [6] (0:12.21)	1:00.62 [6] (0:11.91)	0:37.01	+4
8	1 MOLLY BLOOM Blake Shinn	10	63.6 1000m	0:11.54 800m	2:18.38 [8] (0:15.81)	2:02.57 [14] (0:12.49)	1:50.08 [12] (0:12.61)	1:37.47 [11] (0:12.74)	1:24.73 [11] (0:12.48)	1:12.25 [12] (0:12.32)	0:59.93 [12] (0:11.93)	0:36.46	-4
9	9 AHURIRI John Allen	21	67.0 800m	0:11.27 800m	2:18.51 [9] (0:15.84)	2:02.67 [15] (0:12.93)	1:49.74 [17] (0:12.72)	1:37.02 [16] (0:12.66)	1:24.36 [16] (0:12.49)	1:11.87 [16] (0:12.28)	0:59.59 [16] (0:11.95)	0:36.37	+13
10	3 AMAZONIAN LASS Adam Hyeronimus	18	63.3 600m	0:11.77 600m	2:18.53 [10] (0:14.77)	2:03.76 [4] (0:12.34)	1:51.42 [3] (0:12.74)	1:38.68 [3] (0:12.74)	1:25.94 [3] (0:12.38)	1:13.56 [3] (0:12.13)	1:01.43 [3] (0:12.19)	0:37.44	+12

Scratched: Ring Me Up (#23), Tutta La Vita (#2), Ala Moana (#22), Kenyada (#21), Grey Ice (#20)

[] Ranking at each section and finish
 -:-:- No data available at this section
 NA No data available

SCN Saddle cloth number
 DNF Did not finish
 DNT Did not track



Eagle Farm QLD Professional

Race 8: SEVEN QUEENSLAND OAKS - 2200m

08 June 2024 - 15:56



BRISBANE
RACING CLUB

Track Rating: Good 4, Weather: Fine, Rail Position: +2.5m Entire

Section		Overall	2000m	1800m	1600m	1400m	1200m	1000m	Last 600m					
Field Times		2:17.43 (0:14.68)	2:02.75 (0:12.14)	1:50.61 (0:12.51)	1:38.10 (0:12.44)	1:25.66 (0:12.33)	1:13.33 (0:12.05)	1:01.28 (0:12.17)	0:37.16					
Rank	TAB Horse/Jockey	Barrier	Top Speed [km/h]	Fastest Section										Distance Travelled [m]
11	18 FIRESTORM Nash Rawiller	12	67.7 800m	0:11.36 800m	2:18.53 [11] (0:15.24)	2:03.29 [9] (0:12.72)	1:50.57 [9] (0:12.83)	1:37.74 [10] (0:12.76)	1:24.98 [10] (0:12.49)	1:12.49 [10] (0:12.36)	1:00.13 [11] (0:12.09)	0:36.68	+14	
12	13 OCEANS OF ENERGY Damien Thornton	1	62.6 800m	0:11.95 800m	2:18.53 [12] (0:14.75)	2:03.78 [3] (0:12.07)	1:51.71 [1] (0:12.51)	1:39.20 [1] (0:12.44)	1:26.76 [1] (0:12.33)	1:14.43 [1] (0:12.05)	1:02.38 [1] (0:12.17)	0:38.26	-6	
13	17 CONCELLO Vlad Duric	7	63.5 1000m	0:11.61 600m	2:18.61 [13] (0:15.48)	2:03.13 [11] (0:12.88)	1:50.25 [13] (0:12.65)	1:37.60 [12] (0:12.64)	1:24.96 [11] (0:12.45)	1:12.51 [11] (0:12.28)	1:00.23 [10] (0:11.88)	0:36.68	+4	
14	15 GENTILESCHI Zac Lloyd	4	63.3 600m	0:11.57 600m	2:18.77 [14] (0:15.21)	2:03.56 [8] (0:12.55)	1:51.01 [7] (0:12.75)	1:38.26 [7] (0:12.62)	1:25.64 [7] (0:12.48)	1:13.16 [7] (0:12.36)	1:00.80 [7] (0:11.93)	0:37.11	-9	
15	5 MOONLIGHT MAGIC Michael Dee	6	64.3 600m	0:11.66 800m	2:19.12 [15] (0:15.18)	2:03.94 [7] (0:12.67)	1:51.27 [8] (0:12.73)	1:38.54 [8] (0:12.70)	1:25.84 [8] (0:12.54)	1:13.30 [9] (0:12.26)	1:01.04 [8] (0:11.84)	0:37.54	+5	
16	16 UNIQUE AMBITION Michael Rodd	20	66.3 800m	0:11.32 800m	2:19.22 [16] (0:15.91)	2:03.31 [16] (0:12.79)	1:50.52 [15] (0:12.86)	1:37.66 [17] (0:12.66)	1:25.00 [17] (0:12.53)	1:12.47 [17] (0:12.18)	1:00.29 [17] (0:11.89)	0:37.08	+7	
17	19 CALLISTEMON Ron Stewart	17	64.5 1000m	0:11.52 800m	2:21.97 [17] (0:16.08)	2:05.89 [17] (0:12.80)	1:53.09 [18] (0:12.70)	1:40.39 [18] (0:12.68)	1:27.71 [18] (0:12.53)	1:15.18 [18] (0:12.17)	1:03.01 [18] (0:11.87)	0:39.62	-5	
18	4 SCARLET OAK James McDonald	15	64.8 800m	0:11.42 800m	2:26.15 [18] (0:15.69)	2:10.46 [13] (0:12.82)	1:57.64 [14] (0:12.80)	1:44.84 [14] (0:12.69)	1:32.15 [14] (0:12.47)	1:19.68 [14] (0:12.21)	1:07.47 [14] (0:11.82)	0:44.23	+5	

Scratched: Ring Me Up (#23), Tutta La Vita (#2), Ala Moana (#22), Kenyada (#21), Grey Ice (#20)



Eagle Farm QLD Professional

Race 8: SEVEN QUEENSLAND OAKS - 2200m

08 June 2024 - 15:56



BRISBANE
RACING CLUB

Track Rating: Good 4, Weather: Fine, Rail Position: +2.5m Entire

Section						800m	600m	400m	200m	Last 600m	
Field Times						0:49.11 (0:11.95)	0:37.16 (0:12.04)	0:25.12 (0:12.16)	0:12.96 (0:12.96)	0:37.16	
Rank	TAB	Horse/Jockey	Barrier	Top Speed [km/h]	Fastest Section					Margin	Distance Travelled [m]
1	7	SOCKS NATION Ryan Maloney	11	62.5 600m	0:11.92 800m	0:48.87 [2] (0:11.92)	0:36.95 [2] (0:11.92)	0:25.03 [2] (0:12.07)	0:12.96 [1] (0:12.96)	2:17.43	0:36.95
2	12	OUR GOLD HOPE Craig Williams	13	63.1 800m	0:11.72 600m	0:47.96 [4] (0:11.75)	0:36.21 [4] (0:11.72)	0:24.49 [5] (0:11.78)	0:12.71 [3] (0:12.71)	0.24L	0:36.21 +0
3	8	MISS JOELENE James Orman	22	65.6 800m	0:11.33 600m	0:47.22 [15] (0:11.42)	0:35.80 [15] (0:11.33)	0:24.47 [10] (0:11.65)	0:12.82 [7] (0:12.82)	2.85L	0:35.80 -8
4	14	KIND WORDS Mark Zahra	23	66.0 800m	0:11.43 800m	0:47.45 [14] (0:11.43)	0:36.02 [14] (0:11.66)	0:24.36 [15] (0:11.68)	0:12.68 [9] (0:12.68)	3.36L	0:36.02 +15
5	11	MARE OF MT BULLER Tommy Berry	2	64.1 600m	0:11.46 600m	0:48.40 [5] (0:11.71)	0:36.69 [5] (0:11.46)	0:25.23 [3] (0:12.03)	0:13.20 [4] (0:13.20)	3.52L	0:36.69 -8
6	6	MOLLYNICKERS Carleen Hefel	8	64.6 600m	0:11.66 600m	0:48.16 [9] (0:11.70)	0:36.46 [9] (0:11.66)	0:24.80 [9] (0:11.93)	0:12.87 [8] (0:12.87)	4.1L	0:36.46 +4
7	10	GOOD BANTER Jamie Kah	5	63.8 600m	0:11.70 800m	0:48.71 [6] (0:11.70)	0:37.01 [6] (0:11.74)	0:25.27 [6] (0:11.99)	0:13.28 [6] (0:13.28)	5.6L	0:37.01 +4
8	1	MOLLY BLOOM Blake Shinn	10	63.6 1000m	0:11.54 800m	0:48.00 [11] (0:11.54)	0:36.46 [12] (0:11.68)	0:24.78 [13] (0:11.88)	0:12.90 [11] (0:12.90)	5.6L	0:36.46 -4
9	9	AHURIRI John Allen	21	67.0 800m	0:11.27 800m	0:47.64 [18] (0:11.27)	0:36.37 [17] (0:11.80)	0:24.57 [17] (0:11.83)	0:12.74 [15] (0:12.74)	6.34L	0:36.37 +13
10	3	AMAZONIAN LASS Adam Hyeronimus	18	63.3 600m	0:11.77 600m	0:49.24 [3] (0:11.80)	0:37.44 [3] (0:11.77)	0:25.67 [4] (0:12.17)	0:13.50 [5] (0:13.50)	6.45L	0:37.44 +12

Scratched: Ring Me Up (#23), Tutta La Vita (#2), Ala Moana (#22), Kenyada (#21), Grey Ice (#20)

Report Created: Sat 8 June 2024 16:16 GMT+10 (Note: Timing is based on position data)

Page 3/22

[] Ranking at each section and finish
 -:-:- No data available at this section
 NA No data available

SCN Saddle cloth number
 DNF Did not finish
 DNT Did not track

data processed by TRIPLES DATA



Eagle Farm QLD Professional
Race 8: SEVEN QUEENSLAND OAKS - 2200m
08 June 2024 - 15:56



BRISBANE
RACING CLUB

Track Rating: Good 4, Weather: Fine, Rail Position: +2.5m Entire

Section										Last 600m	
Field Times		800m	600m	400m	200m					0:37.16	
		0:49.11 (0:11.95)	0:37.16 (0:12.04)	0:25.12 (0:12.16)	0:12.96 (0:12.96)						
Rank	TAB Horse/Jockey	Barrier	Top Speed [km/h]	Fastest Section					Margin	Distance Travelled [m]	
11	18 FIRESTORM Nash Rawiller	12	67.7 800m	0:11.36 800m	0:48.04 [12] (0:11.36)	0:36.68 [10] (0:11.71)	0:24.97 [12] (0:12.01)	0:12.96 [13] (0:12.96)	6.49L	0:36.68	+14
12	13 OCEANS OF ENERGY Damien Thornton	1	62.6 800m	0:11.95 800m	0:50.21 [1] (0:11.95)	0:38.26 [1] (0:12.04)	0:26.22 [1] (0:12.45)	0:13.77 [2] (0:13.77)	6.49L	0:38.26	-6
13	17 CONCELLO Vlad Duric	7	63.5 1000m	0:11.61 600m	0:48.35 [10] (0:11.67)	0:36.68 [13] (0:11.61)	0:25.07 [11] (0:12.27)	0:12.80 [16] (0:12.80)	6.95L	0:36.68	+4
14	15 GENTILESCHI Zac Lloyd	4	63.3 600m	0:11.57 600m	0:48.87 [7] (0:11.76)	0:37.11 [8] (0:11.57)	0:25.54 [7] (0:12.15)	0:13.39 [10] (0:13.39)	7.91L	0:37.11	-9
15	5 MOONLIGHT MAGIC Michael Dee	6	64.3 600m	0:11.66 800m	0:49.20 [8] (0:11.66)	0:37.54 [7] (0:11.74)	0:25.80 [8] (0:12.21)	0:13.59 [12] (0:13.59)	9.91L	0:37.54	+5
16	16 UNIQUE AMBITION Michael Rodd	20	66.3 800m	0:11.32 800m	0:48.40 [16] (0:11.32)	0:37.08 [16] (0:11.46)	0:25.62 [14] (0:12.13)	0:13.49 [14] (0:13.49)	10.53L	0:37.08	+7
17	19 CALLISTEMON Ron Stewart	17	64.5 1000m	0:11.52 800m	0:51.14 [17] (0:11.52)	0:39.62 [18] (0:12.03)	0:27.59 [18] (0:13.03)	0:14.56 [17] (0:14.56)	26.68L	0:39.62	-5
18	4 SCARLET OAK James McDonald	15	64.8 800m	0:11.42 800m	0:55.65 [13] (0:11.42)	0:44.23 [11] (0:11.89)	0:32.34 [16] (0:14.09)	0:18.25 [18] (0:18.25)	51.3L	0:44.23	+5

Scratched: Ring Me Up (#23), Tutta La Vita (#2), Ala Moana (#22), Kenyada (#21), Grey Ice (#20)



Horse/Jockey Name	Socks Nation
Final Rank	1
Fastest Section Time (Section)	0:11.92 (800m)
Top Speed [km/h] (Section)	62.5 (600m)
Race State	Finished



Eagle Farm QLD Professional
Race 8: SEVEN QUEENSLAND OAKS - 2200m

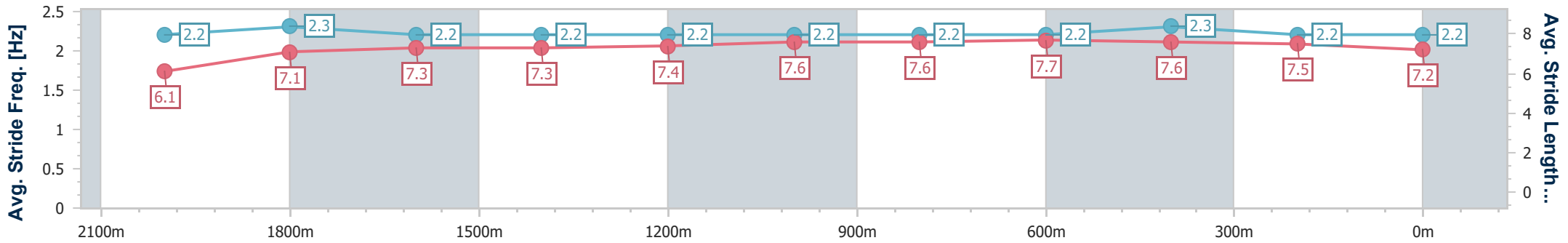
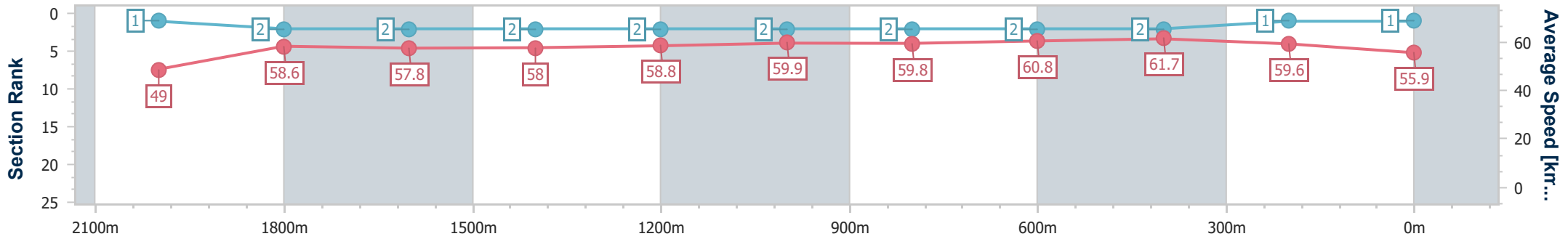
08 June 2024 - 15:56

Track Rating: Good 4, Weather: Fine, Rail Position: +2.5m Entire



BRISBANE RACING CLUB

Section	Overall	2000m	1800m	1600m	1400m	1200m	1000m	800m	600m	400m	200m
Section Times	2:17.43 [1] (0:14.68)	2:02.75 [1] (0:12.34)	1:50.41 [2] (0:12.56)	1:37.85 [2] (0:12.48)	1:25.37 [2] (0:12.29)	1:13.08 [2] (0:12.01)	1:01.07 [2] (0:12.20)	0:48.87 [2] (0:11.92)	0:36.95 [2] (0:11.92)	0:25.03 [2] (0:12.07)	0:12.96 [1] (0:12.96)
Average Speed [km/h]	49.0	58.6	57.8	58.0	58.8	59.9	59.8	60.8	61.7	59.6	55.9
Top Speed [km/h]	60.8	59.8	59.0	59.1	59.5	61.0	60.9	61.8	62.5	62.4	56.1
Avg. Dist. to Rail [m]	4.3	0.8	1.3	2.0	2.0	2.5	2.2	2.1	4.0	7.2	6.3
Avg. Stride Freq. [Hz]	2.2	2.3	2.2	2.2	2.2	2.2	2.2	2.2	2.3	2.2	2.2
Avg. Stride Length [m]	6.1	7.1	7.3	7.3	7.4	7.6	7.6	7.7	7.6	7.5	7.2



- [] Ranking at each section and finish
- .-.- No data available at this section
- NA No data available



Horse/Jockey Name	Our Gold Hope
Final Rank	2
Fastest Section Time (Section)	0:11.72 (600m)
Top Speed [km/h] (Section)	63.1 (800m)
Race State	Finished



Eagle Farm QLD Professional
Race 8: SEVEN QUEENSLAND OAKS - 2200m

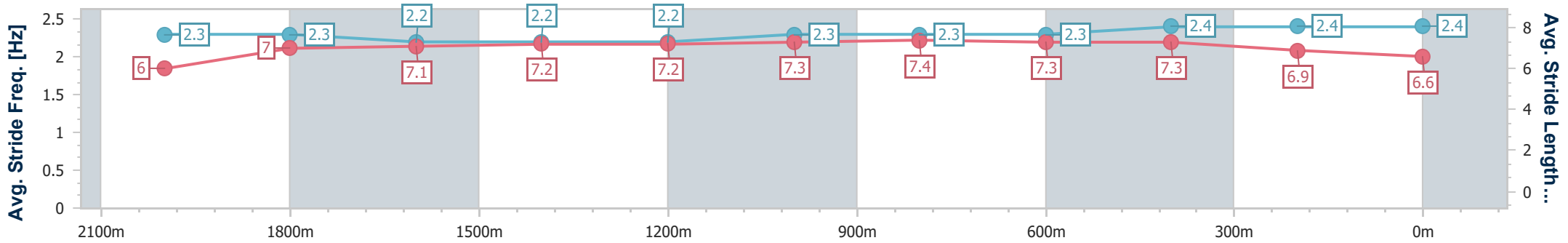
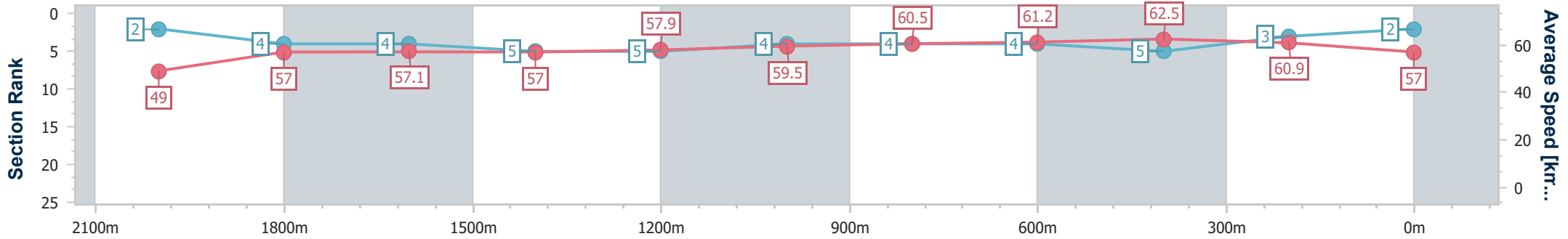
08 June 2024 - 15:56

Track Rating: Good 4, Weather: Fine, Rail Position: +2.5m Entire



BRISBANE RACING CLUB

Section	Overall	2000m	1800m	1600m	1400m	1200m	1000m	800m	600m	400m	200m
Section Times	2:17.47 [2] (0:14.71)	2:02.76 [2] (0:12.70)	1:50.06 [4] (0:12.79)	1:37.27 [4] (0:12.72)	1:24.55 [5] (0:12.44)	1:12.11 [5] (0:12.12)	0:59.99 [4] (0:12.03)	0:47.96 [4] (0:11.75)	0:36.21 [4] (0:11.72)	0:24.49 [5] (0:11.78)	0:12.71 [3] (0:12.71)
Average Speed [km/h]	49.0	57.0	57.1	57.0	57.9	59.5	60.5	61.2	62.5	60.9	57.0
Top Speed [km/h]	62.5	59.2	58.3	58.4	58.6	60.9	61.2	63.1	63.1	63.0	58.4
Avg. Dist. to Rail [m]	6.1	1.5	2.7	2.1	2.2	2.6	1.6	0.7	2.9	7.1	5.9
Avg. Stride Freq. [Hz]	2.3	2.3	2.2	2.2	2.2	2.3	2.3	2.3	2.4	2.4	2.4
Avg. Stride Length [m]	6.0	7.0	7.1	7.2	7.2	7.3	7.4	7.3	7.3	6.9	6.6



- [] Ranking at each section and finish
- .-.- No data available at this section
- NA No data available



Horse/Jockey Name	Miss Joelene
Final Rank	3
Fastest Section Time (Section)	0:11.33 (600m)
Top Speed [km/h] (Section)	65.6 (800m)
Race State	Finished



Eagle Farm QLD Professional
Race 8: SEVEN QUEENSLAND OAKS - 2200m

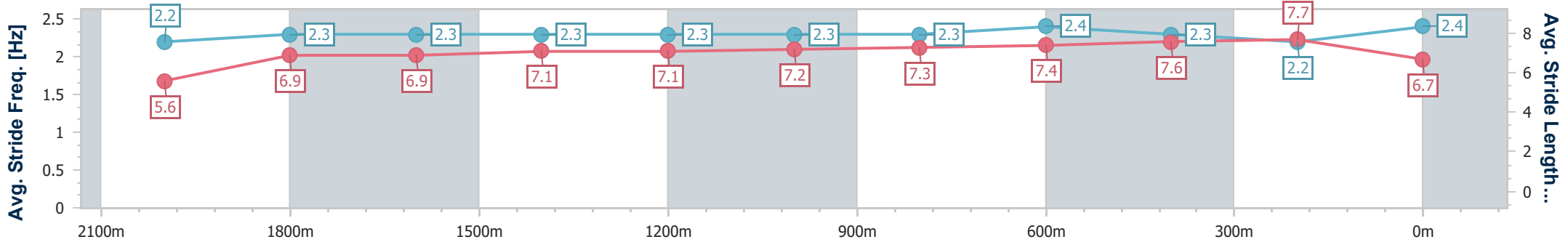
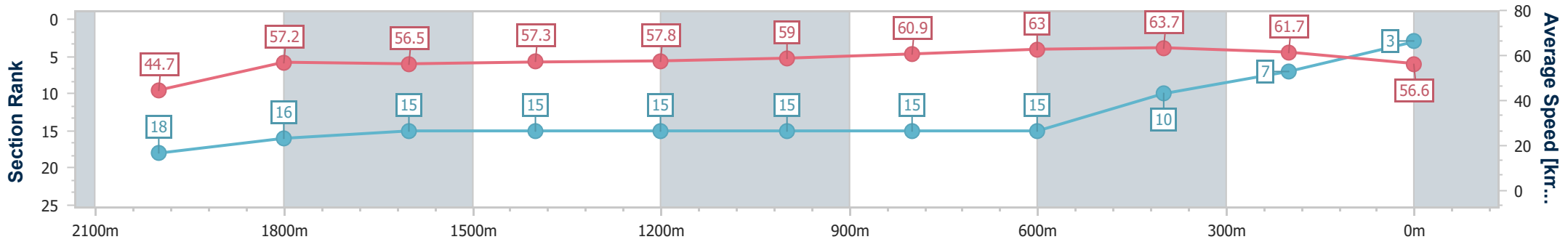
08 June 2024 - 15:56

Track Rating: Good 4, Weather: Fine, Rail Position: +2.5m Entire



BRISBANE RACING CLUB

Section	Overall	2000m	1800m	1600m	1400m	1200m	1000m	800m	600m	400m	200m
Section Times	2:17.92 [3] (0:16.20)	2:01.72 [18] (0:12.51)	1:49.21 [16] (0:12.77)	1:36.44 [15] (0:12.63)	1:23.81 [15] (0:12.46)	1:11.35 [15] (0:12.21)	0:59.14 [15] (0:11.92)	0:47.22 [15] (0:11.42)	0:35.80 [15] (0:11.33)	0:24.47 [10] (0:11.65)	0:12.82 [7] (0:12.82)
Average Speed [km/h]	44.7	57.2	56.5	57.3	57.8	59.0	60.9	63.0	63.7	61.7	56.6
Top Speed [km/h]	57.4	59.9	57.8	58.0	60.1	60.4	64.1	65.6	65.4	63.2	59.2
Avg. Dist. to Rail [m]	8.6	0.9	0.7	0.9	1.9	2.2	0.8	0.2	1.2	8.5	9.0
Avg. Stride Freq. [Hz]	2.2	2.3	2.3	2.3	2.3	2.3	2.3	2.4	2.3	2.2	2.4
Avg. Stride Length [m]	5.6	6.9	6.9	7.1	7.1	7.2	7.3	7.4	7.6	7.7	6.7



- [] Ranking at each section and finish
- .-.- No data available at this section
- NA No data available



Horse/Jockey Name	Kind Words
Final Rank	4
Fastest Section Time (Section)	0:11.43 (800m)
Top Speed [km/h] (Section)	66.0 (800m)
Race State	Finished



Eagle Farm QLD Professional
Race 8: SEVEN QUEENSLAND OAKS - 2200m

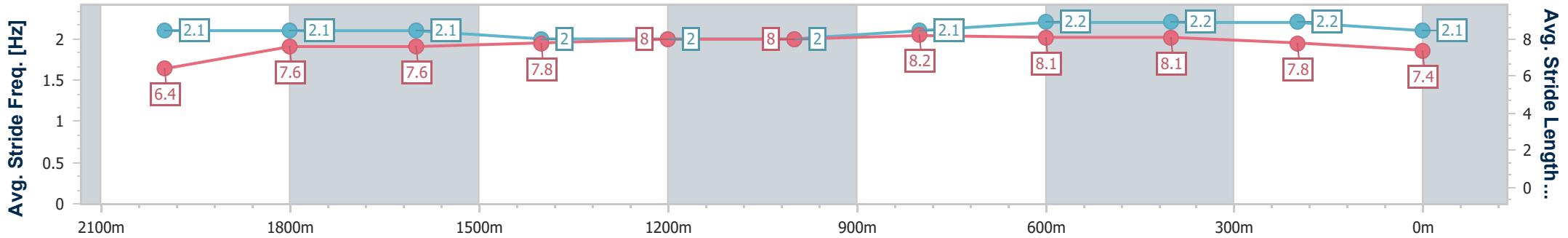
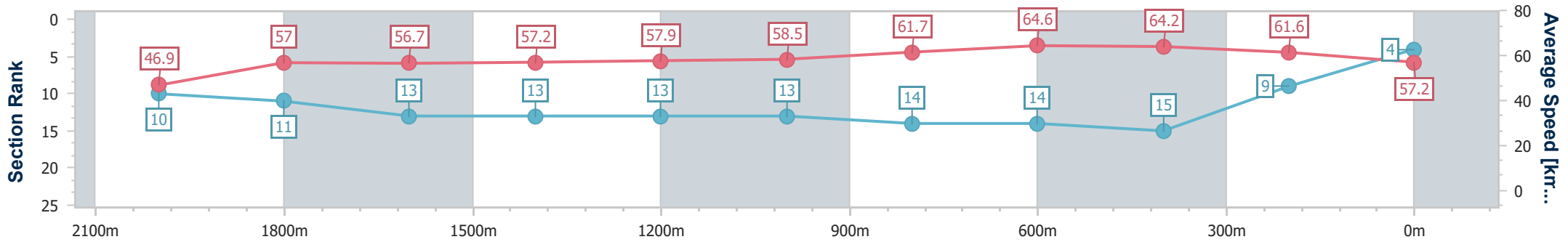
08 June 2024 - 15:56

Track Rating: Good 4, Weather: Fine, Rail Position: +2.5m Entire



BRISBANE RACING CLUB

Section	Overall	2000m	1800m	1600m	1400m	1200m	1000m	800m	600m	400m	200m
Section Times	2:18.00 [4] (0:15.45)	2:02.55 [10] (0:12.76)	1:49.79 [11] (0:12.86)	1:36.93 [13] (0:12.76)	1:24.17 [13] (0:12.49)	1:11.68 [13] (0:12.32)	0:59.36 [13] (0:11.91)	0:47.45 [14] (0:11.43)	0:36.02 [14] (0:11.66)	0:24.36 [15] (0:11.68)	0:12.68 [9] (0:12.68)
Average Speed [km/h]	46.9	57.0	56.7	57.2	57.9	58.5	61.7	64.6	64.2	61.6	57.2
Top Speed [km/h]	58.7	58.3	58.4	58.4	59.1	59.5	64.6	66.0	64.6	64.0	59.0
Avg. Dist. to Rail [m]	11.1	1.8	2.7	3.7	3.8	4.2	4.0	5.8	7.4	12.6	12.5
Avg. Stride Freq. [Hz]	2.1	2.1	2.1	2.0	2.0	2.0	2.1	2.2	2.2	2.2	2.1
Avg. Stride Length [m]	6.4	7.6	7.6	7.8	8.0	8.0	8.2	8.1	8.1	7.8	7.4



- [] Ranking at each section and finish
- .-.- No data available at this section
- NA No data available



Horse/Jockey Name	Mare Of Mt Buller
Final Rank	5
Fastest Section Time (Section)	0:11.46 (600m)
Top Speed [km/h] (Section)	64.1 (600m)
Race State	Finished

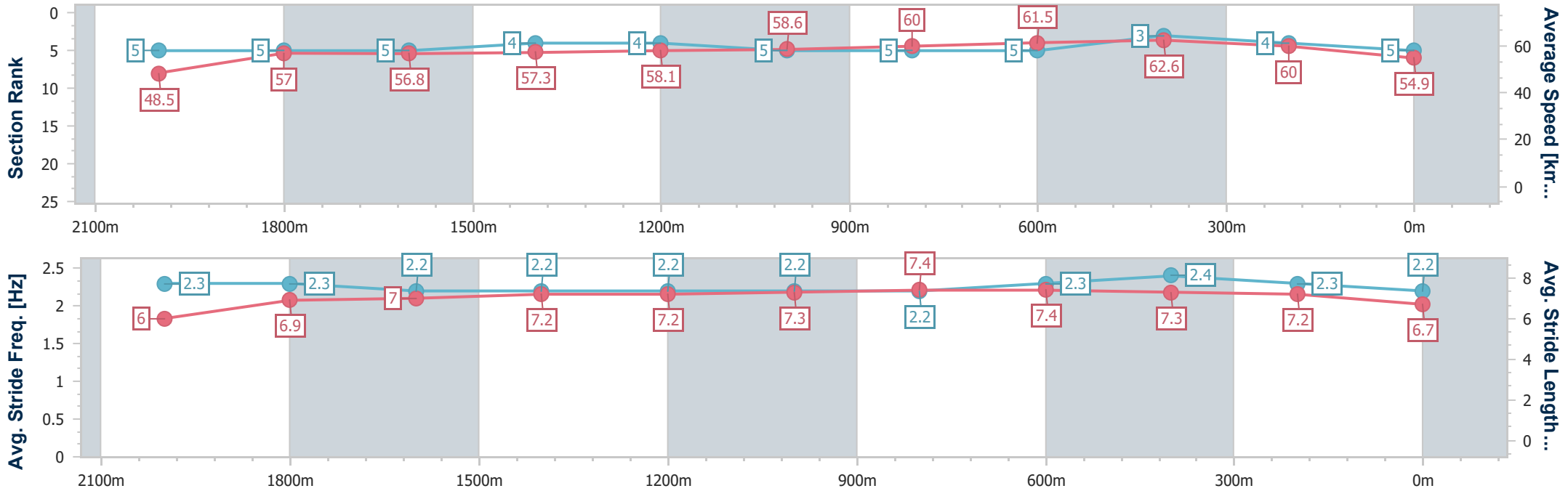


Eagle Farm QLD Professional
 Race 8: SEVEN QUEENSLAND OAKS - 2200m
 08 June 2024 - 15:56
 Track Rating: Good 4, Weather: Fine, Rail Position: +2.5m Entire



BRISBANE
 RACING CLUB

Section	Overall	2000m	1800m	1600m	1400m	1200m	1000m	800m	600m	400m	200m
Section Times	2:18.03 [5] (0:14.92)	2:03.11 [5] (0:12.63)	1:50.48 [5] (0:12.73)	1:37.75 [5] (0:12.59)	1:25.16 [4] (0:12.42)	1:12.74 [4] (0:12.31)	1:00.43 [5] (0:12.03)	0:48.40 [5] (0:11.71)	0:36.69 [5] (0:11.46)	0:25.23 [3] (0:12.03)	0:13.20 [4] (0:13.20)
Average Speed [km/h]	48.5	57.0	56.8	57.3	58.1	58.6	60.0	61.5	62.6	60.0	54.9
Top Speed [km/h]	60.7	58.0	58.4	58.5	58.8	59.5	61.2	62.7	64.1	62.6	56.7
Avg. Dist. to Rail [m]	1.5	0.8	0.9	0.6	1.5	1.9	1.3	0.3	1.3	7.8	8.9
Avg. Stride Freq. [Hz]	2.3	2.3	2.2	2.2	2.2	2.2	2.2	2.3	2.4	2.3	2.2
Avg. Stride Length [m]	6.0	6.9	7.0	7.2	7.2	7.3	7.4	7.4	7.3	7.2	6.7



- [] Ranking at each section and finish
- .-.- No data available at this section
- NA No data available



Horse/Jockey Name	Mollynickers
Final Rank	6
Fastest Section Time (Section)	0:11.66 (600m)
Top Speed [km/h] (Section)	64.6 (600m)
Race State	Finished



Eagle Farm QLD Professional
Race 8: SEVEN QUEENSLAND OAKS - 2200m

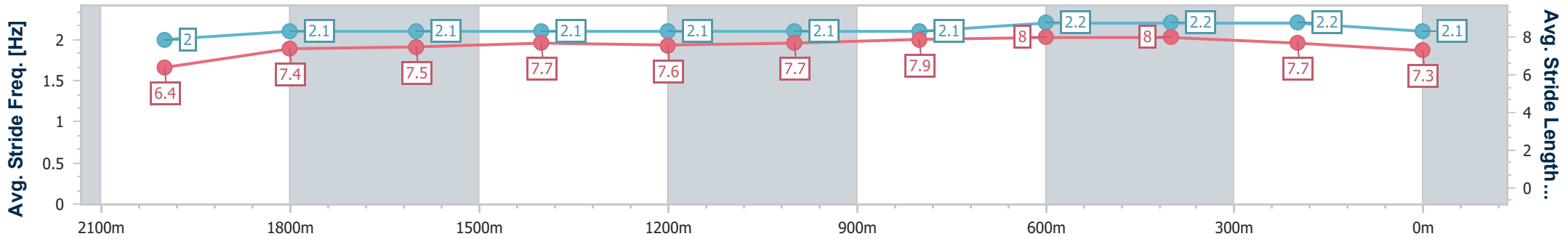
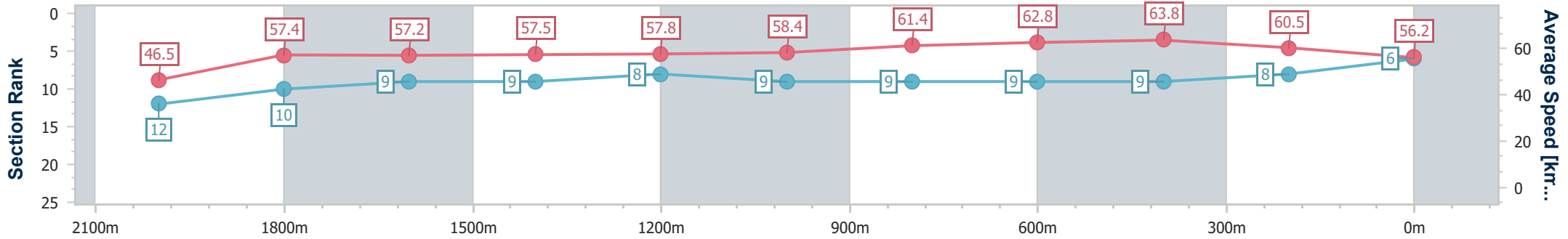
08 June 2024 - 15:56

Track Rating: Good 4, Weather: Fine, Rail Position: +2.5m Entire



BRISBANE RACING CLUB

Section	Overall	2000m	1800m	1600m	1400m	1200m	1000m	800m	600m	400m	200m
Section Times	2:18.13 [6] (0:15.49)	2:02.64 [12] (0:12.51)	1:50.13 [10] (0:12.67)	1:37.46 [9] (0:12.64)	1:24.82 [9] (0:12.49)	1:12.33 [8] (0:12.33)	1:00.00 [9] (0:11.84)	0:48.16 [9] (0:11.70)	0:36.46 [9] (0:11.66)	0:24.80 [9] (0:11.93)	0:12.87 [8] (0:12.87)
Average Speed [km/h]	46.5	57.4	57.2	57.5	57.8	58.4	61.4	62.8	63.8	60.5	56.2
Top Speed [km/h]	60.6	59.0	58.8	58.4	58.1	59.5	63.5	63.7	64.6	63.3	58.2
Avg. Dist. to Rail [m]	3.2	0.9	1.7	2.4	1.6	1.9	1.9	4.0	7.0	13.5	12.2
Avg. Stride Freq. [Hz]	2.0	2.1	2.1	2.1	2.1	2.1	2.1	2.2	2.2	2.2	2.1
Avg. Stride Length [m]	6.4	7.4	7.5	7.7	7.6	7.7	7.9	8.0	8.0	7.7	7.3



- [] Ranking at each section and finish
- .-.- No data available at this section
- NA No data available



Horse/Jockey Name	Good Banter
Final Rank	7
Fastest Section Time (Section)	0:11.70 (800m)
Top Speed [km/h] (Section)	63.8 (600m)
Race State	Finished



Eagle Farm QLD Professional
Race 8: SEVEN QUEENSLAND OAKS - 2200m

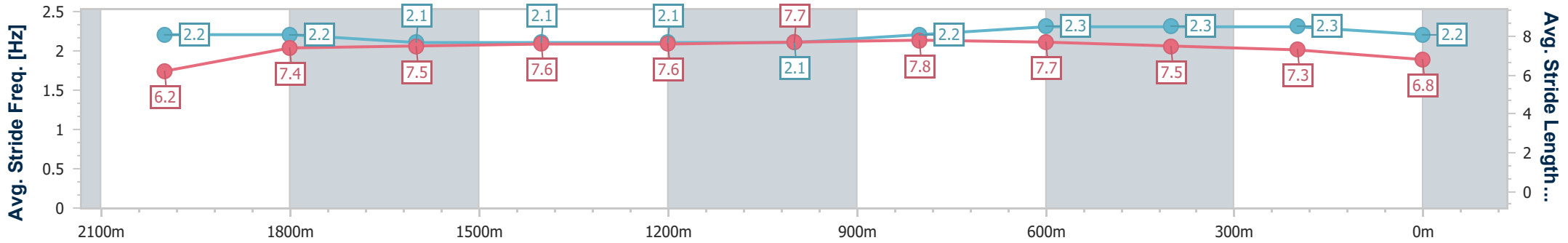
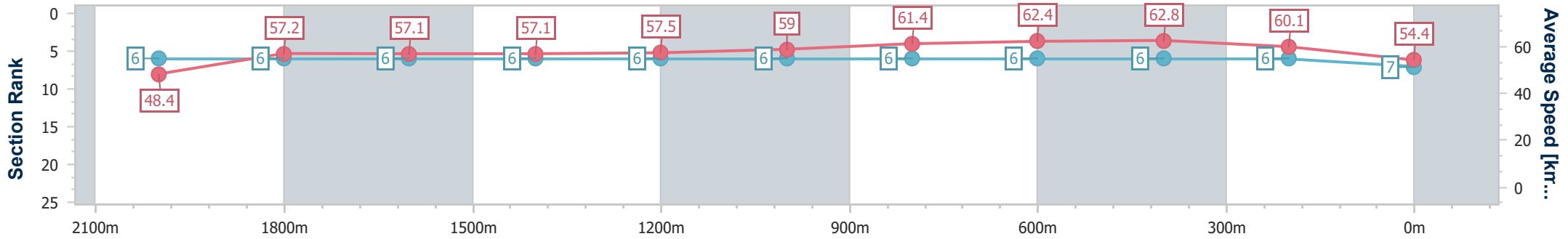
08 June 2024 - 15:56

Track Rating: Good 4, Weather: Fine, Rail Position: +2.5m Entire



BRISBANE RACING CLUB

Section	Overall	2000m	1800m	1600m	1400m	1200m	1000m	800m	600m	400m	200m
Section Times	2:18.38 [7] (0:14.94)	2:03.44 [6] (0:12.68)	1:50.76 [6] (0:12.74)	1:38.02 [6] (0:12.70)	1:25.32 [6] (0:12.49)	1:12.83 [6] (0:12.21)	1:00.62 [6] (0:11.91)	0:48.71 [6] (0:11.70)	0:37.01 [6] (0:11.74)	0:25.27 [6] (0:11.99)	0:13.28 [6] (0:13.28)
Average Speed [km/h]	48.4	57.2	57.1	57.1	57.5	59.0	61.4	62.4	62.8	60.1	54.4
Top Speed [km/h]	59.5	59.0	57.6	58.3	58.6	60.1	61.9	63.1	63.8	62.8	57.4
Avg. Dist. to Rail [m]	2.3	1.7	2.2	1.7	1.9	2.5	2.2	2.8	5.6	9.7	8.8
Avg. Stride Freq. [Hz]	2.2	2.2	2.1	2.1	2.1	2.1	2.2	2.3	2.3	2.3	2.2
Avg. Stride Length [m]	6.2	7.4	7.5	7.6	7.6	7.7	7.8	7.7	7.5	7.3	6.8



- [] Ranking at each section and finish
- .-.- No data available at this section
- NA No data available



Horse/Jockey Name	Molly Bloom
Final Rank	8
Fastest Section Time (Section)	0:11.54 (800m)
Top Speed [km/h] (Section)	63.6 (1000m)
Race State	Finished



Eagle Farm QLD Professional
Race 8: SEVEN QUEENSLAND OAKS - 2200m

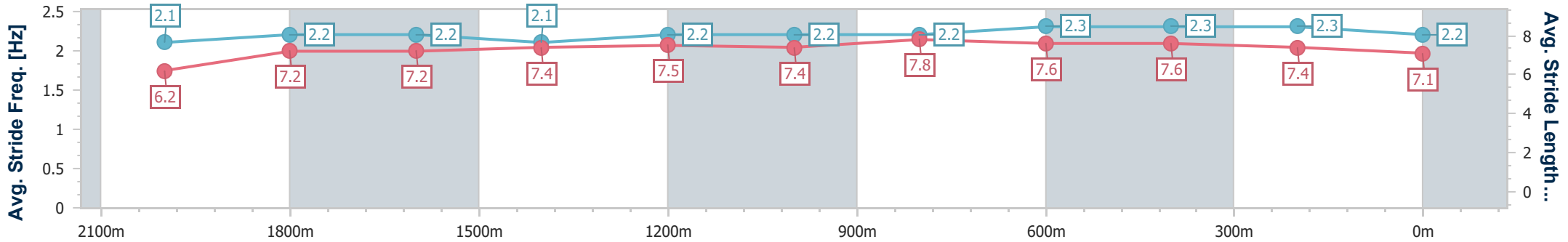
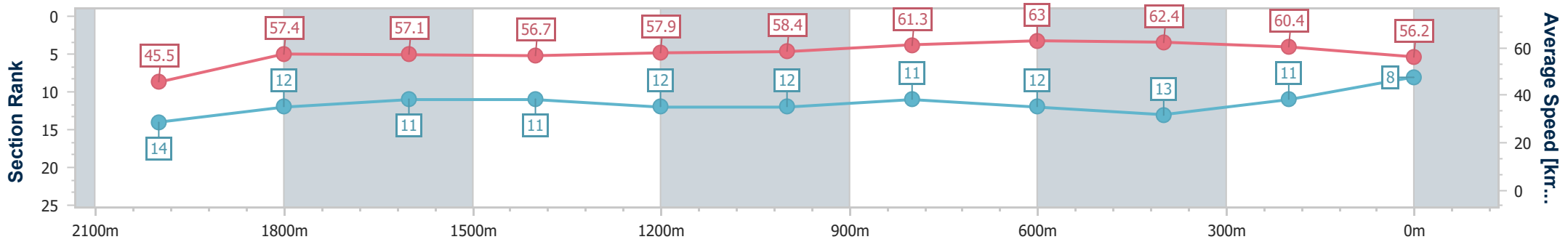


08 June 2024 - 15:56

Track Rating: Good 4, Weather: Fine, Rail Position: +2.5m Entire

BRISBANE RACING CLUB

Section	Overall	2000m	1800m	1600m	1400m	1200m	1000m	800m	600m	400m	200m
Section Times	2:18.38 [8] (0:15.81)	2:02.57 [14] (0:12.49)	1:50.08 [12] (0:12.61)	1:37.47 [11] (0:12.74)	1:24.73 [11] (0:12.48)	1:12.25 [12] (0:12.32)	0:59.93 [12] (0:11.93)	0:48.00 [11] (0:11.54)	0:36.46 [12] (0:11.68)	0:24.78 [13] (0:11.88)	0:12.90 [11] (0:12.90)
Average Speed [km/h]	45.5	57.4	57.1	56.7	57.9	58.4	61.3	63.0	62.4	60.4	56.2
Top Speed [km/h]	58.2	59.6	58.4	58.2	59.6	59.9	63.6	63.5	63.1	62.3	58.8
Avg. Dist. to Rail [m]	3.3	1.0	0.6	1.6	1.5	2.2	2.4	2.8	1.9	5.0	4.2
Avg. Stride Freq. [Hz]	2.1	2.2	2.2	2.1	2.2	2.2	2.2	2.3	2.3	2.3	2.2
Avg. Stride Length [m]	6.2	7.2	7.2	7.4	7.5	7.4	7.8	7.6	7.6	7.4	7.1



- [] Ranking at each section and finish
- .-.- No data available at this section
- NA No data available



Horse/Jockey Name	Ahuriri
Final Rank	9
Fastest Section Time (Section)	0:11.27 (800m)
Top Speed [km/h] (Section)	67.0 (800m)
Race State	Finished



Eagle Farm QLD Professional
Race 8: SEVEN QUEENSLAND OAKS - 2200m

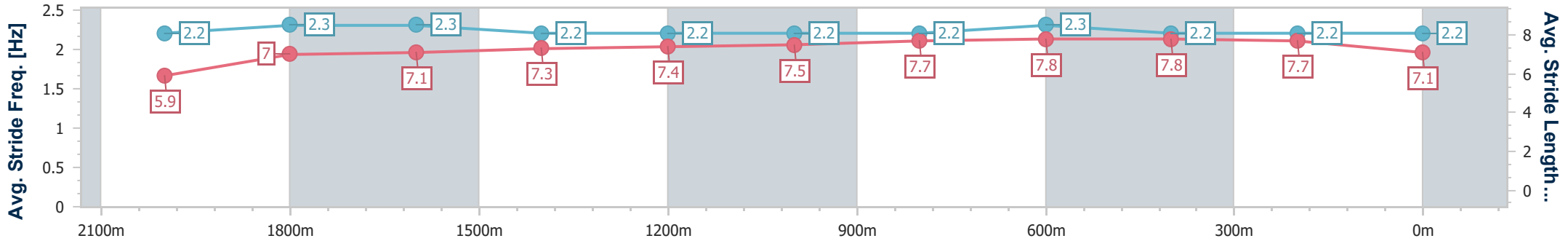
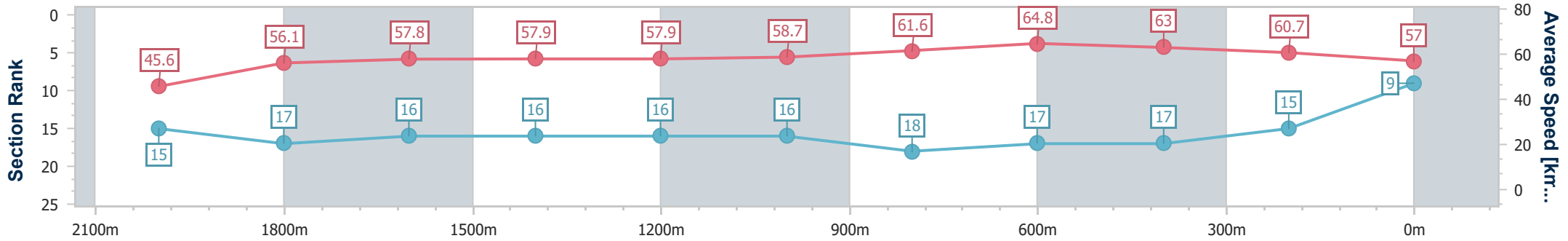
08 June 2024 - 15:56

Track Rating: Good 4, Weather: Fine, Rail Position: +2.5m Entire



BRISBANE RACING CLUB

Section	Overall	2000m	1800m	1600m	1400m	1200m	1000m	800m	600m	400m	200m
Section Times	2:18.51 [9] (0:15.84)	2:02.67 [15] (0:12.93)	1:49.74 [17] (0:12.72)	1:37.02 [16] (0:12.66)	1:24.36 [16] (0:12.49)	1:11.87 [16] (0:12.28)	0:59.59 [16] (0:11.95)	0:47.64 [18] (0:11.27)	0:36.37 [17] (0:11.80)	0:24.57 [17] (0:11.83)	0:12.74 [15] (0:12.74)
Average Speed [km/h]	45.6	56.1	57.8	57.9	57.9	58.7	61.6	64.8	63.0	60.7	57.0
Top Speed [km/h]	57.2	57.1	58.5	58.7	60.0	59.6	64.2	67.0	65.1	62.1	59.0
Avg. Dist. to Rail [m]	8.2	1.7	3.8	5.1	4.4	4.0	4.0	3.8	6.0	14.4	13.5
Avg. Stride Freq. [Hz]	2.2	2.3	2.3	2.2	2.2	2.2	2.2	2.3	2.2	2.2	2.2
Avg. Stride Length [m]	5.9	7.0	7.1	7.3	7.4	7.5	7.7	7.8	7.8	7.7	7.1



- [] Ranking at each section and finish
- .-.- No data available at this section
- NA No data available



Horse/Jockey Name	Amazonian Lass
Final Rank	10
Fastest Section Time (Section)	0:11.77 (600m)
Top Speed [km/h] (Section)	63.3 (600m)
Race State	Finished



Eagle Farm QLD Professional
Race 8: SEVEN QUEENSLAND OAKS - 2200m

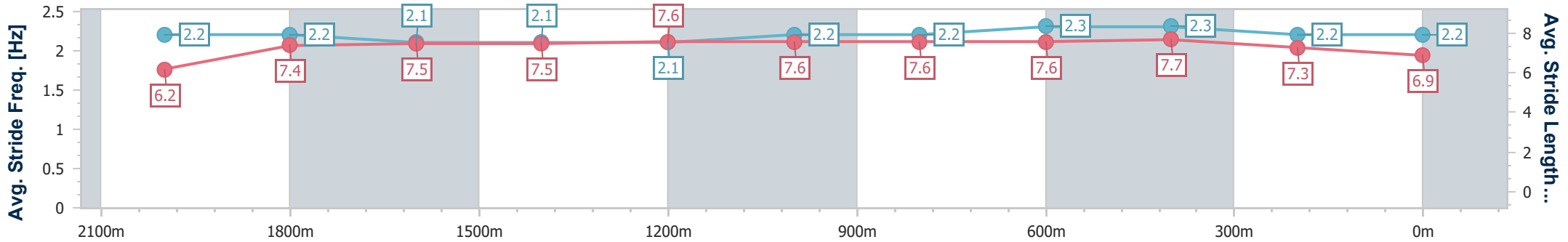
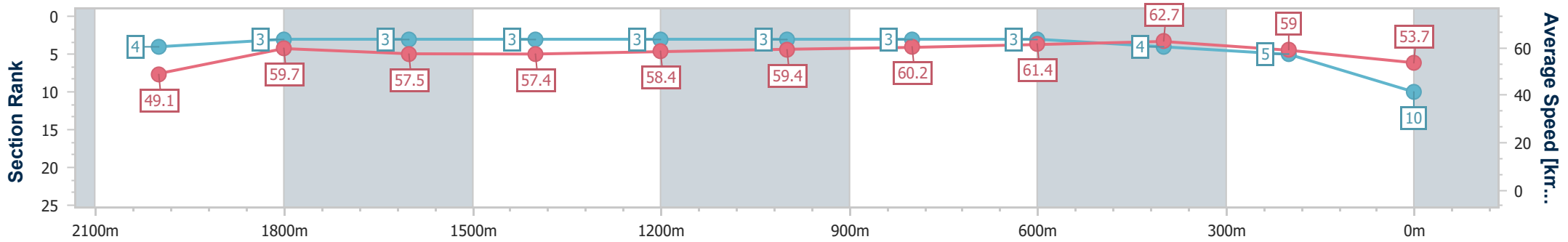
08 June 2024 - 15:56

Track Rating: Good 4, Weather: Fine, Rail Position: +2.5m Entire



BRISBANE RACING CLUB

Section	Overall	2000m	1800m	1600m	1400m	1200m	1000m	800m	600m	400m	200m
Section Times	2:18.53 [10] (0:14.77)	2:03.76 [4] (0:12.34)	1:51.42 [3] (0:12.74)	1:38.68 [3] (0:12.74)	1:25.94 [3] (0:12.38)	1:13.56 [3] (0:12.13)	1:01.43 [3] (0:12.19)	0:49.24 [3] (0:11.80)	0:37.44 [3] (0:11.77)	0:25.67 [4] (0:12.17)	0:13.50 [5] (0:13.50)
Average Speed [km/h]	49.1	59.7	57.5	57.4	58.4	59.4	60.2	61.4	62.7	59.0	53.7
Top Speed [km/h]	60.8	60.9	59.7	58.6	58.7	60.7	61.1	62.3	63.3	61.7	56.1
Avg. Dist. to Rail [m]	9.0	4.0	3.7	5.0	4.3	4.1	3.4	2.0	4.2	9.4	8.0
Avg. Stride Freq. [Hz]	2.2	2.2	2.1	2.1	2.1	2.2	2.2	2.3	2.3	2.2	2.2
Avg. Stride Length [m]	6.2	7.4	7.5	7.5	7.6	7.6	7.6	7.6	7.7	7.3	6.9



- [] Ranking at each section and finish
- .-.- No data available at this section
- NA No data available



Horse/Jockey Name	Firestorm
Final Rank	11
Fastest Section Time (Section)	0:11.36 (800m)
Top Speed [km/h] (Section)	67.7 (800m)
Race State	Finished



Eagle Farm QLD Professional
Race 8: SEVEN QUEENSLAND OAKS - 2200m

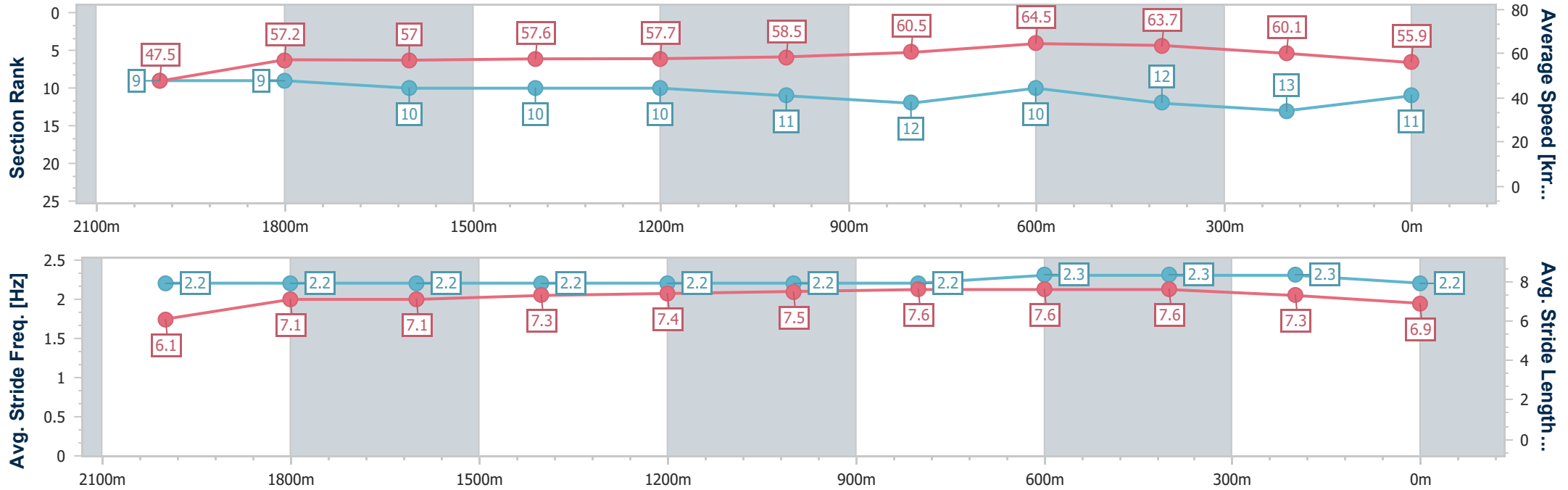
08 June 2024 - 15:56

Track Rating: Good 4, Weather: Fine, Rail Position: +2.5m Entire



BRISBANE RACING CLUB

Section	Overall	2000m	1800m	1600m	1400m	1200m	1000m	800m	600m	400m	200m
Section Times	2:18.53 [11] (0:15.24)	2:03.29 [9] (0:12.72)	1:50.57 [9] (0:12.83)	1:37.74 [10] (0:12.76)	1:24.98 [10] (0:12.49)	1:12.49 [10] (0:12.36)	1:00.13 [11] (0:12.09)	0:48.04 [12] (0:11.36)	0:36.68 [10] (0:11.71)	0:24.97 [12] (0:12.01)	0:12.96 [13] (0:12.96)
Average Speed [km/h]	47.5	57.2	57.0	57.6	57.7	58.5	60.5	64.5	63.7	60.1	55.9
Top Speed [km/h]	59.3	58.6	58.5	59.2	59.6	58.9	62.8	67.7	67.4	63.6	57.2
Avg. Dist. to Rail [m]	5.7	2.1	3.6	4.8	3.9	4.2	3.7	4.1	6.9	12.0	10.8
Avg. Stride Freq. [Hz]	2.2	2.2	2.2	2.2	2.2	2.2	2.2	2.3	2.3	2.3	2.2
Avg. Stride Length [m]	6.1	7.1	7.1	7.3	7.4	7.5	7.6	7.6	7.6	7.3	6.9



- [] Ranking at each section and finish
- .-.- No data available at this section
- NA No data available



Horse/Jockey Name	Oceans Of Energy
Final Rank	12
Fastest Section Time (Section)	0:11.95 (800m)
Top Speed [km/h] (Section)	62.6 (800m)
Race State	Finished



Eagle Farm QLD Professional
Race 8: SEVEN QUEENSLAND OAKS - 2200m

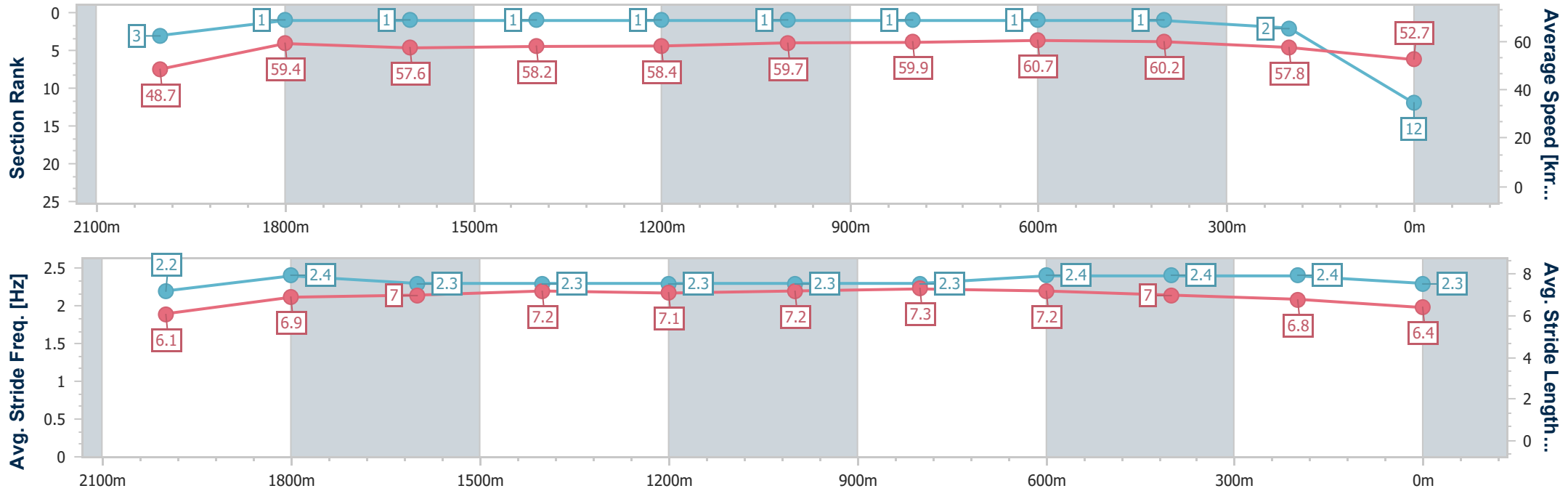
08 June 2024 - 15:56

Track Rating: Good 4, Weather: Fine, Rail Position: +2.5m Entire



BRISBANE RACING CLUB

Section	Overall	2000m	1800m	1600m	1400m	1200m	1000m	800m	600m	400m	200m
Section Times	2:18.53 [12] (0:14.75)	2:03.78 [3] (0:12.07)	1:51.71 [1] (0:12.51)	1:39.20 [1] (0:12.44)	1:26.76 [1] (0:12.33)	1:14.43 [1] (0:12.05)	1:02.38 [1] (0:12.17)	0:50.21 [1] (0:11.95)	0:38.26 [1] (0:12.04)	0:26.22 [1] (0:12.45)	0:13.77 [2] (0:13.77)
Average Speed [km/h]	48.7	59.4	57.6	58.2	58.4	59.7	59.9	60.7	60.2	57.8	52.7
Top Speed [km/h]	60.5	60.6	58.9	58.9	58.9	60.2	60.5	62.6	61.2	60.7	54.8
Avg. Dist. to Rail [m]	1.3	0.9	0.8	1.1	1.5	1.8	1.6	1.8	2.0	5.9	4.2
Avg. Stride Freq. [Hz]	2.2	2.4	2.3	2.3	2.3	2.3	2.3	2.4	2.4	2.4	2.3
Avg. Stride Length [m]	6.1	6.9	7.0	7.2	7.1	7.2	7.3	7.2	7.0	6.8	6.4



- [] Ranking at each section and finish
- .-.- No data available at this section
- NA No data available



Horse/Jockey Name	Concello
Final Rank	13
Fastest Section Time (Section)	0:11.61 (600m)
Top Speed [km/h] (Section)	63.5 (1000m)
Race State	Finished



Eagle Farm QLD Professional
Race 8: SEVEN QUEENSLAND OAKS - 2200m

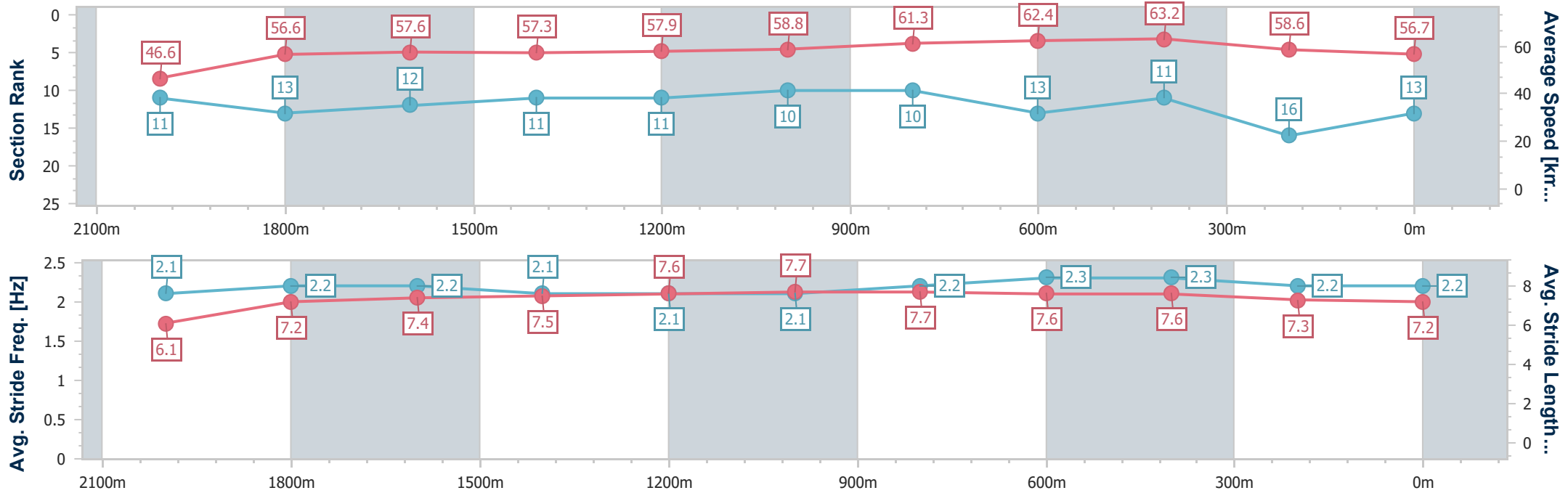
08 June 2024 - 15:56

Track Rating: Good 4, Weather: Fine, Rail Position: +2.5m Entire



BRISBANE
RACING CLUB

Section	Overall	2000m	1800m	1600m	1400m	1200m	1000m	800m	600m	400m	200m
Section Times	2:18.61 [13] (0:15.48)	2:03.13 [11] (0:12.88)	1:50.25 [13] (0:12.65)	1:37.60 [12] (0:12.64)	1:24.96 [11] (0:12.45)	1:12.51 [11] (0:12.28)	1:00.23 [10] (0:11.88)	0:48.35 [10] (0:11.67)	0:36.68 [13] (0:11.61)	0:25.07 [11] (0:12.27)	0:12.80 [16] (0:12.80)
Average Speed [km/h]	46.6	56.6	57.6	57.3	57.9	58.8	61.3	62.4	63.2	58.6	56.7
Top Speed [km/h]	59.4	57.7	58.9	59.0	59.6	59.5	63.5	63.2	63.3	63.0	58.2
Avg. Dist. to Rail [m]	2.3	2.1	2.4	1.7	2.8	3.3	2.2	2.9	3.2	9.3	5.6
Avg. Stride Freq. [Hz]	2.1	2.2	2.2	2.1	2.1	2.1	2.2	2.3	2.3	2.2	2.2
Avg. Stride Length [m]	6.1	7.2	7.4	7.5	7.6	7.7	7.7	7.6	7.6	7.3	7.2



- [] Ranking at each section and finish
- .-.- No data available at this section
- NA No data available



Horse/Jockey Name	Gentileschi
Final Rank	14
Fastest Section Time (Section)	0:11.57 (600m)
Top Speed [km/h] (Section)	63.3 (600m)
Race State	Finished



Eagle Farm QLD Professional

Race 8: SEVEN QUEENSLAND OAKS - 2200m

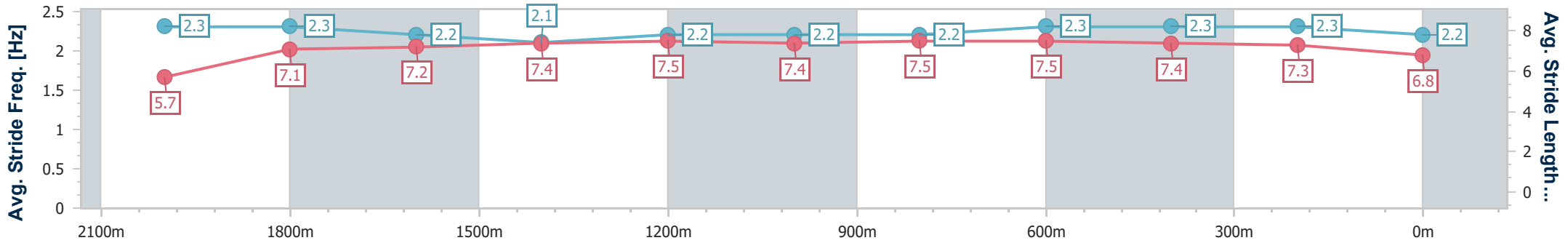
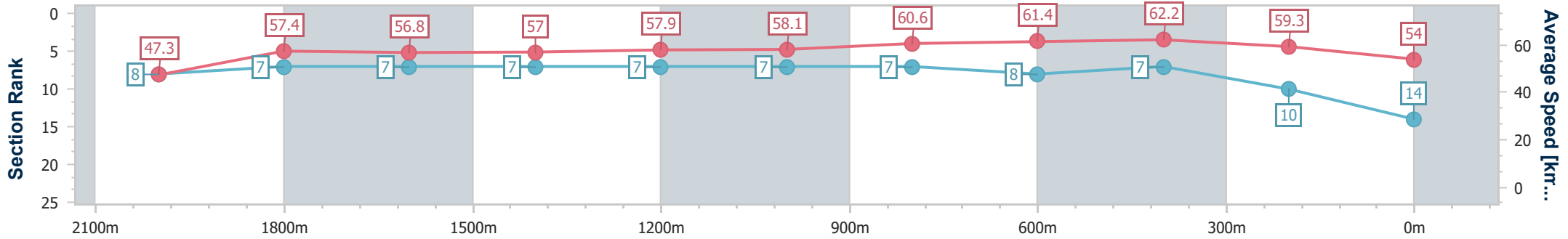
08 June 2024 - 15:56

Track Rating: Good 4, Weather: Fine, Rail Position: +2.5m Entire



BRISBANE RACING CLUB

Section	Overall	2000m	1800m	1600m	1400m	1200m	1000m	800m	600m	400m	200m
Section Times	2:18.77 [14] (0:15.21)	2:03.56 [8] (0:12.55)	1:51.01 [7] (0:12.75)	1:38.26 [7] (0:12.62)	1:25.64 [7] (0:12.48)	1:13.16 [7] (0:12.36)	1:00.80 [7] (0:11.93)	0:48.87 [7] (0:11.76)	0:37.11 [8] (0:11.57)	0:25.54 [7] (0:12.15)	0:13.39 [10] (0:13.39)
Average Speed [km/h]	47.3	57.4	56.8	57.0	57.9	58.1	60.6	61.4	62.2	59.3	54.0
Top Speed [km/h]	60.4	59.4	58.6	58.4	58.5	59.2	63.0	62.4	63.3	60.8	57.8
Avg. Dist. to Rail [m]	1.4	0.7	1.4	0.7	0.4	0.5	0.4	0.7	1.0	8.0	6.9
Avg. Stride Freq. [Hz]	2.3	2.3	2.2	2.1	2.2	2.2	2.2	2.3	2.3	2.3	2.2
Avg. Stride Length [m]	5.7	7.1	7.2	7.4	7.5	7.4	7.5	7.5	7.4	7.3	6.8



- [] Ranking at each section and finish
- .-.- No data available at this section
- NA No data available



Horse/Jockey Name	Moonlight Magic
Final Rank	15
Fastest Section Time (Section)	0:11.66 (800m)
Top Speed [km/h] (Section)	64.3 (600m)
Race State	Finished



Eagle Farm QLD Professional
Race 8: SEVEN QUEENSLAND OAKS - 2200m

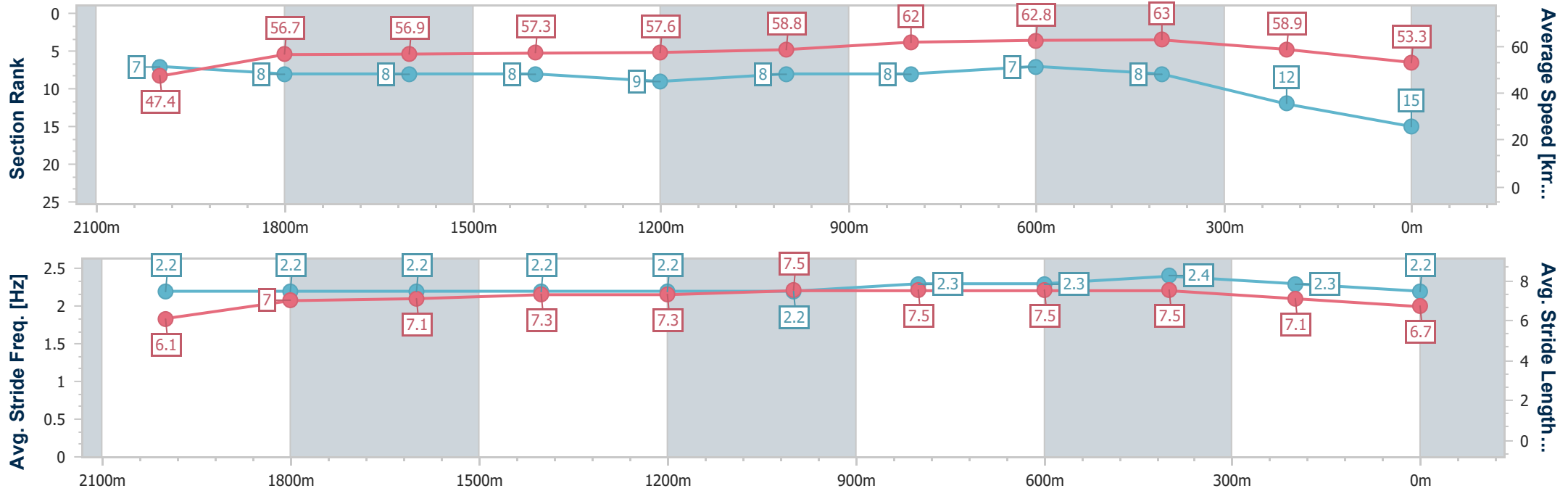
08 June 2024 - 15:56

Track Rating: Good 4, Weather: Fine, Rail Position: +2.5m Entire



BRISBANE RACING CLUB

Section	Overall	2000m	1800m	1600m	1400m	1200m	1000m	800m	600m	400m	200m
Section Times	2:19.12 [15] (0:15.18)	2:03.94 [7] (0:12.67)	1:51.27 [8] (0:12.73)	1:38.54 [8] (0:12.70)	1:25.84 [8] (0:12.54)	1:13.30 [9] (0:12.26)	1:01.04 [8] (0:11.84)	0:49.20 [8] (0:11.66)	0:37.54 [7] (0:11.74)	0:25.80 [8] (0:12.21)	0:13.59 [12] (0:13.59)
Average Speed [km/h]	47.4	56.7	56.9	57.3	57.6	58.8	62.0	62.8	63.0	58.9	53.3
Top Speed [km/h]	60.4	58.0	58.1	58.6	58.4	59.9	62.8	63.8	64.3	61.7	56.5
Avg. Dist. to Rail [m]	1.7	0.8	1.5	2.7	2.6	3.3	3.5	4.0	5.4	10.2	9.9
Avg. Stride Freq. [Hz]	2.2	2.2	2.2	2.2	2.2	2.2	2.3	2.3	2.4	2.3	2.2
Avg. Stride Length [m]	6.1	7.0	7.1	7.3	7.3	7.5	7.5	7.5	7.5	7.1	6.7



- [] Ranking at each section and finish
- .-.- No data available at this section
- NA No data available



Horse/Jockey Name	Unique Ambition
Final Rank	16
Fastest Section Time (Section)	0:11.32 (800m)
Top Speed [km/h] (Section)	66.3 (800m)
Race State	Finished

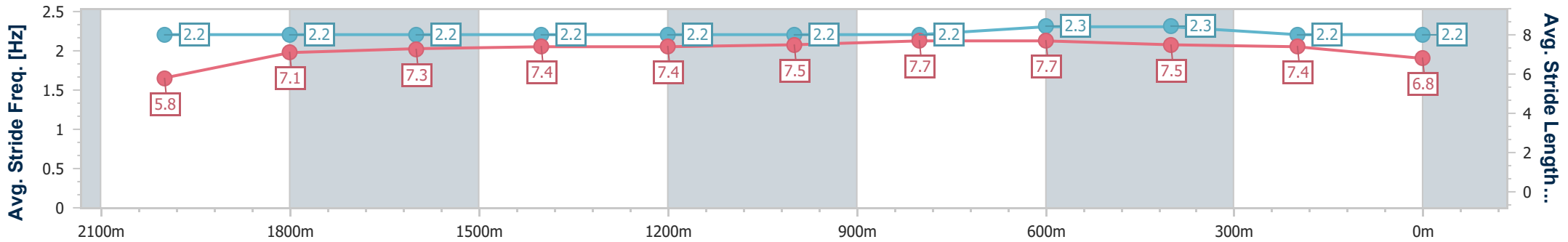
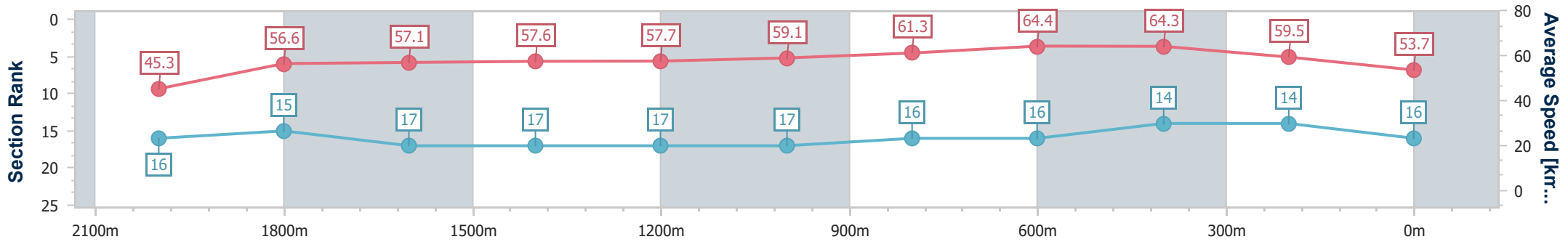


Eagle Farm QLD Professional
 Race 8: SEVEN QUEENSLAND OAKS - 2200m
 08 June 2024 - 15:56
 Track Rating: Good 4, Weather: Fine, Rail Position: +2.5m Entire



BRISBANE
RACING CLUB

Section	Overall	2000m	1800m	1600m	1400m	1200m	1000m	800m	600m	400m	200m
Section Times	2:19.22 [16] (0:15.91)	2:03.31 [16] (0:12.79)	1:50.52 [15] (0:12.86)	1:37.66 [17] (0:12.66)	1:25.00 [17] (0:12.53)	1:12.47 [17] (0:12.18)	1:00.29 [17] (0:11.89)	0:48.40 [16] (0:11.32)	0:37.08 [16] (0:11.46)	0:25.62 [14] (0:12.13)	0:13.49 [14] (0:13.49)
Average Speed [km/h]	45.3	56.6	57.1	57.6	57.7	59.1	61.3	64.4	64.3	59.5	53.7
Top Speed [km/h]	58.7	57.7	58.5	58.7	59.9	60.5	64.1	66.3	66.1	62.4	57.1
Avg. Dist. to Rail [m]	6.6	1.4	3.9	3.6	3.2	3.4	2.3	3.0	4.8	9.6	8.0
Avg. Stride Freq. [Hz]	2.2	2.2	2.2	2.2	2.2	2.2	2.2	2.3	2.3	2.2	2.2
Avg. Stride Length [m]	5.8	7.1	7.3	7.4	7.4	7.5	7.7	7.7	7.5	7.4	6.8



- [] Ranking at each section and finish
- .-.- No data available at this section
- NA No data available



Horse/Jockey Name	Callistemon
Final Rank	17
Fastest Section Time (Section)	0:11.52 (800m)
Top Speed [km/h] (Section)	64.5 (1000m)
Race State	Finished

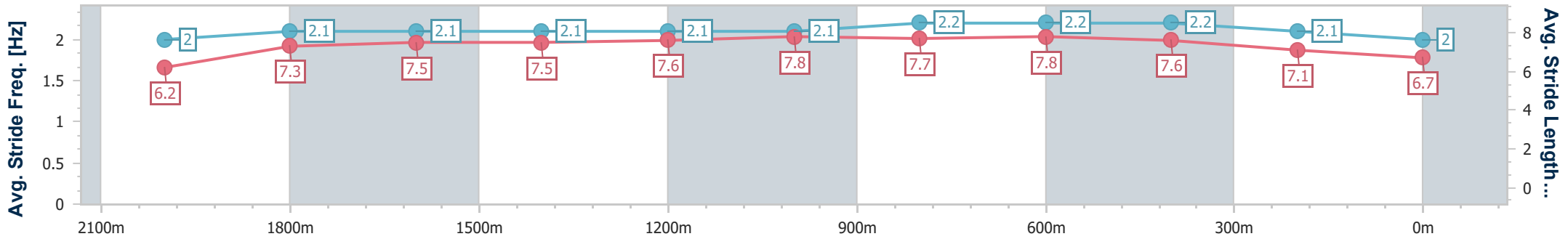
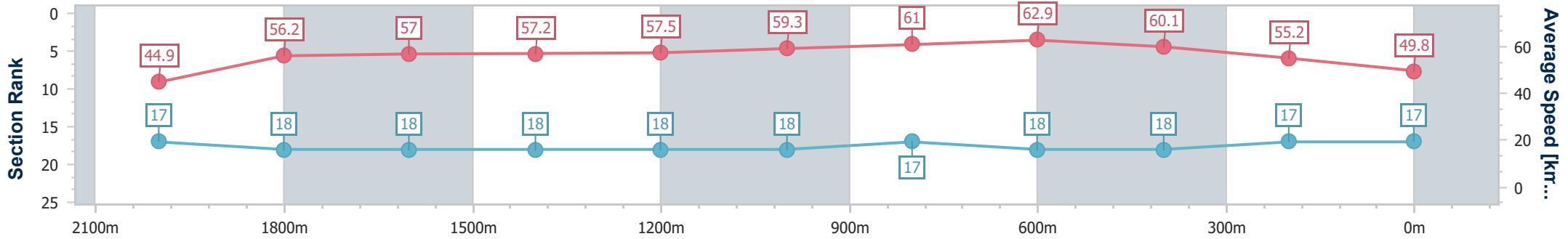


Eagle Farm QLD Professional
 Race 8: SEVEN QUEENSLAND OAKS - 2200m
 08 June 2024 - 15:56
 Track Rating: Good 4, Weather: Fine, Rail Position: +2.5m Entire



BRISBANE
RACING CLUB

Section	Overall	2000m	1800m	1600m	1400m	1200m	1000m	800m	600m	400m	200m
Section Times	2:21.97 [17] (0:16.08)	2:05.89 [17] (0:12.80)	1:53.09 [18] (0:12.70)	1:40.39 [18] (0:12.68)	1:27.71 [18] (0:12.53)	1:15.18 [18] (0:12.17)	1:03.01 [18] (0:11.87)	0:51.14 [17] (0:11.52)	0:39.62 [18] (0:12.03)	0:27.59 [18] (0:13.03)	0:14.56 [17] (0:14.56)
Average Speed [km/h]	44.9	56.2	57.0	57.2	57.5	59.3	61.0	62.9	60.1	55.2	49.8
Top Speed [km/h]	56.6	57.9	58.5	57.9	60.1	61.5	64.5	63.8	61.8	58.8	51.1
Avg. Dist. to Rail [m]	7.3	0.4	0.8	1.8	1.7	2.0	1.6	1.0	0.7	6.0	7.0
Avg. Stride Freq. [Hz]	2.0	2.1	2.1	2.1	2.1	2.1	2.2	2.2	2.2	2.1	2.0
Avg. Stride Length [m]	6.2	7.3	7.5	7.5	7.6	7.8	7.7	7.8	7.6	7.1	6.7



- [] Ranking at each section and finish
- .-.- No data available at this section
- NA No data available



Horse/Jockey Name	Scarlet Oak
Final Rank	18
Fastest Section Time (Section)	0:11.42 (800m)
Top Speed [km/h] (Section)	64.8 (800m)
Race State	Finished



Eagle Farm QLD Professional
Race 8: SEVEN QUEENSLAND OAKS - 2200m

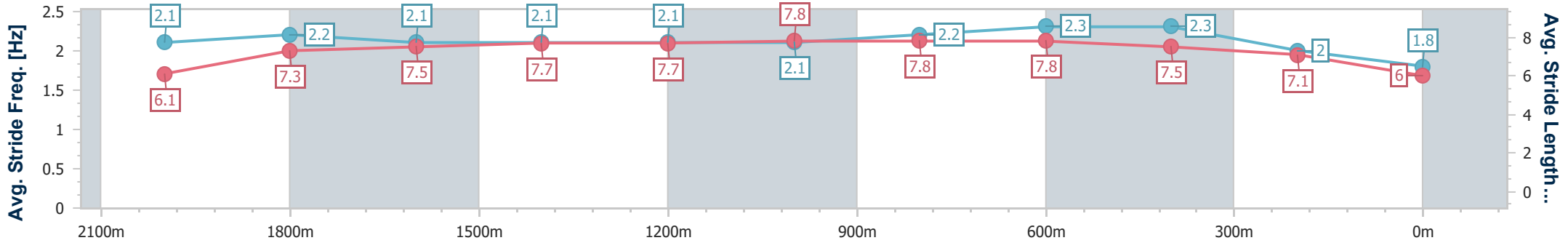
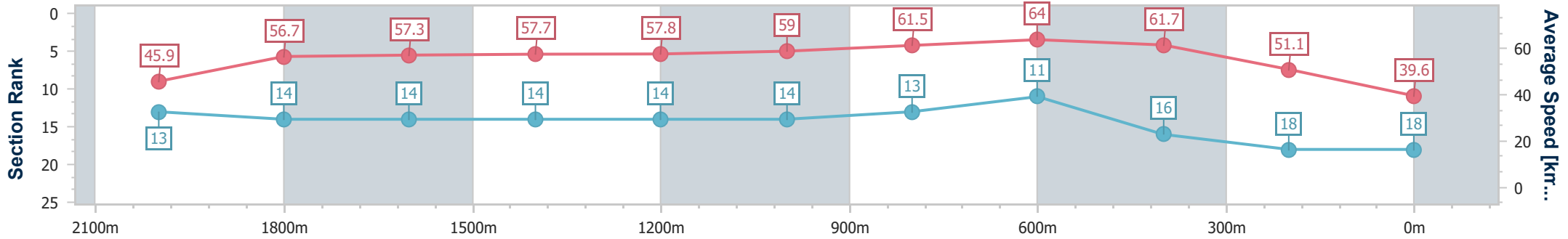
08 June 2024 - 15:56

Track Rating: Good 4, Weather: Fine, Rail Position: +2.5m Entire



BRISBANE
RACING CLUB

Section	Overall	2000m	1800m	1600m	1400m	1200m	1000m	800m	600m	400m	200m
Section Times	2:26.15 [18] (0:15.69)	2:10.46 [13] (0:12.82)	1:57.64 [14] (0:12.80)	1:44.84 [14] (0:12.69)	1:32.15 [14] (0:12.47)	1:19.68 [14] (0:12.21)	1:07.47 [14] (0:11.82)	0:55.65 [13] (0:11.42)	0:44.23 [11] (0:11.89)	0:32.34 [16] (0:14.09)	0:18.25 [18] (0:18.25)
Average Speed [km/h]	45.9	56.7	57.3	57.7	57.8	59.0	61.5	64.0	61.7	51.1	39.6
Top Speed [km/h]	58.0	57.2	59.2	58.2	59.8	59.9	63.9	64.8	64.0	58.0	45.9
Avg. Dist. to Rail [m]	6.2	1.5	3.3	4.2	3.0	2.3	2.0	2.9	4.4	9.8	10.1
Avg. Stride Freq. [Hz]	2.1	2.2	2.1	2.1	2.1	2.1	2.2	2.3	2.3	2.0	1.8
Avg. Stride Length [m]	6.1	7.3	7.5	7.7	7.7	7.8	7.8	7.8	7.5	7.1	6.0



- [] Ranking at each section and finish
- .-.- No data available at this section
- NA No data available



Eagle Farm QLD Professional

Race 9: THE STAR MORETON CUP - 1200m

08 June 2024 - 16:33



BRISBANE
RACING CLUB

Track Rating: Good 4, Weather: Fine, Rail Position: +2.5m Entire

Section												Last 600m		
Field Times		Overall	1000m	800m	600m	400m	200m						0:34.56	
		1:09.40 (0:12.91)	0:56.49 (0:10.70)	0:45.79 (0:11.23)	0:34.56 (0:11.43)	0:23.13 (0:11.27)	0:11.86 (0:11.86)							
Rank	TAB	Horse/Jockey	Barrier	Top Speed [km/h]	Fastest Section							Margin	Distance Travelled [m]	
1	3	VILANA James McDonald	3	68.2 400m	0:10.73 400m	1:09.40 [1] (0:13.41)	0:55.99 [6] (0:11.06)	0:44.93 [6] (0:11.26)	0:33.67 [6] (0:11.11)	0:22.56 [6] (0:10.73)	0:11.83 [2] (0:11.83)	1:09.40	0:33.67	
2	2	MAZU Jamie Kah	10	69.1 Overall	0:10.95 1000m	1:10.02 [2] (0:13.08)	0:56.94 [2] (0:10.95)	0:45.99 [3] (0:11.20)	0:34.79 [3] (0:11.39)	0:23.40 [3] (0:11.24)	0:12.16 [5] (0:12.16)	3.67L	0:34.79	+1
3	1	JIGSAW Nash Rawiller	13	68.6 Overall	0:11.01 1000m	1:10.04 [3] (0:13.15)	0:56.89 [3] (0:11.01)	0:45.88 [5] (0:11.33)	0:34.55 [5] (0:11.32)	0:23.23 [5] (0:11.03)	0:12.20 [4] (0:12.20)	3.77L	0:34.55	+7
4	5	ALL THAT PIZAZZ Mark Zahra	5	68.9 600m	0:10.86 400m	1:10.05 [4] (0:13.65)	0:56.40 [8] (0:11.03)	0:45.37 [9] (0:11.30)	0:34.07 [9] (0:11.05)	0:23.02 [9] (0:10.86)	0:12.16 [6] (0:12.16)	3.79L	0:34.07	+6
5	8	INSURRECTION Zac Lloyd	1	67.9 Overall	0:10.91 1000m	1:10.21 [5] (0:13.25)	0:56.96 [5] (0:10.91)	0:46.05 [4] (0:11.25)	0:34.80 [4] (0:11.34)	0:23.46 [4] (0:11.02)	0:12.44 [3] (0:12.44)	4.78L	0:34.80	-2
6	6	ZARASTRO Angela Jones	15	71.3 Overall	0:10.70 1000m	1:10.28 [6] (0:12.91)	0:57.37 [1] (0:10.70)	0:46.67 [1] (0:11.23)	0:35.44 [1] (0:11.43)	0:24.01 [1] (0:11.27)	0:12.74 [1] (0:12.74)	5.19L	0:35.44	+2
7	11	NETTUNO Vlad Duric	7	68.9 1000m	0:10.91 1000m	1:10.34 [7] (0:13.74)	0:56.60 [9] (0:10.91)	0:45.69 [8] (0:11.26)	0:34.43 [8] (0:11.11)	0:23.32 [8] (0:11.02)	0:12.30 [8] (0:12.30)	5.5L	0:34.43	+3
8	15	OPAL RIDGE Tommy Berry	8	69.4 600m	0:10.95 1000m	1:10.40 [8] (0:13.87)	0:56.53 [10] (0:10.95)	0:45.58 [10] (0:11.41)	0:34.17 [10] (0:10.98)	0:23.19 [10] (0:10.97)	0:12.22 [10] (0:12.22)	5.87L	0:34.17	+5
9	7	ROCKETING BY Adam Hyeronimus	6	67.6 1000m	0:10.97 400m	1:10.42 [9] (0:13.88)	0:56.54 [11] (0:11.11)	0:45.43 [12] (0:11.30)	0:34.13 [12] (0:11.04)	0:23.09 [11] (0:10.97)	0:12.12 [11] (0:12.12)	6.02L	0:34.13	-2
10	9	AT WITZ END Samantha Collett	14	70.7 1000m	0:10.65 1000m	1:10.54 [10] (0:13.19)	0:57.35 [4] (0:10.65)	0:46.70 [2] (0:11.16)	0:35.54 [2] (0:11.46)	0:24.08 [2] (0:11.44)	0:12.64 [7] (0:12.64)	6.7L	0:35.54	-1

Scratched: Deepour (#12), Iowna Merc (#13)



Eagle Farm QLD Professional
Race 9: THE STAR MORETON CUP - 1200m
08 June 2024 - 16:33



BRISBANE
RACING CLUB

Track Rating: Good 4, Weather: Fine, Rail Position: +2.5m Entire

Section		Overall	1000m	800m	600m	400m	200m	Last 600m					
Field Times		1:09.40 (0:12.91)	0:56.49 (0:10.70)	0:45.79 (0:11.23)	0:34.56 (0:11.43)	0:23.13 (0:11.27)	0:11.86 (0:11.86)	0:34.56					
Rank	TAB Horse/Jockey	Barrier	Top Speed [km/h]	Fastest Section	Margin							Distance Travelled [m]	
11	4 THE BIG GOODBYE Blake Shinn	4	69.6 Overall	0:10.96 1000m	1:10.57 [11] (0:13.57)	0:57.00 [7] (0:10.96)	0:46.04 [7] (0:11.31)	0:34.73 [7] (0:11.08)	0:23.65 [7] (0:11.17)	0:12.48 [9] (0:12.48)	6.85L	0:34.73	-3
12	10 WHAT YOU NEED Craig Williams	12	68.2 400m	0:10.93 1000m	1:10.60 [12] (0:14.06)	0:56.54 [12] (0:10.93)	0:45.61 [11] (0:11.29)	0:34.32 [11] (0:11.08)	0:23.24 [12] (0:10.95)	0:12.29 [12] (0:12.29)	7.04L	0:34.32	+4
13	14 LEKVARTE Michael Dee	11	68.1 1000m	0:10.91 400m	1:10.62 [13] (0:14.39)	0:56.23 [13] (0:10.94)	0:45.29 [13] (0:11.18)	0:34.11 [13] (0:11.06)	0:23.05 [13] (0:10.91)	0:12.14 [13] (0:12.14)	7.14L	0:34.11	-5

Scratched: Deepour (#12), Iowna Merc (#13)

[] Ranking at each section and finish
 -:-:- No data available at this section
 NA No data available

SCN Saddle cloth number
 DNF Did not finish
 DNT Did not track



Horse/Jockey Name	Vilana
Final Rank	1
Fastest Section Time (Section)	0:10.73 (400m)
Top Speed [km/h] (Section)	68.2 (400m)
Race State	Finished

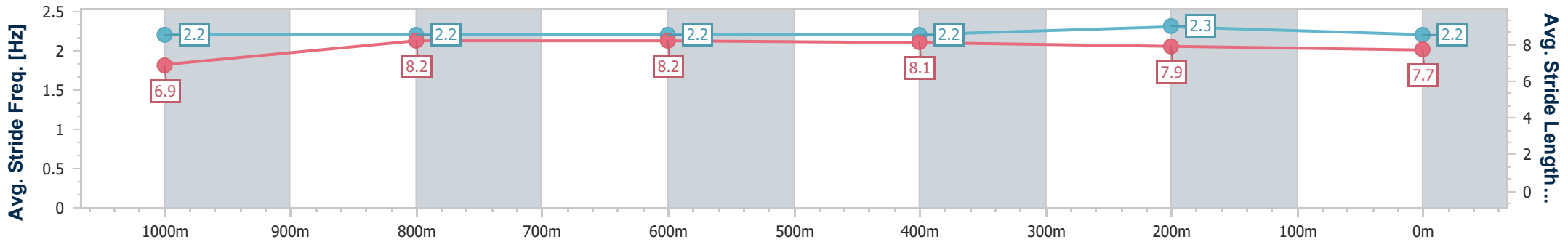
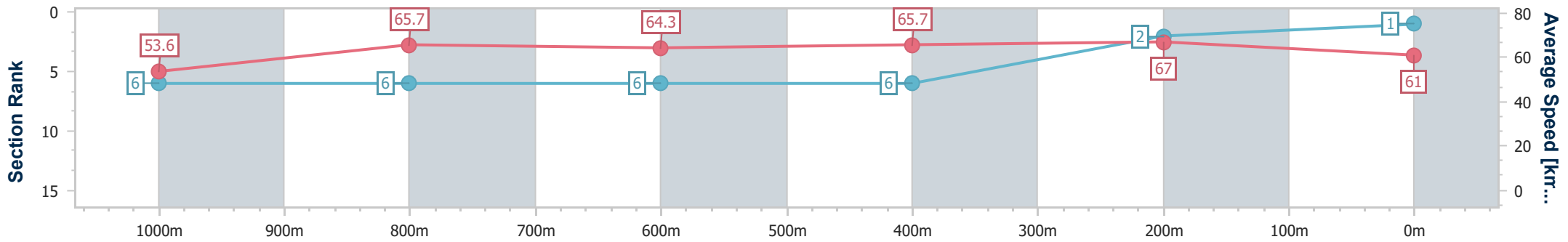


Eagle Farm QLD Professional
 Race 9: THE STAR MORETON CUP - 1200m
 08 June 2024 - 16:33
 Track Rating: Good 4, Weather: Fine, Rail Position: +2.5m Entire



BRISBANE
 RACING CLUB

Section	Overall	1000m	800m	600m	400m	200m
Section Times	1:09.40 [1] (0:13.41)	0:55.99 [6] (0:11.06)	0:44.93 [6] (0:11.26)	0:33.67 [6] (0:11.11)	0:22.56 [6] (0:10.73)	0:11.83 [2] (0:11.83)
Average Speed [km/h]	53.6	65.7	64.3	65.7	67.0	61.0
Top Speed [km/h]	66.8	66.4	65.2	67.7	68.2	65.1
Avg. Dist. to Rail [m]	1.2	1.9	1.4	2.3	5.8	4.7
Avg. Stride Freq. [Hz]	2.2	2.2	2.2	2.2	2.3	2.2
Avg. Stride Length [m]	6.9	8.2	8.2	8.1	7.9	7.7



- [] Ranking at each section and finish
- .-.- No data available at this section
- NA No data available



Horse/Jockey Name	Mazu
Final Rank	2
Fastest Section Time (Section)	0:10.95 (1000m)
Top Speed [km/h] (Section)	69.1 (Overall)
Race State	Finished



Eagle Farm QLD Professional

Race 9: THE STAR MORETON CUP - 1200m

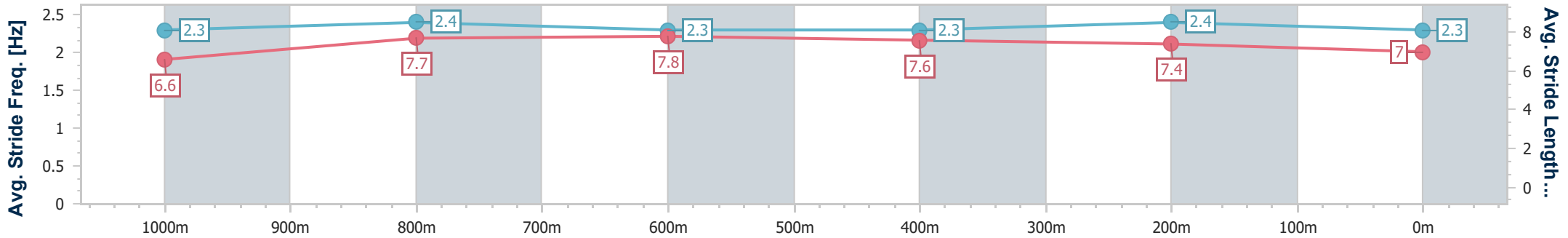
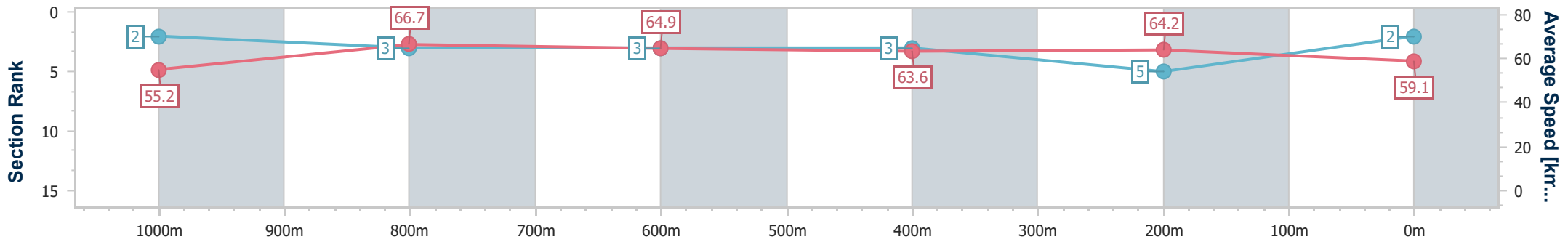
08 June 2024 - 16:33

Track Rating: Good 4, Weather: Fine, Rail Position: +2.5m Entire



BRISBANE RACING CLUB

Section	Overall	1000m	800m	600m	400m	200m
Section Times	1:10.02 [2] (0:13.08)	0:56.94 [2] (0:10.95)	0:45.99 [3] (0:11.20)	0:34.79 [3] (0:11.39)	0:23.40 [3] (0:11.24)	0:12.16 [5] (0:12.16)
Average Speed [km/h]	55.2	66.7	64.9	63.6	64.2	59.1
Top Speed [km/h]	69.1	68.0	66.1	64.9	65.8	62.4
Avg. Dist. to Rail [m]	5.5	2.6	1.8	2.1	6.5	6.5
Avg. Stride Freq. [Hz]	2.3	2.4	2.3	2.3	2.4	2.3
Avg. Stride Length [m]	6.6	7.7	7.8	7.6	7.4	7.0



- [] Ranking at each section and finish
- .-.- No data available at this section
- NA No data available



Horse/Jockey Name	Jigsaw
Final Rank	3
Fastest Section Time (Section)	0:11.01 (1000m)
Top Speed [km/h] (Section)	68.6 (Overall)
Race State	Finished

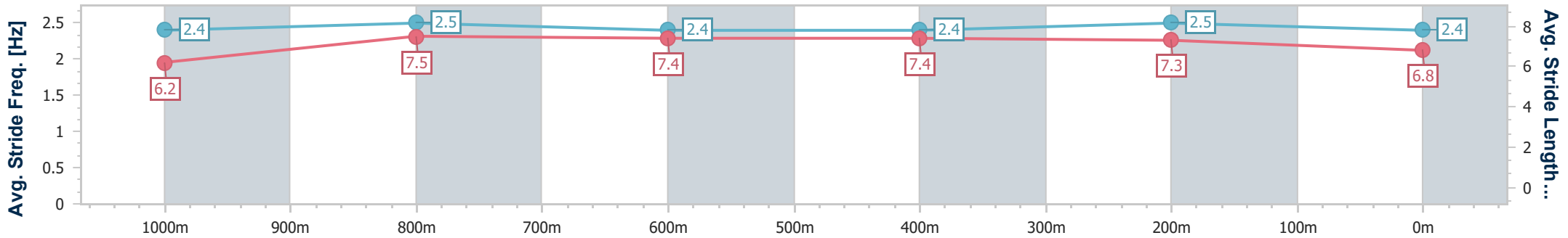
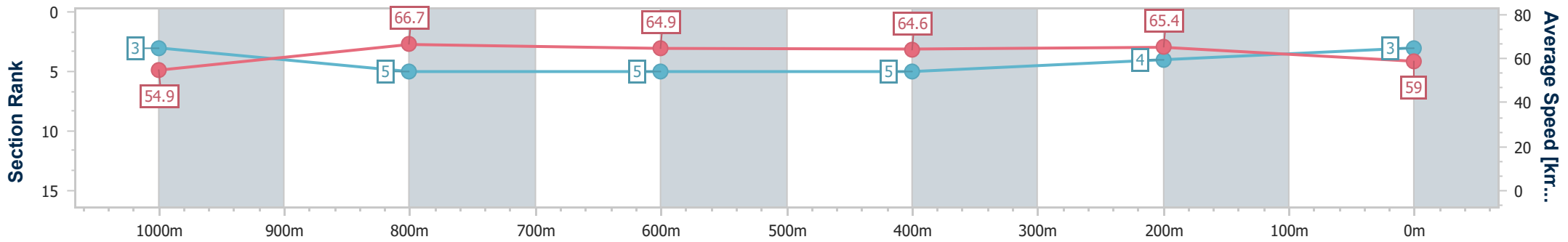


Eagle Farm QLD Professional
 Race 9: THE STAR MORETON CUP - 1200m
 08 June 2024 - 16:33
 Track Rating: Good 4, Weather: Fine, Rail Position: +2.5m Entire



BRISBANE
 RACING CLUB

Section	Overall	1000m	800m	600m	400m	200m
Section Times	1:10.04 [3] (0:13.15)	0:56.89 [3] (0:11.01)	0:45.88 [5] (0:11.33)	0:34.55 [5] (0:11.32)	0:23.23 [5] (0:11.03)	0:12.20 [4] (0:12.20)
Average Speed [km/h]	54.9	66.7	64.9	64.6	65.4	59.0
Top Speed [km/h]	68.6	68.0	66.1	66.3	66.9	62.2
Avg. Dist. to Rail [m]	7.9	3.9	4.2	3.8	8.9	7.7
Avg. Stride Freq. [Hz]	2.4	2.5	2.4	2.4	2.5	2.4
Avg. Stride Length [m]	6.2	7.5	7.4	7.4	7.3	6.8



- [] Ranking at each section and finish
- .-.- No data available at this section
- NA No data available



Horse/Jockey Name	All That Pizzazz
Final Rank	4
Fastest Section Time (Section)	0:10.86 (400m)
Top Speed [km/h] (Section)	68.9 (600m)
Race State	Finished

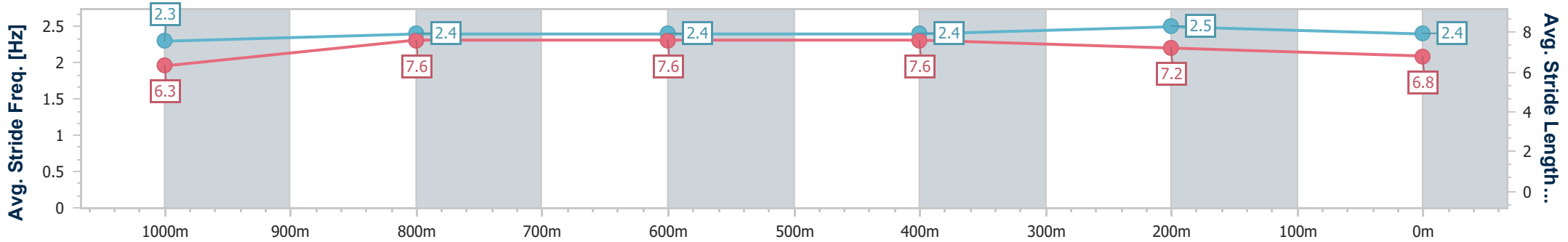
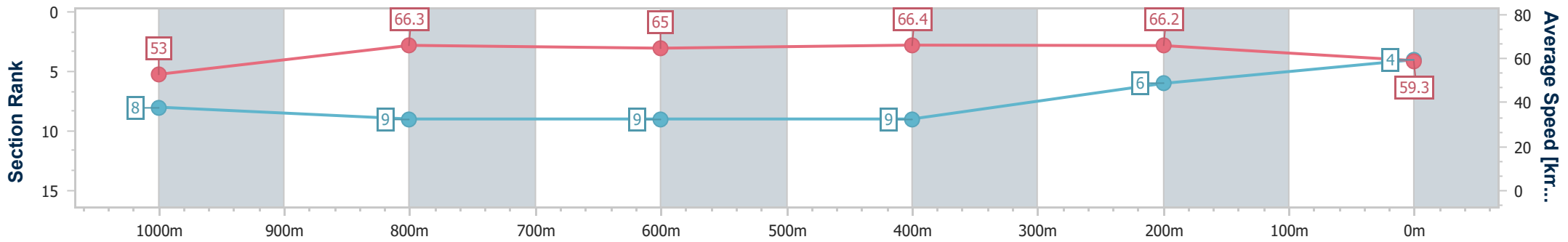


Eagle Farm QLD Professional
 Race 9: THE STAR MORETON CUP - 1200m
 08 June 2024 - 16:33
 Track Rating: Good 4, Weather: Fine, Rail Position: +2.5m Entire



BRISBANE
 RACING CLUB

Section	Overall	1000m	800m	600m	400m	200m
Section Times	1:10.05 [4] (0:13.65)	0:56.40 [8] (0:11.03)	0:45.37 [9] (0:11.30)	0:34.07 [9] (0:11.05)	0:23.02 [9] (0:10.86)	0:12.16 [6] (0:12.16)
Average Speed [km/h]	53.0	66.3	65.0	66.4	66.2	59.3
Top Speed [km/h]	68.3	68.5	66.0	68.9	68.6	63.9
Avg. Dist. to Rail [m]	2.8	3.6	4.5	3.8	10.3	9.0
Avg. Stride Freq. [Hz]	2.3	2.4	2.4	2.4	2.5	2.4
Avg. Stride Length [m]	6.3	7.6	7.6	7.6	7.2	6.8



- [] Ranking at each section and finish
- .-.- No data available at this section
- NA No data available



Horse/Jockey Name	Insurrection
Final Rank	5
Fastest Section Time (Section)	0:10.91 (1000m)
Top Speed [km/h] (Section)	67.9 (Overall)
Race State	Finished



Eagle Farm QLD Professional

Race 9: THE STAR MORETON CUP - 1200m

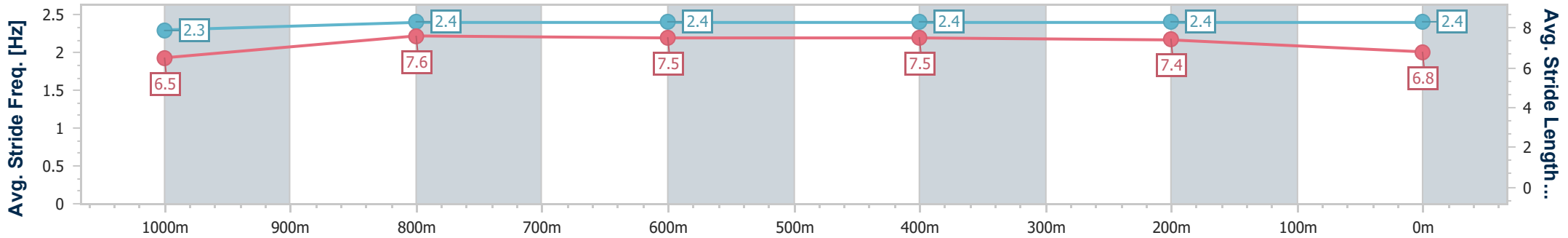
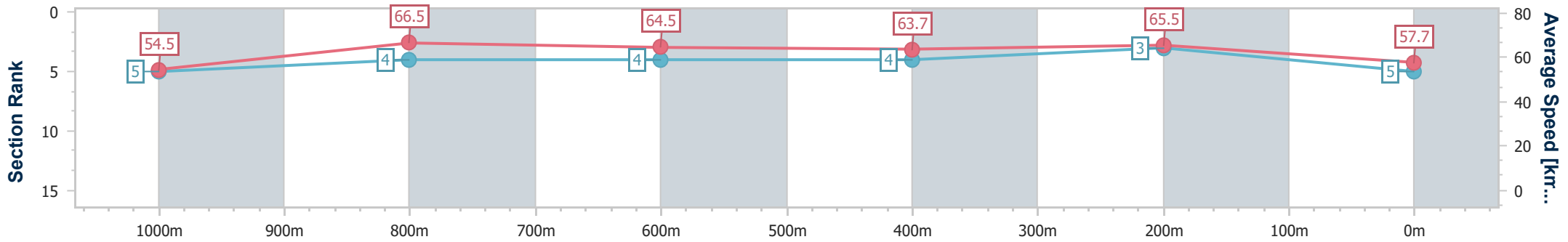
08 June 2024 - 16:33

Track Rating: Good 4, Weather: Fine, Rail Position: +2.5m Entire



BRISBANE RACING CLUB

Section	Overall	1000m	800m	600m	400m	200m
Section Times	1:10.21 [5] (0:13.25)	0:56.96 [5] (0:10.91)	0:46.05 [4] (0:11.25)	0:34.80 [4] (0:11.34)	0:23.46 [4] (0:11.02)	0:12.44 [3] (0:12.44)
Average Speed [km/h]	54.5	66.5	64.5	63.7	65.5	57.7
Top Speed [km/h]	67.9	67.3	65.7	64.9	66.6	61.7
Avg. Dist. to Rail [m]	0.9	1.5	1.6	1.6	4.1	2.4
Avg. Stride Freq. [Hz]	2.3	2.4	2.4	2.4	2.4	2.4
Avg. Stride Length [m]	6.5	7.6	7.5	7.5	7.4	6.8



- [] Ranking at each section and finish
- .-.- No data available at this section
- NA No data available



Horse/Jockey Name	Zarastro
Final Rank	6
Fastest Section Time (Section)	0:10.70 (1000m)
Top Speed [km/h] (Section)	71.3 (Overall)
Race State	Finished



Eagle Farm QLD Professional
Race 9: THE STAR MORETON CUP - 1200m

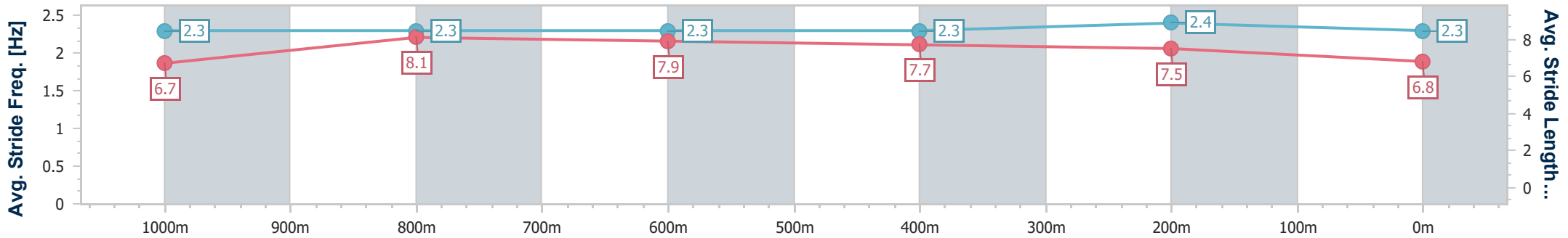
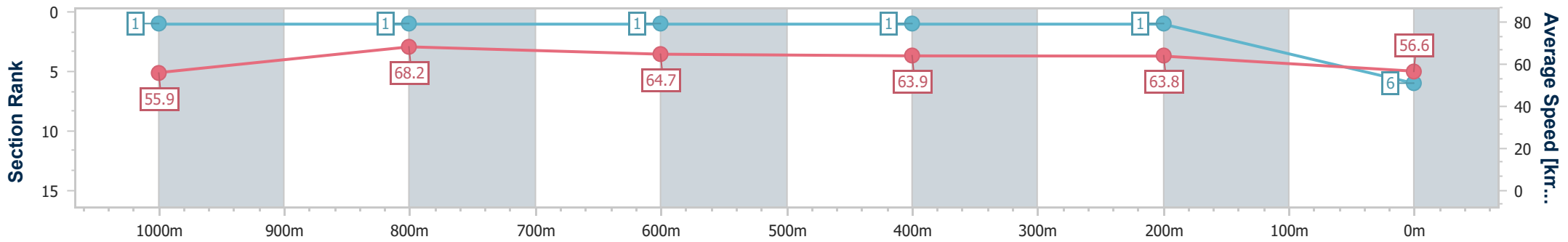
08 June 2024 - 16:33

Track Rating: Good 4, Weather: Fine, Rail Position: +2.5m Entire



BRISBANE RACING CLUB

Section	Overall	1000m	800m	600m	400m	200m
Section Times	1:10.28 [6] (0:12.91)	0:57.37 [1] (0:10.70)	0:46.67 [1] (0:11.23)	0:35.44 [1] (0:11.43)	0:24.01 [1] (0:11.27)	0:12.74 [1] (0:12.74)
Average Speed [km/h]	55.9	68.2	64.7	63.9	63.8	56.6
Top Speed [km/h]	71.3	69.5	67.0	64.6	66.2	60.5
Avg. Dist. to Rail [m]	9.9	2.4	2.4	2.4	5.0	5.3
Avg. Stride Freq. [Hz]	2.3	2.3	2.3	2.3	2.4	2.3
Avg. Stride Length [m]	6.7	8.1	7.9	7.7	7.5	6.8



- [] Ranking at each section and finish
- .-.- No data available at this section
- NA No data available



Horse/Jockey Name	Nettuno
Final Rank	7
Fastest Section Time (Section)	0:10.91 (1000m)
Top Speed [km/h] (Section)	68.9 (1000m)
Race State	Finished

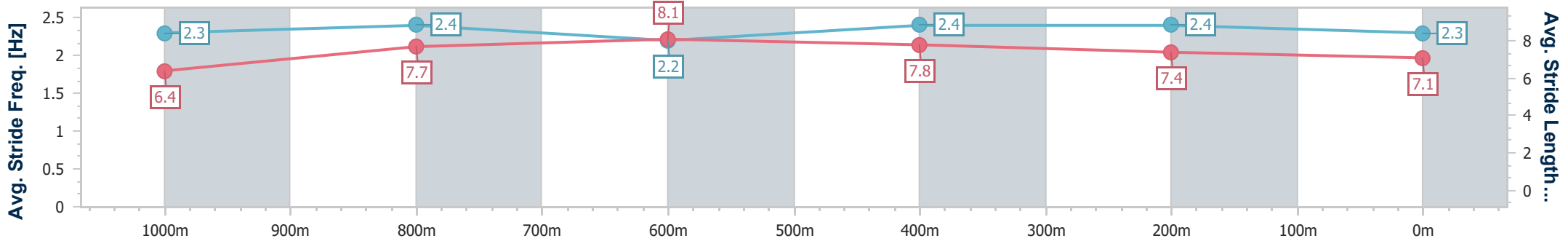
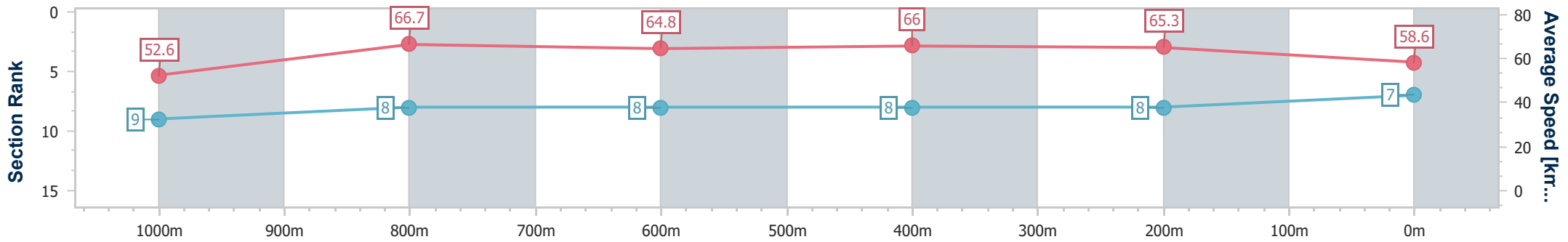


Eagle Farm QLD Professional
 Race 9: THE STAR MORETON CUP - 1200m
 08 June 2024 - 16:33
 Track Rating: Good 4, Weather: Fine, Rail Position: +2.5m Entire



BRISBANE
 RACING CLUB

Section	Overall	1000m	800m	600m	400m	200m
Section Times	1:10.34 [7] (0:13.74)	0:56.60 [9] (0:10.91)	0:45.69 [8] (0:11.26)	0:34.43 [8] (0:11.11)	0:23.32 [8] (0:11.02)	0:12.30 [8] (0:12.30)
Average Speed [km/h]	52.6	66.7	64.8	66.0	65.3	58.6
Top Speed [km/h]	67.5	68.9	65.3	67.6	67.5	61.6
Avg. Dist. to Rail [m]	4.4	2.0	2.5	3.8	9.9	9.4
Avg. Stride Freq. [Hz]	2.3	2.4	2.2	2.4	2.4	2.3
Avg. Stride Length [m]	6.4	7.7	8.1	7.8	7.4	7.1



- [] Ranking at each section and finish
- .-.- No data available at this section
- NA No data available



Horse/Jockey Name	Opal Ridge
Final Rank	8
Fastest Section Time (Section)	0:10.95 (1000m)
Top Speed [km/h] (Section)	69.4 (600m)
Race State	Finished

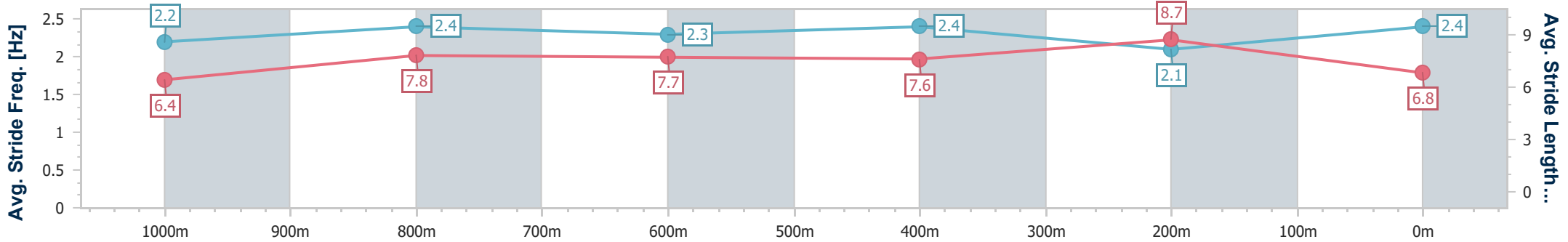
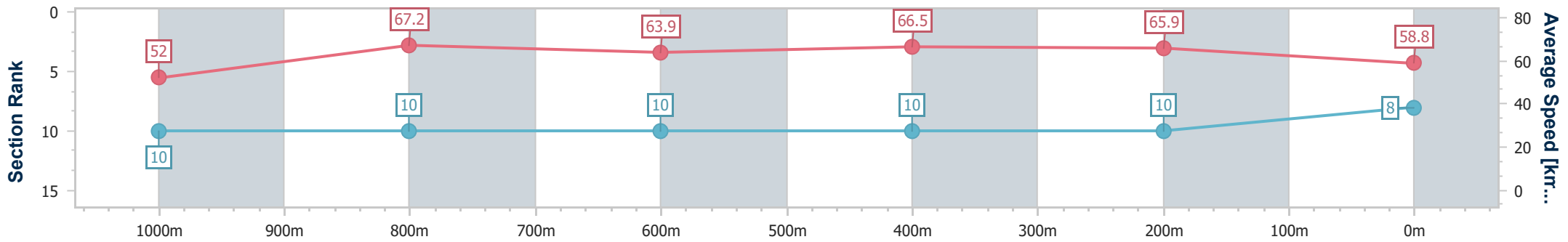


Eagle Farm QLD Professional
 Race 9: THE STAR MORETON CUP - 1200m
 08 June 2024 - 16:33
 Track Rating: Good 4, Weather: Fine, Rail Position: +2.5m Entire



BRISBANE
 RACING CLUB

Section	Overall	1000m	800m	600m	400m	200m
Section Times	1:10.40 [8] (0:13.87)	0:56.53 [10] (0:10.95)	0:45.58 [10] (0:11.41)	0:34.17 [10] (0:10.98)	0:23.19 [10] (0:10.97)	0:12.22 [10] (0:12.22)
Average Speed [km/h]	52.0	67.2	63.9	66.5	65.9	58.8
Top Speed [km/h]	68.3	69.2	64.9	69.4	68.9	62.6
Avg. Dist. to Rail [m]	5.1	3.9	3.0	3.4	9.8	10.3
Avg. Stride Freq. [Hz]	2.2	2.4	2.3	2.4	2.1	2.4
Avg. Stride Length [m]	6.4	7.8	7.7	7.6	8.7	6.8



- [] Ranking at each section and finish
- .-.- No data available at this section
- NA No data available



Horse/Jockey Name	Rocketing By
Final Rank	9
Fastest Section Time (Section)	0:10.97 (400m)
Top Speed [km/h] (Section)	67.6 (1000m)
Race State	Finished

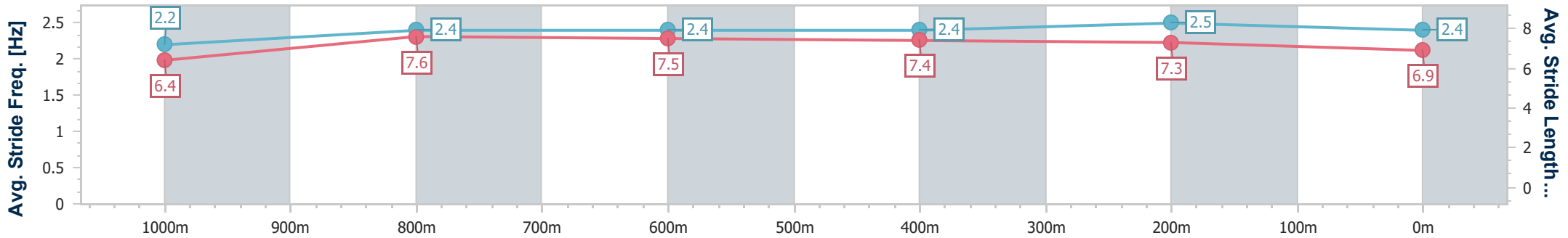
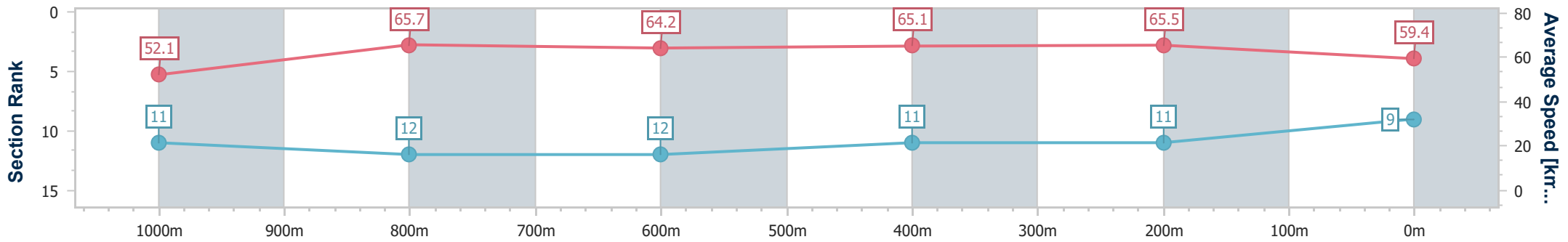


Eagle Farm QLD Professional
 Race 9: THE STAR MORETON CUP - 1200m
 08 June 2024 - 16:33
 Track Rating: Good 4, Weather: Fine, Rail Position: +2.5m Entire



BRISBANE
 RACING CLUB

Section	Overall	1000m	800m	600m	400m	200m
Section Times	1:10.42 [9] (0:13.88)	0:56.54 [11] (0:11.11)	0:45.43 [12] (0:11.30)	0:34.13 [12] (0:11.04)	0:23.09 [11] (0:10.97)	0:12.12 [11] (0:12.12)
Average Speed [km/h]	52.1	65.7	64.2	65.1	65.5	59.4
Top Speed [km/h]	66.9	67.6	65.2	66.3	67.2	62.9
Avg. Dist. to Rail [m]	3.6	3.3	1.2	1.5	8.8	10.3
Avg. Stride Freq. [Hz]	2.2	2.4	2.4	2.4	2.5	2.4
Avg. Stride Length [m]	6.4	7.6	7.5	7.4	7.3	6.9



- [] Ranking at each section and finish
- .-.- No data available at this section
- NA No data available



Horse/Jockey Name	At Witz End
Final Rank	10
Fastest Section Time (Section)	0:10.65 (1000m)
Top Speed [km/h] (Section)	70.7 (1000m)
Race State	Finished

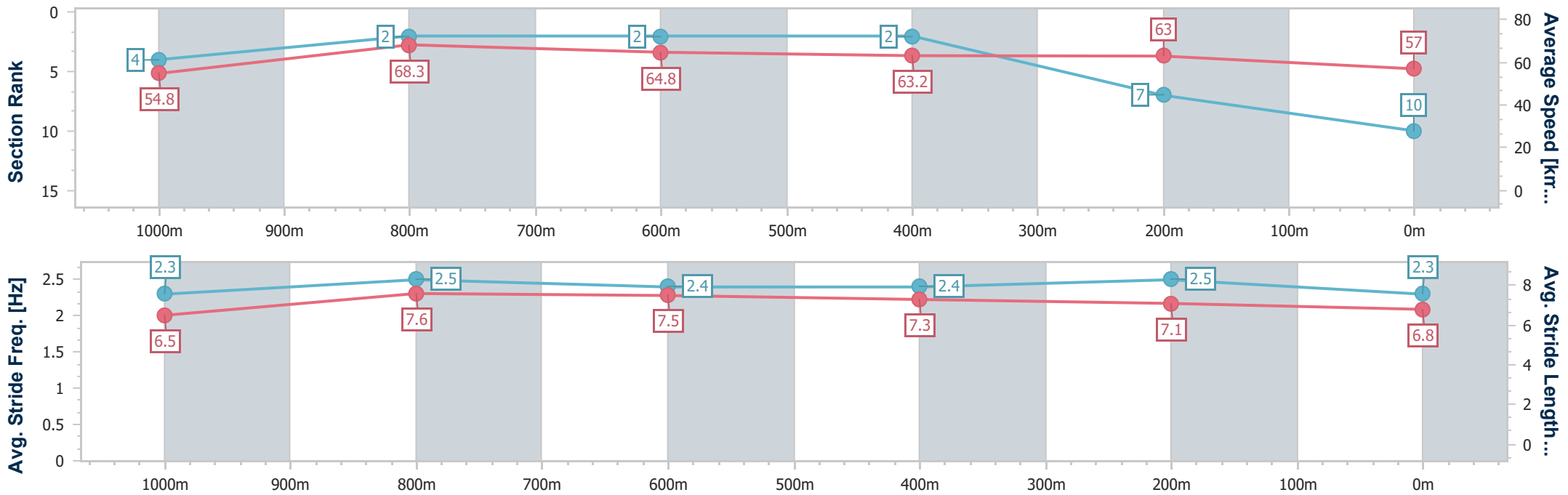


Eagle Farm QLD Professional
 Race 9: THE STAR MORETON CUP - 1200m
 08 June 2024 - 16:33
 Track Rating: Good 4, Weather: Fine, Rail Position: +2.5m Entire



BRISBANE
 RACING CLUB

Section	Overall	1000m	800m	600m	400m	200m
Section Times	1:10.54 [10] (0:13.19)	0:57.35 [4] (0:10.65)	0:46.70 [2] (0:11.16)	0:35.54 [2] (0:11.46)	0:24.08 [2] (0:11.44)	0:12.64 [7] (0:12.64)
Average Speed [km/h]	54.8	68.3	64.8	63.2	63.0	57.0
Top Speed [km/h]	70.5	70.7	66.6	64.1	64.2	60.4
Avg. Dist. to Rail [m]	8.7	1.8	0.9	1.8	5.6	6.1
Avg. Stride Freq. [Hz]	2.3	2.5	2.4	2.4	2.5	2.3
Avg. Stride Length [m]	6.5	7.6	7.5	7.3	7.1	6.8



- [] Ranking at each section and finish
- .-.- No data available at this section
- NA No data available



Horse/Jockey Name	The Big Goodbye
Final Rank	11
Fastest Section Time (Section)	0:10.96 (1000m)
Top Speed [km/h] (Section)	69.6 (Overall)
Race State	Finished

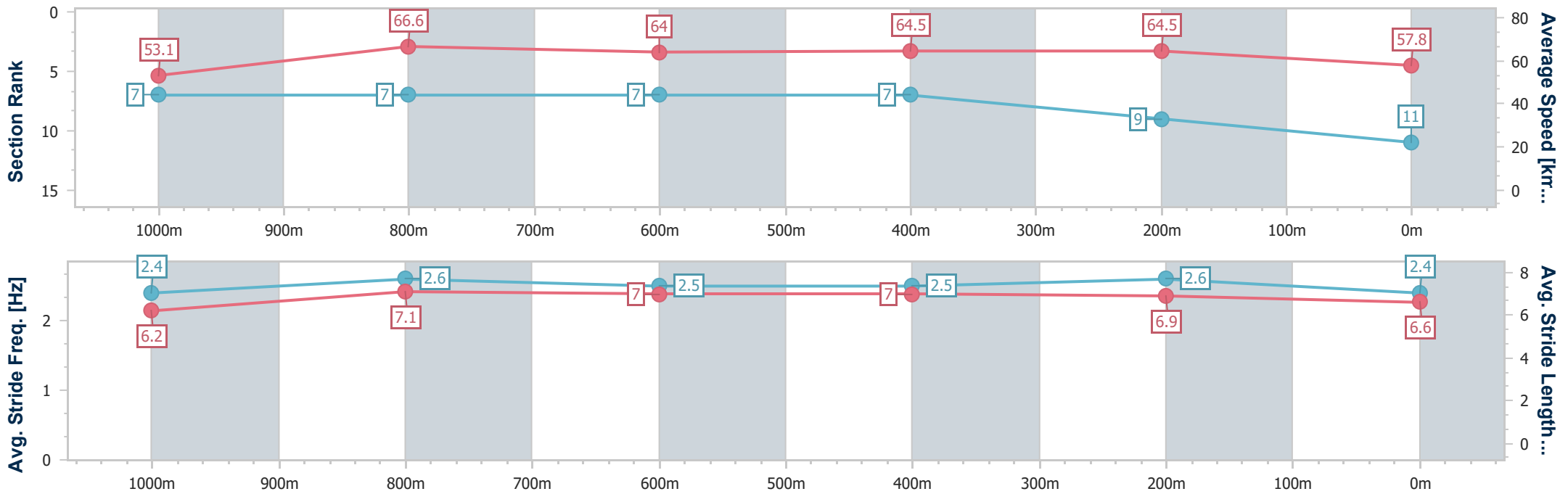


Eagle Farm QLD Professional
 Race 9: THE STAR MORETON CUP - 1200m
 08 June 2024 - 16:33
 Track Rating: Good 4, Weather: Fine, Rail Position: +2.5m Entire



BRISBANE
 RACING CLUB

Section	Overall	1000m	800m	600m	400m	200m
Section Times	1:10.57 [11] (0:13.57)	0:57.00 [7] (0:10.96)	0:46.04 [7] (0:11.31)	0:34.73 [7] (0:11.08)	0:23.65 [7] (0:11.17)	0:12.48 [9] (0:12.48)
Average Speed [km/h]	53.1	66.6	64.0	64.5	64.5	57.8
Top Speed [km/h]	69.6	68.1	65.2	65.7	65.6	62.4
Avg. Dist. to Rail [m]	1.9	2.6	1.4	1.4	1.9	2.2
Avg. Stride Freq. [Hz]	2.4	2.6	2.5	2.5	2.6	2.4
Avg. Stride Length [m]	6.2	7.1	7.0	7.0	6.9	6.6



- [] Ranking at each section and finish
- .-.- No data available at this section
- NA No data available



Horse/Jockey Name	What You Need
Final Rank	12
Fastest Section Time (Section)	0:10.93 (1000m)
Top Speed [km/h] (Section)	68.2 (400m)
Race State	Finished

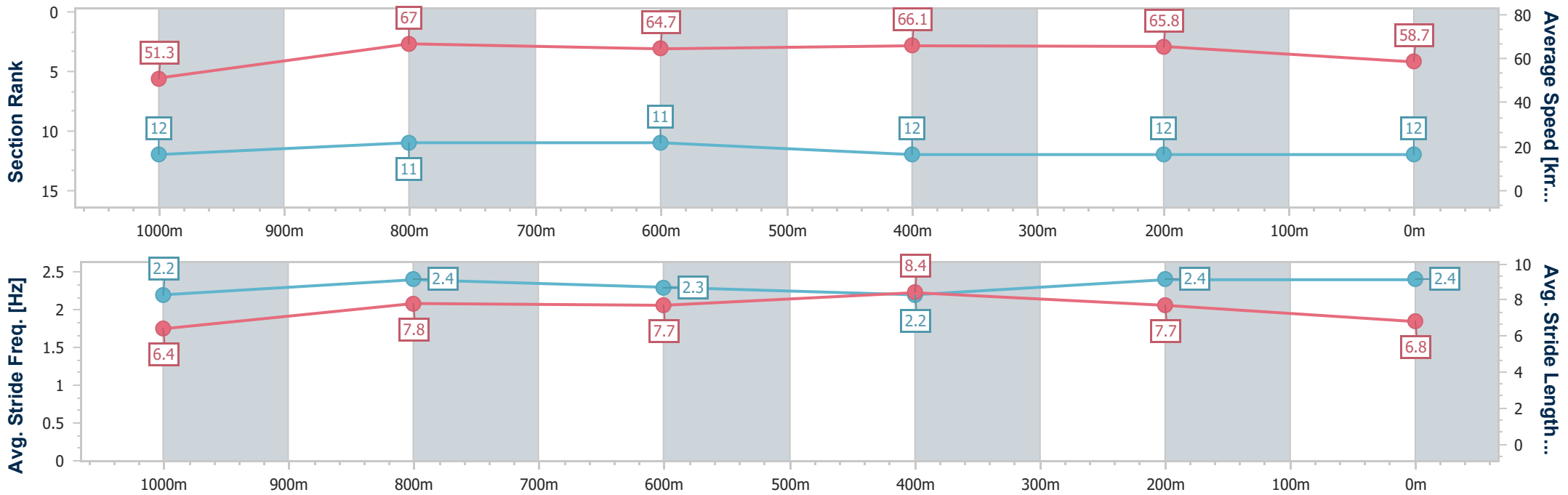


Eagle Farm QLD Professional
 Race 9: THE STAR MORETON CUP - 1200m
 08 June 2024 - 16:33
 Track Rating: Good 4, Weather: Fine, Rail Position: +2.5m Entire



BRISBANE
 RACING CLUB

Section	Overall	1000m	800m	600m	400m	200m
Section Times	1:10.60 [12] (0:14.06)	0:56.54 [12] (0:10.93)	0:45.61 [11] (0:11.29)	0:34.32 [11] (0:11.08)	0:23.24 [12] (0:10.95)	0:12.29 [12] (0:12.29)
Average Speed [km/h]	51.3	67.0	64.7	66.1	65.8	58.7
Top Speed [km/h]	67.2	67.9	66.3	67.4	68.2	62.5
Avg. Dist. to Rail [m]	6.3	3.6	2.7	4.1	11.4	10.6
Avg. Stride Freq. [Hz]	2.2	2.4	2.3	2.2	2.4	2.4
Avg. Stride Length [m]	6.4	7.8	7.7	8.4	7.7	6.8



- [] Ranking at each section and finish
- .-.- No data available at this section
- NA No data available



Horse/Jockey Name	Lekvarte
Final Rank	13
Fastest Section Time (Section)	0:10.91 (400m)
Top Speed [km/h] (Section)	68.1 (1000m)
Race State	Finished

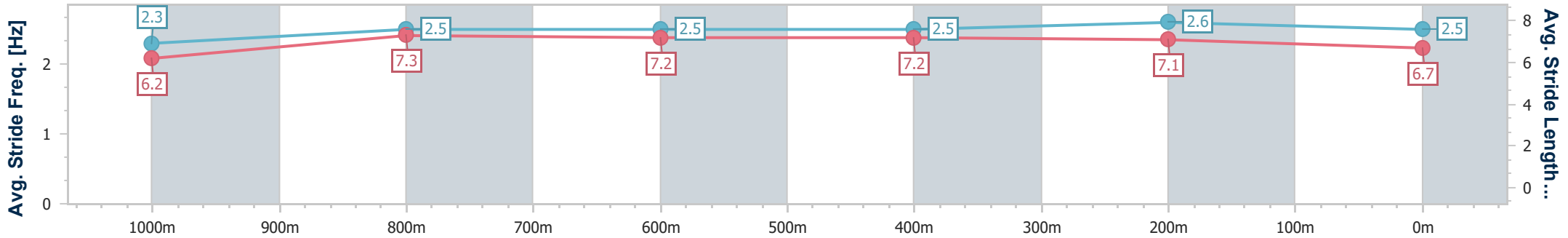
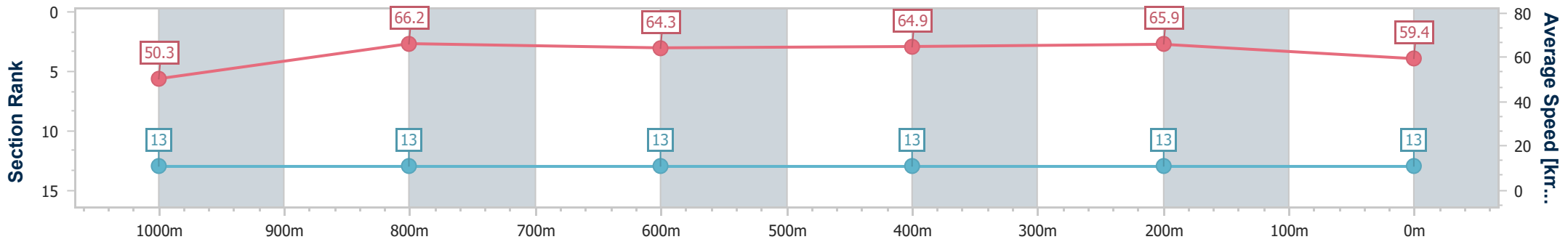


Eagle Farm QLD Professional
 Race 9: THE STAR MORETON CUP - 1200m
 08 June 2024 - 16:33
 Track Rating: Good 4, Weather: Fine, Rail Position: +2.5m Entire



BRISBANE
RACING CLUB

Section	Overall	1000m	800m	600m	400m	200m
Section Times	1:10.62 [13] (0:14.39)	0:56.23 [13] (0:10.94)	0:45.29 [13] (0:11.18)	0:34.11 [13] (0:11.06)	0:23.05 [13] (0:10.91)	0:12.14 [13] (0:12.14)
Average Speed [km/h]	50.3	66.2	64.3	64.9	65.9	59.4
Top Speed [km/h]	65.8	68.1	67.2	67.0	67.7	62.1
Avg. Dist. to Rail [m]	5.1	1.5	0.8	0.9	1.5	0.6
Avg. Stride Freq. [Hz]	2.3	2.5	2.5	2.5	2.6	2.5
Avg. Stride Length [m]	6.2	7.3	7.2	7.2	7.1	6.7



- [] Ranking at each section and finish
- .-.- No data available at this section
- NA No data available