



Townsville QLD Professional

Race 1: CLIPSAL-SCHNEIDER BENCHMARK 70 Handicap - 1609m

08 June 2024 - 13:57



Track Rating: Soft 5, Weather: Sunny, Rail Position: True

Section		Overall	1400m	1200m	1000m	800m	600m	400m	Last 600m				
Field Times		1:35.44 (0:14.32)	1:21.12 (0:11.68)	1:09.44 (0:11.90)	0:57.54 (0:11.46)	0:46.08 (0:10.99)	0:35.09 (0:11.27)	0:23.82 (0:11.75)	0:35.09				
Rank	TAB Horse/Jockey	Barrier	Top Speed [km/h]	Fastest Section									Distance Travelled [m]
1	4 PHOENIX FLYER Jackson Murphy	6	68.1 800m	0:11.02 800m	1:35.44 [1] (0:14.40)	1:21.04 [2] (0:11.85)	1:09.19 [3] (0:11.86)	0:57.33 [5] (0:11.55)	0:45.78 [5] (0:11.02)	0:34.76 [5] (0:11.12)	0:23.64 [5] (0:11.60)	0:34.76	
2	2 CASTILE Chelsea Jokic	3	68.8 600m	0:11.06 800m	1:35.45 [2] (0:14.70)	1:20.75 [6] (0:11.75)	1:09.00 [6] (0:11.91)	0:57.09 [7] (0:11.45)	0:45.64 [7] (0:11.06)	0:34.58 [6] (0:11.14)	0:23.44 [6] (0:11.43)	0:34.58	+2
3	3 VIENNA RAIN Lacey Morrison	2	67.7 600m	0:11.10 600m	1:35.57 [3] (0:14.64)	1:20.93 [4] (0:11.73)	1:09.20 [4] (0:11.69)	0:57.51 [4] (0:11.47)	0:46.04 [4] (0:11.12)	0:34.92 [4] (0:11.10)	0:23.82 [3] (0:11.64)	0:34.92	-7
4	7 MEDAL Jason Taylor	9	67.5 600m	0:10.99 800m	1:35.64 [4] (0:14.51)	1:21.13 [3] (0:11.62)	1:09.51 [2] (0:11.81)	0:57.70 [2] (0:11.42)	0:46.28 [1] (0:10.99)	0:35.29 [2] (0:11.27)	0:24.02 [1] (0:11.75)	0:35.29	+2
5	1 OLYMPIC KORCHNOI Gabrielle Semmens	7	66.5 800m	0:10.97 800m	1:35.67 [5] (0:14.32)	1:21.35 [1] (0:11.68)	1:09.67 [1] (0:11.90)	0:57.77 [1] (0:11.48)	0:46.29 [3] (0:10.97)	0:35.32 [1] (0:11.41)	0:23.91 [4] (0:11.63)	0:35.32	-5
6	6 JOE'S GIGGLE Scott Sheargold	5	67.9 600m	0:11.05 800m	1:36.04 [6] (0:14.88)	1:21.16 [8] (0:11.89)	1:09.27 [8] (0:11.79)	0:57.48 [9] (0:11.54)	0:45.94 [9] (0:11.05)	0:34.89 [9] (0:11.05)	0:23.84 [8] (0:11.50)	0:34.89	+0
7	5 EDIFICATION Graham Kliese	1	67.3 600m	0:11.10 800m	1:36.07 [7] (0:14.81)	1:21.26 [7] (0:11.80)	1:09.46 [7] (0:11.67)	0:57.79 [6] (0:11.53)	0:46.26 [6] (0:11.10)	0:35.16 [7] (0:11.24)	0:23.92 [7] (0:11.62)	0:35.16	-4
8	8 ZOUHOPE Tyler Leslight	8	67.7 800m	0:10.99 800m	1:36.11 [8] (0:14.69)	1:21.42 [5] (0:11.72)	1:09.70 [5] (0:11.54)	0:58.16 [3] (0:11.42)	0:46.74 [2] (0:10.99)	0:35.75 [3] (0:11.32)	0:24.43 [2] (0:11.86)	0:35.75	+2
9	9 RUPERT'S BOY Nathan Thomas	4	67.7 600m	0:11.06 800m	1:36.49 [9] (0:14.94)	1:21.55 [9] (0:11.85)	1:09.70 [9] (0:11.75)	0:57.95 [8] (0:11.53)	0:46.42 [8] (0:11.06)	0:35.36 [8] (0:11.09)	0:24.27 [9] (0:11.61)	0:35.36	-3



Townsville QLD Professional

Race 1: CLIPSAL-SCHNEIDER BENCHMARK 70 Handicap - 1609m

08 June 2024 - 13:57



Track Rating: Soft 5, Weather: Sunny, Rail Position: True

Section				200m				Last 600m	
Field Times				0:12.07				0:35.09	
				(0:12.07)					
Rank	TAB	Horse/Jockey	Barrier	Top Speed [km/h]	Fastest Section	Margin			Distance Travelled [m]
1	4	PHOENIX FLYER Jackson Murphy	6	68.1 800m	0:11.02 800m	0:12.04 [4] (0:12.04)	1:35.44		0:34.76
2	2	CASTILE Chelsea Jokic	3	68.8 600m	0:11.06 800m	0:12.01 [5] (0:12.01)	0.05L		0:34.58 +2
3	3	VIENNA RAIN Lacey Morrison	2	67.7 600m	0:11.10 600m	0:12.18 [2] (0:12.18)	0.75L		0:34.92 -7
4	7	MEDAL Jason Taylor	9	67.5 600m	0:10.99 800m	0:12.27 [1] (0:12.27)	1.19L		0:35.29 +2
5	1	OLYMPIC KORCHNOI Gabrielle Semmens	7	66.5 800m	0:10.97 800m	0:12.28 [3] (0:12.28)	1.37L		0:35.32 -5
6	6	JOE'S GIGGLE Scott Sheargold	5	67.9 600m	0:11.05 800m	0:12.34 [7] (0:12.34)	3.5L		0:34.89 +0
7	5	EDIFICATION Graham Kliese	1	67.3 600m	0:11.10 800m	0:12.30 [8] (0:12.30)	3.71L		0:35.16 -4
8	8	ZOUHOPE Tyler Leslight	8	67.7 800m	0:10.99 800m	0:12.57 [6] (0:12.57)	3.91L		0:35.75 +2
9	9	RUPERT'S BOY Nathan Thomas	4	67.7 600m	0:11.06 800m	0:12.66 [9] (0:12.66)	6.19L		0:35.36 -3



Horse/Jockey Name	Phoenix Flyer
Final Rank	1
Fastest Section Time (Section)	0:11.02 (800m)
Top Speed [km/h] (Section)	68.1 (800m)
Race State	Finished



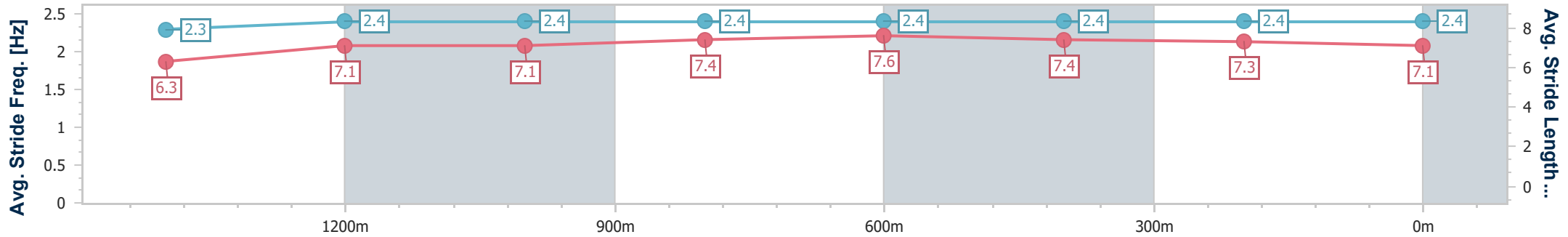
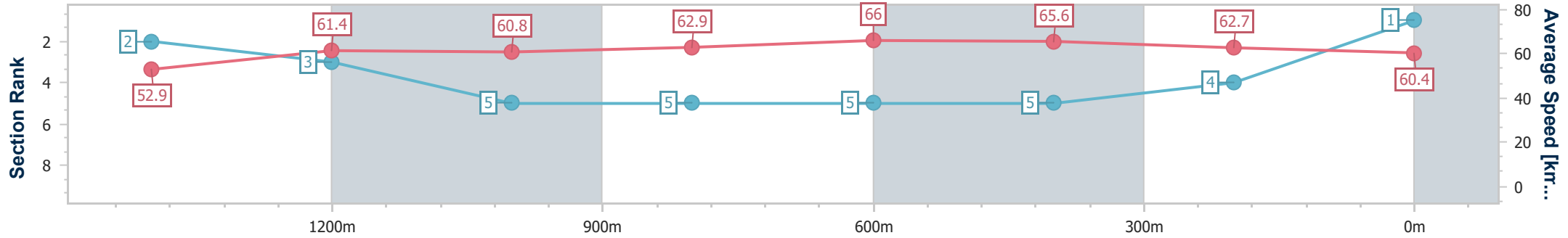
Townsville QLD Professional
Race 1: CLIPSAL-SCHNEIDER BENCHMARK 70 Handicap - 1609m

08 June 2024 - 13:57

Track Rating: Soft 5, Weather: Sunny, Rail Position: True



Section	Overall	1400m	1200m	1000m	800m	600m	400m	200m
Section Times	1:35.44 [1] (0:14.40)	1:21.04 [2] (0:11.85)	1:09.19 [3] (0:11.86)	0:57.33 [5] (0:11.55)	0:45.78 [5] (0:11.02)	0:34.76 [5] (0:11.12)	0:23.64 [5] (0:11.60)	0:12.04 [4] (0:12.04)
Average Speed [km/h]	52.9	61.4	60.8	62.9	66.0	65.6	62.7	60.4
Top Speed [km/h]	63.9	62.1	61.6	65.0	68.1	68.1	63.8	62.8
Avg. Dist. to Rail [m]	8.1	2.6	2.3	1.6	2.0	2.9	5.8	7.9
Avg. Stride Freq. [Hz]	2.3	2.4	2.4	2.4	2.4	2.4	2.4	2.4
Avg. Stride Length [m]	6.3	7.1	7.1	7.4	7.6	7.4	7.3	7.1



- [] Ranking at each section and finish
- .-.- No data available at this section
- NA No data available



Horse/Jockey Name	Castile
Final Rank	2
Fastest Section Time (Section)	0:11.06 (800m)
Top Speed [km/h] (Section)	68.8 (600m)
Race State	Finished



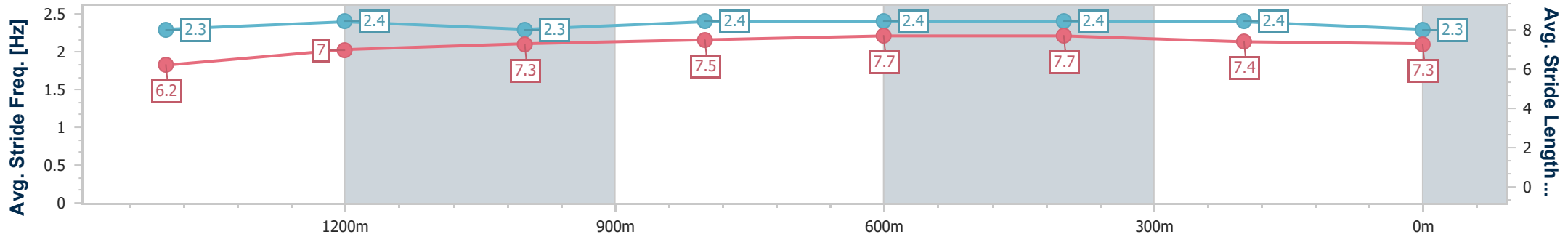
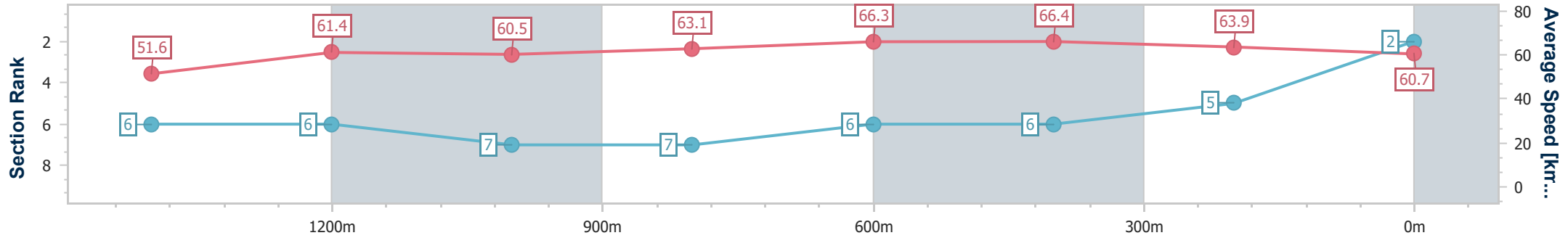
Townsville QLD Professional
Race 1: CLIPSAL-SCHNEIDER BENCHMARK 70 Handicap - 1609m

08 June 2024 - 13:57

Track Rating: Soft 5, Weather: Sunny, Rail Position: True



Section	Overall	1400m	1200m	1000m	800m	600m	400m	200m
Section Times	1:35.45 [2] (0:14.70)	1:20.75 [6] (0:11.75)	1:09.00 [6] (0:11.91)	0:57.09 [7] (0:11.45)	0:45.64 [7] (0:11.06)	0:34.58 [6] (0:11.14)	0:23.44 [6] (0:11.43)	0:12.01 [5] (0:12.01)
Average Speed [km/h]	51.6	61.4	60.5	63.1	66.3	66.4	63.9	60.7
Top Speed [km/h]	61.4	62.6	61.8	67.0	68.0	68.8	65.6	62.5
Avg. Dist. to Rail [m]	5.9	0.8	0.5	1.0	3.2	5.4	8.6	9.9
Avg. Stride Freq. [Hz]	2.3	2.4	2.3	2.4	2.4	2.4	2.4	2.3
Avg. Stride Length [m]	6.2	7.0	7.3	7.5	7.7	7.7	7.4	7.3



- [] Ranking at each section and finish
- .-.- No data available at this section
- NA No data available



Horse/Jockey Name	Vienna Rain
Final Rank	3
Fastest Section Time (Section)	0:11.10 (600m)
Top Speed [km/h] (Section)	67.7 (600m)
Race State	Finished



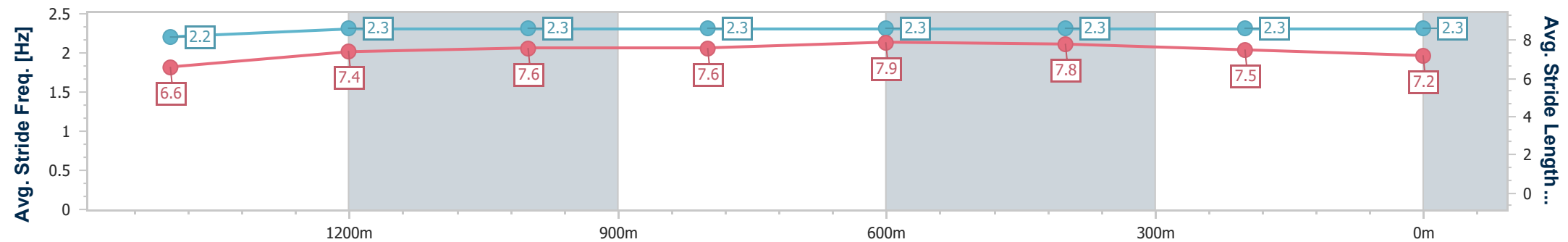
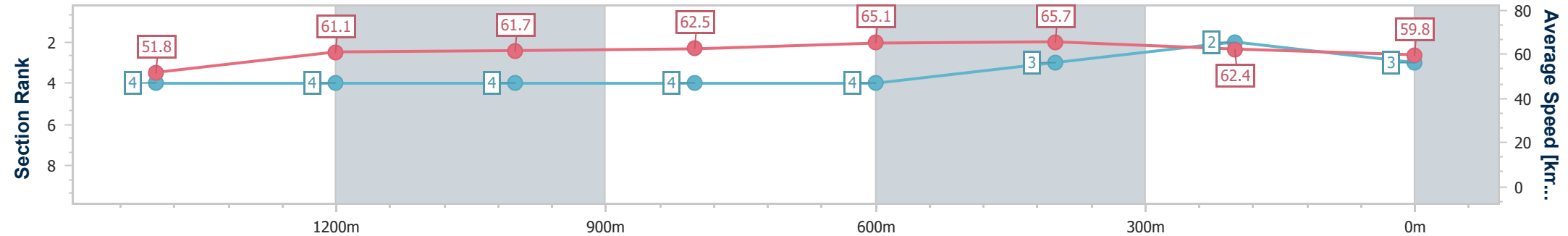
Townsville QLD Professional
Race 1: CLIPSAL-SCHNEIDER BENCHMARK 70 Handicap - 1609m

08 June 2024 - 13:57

Track Rating: Soft 5, Weather: Sunny, Rail Position: True



Section	Overall	1400m	1200m	1000m	800m	600m	400m	200m					
Section Times	1:35.57 [3] (0:14.64)	1:20.93 [4] (0:11.73)	1:09.20 [4] (0:11.69)	0:57.51 [4] (0:11.47)	0:46.04 [4] (0:11.12)	0:34.92 [4] (0:11.10)	0:23.82 [3] (0:11.64)	0:12.18 [2] (0:12.18)					
Average Speed [km/h]	51.8	61.1	61.7	62.5	65.1	65.7	62.4	59.8					
Top Speed [km/h]	61.2	61.9	62.1	64.0	67.0	67.7	63.1	61.7					
Avg. Dist. to Rail [m]	4.5	0.5	0.9	1.0	1.3	2.8	4.7	6.2					
Avg. Stride Freq. [Hz]	2.2	2.3	2.3	2.3	2.3	2.3	2.3	2.3					
Avg. Stride Length [m]	6.6	7.4	7.6	7.6	7.9	7.8	7.5	7.2					



- [] Ranking at each section and finish
- .-.- No data available at this section
- NA No data available



Horse/Jockey Name	Medal
Final Rank	4
Fastest Section Time (Section)	0:10.99 (800m)
Top Speed [km/h] (Section)	67.5 (600m)
Race State	Finished



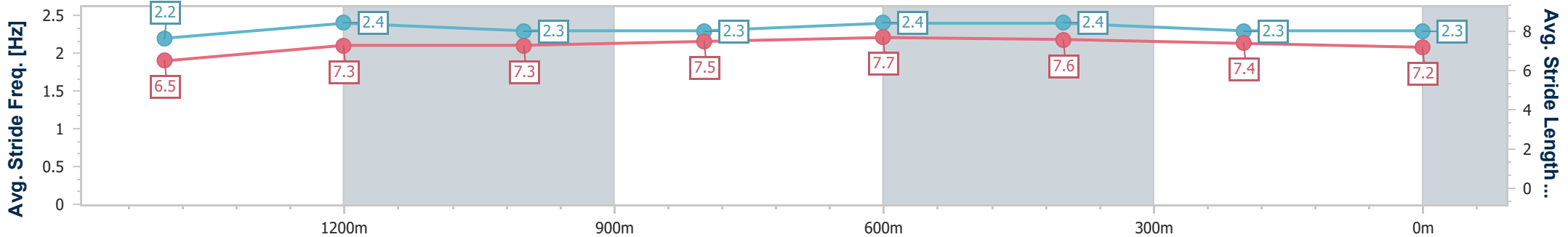
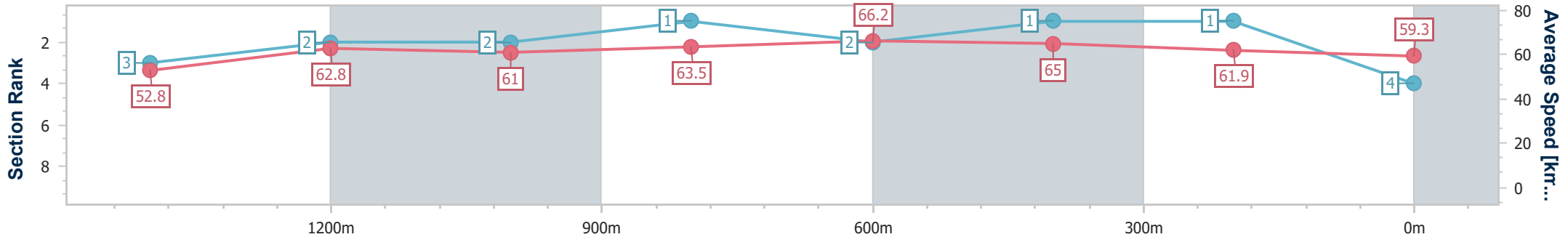
Townsville QLD Professional
Race 1: CLIPSAL-SCHNEIDER BENCHMARK 70 Handicap - 1609m



08 June 2024 - 13:57

Track Rating: Soft 5, Weather: Sunny, Rail Position: True

Section	Overall	1400m	1200m	1000m	800m	600m	400m	200m
Section Times	1:35.64 [4] (0:14.51)	1:21.13 [3] (0:11.62)	1:09.51 [2] (0:11.81)	0:57.70 [2] (0:11.42)	0:46.28 [1] (0:10.99)	0:35.29 [2] (0:11.27)	0:24.02 [1] (0:11.75)	0:12.27 [1] (0:12.27)
Average Speed [km/h]	52.8	62.8	61.0	63.5	66.2	65.0	61.9	59.3
Top Speed [km/h]	62.8	64.9	62.0	65.9	67.0	67.5	63.0	60.8
Avg. Dist. to Rail [m]	10.2	3.2	1.7	1.2	2.0	3.7	4.7	5.2
Avg. Stride Freq. [Hz]	2.2	2.4	2.3	2.3	2.4	2.4	2.3	2.3
Avg. Stride Length [m]	6.5	7.3	7.3	7.5	7.7	7.6	7.4	7.2



- [] Ranking at each section and finish
- .-.- No data available at this section
- NA No data available



Horse/Jockey Name	Olympic Korchnoi
Final Rank	5
Fastest Section Time (Section)	0:10.97 (800m)
Top Speed [km/h] (Section)	66.5 (800m)
Race State	Finished



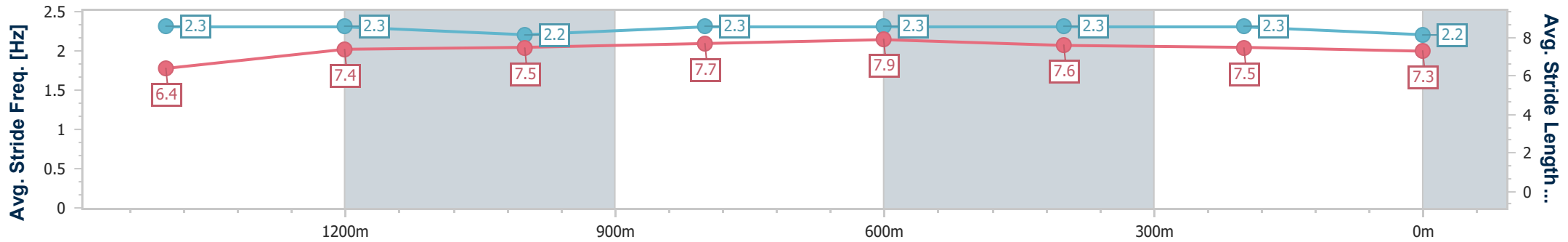
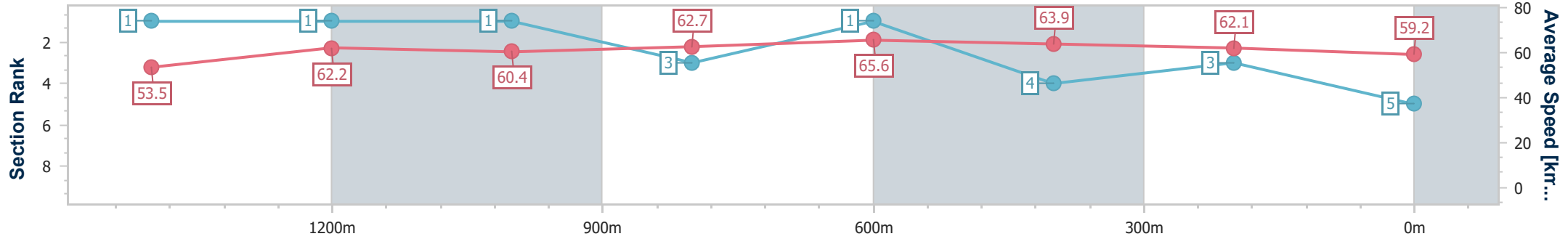
Townsville QLD Professional
Race 1: CLIPSAL-SCHNEIDER BENCHMARK 70 Handicap - 1609m

08 June 2024 - 13:57

Track Rating: Soft 5, Weather: Sunny, Rail Position: True



Section	Overall	1400m	1200m	1000m	800m	600m	400m	200m
Section Times	1:35.67 [5] (0:14.32)	1:21.35 [1] (0:11.68)	1:09.67 [1] (0:11.90)	0:57.77 [1] (0:11.48)	0:46.29 [3] (0:10.97)	0:35.32 [1] (0:11.41)	0:23.91 [4] (0:11.63)	0:12.28 [3] (0:12.28)
Average Speed [km/h]	53.5	62.2	60.4	62.7	65.6	63.9	62.1	59.2
Top Speed [km/h]	64.2	63.9	61.3	64.8	66.5	65.7	63.6	60.5
Avg. Dist. to Rail [m]	9.3	2.0	1.4	0.5	0.4	2.1	2.2	3.6
Avg. Stride Freq. [Hz]	2.3	2.3	2.2	2.3	2.3	2.3	2.3	2.2
Avg. Stride Length [m]	6.4	7.4	7.5	7.7	7.9	7.6	7.5	7.3



- [] Ranking at each section and finish
- .-.- No data available at this section
- NA No data available



Horse/Jockey Name	Joe's Giggle
Final Rank	6
Fastest Section Time (Section)	0:11.05 (800m)
Top Speed [km/h] (Section)	67.9 (600m)
Race State	Finished



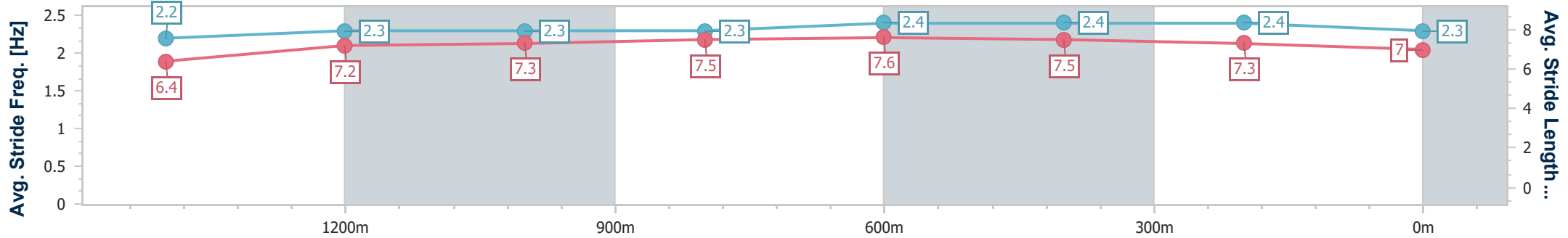
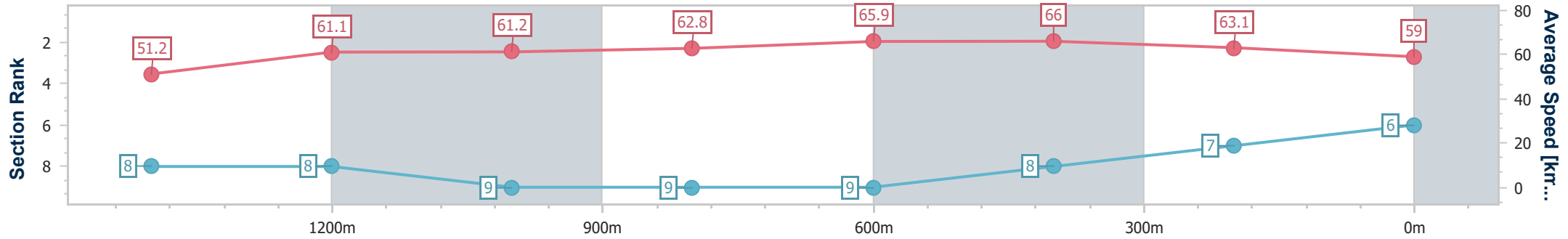
Townsville QLD Professional
Race 1: CLIPSAL-SCHNEIDER BENCHMARK 70 Handicap - 1609m

08 June 2024 - 13:57

Track Rating: Soft 5, Weather: Sunny, Rail Position: True



Section	Overall	1400m	1200m	1000m	800m	600m	400m	200m
Section Times	1:36.04 [6] (0:14.88)	1:21.16 [8] (0:11.89)	1:09.27 [8] (0:11.79)	0:57.48 [9] (0:11.54)	0:45.94 [9] (0:11.05)	0:34.89 [9] (0:11.05)	0:23.84 [8] (0:11.50)	0:12.34 [7] (0:12.34)
Average Speed [km/h]	51.2	61.1	61.2	62.8	65.9	66.0	63.1	59.0
Top Speed [km/h]	60.7	61.6	63.0	65.5	67.1	67.9	65.7	61.4
Avg. Dist. to Rail [m]	7.5	2.7	2.2	1.5	2.1	2.8	5.5	8.0
Avg. Stride Freq. [Hz]	2.2	2.3	2.3	2.3	2.4	2.4	2.4	2.3
Avg. Stride Length [m]	6.4	7.2	7.3	7.5	7.6	7.5	7.3	7.0



- [] Ranking at each section and finish
- .-.- No data available at this section
- NA No data available



Horse/Jockey Name	Edification
Final Rank	7
Fastest Section Time (Section)	0:11.10 (800m)
Top Speed [km/h] (Section)	67.3 (600m)
Race State	Finished



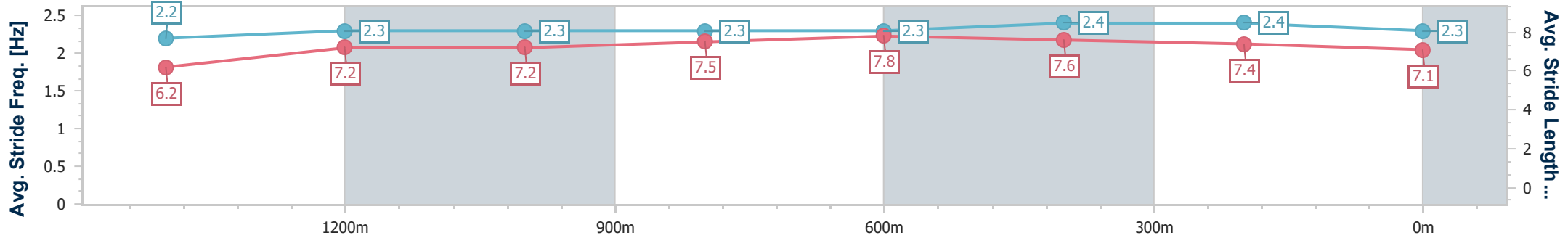
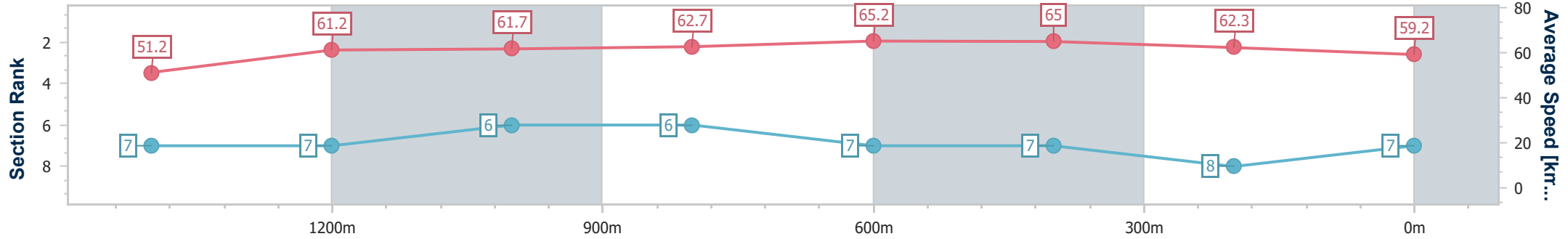
Townsville QLD Professional
Race 1: CLIPSAL-SCHNEIDER BENCHMARK 70 Handicap - 1609m

08 June 2024 - 13:57

Track Rating: Soft 5, Weather: Sunny, Rail Position: True



Section	Overall	1400m	1200m	1000m	800m	600m	400m	200m
Section Times	1:36.07 [7] (0:14.81)	1:21.26 [7] (0:11.80)	1:09.46 [7] (0:11.67)	0:57.79 [6] (0:11.53)	0:46.26 [6] (0:11.10)	0:35.16 [7] (0:11.24)	0:23.92 [7] (0:11.62)	0:12.30 [8] (0:12.30)
Average Speed [km/h]	51.2	61.2	61.7	62.7	65.2	65.0	62.3	59.2
Top Speed [km/h]	61.3	61.9	62.5	64.9	67.3	67.3	64.7	60.8
Avg. Dist. to Rail [m]	4.7	1.1	1.0	0.6	1.5	2.9	3.3	5.1
Avg. Stride Freq. [Hz]	2.2	2.3	2.3	2.3	2.3	2.4	2.4	2.3
Avg. Stride Length [m]	6.2	7.2	7.2	7.5	7.8	7.6	7.4	7.1



- [] Ranking at each section and finish
- .-.- No data available at this section
- NA No data available



Horse/Jockey Name	Zouhope
Final Rank	8
Fastest Section Time (Section)	0:10.99 (800m)
Top Speed [km/h] (Section)	67.7 (800m)
Race State	Finished



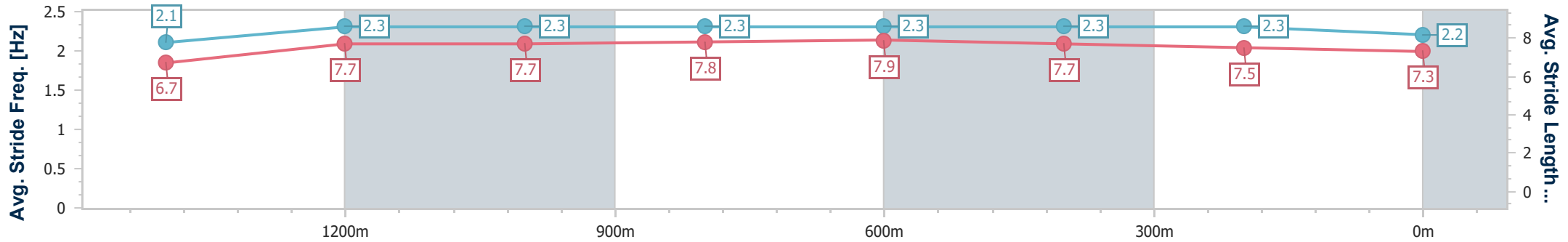
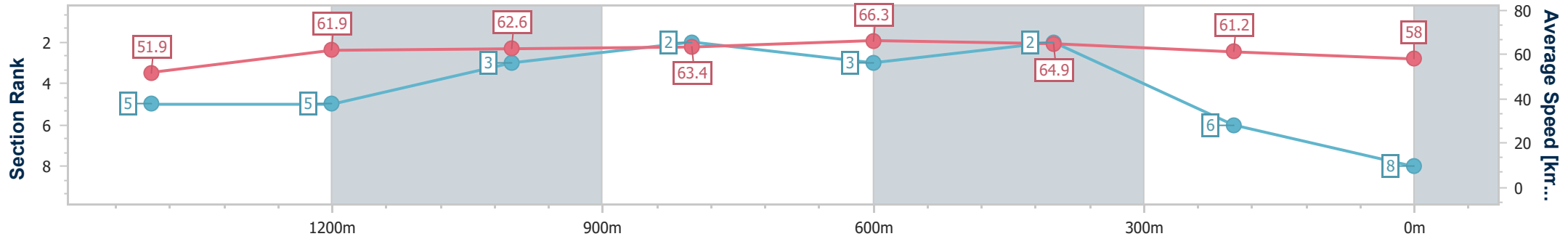
Townsville QLD Professional
Race 1: CLIPSAL-SCHNEIDER BENCHMARK 70 Handicap - 1609m

08 June 2024 - 13:57

Track Rating: Soft 5, Weather: Sunny, Rail Position: True



Section	Overall	1400m	1200m	1000m	800m	600m	400m	200m					
Section Times	1:36.11 [8] (0:14.69)	1:21.42 [5] (0:11.72)	1:09.70 [5] (0:11.54)	0:58.16 [3] (0:11.42)	0:46.74 [2] (0:10.99)	0:35.75 [3] (0:11.32)	0:24.43 [2] (0:11.86)	0:12.57 [6] (0:12.57)					
Average Speed [km/h]	51.9	61.9	62.6	63.4	66.3	64.9	61.2	58.0					
Top Speed [km/h]	62.2	63.5	63.3	66.5	67.7	66.7	63.0	59.3					
Avg. Dist. to Rail [m]	8.6	2.1	2.0	1.4	2.4	4.1	6.2	8.1					
Avg. Stride Freq. [Hz]	2.1	2.3	2.3	2.3	2.3	2.3	2.3	2.2					
Avg. Stride Length [m]	6.7	7.7	7.7	7.8	7.9	7.7	7.5	7.3					



- [] Ranking at each section and finish
- .-.- No data available at this section
- NA No data available



Horse/Jockey Name	Rupert's Boy
Final Rank	9
Fastest Section Time (Section)	0:11.06 (800m)
Top Speed [km/h] (Section)	67.7 (600m)
Race State	Finished



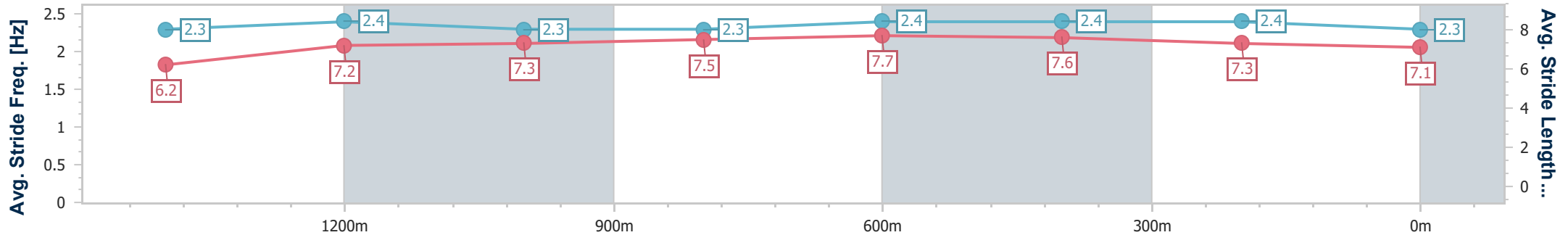
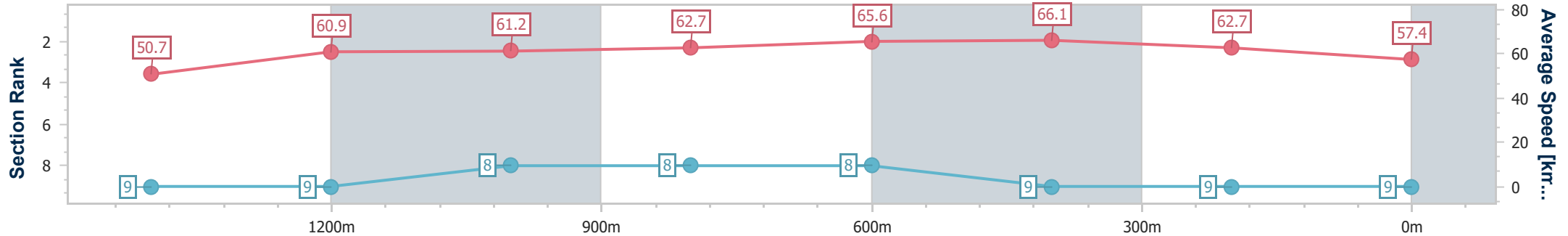
Townsville QLD Professional
Race 1: CLIPSAL-SCHNEIDER BENCHMARK 70 Handicap - 1609m

08 June 2024 - 13:57

Track Rating: Soft 5, Weather: Sunny, Rail Position: True



Section	Overall	1400m	1200m	1000m	800m	600m	400m	200m					
Section Times	1:36.49 [9] (0:14.94)	1:21.55 [9] (0:11.85)	1:09.70 [9] (0:11.75)	0:57.95 [8] (0:11.53)	0:46.42 [8] (0:11.06)	0:35.36 [8] (0:11.09)	0:24.27 [9] (0:11.61)	0:12.66 [9] (0:12.66)					
Average Speed [km/h]	50.7	60.9	61.2	62.7	65.6	66.1	62.7	57.4					
Top Speed [km/h]	61.0	61.7	63.2	65.6	66.9	67.7	64.9	60.9					
Avg. Dist. to Rail [m]	5.6	0.5	0.3	0.5	1.9	3.5	6.3	7.6					
Avg. Stride Freq. [Hz]	2.3	2.4	2.3	2.3	2.4	2.4	2.4	2.3					
Avg. Stride Length [m]	6.2	7.2	7.3	7.5	7.7	7.6	7.3	7.1					



- [] Ranking at each section and finish
- .-.- No data available at this section
- NA No data available



Townsville QLD Professional

Race 2: T F WOOLLAM Maiden Handicap - 1000m

08 June 2024 - 14:32



Track Rating: Soft 5, Weather: Sunny, Rail Position: True

Section											Last 600m		
Field Times		Overall	800m	600m	400m	200m						0:34.54	
		0:57.88 (0:13.09)	0:44.79 (0:10.25)	0:34.54 (0:11.11)	0:23.43 (0:11.37)	0:12.06 (0:12.06)							
Rank	TAB	Horse/Jockey	Barrier	Top Speed [km/h]	Fastest Section							Margin	Distance Travelled [m]
1	10	TSUNAMI FORCE Jason Taylor	6	70.8 800m	0:10.43 800m	0:57.88 [1] (0:13.55)	0:44.33 [7] (0:10.43)	0:33.90 [8] (0:10.79)	0:23.11 [7] (0:11.52)	0:11.59 [7] (0:11.59)	0:57.88	0:33.90	
2	2	MRS GLOOP Scott Sheargold	7	71.1 800m	0:10.42 800m	0:58.03 [2] (0:13.46)	0:44.57 [6] (0:10.42)	0:34.15 [7] (0:10.82)	0:23.33 [6] (0:11.35)	0:11.98 [3] (0:11.98)	0.91L	0:34.15	+4
3	4	EFFEMINATE Ryan Wiggins	5	70.8 800m	0:10.34 800m	0:58.08 [3] (0:13.09)	0:44.99 [1] (0:10.34)	0:34.65 [2] (0:11.05)	0:23.60 [3] (0:11.34)	0:12.26 [1] (0:12.26)	1.17L	0:34.65	+4
4	6	HARDTOCRACK Lacey Morrison	4	73.0 Overall	0:10.37 800m	0:58.32 [4] (0:13.44)	0:44.88 [5] (0:10.37)	0:34.51 [5] (0:10.86)	0:23.65 [5] (0:11.53)	0:12.12 [6] (0:12.12)	2.62L	0:34.51	+0
5	9	ENUFF STOP IT Chelsea Jokic	1	71.8 Overall	0:10.34 800m	0:58.38 [5] (0:13.16)	0:45.22 [3] (0:10.34)	0:34.88 [3] (0:10.95)	0:23.93 [1] (0:11.58)	0:12.35 [2] (0:12.35)	2.95L	0:34.88	-3
6	3	ZABOOG Tyler Leslight	2	73.2 800m	0:10.25 800m	0:58.41 [6] (0:13.09)	0:45.32 [1] (0:10.25)	0:35.07 [1] (0:11.12)	0:23.95 [2] (0:11.63)	0:12.32 [4] (0:12.32)	3.1L	0:35.07	+4
7	7	MUMMIFICATION Denicious Smith	3	72.7 800m	0:10.20 800m	0:58.66 [7] (0:13.56)	0:45.10 [8] (0:10.20)	0:34.90 [4] (0:10.84)	0:24.06 [4] (0:11.56)	0:12.50 [5] (0:12.50)	4.61L	0:34.90	-2
8	5	ELECTRIC HASHMAL Frank Edwards	10	70.5 800m	0:10.57 800m	0:58.85 [8] (0:13.29)	0:45.56 [4] (0:10.57)	0:34.99 [6] (0:11.01)	0:23.98 [8] (0:11.54)	0:12.44 [8] (0:12.44)	5.74L	0:34.99	+5
9	1	ARTURETTA Isabella Teh	9	70.0 800m	0:10.60 800m	0:58.91 [9] (0:13.85)	0:45.06 [9] (0:10.60)	0:34.46 [9] (0:10.92)	0:23.54 [9] (0:11.43)	0:12.11 [9] (0:12.11)	6.09L	0:34.46	+1
10	8	BUSHMAN LEGACY Nathan Thomas	8	68.6 800m	0:10.70 800m	0:59.67 [10] (0:13.88)	0:45.79 [10] (0:10.70)	0:35.09 [10] (0:11.18)	0:23.91 [10] (0:11.72)	0:12.19 [10] (0:12.19)	10.56L	0:35.09	-1



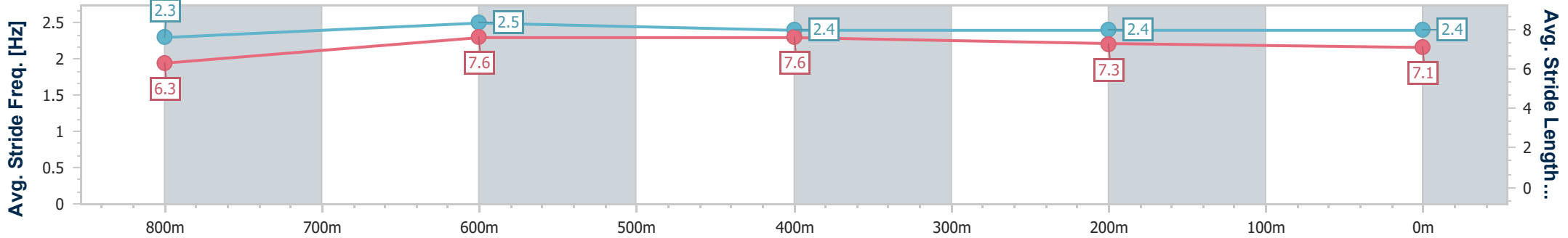
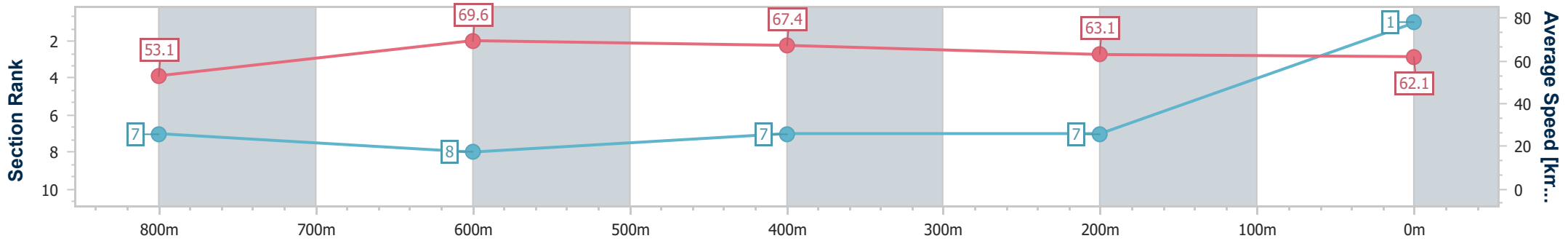
Horse/Jockey Name	Tsunami Force
Final Rank	1
Fastest Section Time (Section)	0:10.43 (800m)
Top Speed [km/h] (Section)	70.8 (800m)
Race State	Finished



Townsville QLD Professional
 Race 2: T F WOOLLAM Maiden Handicap - 1000m
 08 June 2024 - 14:32
 Track Rating: Soft 5, Weather: Sunny, Rail Position: True



Section	Overall	800m	600m	400m	200m
Section Times	0:57.88 [1] (0:13.55)	0:44.33 [7] (0:10.43)	0:33.90 [8] (0:10.79)	0:23.11 [7] (0:11.52)	0:11.59 [7] (0:11.59)
Average Speed [km/h]	53.1	69.6	67.4	63.1	62.1
Top Speed [km/h]	68.6	70.8	70.3	64.7	64.4
Avg. Dist. to Rail [m]	8.2	2.6	2.5	5.0	7.3
Avg. Stride Freq. [Hz]	2.3	2.5	2.4	2.4	2.4
Avg. Stride Length [m]	6.3	7.6	7.6	7.3	7.1



- [] Ranking at each section and finish
- .-.- No data available at this section
- NA No data available



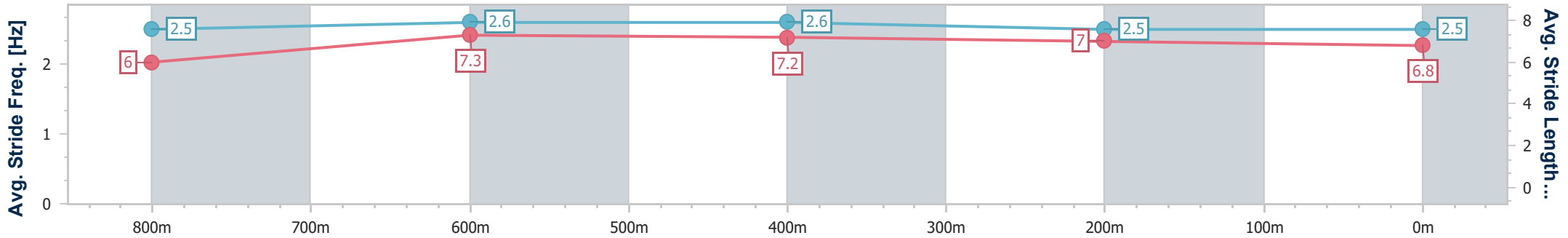
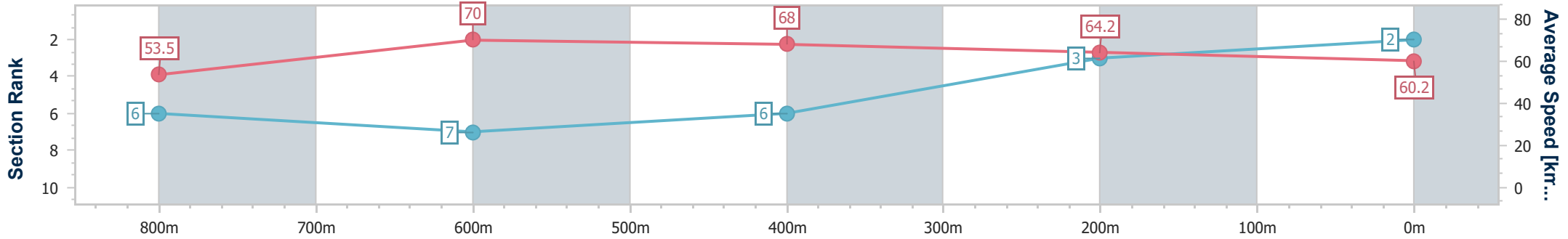
Horse/Jockey Name	Mrs Gloop
Final Rank	2
Fastest Section Time (Section)	0:10.42 (800m)
Top Speed [km/h] (Section)	71.1 (800m)
Race State	Finished



Townsville QLD Professional
 Race 2: T F WOOLLAM Maiden Handicap - 1000m
 08 June 2024 - 14:32
 Track Rating: Soft 5, Weather: Sunny, Rail Position: True



Section	Overall	800m	600m	400m	200m
Section Times	0:58.03 [2] (0:13.46)	0:44.57 [6] (0:10.42)	0:34.15 [7] (0:10.82)	0:23.33 [6] (0:11.35)	0:11.98 [3] (0:11.98)
Average Speed [km/h]	53.5	70.0	68.0	64.2	60.2
Top Speed [km/h]	69.6	71.1	71.0	66.4	61.8
Avg. Dist. to Rail [m]	9.4	3.6	4.2	6.4	7.1
Avg. Stride Freq. [Hz]	2.5	2.6	2.6	2.5	2.5
Avg. Stride Length [m]	6.0	7.3	7.2	7.0	6.8



- [] Ranking at each section and finish
- .-.- No data available at this section
- NA No data available



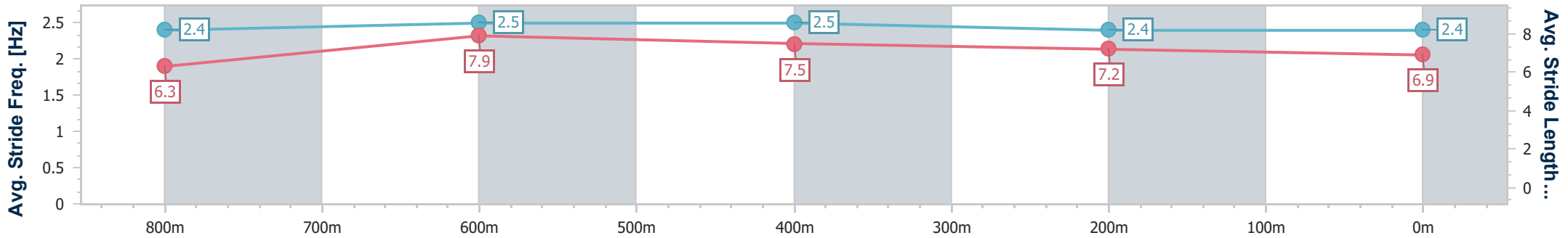
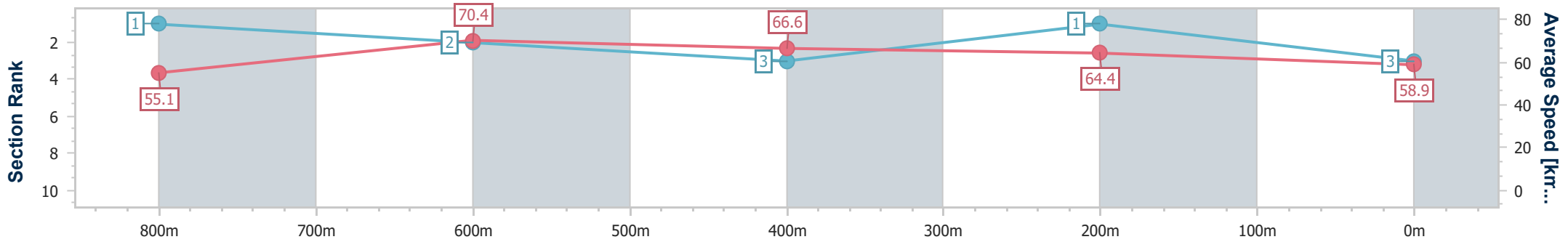
Horse/Jockey Name	Effeminate
Final Rank	3
Fastest Section Time (Section)	0:10.34 (800m)
Top Speed [km/h] (Section)	70.8 (800m)
Race State	Finished



Townsville QLD Professional
 Race 2: T F WOOLLAM Maiden Handicap - 1000m
 08 June 2024 - 14:32
 Track Rating: Soft 5, Weather: Sunny, Rail Position: True



Section	Overall	800m	600m	400m	200m
Section Times	0:58.08 [3] (0:13.09)	0:44.99 [1] (0:10.34)	0:34.65 [2] (0:11.05)	0:23.60 [3] (0:11.34)	0:12.26 [1] (0:12.26)
Average Speed [km/h]	55.1	70.4	66.6	64.4	58.9
Top Speed [km/h]	69.7	70.8	69.1	65.8	62.1
Avg. Dist. to Rail [m]	8.2	3.3	4.4	5.3	3.5
Avg. Stride Freq. [Hz]	2.4	2.5	2.5	2.4	2.4
Avg. Stride Length [m]	6.3	7.9	7.5	7.2	6.9



- [] Ranking at each section and finish
- .-.- No data available at this section
- NA No data available



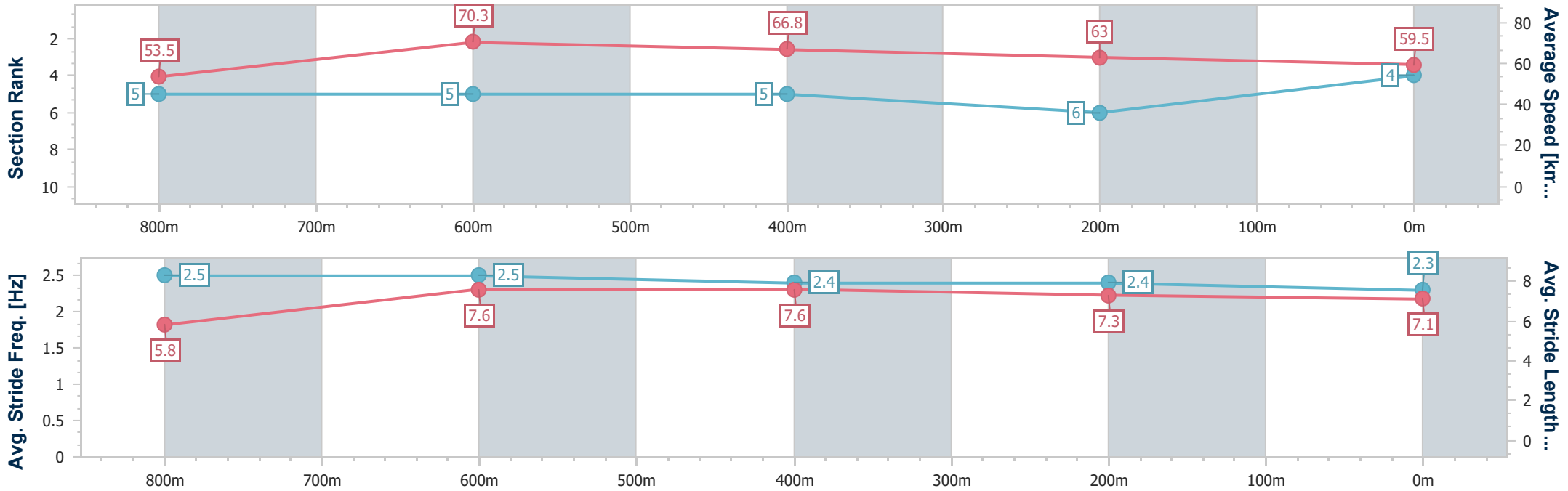
Horse/Jockey Name	Hardtocrack
Final Rank	4
Fastest Section Time (Section)	0:10.37 (800m)
Top Speed [km/h] (Section)	73.0 (Overall)
Race State	Finished



Townsville QLD Professional
 Race 2: T F WOOLLAM Maiden Handicap - 1000m
 08 June 2024 - 14:32
 Track Rating: Soft 5, Weather: Sunny, Rail Position: True



Section	Overall	800m	600m	400m	200m
Section Times	0:58.32 [4] (0:13.44)	0:44.88 [5] (0:10.37)	0:34.51 [5] (0:10.86)	0:23.65 [5] (0:11.53)	0:12.12 [6] (0:12.12)
Average Speed [km/h]	53.5	70.3	66.8	63.0	59.5
Top Speed [km/h]	73.0	72.5	69.3	65.0	62.9
Avg. Dist. to Rail [m]	8.0	3.3	2.0	2.4	2.8
Avg. Stride Freq. [Hz]	2.5	2.5	2.4	2.4	2.3
Avg. Stride Length [m]	5.8	7.6	7.6	7.3	7.1



- [] Ranking at each section and finish
- .-.- No data available at this section
- NA No data available



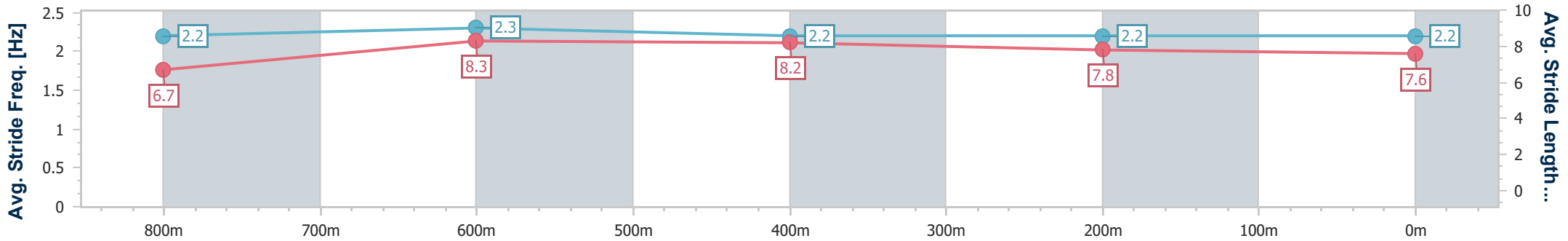
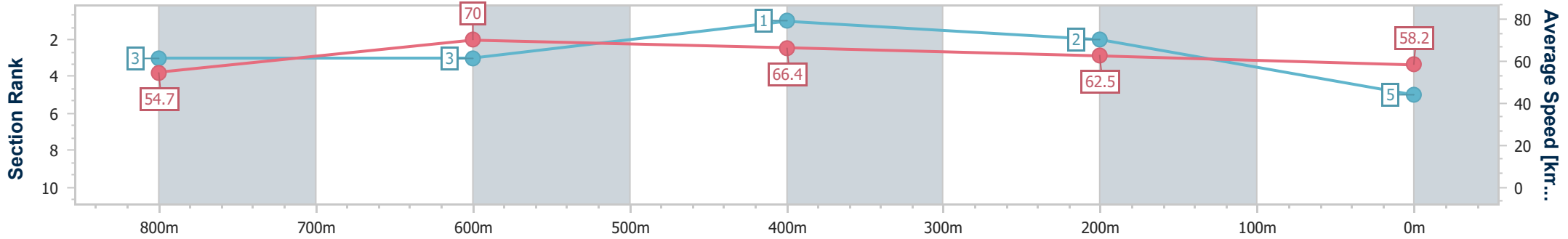
Horse/Jockey Name	Enuff Stop It
Final Rank	5
Fastest Section Time (Section)	0:10.34 (800m)
Top Speed [km/h] (Section)	71.8 (Overall)
Race State	Finished



Townsville QLD Professional
 Race 2: T F WOOLLAM Maiden Handicap - 1000m
 08 June 2024 - 14:32
 Track Rating: Soft 5, Weather: Sunny, Rail Position: True



Section	Overall	800m	600m	400m	200m
Section Times	0:58.38 [5] (0:13.16)	0:45.22 [3] (0:10.34)	0:34.88 [3] (0:10.95)	0:23.93 [1] (0:11.58)	0:12.35 [2] (0:12.35)
Average Speed [km/h]	54.7	70.0	66.4	62.5	58.2
Top Speed [km/h]	71.8	71.7	68.4	64.4	60.9
Avg. Dist. to Rail [m]	4.1	1.7	1.7	2.6	3.1
Avg. Stride Freq. [Hz]	2.2	2.3	2.2	2.2	2.2
Avg. Stride Length [m]	6.7	8.3	8.2	7.8	7.6



- [] Ranking at each section and finish
- .-.- No data available at this section
- NA No data available



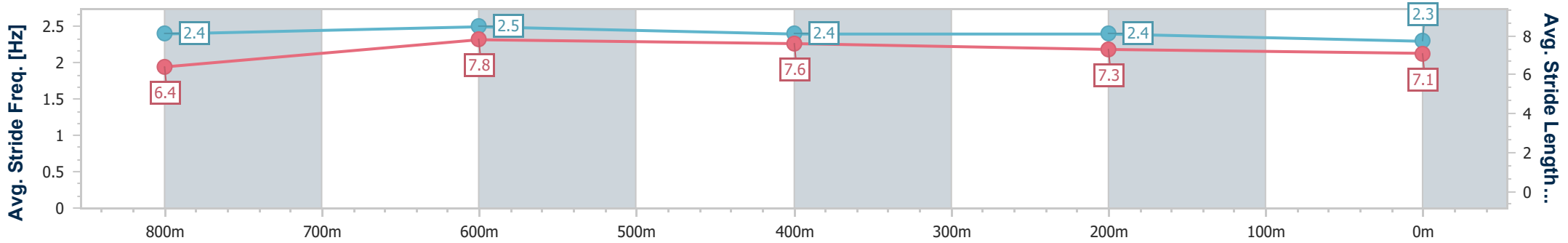
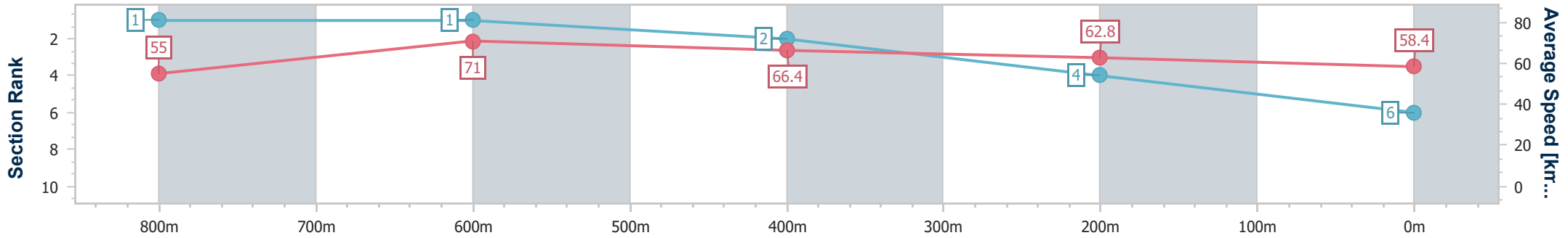
Horse/Jockey Name	Zaboog
Final Rank	6
Fastest Section Time (Section)	0:10.25 (800m)
Top Speed [km/h] (Section)	73.2 (800m)
Race State	Finished



Townsville QLD Professional
 Race 2: T F WOOLLAM Maiden Handicap - 1000m
 08 June 2024 - 14:32
 Track Rating: Soft 5, Weather: Sunny, Rail Position: True



Section	Overall	800m	600m	400m	200m
Section Times	0:58.41 [6] (0:13.09)	0:45.32 [1] (0:10.25)	0:35.07 [1] (0:11.12)	0:23.95 [2] (0:11.63)	0:12.32 [4] (0:12.32)
Average Speed [km/h]	55.0	71.0	66.4	62.8	58.4
Top Speed [km/h]	71.1	73.2	69.0	64.7	60.9
Avg. Dist. to Rail [m]	6.8	3.1	5.2	5.6	2.0
Avg. Stride Freq. [Hz]	2.4	2.5	2.4	2.4	2.3
Avg. Stride Length [m]	6.4	7.8	7.6	7.3	7.1



- [] Ranking at each section and finish
- .-.- No data available at this section
- NA No data available



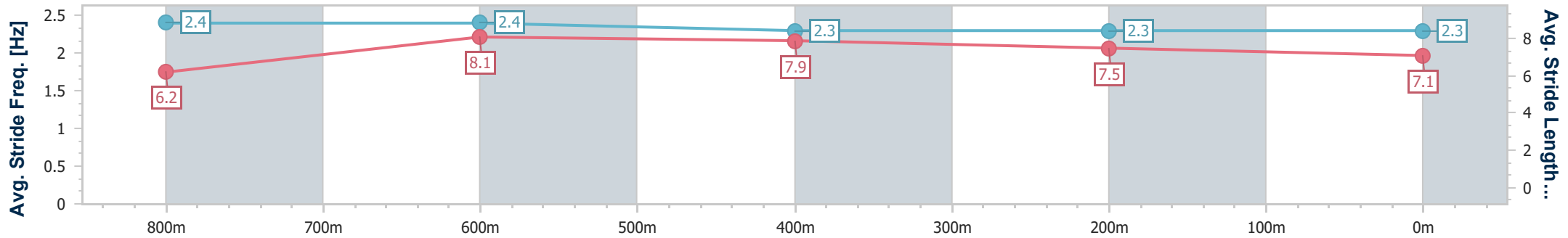
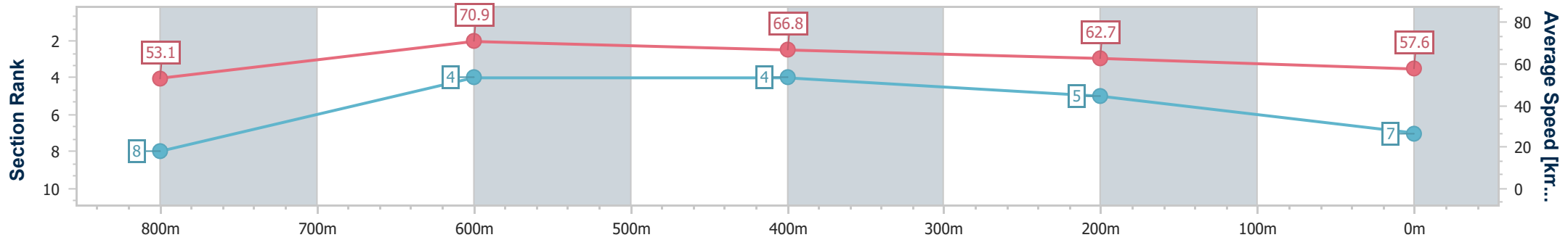
Horse/Jockey Name	Mummification
Final Rank	7
Fastest Section Time (Section)	0:10.20 (800m)
Top Speed [km/h] (Section)	72.7 (800m)
Race State	Finished



Townsville QLD Professional
 Race 2: T F WOOLLAM Maiden Handicap - 1000m
 08 June 2024 - 14:32
 Track Rating: Soft 5, Weather: Sunny, Rail Position: True



Section	Overall	800m	600m	400m	200m
Section Times	0:58.66 [7] (0:13.56)	0:45.10 [8] (0:10.20)	0:34.90 [4] (0:10.84)	0:24.06 [4] (0:11.56)	0:12.50 [5] (0:12.50)
Average Speed [km/h]	53.1	70.9	66.8	62.7	57.6
Top Speed [km/h]	72.3	72.7	70.3	64.7	60.6
Avg. Dist. to Rail [m]	5.3	1.7	1.2	3.7	4.1
Avg. Stride Freq. [Hz]	2.4	2.4	2.3	2.3	2.3
Avg. Stride Length [m]	6.2	8.1	7.9	7.5	7.1



- [] Ranking at each section and finish
- .-.- No data available at this section
- NA No data available



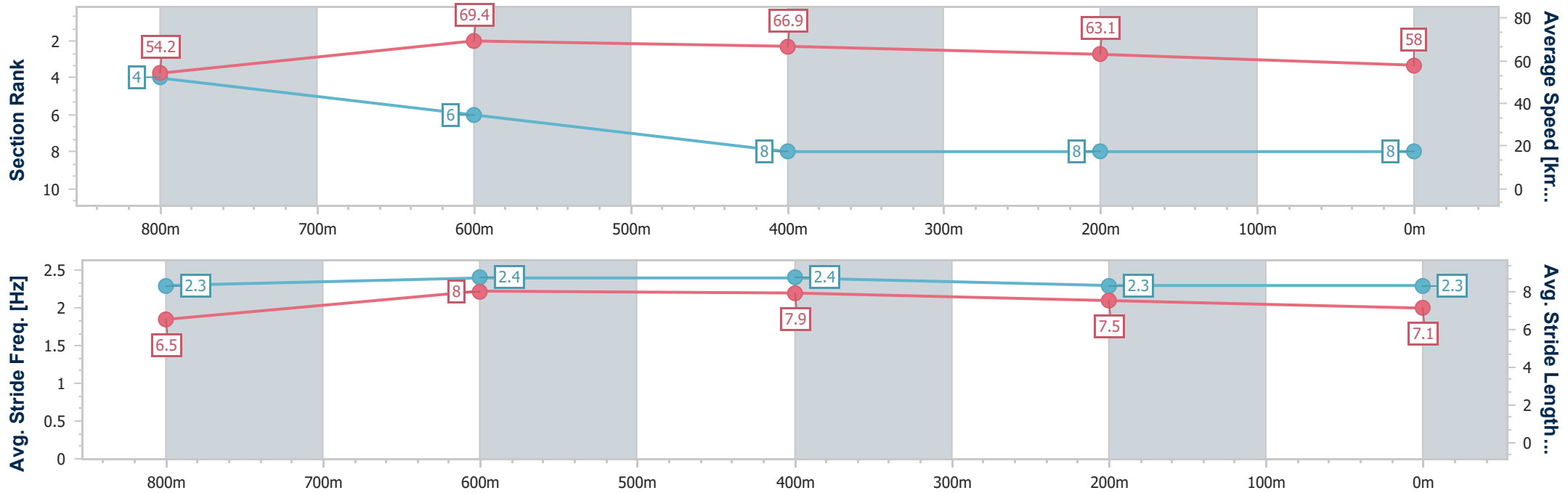
Horse/Jockey Name	Electric Hashmal
Final Rank	8
Fastest Section Time (Section)	0:10.57 (800m)
Top Speed [km/h] (Section)	70.5 (800m)
Race State	Finished



Townsville QLD Professional
 Race 2: T F WOOLLAM Maiden Handicap - 1000m
 08 June 2024 - 14:32
 Track Rating: Soft 5, Weather: Sunny, Rail Position: True



Section	Overall	800m	600m	400m	200m
Section Times	0:58.85 [8] (0:13.29)	0:45.56 [4] (0:10.57)	0:34.99 [6] (0:11.01)	0:23.98 [8] (0:11.54)	0:12.44 [8] (0:12.44)
Average Speed [km/h]	54.2	69.4	66.9	63.1	58.0
Top Speed [km/h]	68.8	70.5	69.1	64.9	61.6
Avg. Dist. to Rail [m]	12.2	5.2	4.5	7.3	8.6
Avg. Stride Freq. [Hz]	2.3	2.4	2.4	2.3	2.3
Avg. Stride Length [m]	6.5	8.0	7.9	7.5	7.1



- [] Ranking at each section and finish
- .-.- No data available at this section
- NA No data available



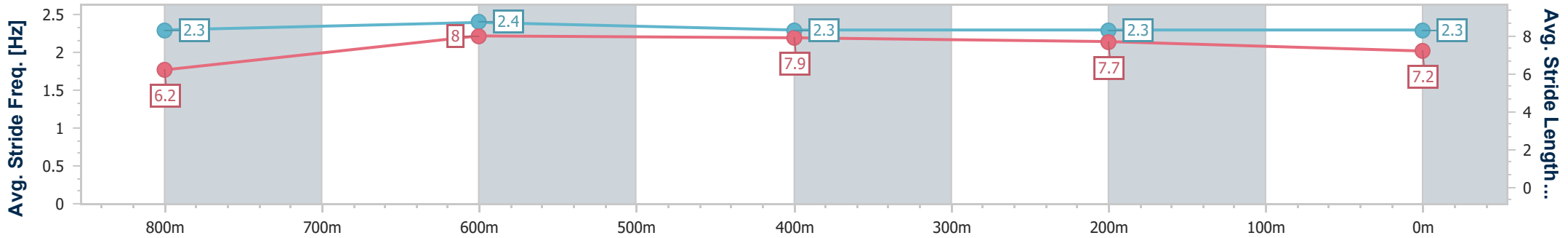
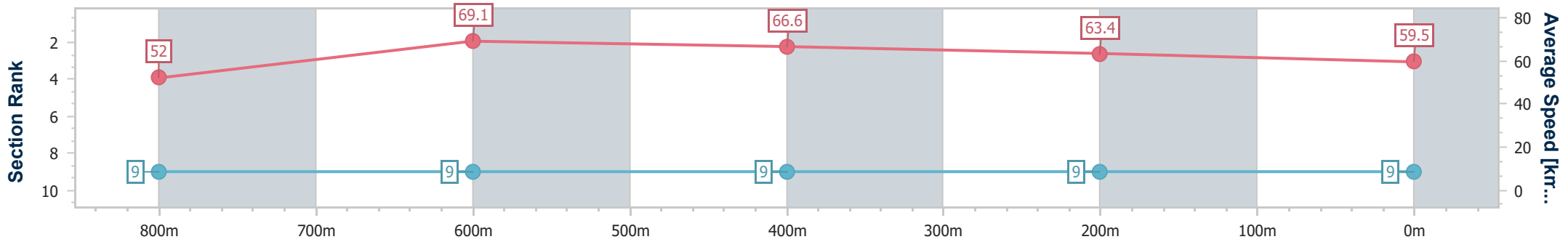
Horse/Jockey Name	Arturetta
Final Rank	9
Fastest Section Time (Section)	0:10.60 (800m)
Top Speed [km/h] (Section)	70.0 (800m)
Race State	Finished



Townsville QLD Professional
 Race 2: T F WOOLLAM Maiden Handicap - 1000m
 08 June 2024 - 14:32
 Track Rating: Soft 5, Weather: Sunny, Rail Position: True



Section	Overall	800m	600m	400m	200m
Section Times	0:58.91 [9] (0:13.85)	0:45.06 [9] (0:10.60)	0:34.46 [9] (0:10.92)	0:23.54 [9] (0:11.43)	0:12.11 [9] (0:12.11)
Average Speed [km/h]	52.0	69.1	66.6	63.4	59.5
Top Speed [km/h]	68.6	70.0	68.7	65.4	61.6
Avg. Dist. to Rail [m]	12.0	4.5	2.2	4.8	9.6
Avg. Stride Freq. [Hz]	2.3	2.4	2.3	2.3	2.3
Avg. Stride Length [m]	6.2	8.0	7.9	7.7	7.2



- [] Ranking at each section and finish
- .-.- No data available at this section
- NA No data available



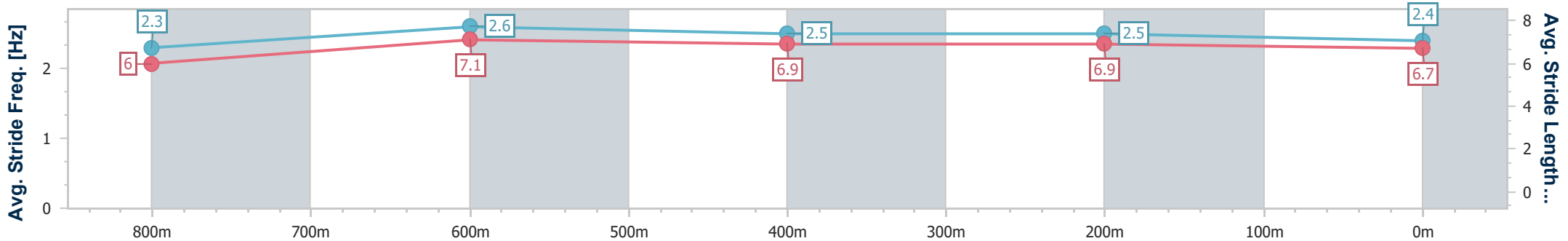
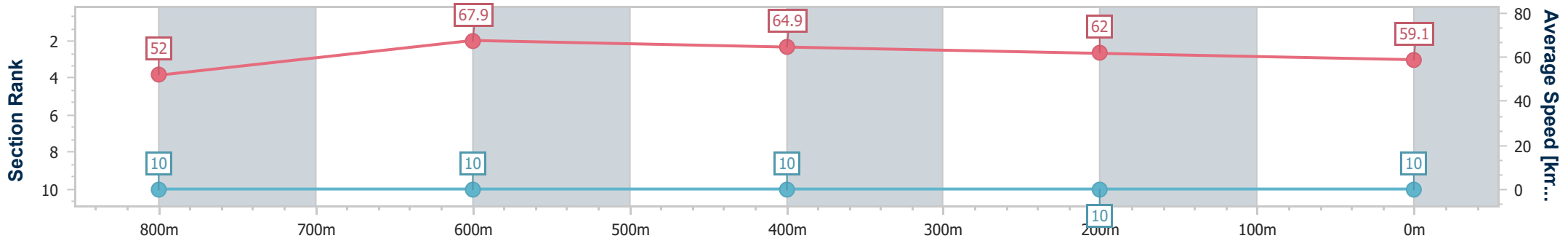
Horse/Jockey Name	Bushman Legacy
Final Rank	10
Fastest Section Time (Section)	0:10.70 (800m)
Top Speed [km/h] (Section)	68.6 (800m)
Race State	Finished



Townsville QLD Professional
 Race 2: T F WOOLLAM Maiden Handicap - 1000m
 08 June 2024 - 14:32
 Track Rating: Soft 5, Weather: Sunny, Rail Position: True



Section	Overall	800m	600m	400m	200m
Section Times	0:59.67 [10] (0:13.88)	0:45.79 [10] (0:10.70)	0:35.09 [10] (0:11.18)	0:23.91 [10] (0:11.72)	0:12.19 [10] (0:12.19)
Average Speed [km/h]	52.0	67.9	64.9	62.0	59.1
Top Speed [km/h]	68.3	68.6	66.5	63.5	61.4
Avg. Dist. to Rail [m]	10.6	2.8	1.3	6.2	5.4
Avg. Stride Freq. [Hz]	2.3	2.6	2.5	2.5	2.4
Avg. Stride Length [m]	6.0	7.1	6.9	6.9	6.7



- [] Ranking at each section and finish
- .-.- No data available at this section
- NA No data available



Townsville QLD Professional

Race 3: NEXANS-OLEX BENCHMARK 65 Handicap - 1000m

08 June 2024 - 15:07



Track Rating: Soft 5, Weather: Sunny, Rail Position: True

Section		Overall									Last 600m		
Field Times		0:56.19 (0:12.85)									0:33.35		
		800m			600m			400m			200m		
		0:43.34 (0:09.99)			0:33.35 (0:10.68)			0:22.67 (0:11.04)			0:11.63 (0:11.63)		
Rank	TAB	Horse/Jockey	Barrier	Top Speed [km/h]	Fastest Section	Margin	Distance Travelled [m]						
1	1	NORTHERN PRIDE Gabrielle Semmens	1	71.6 800m	0:10.12 800m	0:56.19 [1] (0:13.01)	0:43.18 [4] (0:10.12)	0:33.06 [4] (0:10.53)	0:22.53 [4] (0:11.00)	0:11.53 [3] (0:11.53)	0:56.19	0:33.06	
2	6	REALEZA Ashley Butler	13	72.4 800m	0:10.12 800m	0:56.38 [2] (0:13.60)	0:42.78 [11] (0:10.12)	0:32.66 [11] (0:10.46)	0:22.20 [9] (0:10.81)	0:11.39 [7] (0:11.39)	1.14L	0:32.66 +7	
3	9	LADY RAIN Lacey Morrison	11	72.5 800m	0:10.16 800m	0:56.51 [3] (0:13.36)	0:43.15 [9] (0:10.16)	0:32.99 [8] (0:10.53)	0:22.46 [7] (0:10.85)	0:11.61 [6] (0:11.61)	1.85L	0:32.99 +6	
4	7	ARCHIE'S LAW Frank Edwards	7	73.2 800m	0:09.99 800m	0:56.51 [4] (0:12.85)	0:43.66 [1] (0:09.99)	0:33.67 [1] (0:10.68)	0:22.99 [1] (0:11.04)	0:11.95 [1] (0:11.95)	1.89L	0:33.67 +4	
5	10	THE SHERPA Scott Sheargold	15	72.8 800m	0:10.12 800m	0:56.58 [5] (0:12.91)	0:43.67 [3] (0:10.12)	0:33.55 [3] (0:10.59)	0:22.96 [3] (0:11.06)	0:11.90 [4] (0:11.90)	2.3L	0:33.55 +4	
6	12	CAVENTE Jackson Murphy	10	72.2 800m	0:10.22 800m	0:56.71 [6] (0:13.50)	0:43.21 [10] (0:10.22)	0:32.99 [10] (0:10.48)	0:22.51 [10] (0:10.85)	0:11.66 [8] (0:11.66)	3.07L	0:32.99 -1	
7	5	DARK REBEL Ryan Wiggins	12	71.2 600m	0:10.32 800m	0:56.72 [7] (0:13.34)	0:43.38 [8] (0:10.32)	0:33.06 [9] (0:10.56)	0:22.50 [11] (0:10.95)	0:11.55 [11] (0:11.55)	3.14L	0:33.06 +9	
8	8	COLD POWER Justin Stanley	2	70.9 800m	0:10.25 800m	0:56.84 [8] (0:13.14)	0:43.70 [6] (0:10.25)	0:33.45 [6] (0:10.60)	0:22.85 [5] (0:10.90)	0:11.95 [5] (0:11.95)	3.84L	0:33.45 +4	
9	3	HALLSIDE HAMMER Carl Spry	9	72.6 800m	0:10.14 800m	0:56.89 [9] (0:13.31)	0:43.58 [7] (0:10.14)	0:33.44 [7] (0:10.65)	0:22.79 [8] (0:11.06)	0:11.73 [10] (0:11.73)	4.12L	0:33.44 +9	
10	2	GDANSK Isabella Teh	8	71.5 800m	0:10.36 800m	0:56.97 [10] (0:13.01)	0:43.96 [4] (0:10.36)	0:33.60 [5] (0:10.63)	0:22.97 [6] (0:11.10)	0:11.87 [9] (0:11.87)	4.57L	0:33.60 +7	

Scratched: Yamabushi (#11), Loud Noise (#4), Line Of Kings (#14), Hit Snooze (#13)

[] Ranking at each section and finish
 -:-:- No data available at this section
 NA No data available

SCN Saddle cloth number
 DNF Did not finish
 DNT Did not track



Townsville QLD Professional
Race 3: NEXANS-OLEX BENCHMARK 65 Handicap - 1000m
08 June 2024 - 15:07



Track Rating: Soft 5, Weather: Sunny, Rail Position: True

Section		Overall	800m	600m	400m	200m	Last 600m					
Field Times		0:56.19 (0:12.85)	0:43.34 (0:09.99)	0:33.35 (0:10.68)	0:22.67 (0:11.04)	0:11.63 (0:11.63)	0:33.35					
Rank	TAB Horse/Jockey	Barrier	Top Speed [km/h]	Fastest Section	Margin			Distance Travelled [m]				
11	15 SMART THINKER Nathan Thomas	6	72.3 800m	0:10.13 800m	0:57.32 [11] (0:12.87)	0:44.45 [2] (0:10.13)	0:34.32 [2] (0:10.55)	0:23.77 [2] (0:11.11)	0:12.66 [2] (0:12.66)	6.64L	0:34.32	+1

Scratched: Yamabushi (#11), Loud Noise (#4), Line Of Kings (#14), Hit Snooze (#13)

[] Ranking at each section and finish
 -:-:-:- No data available at this section
 NA No data available

SCN Saddle cloth number
 DNF Did not finish
 DNT Did not track



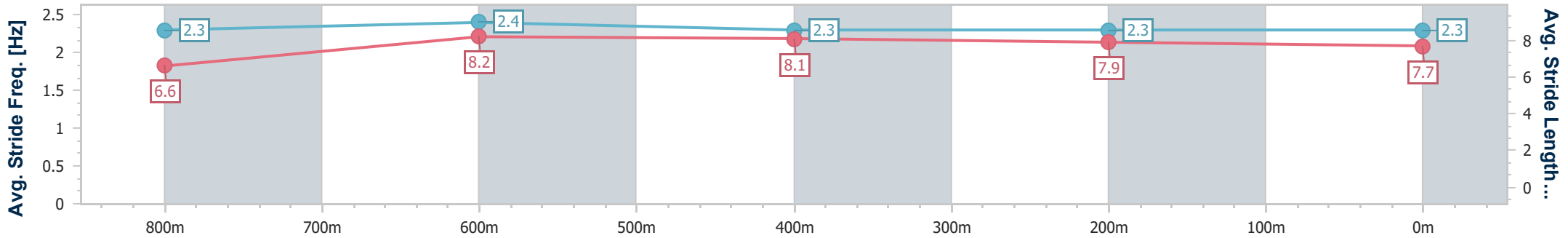
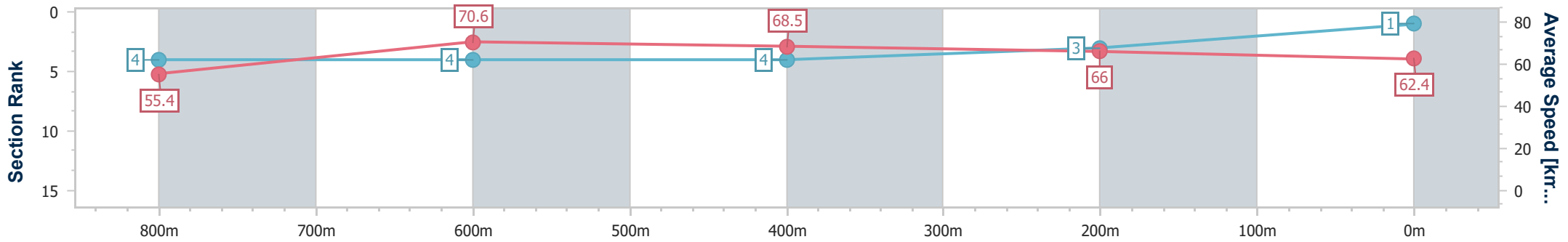
Horse/Jockey Name	Northern Pride
Final Rank	1
Fastest Section Time (Section)	0:10.12 (800m)
Top Speed [km/h] (Section)	71.6 (800m)
Race State	Finished



Townsville QLD Professional
 Race 3: NEXANS-OLEX BENCHMARK 65 Handicap - 1000m
 08 June 2024 - 15:07
 Track Rating: Soft 5, Weather: Sunny, Rail Position: True



Section	Overall	800m	600m	400m	200m
Section Times	0:56.19 [1] (0:13.01)	0:43.18 [4] (0:10.12)	0:33.06 [4] (0:10.53)	0:22.53 [4] (0:11.00)	0:11.53 [3] (0:11.53)
Average Speed [km/h]	55.4	70.6	68.5	66.0	62.4
Top Speed [km/h]	70.6	71.6	69.9	66.8	64.4
Avg. Dist. to Rail [m]	1.5	1.7	1.5	4.6	5.1
Avg. Stride Freq. [Hz]	2.3	2.4	2.3	2.3	2.3
Avg. Stride Length [m]	6.6	8.2	8.1	7.9	7.7



- [] Ranking at each section and finish
- .-.- No data available at this section
- NA No data available



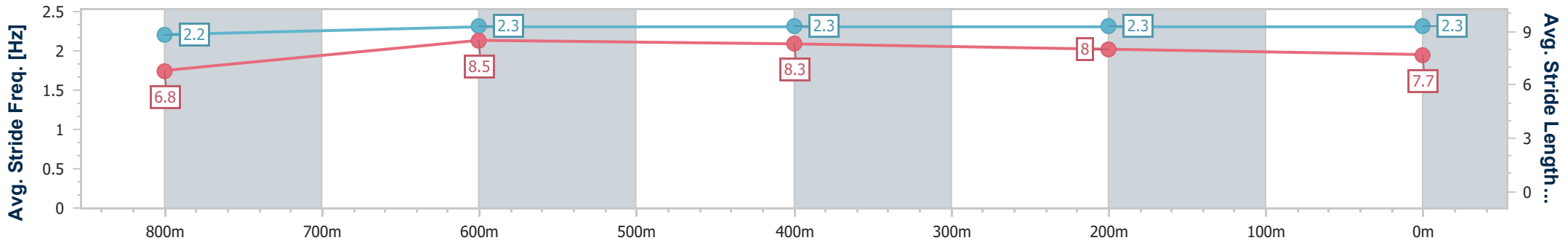
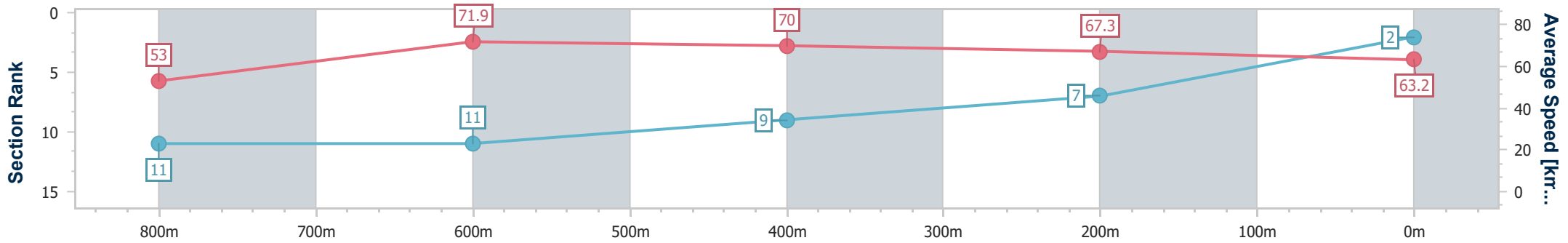
Horse/Jockey Name	Realeza
Final Rank	2
Fastest Section Time (Section)	0:10.12 (800m)
Top Speed [km/h] (Section)	72.4 (800m)
Race State	Finished



Townsville QLD Professional
 Race 3: NEXANS-OLEX BENCHMARK 65 Handicap - 1000m
 08 June 2024 - 15:07
 Track Rating: Soft 5, Weather: Sunny, Rail Position: True



Section	Overall	800m	600m	400m	200m
Section Times	0:56.38 [2] (0:13.60)	0:42.78 [11] (0:10.12)	0:32.66 [11] (0:10.46)	0:22.20 [9] (0:10.81)	0:11.39 [7] (0:11.39)
Average Speed [km/h]	53.0	71.9	70.0	67.3	63.2
Top Speed [km/h]	71.1	72.4	71.8	69.0	66.2
Avg. Dist. to Rail [m]	9.6	2.7	3.7	6.7	10.6
Avg. Stride Freq. [Hz]	2.2	2.3	2.3	2.3	2.3
Avg. Stride Length [m]	6.8	8.5	8.3	8.0	7.7



- [] Ranking at each section and finish
- .-.- No data available at this section
- NA No data available



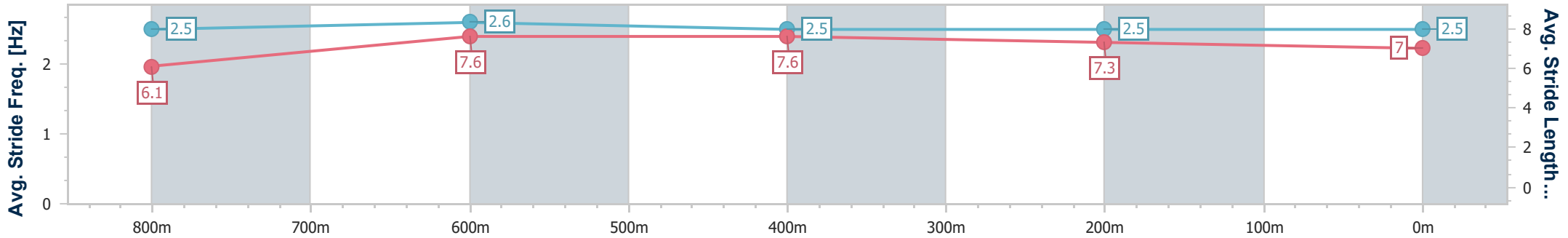
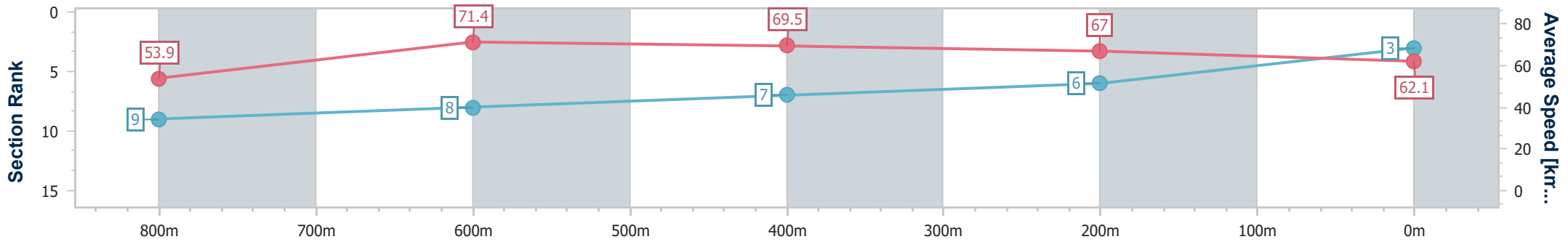
Horse/Jockey Name	Lady Rain
Final Rank	3
Fastest Section Time (Section)	0:10.16 (800m)
Top Speed [km/h] (Section)	72.5 (800m)
Race State	Finished



Townsville QLD Professional
 Race 3: NEXANS-OLEX BENCHMARK 65 Handicap - 1000m
 08 June 2024 - 15:07
 Track Rating: Soft 5, Weather: Sunny, Rail Position: True



Section	Overall	800m	600m	400m	200m
Section Times	0:56.51 [3] (0:13.36)	0:43.15 [9] (0:10.16)	0:32.99 [8] (0:10.53)	0:22.46 [7] (0:10.85)	0:11.61 [6] (0:11.61)
Average Speed [km/h]	53.9	71.4	69.5	67.0	62.1
Top Speed [km/h]	72.0	72.5	71.2	68.8	65.3
Avg. Dist. to Rail [m]	8.2	1.9	3.3	6.4	8.1
Avg. Stride Freq. [Hz]	2.5	2.6	2.5	2.5	2.5
Avg. Stride Length [m]	6.1	7.6	7.6	7.3	7.0



- [] Ranking at each section and finish
- .-.- No data available at this section
- NA No data available



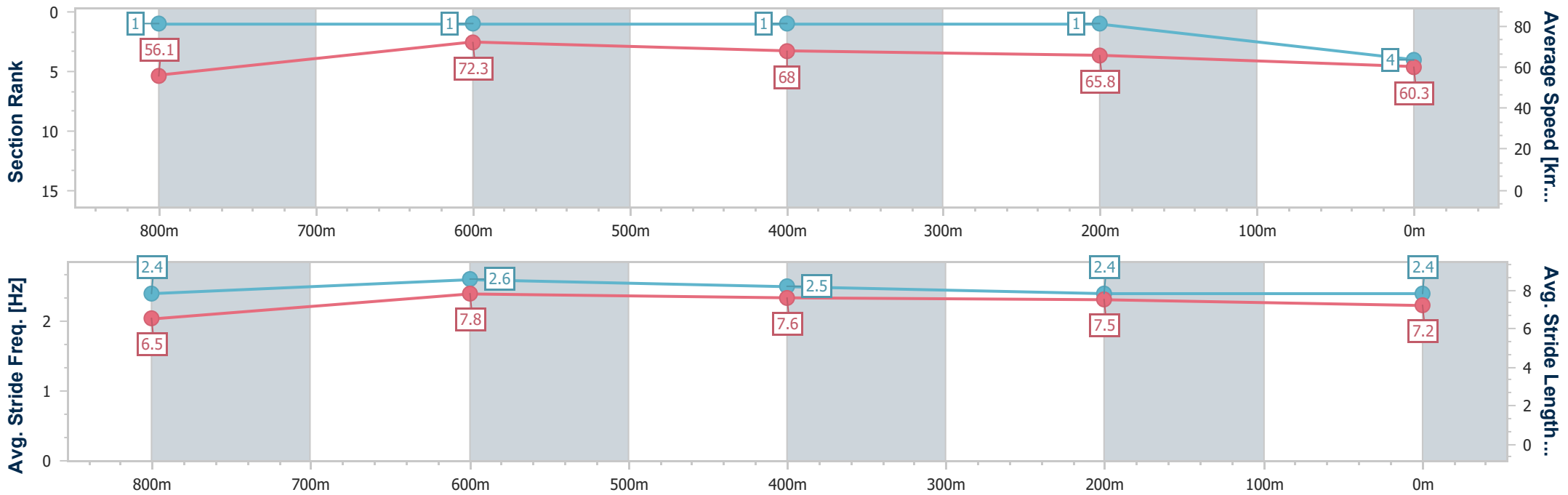
Horse/Jockey Name	Archie's Law
Final Rank	4
Fastest Section Time (Section)	0:09.99 (800m)
Top Speed [km/h] (Section)	73.2 (800m)
Race State	Finished



Townsville QLD Professional
 Race 3: NEXANS-OLEX BENCHMARK 65 Handicap - 1000m
 08 June 2024 - 15:07
 Track Rating: Soft 5, Weather: Sunny, Rail Position: True



Section	Overall	800m	600m	400m	200m
Section Times	0:56.51 [4] (0:12.85)	0:43.66 [1] (0:09.99)	0:33.67 [1] (0:10.68)	0:22.99 [1] (0:11.04)	0:11.95 [1] (0:11.95)
Average Speed [km/h]	56.1	72.3	68.0	65.8	60.3
Top Speed [km/h]	72.9	73.2	70.0	66.7	64.3
Avg. Dist. to Rail [m]	5.5	1.5	2.0	4.7	6.1
Avg. Stride Freq. [Hz]	2.4	2.6	2.5	2.4	2.4
Avg. Stride Length [m]	6.5	7.8	7.6	7.5	7.2



- [] Ranking at each section and finish
- .-.- No data available at this section
- NA No data available



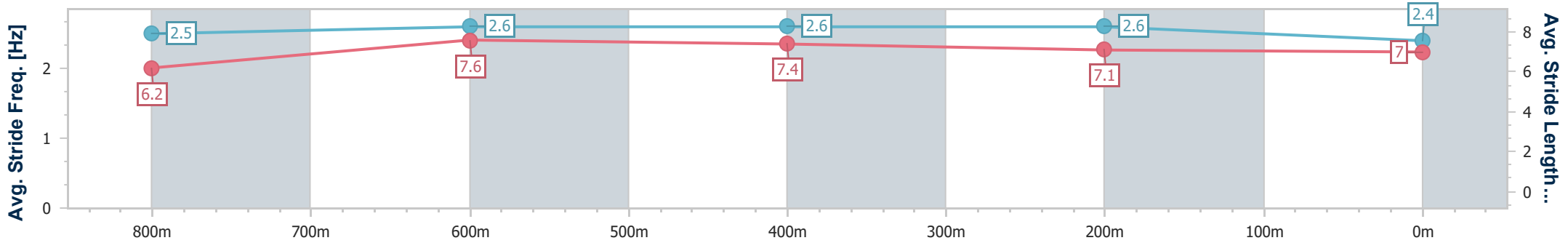
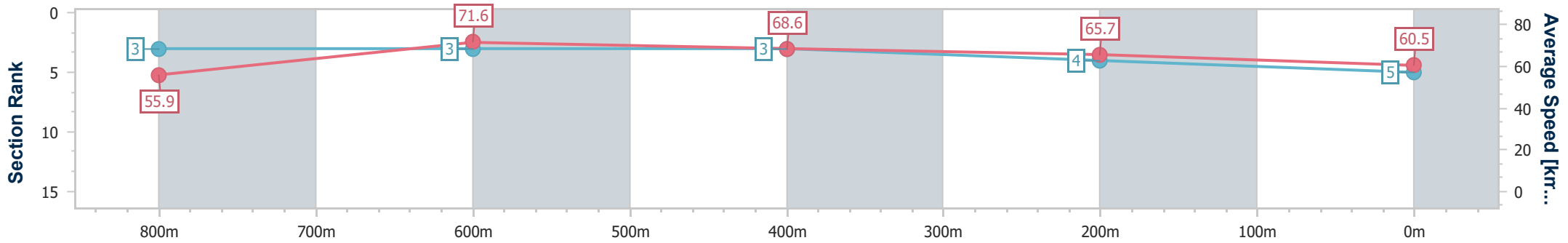
Horse/Jockey Name	The Sherpa
Final Rank	5
Fastest Section Time (Section)	0:10.12 (800m)
Top Speed [km/h] (Section)	72.8 (800m)
Race State	Finished



Townsville QLD Professional
 Race 3: NEXANS-OLEX BENCHMARK 65 Handicap - 1000m
 08 June 2024 - 15:07
 Track Rating: Soft 5, Weather: Sunny, Rail Position: True



Section	Overall	800m	600m	400m	200m
Section Times	0:56.58 [5] (0:12.91)	0:43.67 [3] (0:10.12)	0:33.55 [3] (0:10.59)	0:22.96 [3] (0:11.06)	0:11.90 [4] (0:11.90)
Average Speed [km/h]	55.9	71.6	68.6	65.7	60.5
Top Speed [km/h]	72.8	72.8	71.1	67.6	63.3
Avg. Dist. to Rail [m]	11.8	2.6	1.7	4.8	6.1
Avg. Stride Freq. [Hz]	2.5	2.6	2.6	2.6	2.4
Avg. Stride Length [m]	6.2	7.6	7.4	7.1	7.0



- [] Ranking at each section and finish
- .-.- No data available at this section
- NA No data available



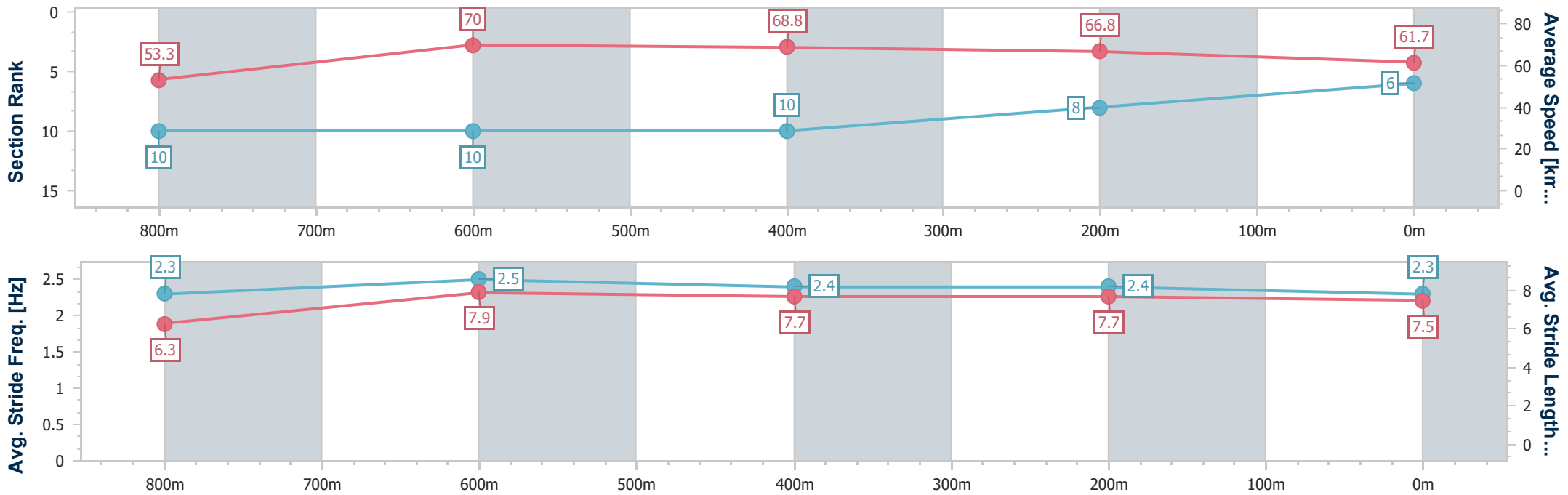
Horse/Jockey Name	Cavente
Final Rank	6
Fastest Section Time (Section)	0:10.22 (800m)
Top Speed [km/h] (Section)	72.2 (800m)
Race State	Finished



Townsville QLD Professional
 Race 3: NEXANS-OLEX BENCHMARK 65 Handicap - 1000m
 08 June 2024 - 15:07
 Track Rating: Soft 5, Weather: Sunny, Rail Position: True



Section	Overall	800m	600m	400m	200m
Section Times	0:56.71 [6] (0:13.50)	0:43.21 [10] (0:10.22)	0:32.99 [10] (0:10.48)	0:22.51 [10] (0:10.85)	0:11.66 [8] (0:11.66)
Average Speed [km/h]	53.3	70.0	68.8	66.8	61.7
Top Speed [km/h]	72.0	72.2	69.7	67.7	65.5
Avg. Dist. to Rail [m]	4.7	1.7	1.2	3.3	5.3
Avg. Stride Freq. [Hz]	2.3	2.5	2.4	2.4	2.3
Avg. Stride Length [m]	6.3	7.9	7.7	7.7	7.5



- [] Ranking at each section and finish
- .-.- No data available at this section
- NA No data available



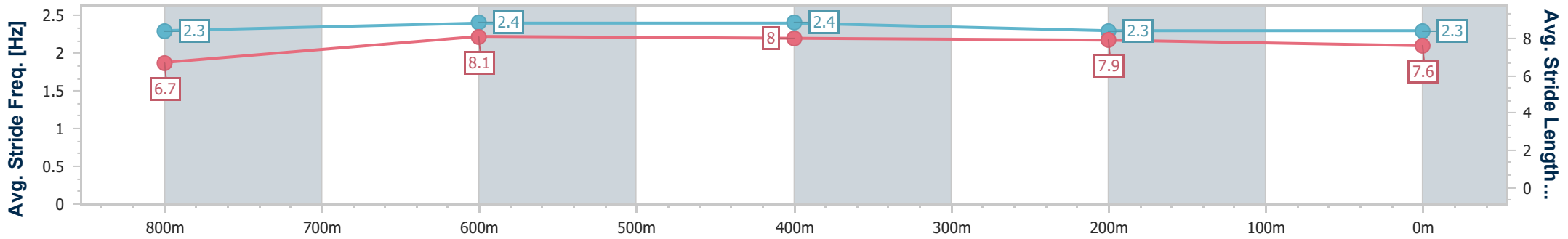
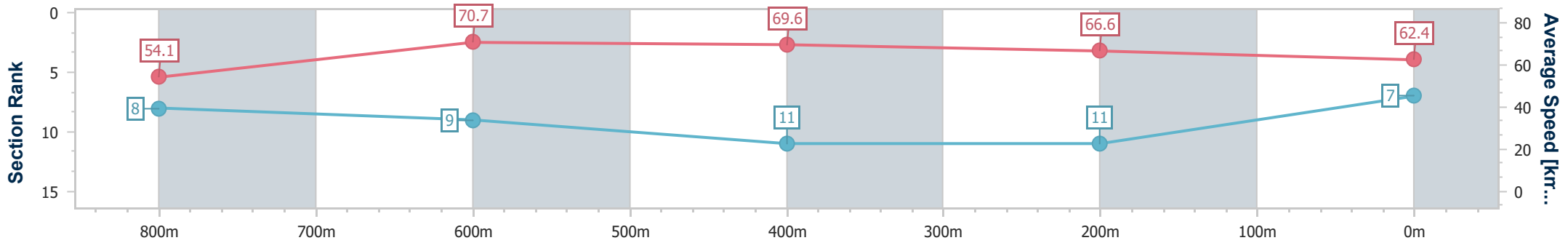
Horse/Jockey Name	Dark Rebel
Final Rank	7
Fastest Section Time (Section)	0:10.32 (800m)
Top Speed [km/h] (Section)	71.2 (600m)
Race State	Finished



Townsville QLD Professional
 Race 3: NEXANS-OLEX BENCHMARK 65 Handicap - 1000m
 08 June 2024 - 15:07
 Track Rating: Soft 5, Weather: Sunny, Rail Position: True



Section	Overall	800m	600m	400m	200m
Section Times	0:56.72 [7] (0:13.34)	0:43.38 [8] (0:10.32)	0:33.06 [9] (0:10.56)	0:22.50 [11] (0:10.95)	0:11.55 [11] (0:11.55)
Average Speed [km/h]	54.1	70.7	69.6	66.6	62.4
Top Speed [km/h]	70.1	71.1	71.2	68.2	66.3
Avg. Dist. to Rail [m]	10.0	4.0	4.3	6.9	9.2
Avg. Stride Freq. [Hz]	2.3	2.4	2.4	2.3	2.3
Avg. Stride Length [m]	6.7	8.1	8.0	7.9	7.6



- [] Ranking at each section and finish
- .-.- No data available at this section
- NA No data available



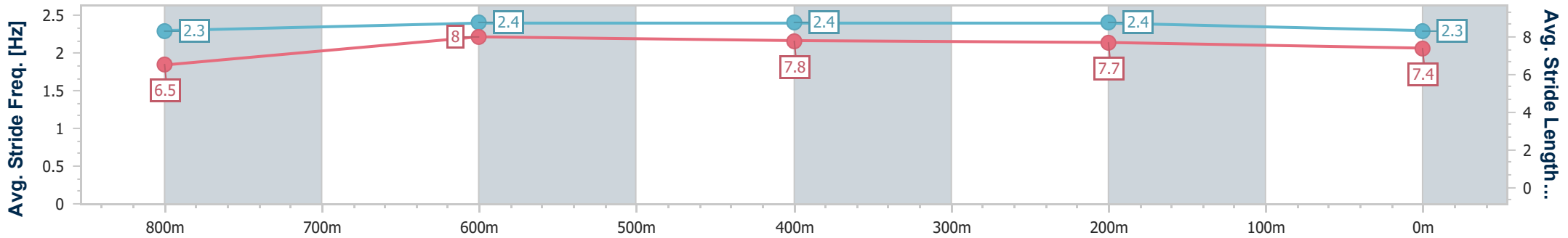
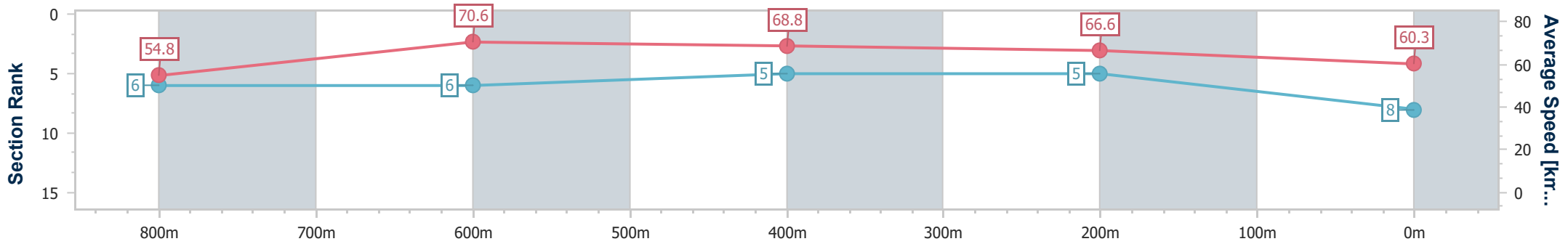
Horse/Jockey Name	Cold Power
Final Rank	8
Fastest Section Time (Section)	0:10.25 (800m)
Top Speed [km/h] (Section)	70.9 (800m)
Race State	Finished



Townsville QLD Professional
 Race 3: NEXANS-OLEX BENCHMARK 65 Handicap - 1000m
 08 June 2024 - 15:07
 Track Rating: Soft 5, Weather: Sunny, Rail Position: True



Section	Overall	800m	600m	400m	200m
Section Times	0:56.84 [8] (0:13.14)	0:43.70 [6] (0:10.25)	0:33.45 [6] (0:10.60)	0:22.85 [5] (0:10.90)	0:11.95 [5] (0:11.95)
Average Speed [km/h]	54.8	70.6	68.8	66.6	60.3
Top Speed [km/h]	70.3	70.9	69.7	68.3	65.2
Avg. Dist. to Rail [m]	3.5	1.5	2.8	5.0	7.8
Avg. Stride Freq. [Hz]	2.3	2.4	2.4	2.4	2.3
Avg. Stride Length [m]	6.5	8.0	7.8	7.7	7.4



- [] Ranking at each section and finish
- .-.- No data available at this section
- NA No data available



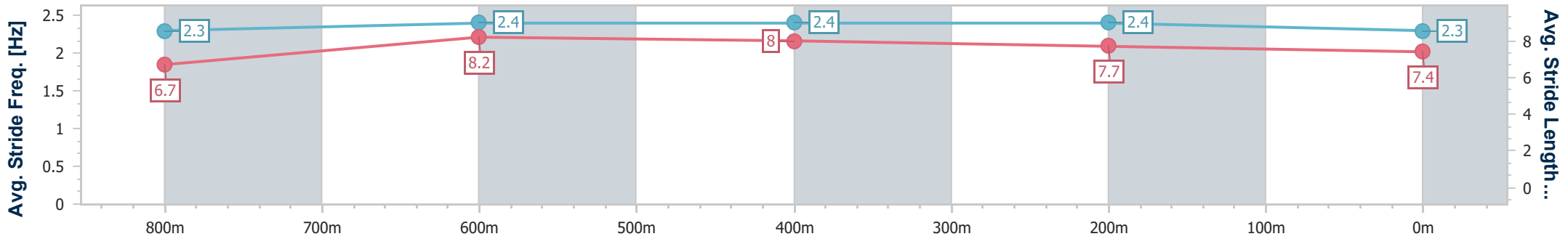
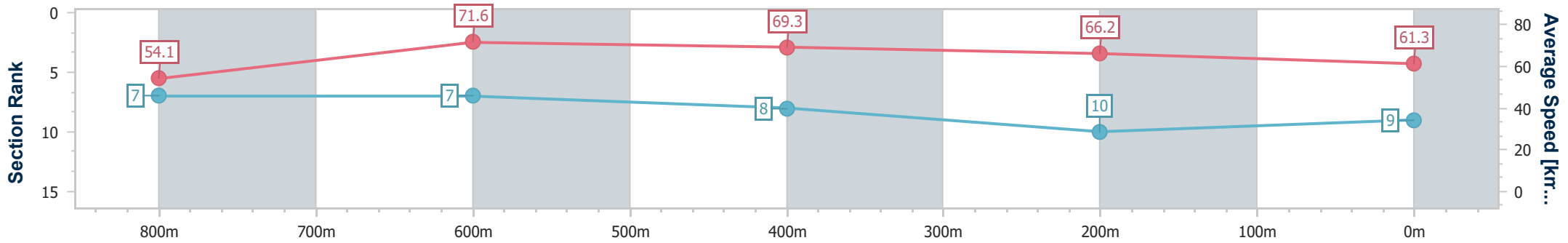
Horse/Jockey Name	Hallside Hammer
Final Rank	9
Fastest Section Time (Section)	0:10.14 (800m)
Top Speed [km/h] (Section)	72.6 (800m)
Race State	Finished



Townsville QLD Professional
 Race 3: NEXANS-OLEX BENCHMARK 65 Handicap - 1000m
 08 June 2024 - 15:07
 Track Rating: Soft 5, Weather: Sunny, Rail Position: True



Section	Overall	800m	600m	400m	200m
Section Times	0:56.89 [9] (0:13.31)	0:43.58 [7] (0:10.14)	0:33.44 [7] (0:10.65)	0:22.79 [8] (0:11.06)	0:11.73 [10] (0:11.73)
Average Speed [km/h]	54.1	71.6	69.3	66.2	61.3
Top Speed [km/h]	70.8	72.6	71.8	67.1	65.2
Avg. Dist. to Rail [m]	6.9	2.3	5.2	9.1	12.3
Avg. Stride Freq. [Hz]	2.3	2.4	2.4	2.4	2.3
Avg. Stride Length [m]	6.7	8.2	8.0	7.7	7.4



- [] Ranking at each section and finish
- .-.- No data available at this section
- NA No data available



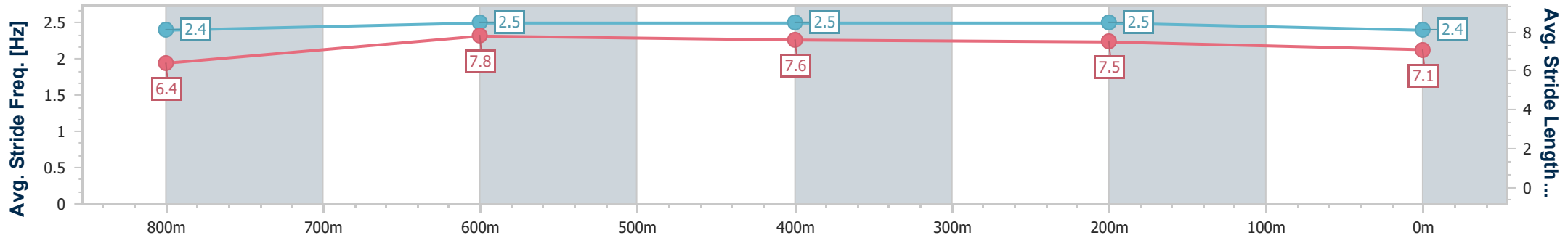
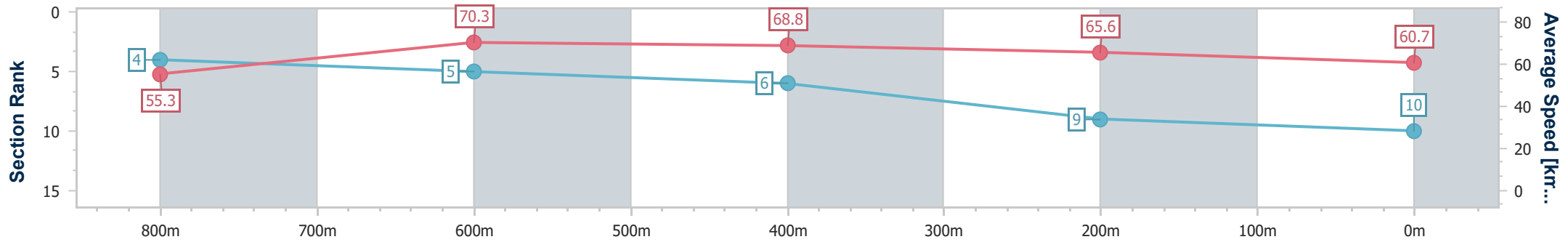
Horse/Jockey Name	Gdansk
Final Rank	10
Fastest Section Time (Section)	0:10.36 (800m)
Top Speed [km/h] (Section)	71.5 (800m)
Race State	Finished



Townsville QLD Professional
 Race 3: NEXANS-OLEX BENCHMARK 65 Handicap - 1000m
 08 June 2024 - 15:07
 Track Rating: Soft 5, Weather: Sunny, Rail Position: True



Section	Overall	800m	600m	400m	200m
Section Times	0:56.97 [10] (0:13.01)	0:43.96 [4] (0:10.36)	0:33.60 [5] (0:10.63)	0:22.97 [6] (0:11.10)	0:11.87 [9] (0:11.87)
Average Speed [km/h]	55.3	70.3	68.8	65.6	60.7
Top Speed [km/h]	70.2	71.5	69.8	67.0	64.0
Avg. Dist. to Rail [m]	7.2	3.2	3.3	7.5	11.2
Avg. Stride Freq. [Hz]	2.4	2.5	2.5	2.5	2.4
Avg. Stride Length [m]	6.4	7.8	7.6	7.5	7.1



- [] Ranking at each section and finish
- .-.-.- No data available at this section
- NA No data available



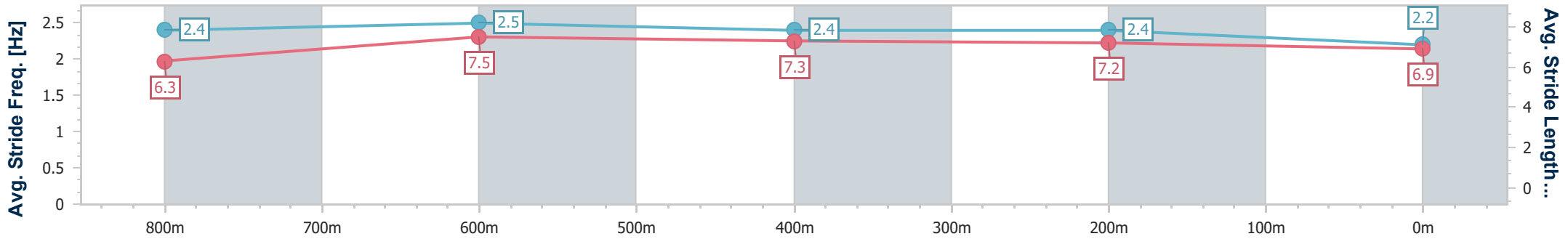
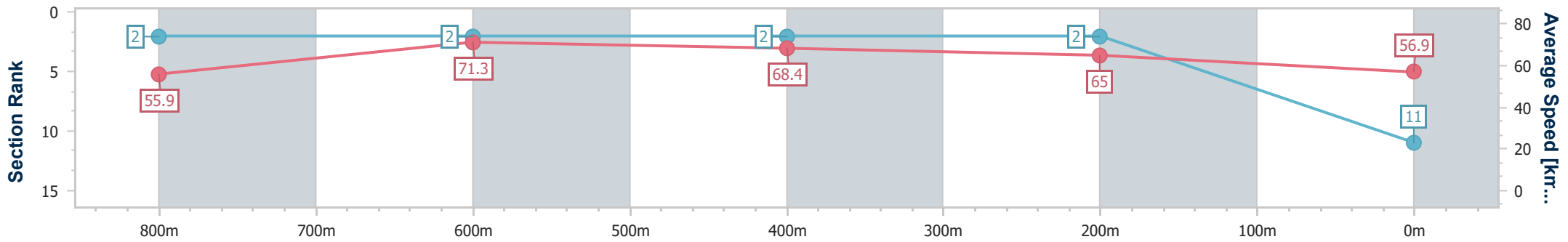
Horse/Jockey Name	Smart Thinker
Final Rank	11
Fastest Section Time (Section)	0:10.13 (800m)
Top Speed [km/h] (Section)	72.3 (800m)
Race State	Finished



Townsville QLD Professional
 Race 3: NEXANS-OLEX BENCHMARK 65 Handicap - 1000m
 08 June 2024 - 15:07
 Track Rating: Soft 5, Weather: Sunny, Rail Position: True



Section	Overall	800m	600m	400m	200m
Section Times	0:57.32 [11] (0:12.87)	0:44.45 [2] (0:10.13)	0:34.32 [2] (0:10.55)	0:23.77 [2] (0:11.11)	0:12.66 [2] (0:12.66)
Average Speed [km/h]	55.9	71.3	68.4	65.0	56.9
Top Speed [km/h]	71.5	72.3	69.9	67.1	61.4
Avg. Dist. to Rail [m]	5.2	1.4	0.5	1.7	2.2
Avg. Stride Freq. [Hz]	2.4	2.5	2.4	2.4	2.2
Avg. Stride Length [m]	6.3	7.5	7.3	7.2	6.9



- [] Ranking at each section and finish
- .-.- No data available at this section
- NA No data available



Townsville QLD Professional

Race 4: PIERLITE BENCHMARK 60 Handicap - 1400m



08 June 2024 - 15:42

Track Rating: Soft 5, Weather: Sunny, Rail Position: True

Section		Overall	1200m	1000m	800m	600m	400m	Last 600m				
Field Times		1:21.91 (0:13.18)	1:08.73 (0:10.74)	0:57.99 (0:10.89)	0:47.10 (0:11.09)	0:36.01 (0:11.55)	0:24.46 (0:11.86)	0:00.00				
Rank	TAB Horse/Jockey	Barrier	Top Speed [km/h]	Fastest Section	Distance Travelled [m]							
1	9 PRINCE AKEEM Carl Spry	10	67.6 1200m	0:10.84 1200m	1:21.91 [1] (0:13.49)	1:08.42 [4] (0:10.84)	0:57.58 [5] (0:11.00)	0:46.58 [5] (0:11.14)	0:35.44 [5] (0:11.32)	0:24.12 [4] (0:11.58)	0:35.44	
2	13 SPECIALTIE Ryan Wiggins	7	67.0 1200m	0:10.86 1200m	1:22.05 [2] (0:13.43)	1:08.62 [2] (0:10.86)	0:57.76 [4] (0:10.94)	0:46.82 [4] (0:11.08)	0:35.74 [3] (0:11.28)	0:24.46 [2] (0:11.72)	0:35.74	-10
3	10 VANCOUVER BAY Scott Sheargold	3	67.6 1200m	0:10.85 1200m	1:22.17 [3] (0:13.62)	1:08.55 [8] (0:10.85)	0:57.70 [7] (0:11.03)	0:46.67 [6] (0:11.15)	0:35.52 [6] (0:11.38)	0:24.14 [5] (0:11.68)	0:35.52	-4
4	6 ELLEVES Chelsea Jokic	8	69.4 1200m	0:10.61 1200m	1:22.23 [4] (0:13.45)	1:08.78 [3] (0:10.61)	0:58.17 [2] (0:10.91)	0:47.26 [2] (0:11.24)	0:36.02 [2] (0:11.42)	0:24.60 [3] (0:11.84)	0:36.02	+0
5	2 ALMAHERO Gabrielle Semmens	15	67.8 1200m	0:10.74 1200m	1:22.44 [5] (0:13.18)	1:09.26 [1] (0:10.74)	0:58.52 [1] (0:10.89)	0:47.63 [1] (0:11.09)	0:36.54 [1] (0:11.55)	0:24.99 [1] (0:12.01)	0:36.54	-6
6	7 DON'T TELL LEEANNE Graham Kliese	14	68.1 800m	0:11.03 1200m	1:22.46 [6] (0:13.60)	1:08.86 [7] (0:11.03)	0:57.83 [8] (0:11.09)	0:46.74 [7] (0:11.09)	0:35.65 [7] (0:11.51)	0:24.14 [7] (0:11.71)	0:35.65	-1
7	4 CHOQUANT Nathan Thomas	12	68.1 1200m	0:10.94 1200m	1:22.47 [7] (0:13.53)	1:08.94 [6] (0:10.94)	0:58.00 [6] (0:11.27)	0:46.73 [8] (0:11.23)	0:35.50 [8] (0:11.38)	0:24.12 [8] (0:11.76)	0:35.50	+0
8	12 SECRET LOCATION Nathan Day	11	67.2 1200m	0:10.96 1200m	1:22.51 [8] (0:14.20)	1:08.31 [12] (0:10.96)	0:57.35 [12] (0:11.10)	0:46.25 [13] (0:11.16)	0:35.09 [13] (0:11.43)	0:23.66 [11] (0:11.48)	0:35.09	-1
9	1 FORGIATO Masayuki Abe	17	66.4 800m	0:11.05 800m	1:22.64 [9] (0:13.73)	1:08.91 [9] (0:11.33)	0:57.58 [11] (0:11.16)	0:46.42 [12] (0:11.05)	0:35.37 [11] (0:11.38)	0:23.99 [10] (0:11.70)	0:35.37	-3
10	11 RELIABLE DUDE Tyler Leslight	6	67.8 1200m	0:10.92 1200m	1:22.65 [10] (0:13.89)	1:08.76 [10] (0:10.92)	0:57.84 [9] (0:11.20)	0:46.64 [9] (0:11.08)	0:35.56 [9] (0:11.53)	0:24.03 [9] (0:11.72)	0:35.56	+7

Scratched: Joe's Giggle (#5), Obliquity (#15), Indicative (#8)

[] Ranking at each section and finish
 -:-:- No data available at this section
 NA No data available

SCN Saddle cloth number
 DNF Did not finish
 DNT Did not track



Townsville QLD Professional

Race 4: PIERLITE BENCHMARK 60 Handicap - 1400m



08 June 2024 - 15:42

Track Rating: Soft 5, Weather: Sunny, Rail Position: True

Section		Overall	1200m	1000m	800m	600m	400m	Last 600m				
Field Times		1:21.91 (0:13.18)	1:08.73 (0:10.74)	0:57.99 (0:10.89)	0:47.10 (0:11.09)	0:36.01 (0:11.55)	0:24.46 (0:11.86)	0:00.00				
Rank	TAB Horse/Jockey	Barrier	Top Speed [km/h]	Fastest Section	Distance Travelled [m]							
11	3 MAJESTICS REQUEST Ashley Butler	9	67.5 1200m	0:10.97 1200m	1:23.52 [11] (0:14.20)	1:09.32 [13] (0:10.97)	0:58.35 [13] (0:10.99)	0:47.36 [11] (0:11.18)	0:36.18 [12] (0:11.51)	0:24.67 [12] (0:11.95)	0:36.18	-4
12	17 DO WELL LEGEND Denicious Smith	5	Data was not able to be tracked for this horse		-:--:--	-:--:--	-:--:--	-:--:--	-:--:--	-:--:--	-:--:--	-----
13	14 FLAMING TORCH Lacey Morrison	2	68.5 1200m	0:10.70 1200m	1:25.05 [13] (0:13.50)	1:11.55 [5] (0:10.70)	1:00.85 [3] (0:11.02)	0:49.83 [3] (0:11.19)	0:38.64 [4] (0:11.63)	0:27.01 [6] (0:12.49)	0:38.64	-8
14	16 STORE BEACH Jackson Murphy	4	67.8 1200m	0:10.90 1200m	1:26.04 [14] (0:14.01)	1:12.03 [11] (0:10.90)	1:01.13 [10] (0:11.12)	0:50.01 [10] (0:11.24)	0:38.77 [10] (0:11.64)	0:27.13 [13] (0:12.18)	0:38.77	-3

Scratched: Joe's Giggle (#5), Obliquity (#15), Indicative (#8)

[] Ranking at each section and finish
 -:--:-- No data available at this section
 NA No data available

SCN Saddle cloth number
 DNF Did not finish
 DNT Did not track



Townsville QLD Professional

Race 4: PIERLITE BENCHMARK 60 Handicap - 1400m

08 June 2024 - 15:42



Track Rating: Soft 5, Weather: Sunny, Rail Position: True

Section				200m				Last 600m	
Field Times				0:12.60 (0:12.60)				0:00.00	
Rank	TAB	Horse/Jockey	Barrier	Top Speed [km/h]	Fastest Section	Margin			Distance Travelled [m]
1	9	PRINCE AKEEM Carl Spry	10	67.6 1200m	0:10.84 1200m	0:12.54 [2] (0:12.54)	1:21.91		0:35.44
2	13	SPECIALTIE Ryan Wiggins	7	67.0 1200m	0:10.86 1200m	0:12.74 [1] (0:12.74)	0.82L		0:35.74 -10
3	10	VANCOUVER BAY Scott Sheargold	3	67.6 1200m	0:10.85 1200m	0:12.46 [5] (0:12.46)	1.48L		0:35.52 -4
4	6	ELLEVES Chelsea Jokic	8	69.4 1200m	0:10.61 1200m	0:12.76 [4] (0:12.76)	1.83L		0:36.02 +0
5	2	ALMAHERO Gabrielle Semmens	15	67.8 1200m	0:10.74 1200m	0:12.98 [3] (0:12.98)	3.1L		0:36.54 -6
6	7	DON'T TELL LEEANNE Graham Kliese	14	68.1 800m	0:11.03 1200m	0:12.43 [6] (0:12.43)	3.23L		0:35.65 -1
7	4	CHOQUANT Nathan Thomas	12	68.1 1200m	0:10.94 1200m	0:12.36 [7] (0:12.36)	3.26L		0:35.50 +0
8	12	SECRET LOCATION Nathan Day	11	67.2 1200m	0:10.96 1200m	0:12.18 [8] (0:12.18)	3.52L		0:35.09 -1
9	1	FORGIATO Masayuki Abe	17	66.4 800m	0:11.05 800m	0:12.29 [10] (0:12.29)	4.28L		0:35.37 -3
10	11	RELIABLE DUDE Tyler Leslight	6	67.8 1200m	0:10.92 1200m	0:12.31 [9] (0:12.31)	4.34L		0:35.56 +7

Scratched: Joe's Giggle (#5), Obliquity (#15), Indicative (#8)

Report Created: Sat 8 June 2024 16:09 GMT+10 (Note: Timing is based on position data)

Page 3/18

[] Ranking at each section and finish
 -:-:- No data available at this section
 NA No data available

SCN Saddle cloth number
 DNF Did not finish
 DNT Did not track

data processed by TRIPLESDATA



Townsville QLD Professional

Race 4: PIERLITE BENCHMARK 60 Handicap - 1400m

08 June 2024 - 15:42



Track Rating: Soft 5, Weather: Sunny, Rail Position: True

Section				200m				Last 600m	
Field Times				0:12.60 (0:12.60)				0:00.00	
Rank	TAB	Horse/Jockey	Barrier	Top Speed [km/h]	Fastest Section	Margin	Margin		Distance Travelled [m]
11	3	MAJESTICS REQUEST Ashley Butler	9	67.5 1200m	0:10.97 1200m	0:12.72 [12] (0:12.72)	9.44L		0:36.18 -4
12	17	DO WELL LEGEND Denicious Smith	5	Data was not able to be tracked for this horse		---	11.34L		---
13	14	FLAMING TORCH Lacey Morrison	2	68.5 1200m	0:10.70 1200m	0:14.52 [11] (0:14.52)	18.42L		0:38.64 -8
14	16	STORE BEACH Jackson Murphy	4	67.8 1200m	0:10.90 1200m	0:14.95 [13] (0:14.95)	24.25L		0:38.77 -3

Scratched: Joe's Giggle (#5), Obliquity (#15), Indicative (#8)



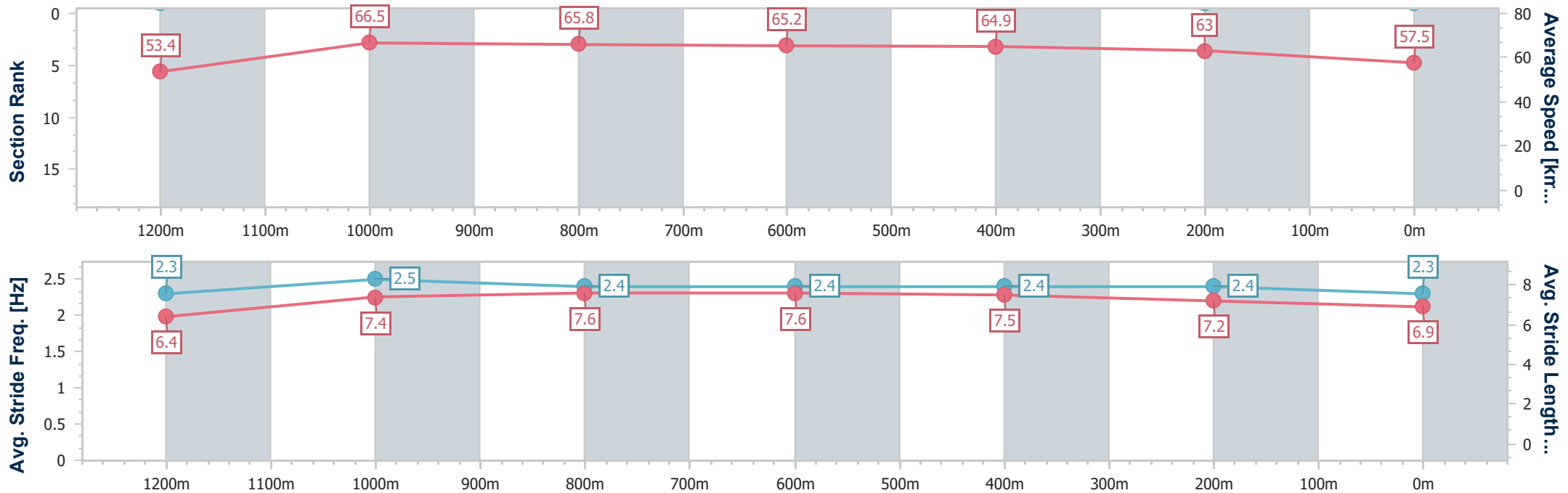
Horse/Jockey Name	Prince Akeem
Final Rank	1
Fastest Section Time (Section)	0:10.84 (1200m)
Top Speed [km/h] (Section)	67.6 (1200m)
Race State	Finished



Townsville QLD Professional
 Race 4: PIERLITE BENCHMARK 60 Handicap - 1400m
 08 June 2024 - 15:42
 Track Rating: Soft 5, Weather: Sunny, Rail Position: True



Section	Overall	1200m	1000m	800m	600m	400m	200m
Section Times	1:21.91 [1] (0:13.49)	1:08.42 [4] (0:10.84)	0:57.58 [5] (0:11.00)	0:46.58 [5] (0:11.14)	0:35.44 [5] (0:11.32)	0:24.12 [4] (0:11.58)	0:12.54 [2] (0:12.54)
Average Speed [km/h]	53.4	66.5	65.8	65.2	64.9	63.0	57.5
Top Speed [km/h]	66.6	67.6	66.6	65.8	65.6	64.2	62.5
Avg. Dist. to Rail [m]	10.4	3.3	1.0	1.8	4.2	6.8	9.2
Avg. Stride Freq. [Hz]	2.3	2.5	2.4	2.4	2.4	2.4	2.3
Avg. Stride Length [m]	6.4	7.4	7.6	7.6	7.5	7.2	6.9



- [] Ranking at each section and finish
- .-.- No data available at this section
- NA No data available



Horse/Jockey Name	Specialtie
Final Rank	2
Fastest Section Time (Section)	0:10.86 (1200m)
Top Speed [km/h] (Section)	67.0 (1200m)
Race State	Finished



Townsville QLD Professional

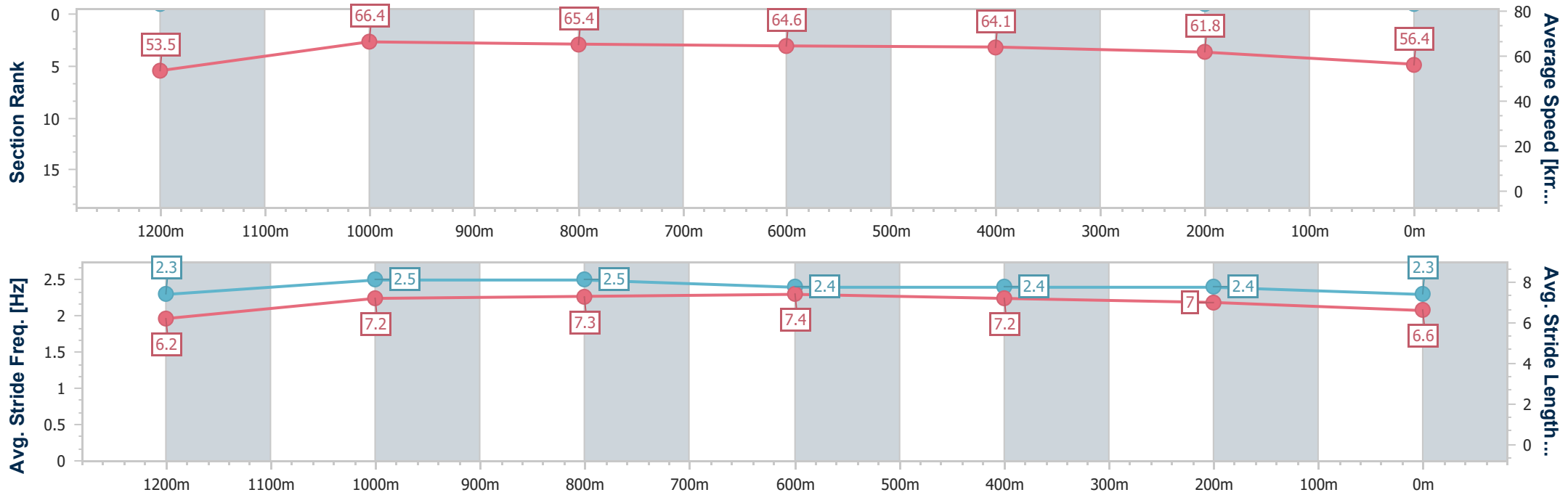
Race 4: PIERLITE BENCHMARK 60 Handicap - 1400m

08 June 2024 - 15:42

Track Rating: Soft 5, Weather: Sunny, Rail Position: True



Section	Overall	1200m	1000m	800m	600m	400m	200m
Section Times	1:22.05 [2] (0:13.43)	1:08.62 [2] (0:10.86)	0:57.76 [4] (0:10.94)	0:46.82 [4] (0:11.08)	0:35.74 [3] (0:11.28)	0:24.46 [2] (0:11.72)	0:12.74 [1] (0:12.74)
Average Speed [km/h]	53.5	66.4	65.4	64.6	64.1	61.8	56.4
Top Speed [km/h]	65.4	67.0	66.5	65.3	65.3	63.6	59.7
Avg. Dist. to Rail [m]	7.9	2.5	0.9	1.1	1.1	4.0	5.3
Avg. Stride Freq. [Hz]	2.3	2.5	2.5	2.4	2.4	2.4	2.3
Avg. Stride Length [m]	6.2	7.2	7.3	7.4	7.2	7.0	6.6



- [] Ranking at each section and finish
- .-.- No data available at this section
- NA No data available



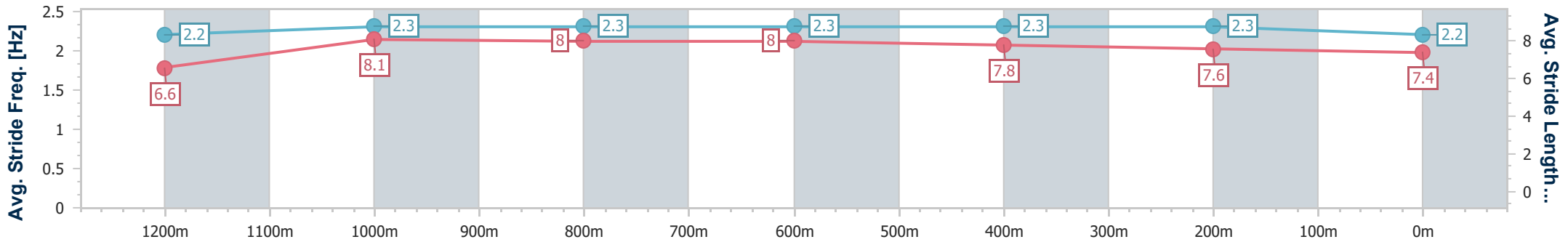
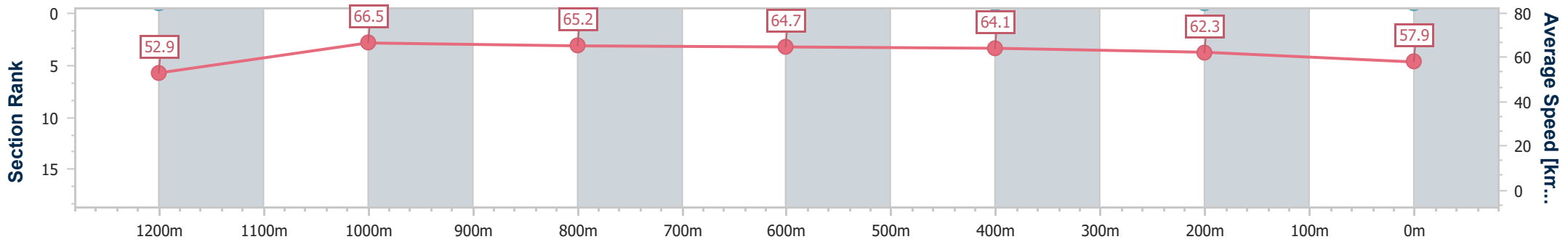
Horse/Jockey Name	Vancouver Bay
Final Rank	3
Fastest Section Time (Section)	0:10.85 (1200m)
Top Speed [km/h] (Section)	67.6 (1200m)
Race State	Finished



Townsville QLD Professional
Race 4: PIERLITE BENCHMARK 60 Handicap - 1400m
08 June 2024 - 15:42
Track Rating: Soft 5, Weather: Sunny, Rail Position: True



Section	Overall	1200m	1000m	800m	600m	400m	200m
Section Times	1:22.17 [3] (0:13.62)	1:08.55 [8] (0:10.85)	0:57.70 [7] (0:11.03)	0:46.67 [6] (0:11.15)	0:35.52 [6] (0:11.38)	0:24.14 [5] (0:11.68)	0:12.46 [5] (0:12.46)
Average Speed [km/h]	52.9	66.5	65.2	64.7	64.1	62.3	57.9
Top Speed [km/h]	65.5	67.6	66.4	65.6	65.1	63.3	60.5
Avg. Dist. to Rail [m]	5.2	2.5	0.4	0.4	2.8	5.5	9.3
Avg. Stride Freq. [Hz]	2.2	2.3	2.3	2.3	2.3	2.3	2.2
Avg. Stride Length [m]	6.6	8.1	8.0	8.0	7.8	7.6	7.4



- [] Ranking at each section and finish
- .-.- No data available at this section
- NA No data available



Horse/Jockey Name	Elleves
Final Rank	4
Fastest Section Time (Section)	0:10.61 (1200m)
Top Speed [km/h] (Section)	69.4 (1200m)
Race State	Finished



Townsville QLD Professional

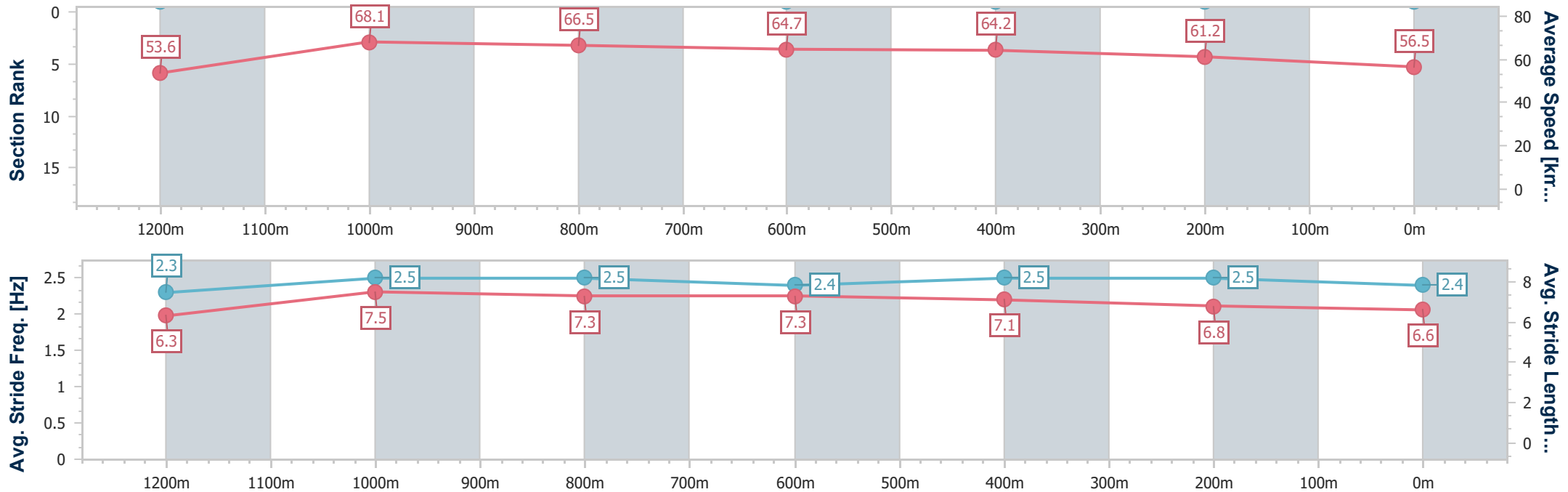
Race 4: PIERLITE BENCHMARK 60 Handicap - 1400m

08 June 2024 - 15:42

Track Rating: Soft 5, Weather: Sunny, Rail Position: True



Section	Overall	1200m	1000m	800m	600m	400m	200m
Section Times	1:22.23 [4] (0:13.45)	1:08.78 [3] (0:10.61)	0:58.17 [2] (0:10.91)	0:47.26 [2] (0:11.24)	0:36.02 [2] (0:11.42)	0:24.60 [3] (0:11.84)	0:12.76 [4] (0:12.76)
Average Speed [km/h]	53.6	68.1	66.5	64.7	64.2	61.2	56.5
Top Speed [km/h]	66.5	69.4	68.8	65.5	65.6	62.7	60.4
Avg. Dist. to Rail [m]	8.9	4.4	1.8	2.2	3.6	4.9	6.4
Avg. Stride Freq. [Hz]	2.3	2.5	2.5	2.4	2.5	2.5	2.4
Avg. Stride Length [m]	6.3	7.5	7.3	7.3	7.1	6.8	6.6



- [] Ranking at each section and finish
- .-.- No data available at this section
- NA No data available



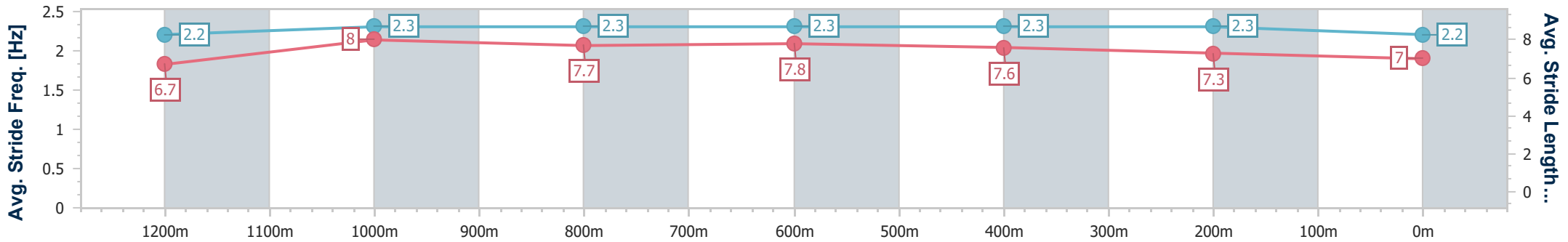
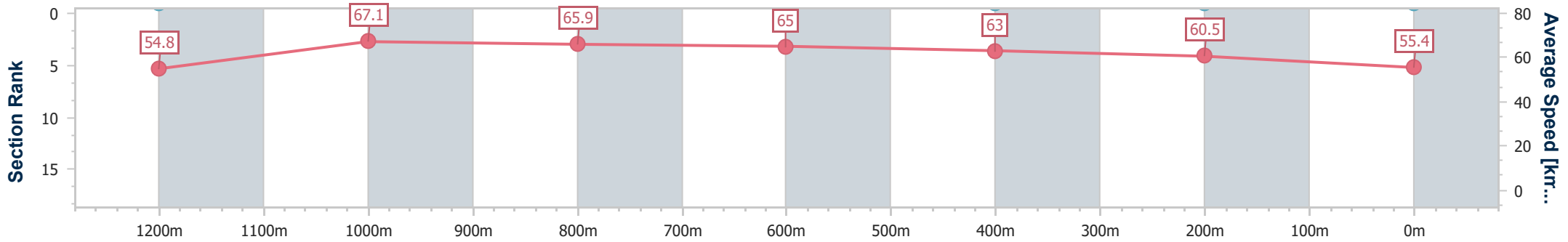
Horse/Jockey Name	Almahero
Final Rank	5
Fastest Section Time (Section)	0:10.74 (1200m)
Top Speed [km/h] (Section)	67.8 (1200m)
Race State	Finished



Townsville QLD Professional
 Race 4: PIERLITE BENCHMARK 60 Handicap - 1400m
 08 June 2024 - 15:42
 Track Rating: Soft 5, Weather: Sunny, Rail Position: True



Section	Overall	1200m	1000m	800m	600m	400m	200m
Section Times	1:22.44 [5] (0:13.18)	1:09.26 [1] (0:10.74)	0:58.52 [1] (0:10.89)	0:47.63 [1] (0:11.09)	0:36.54 [1] (0:11.55)	0:24.99 [1] (0:12.01)	0:12.98 [3] (0:12.98)
Average Speed [km/h]	54.8	67.1	65.9	65.0	63.0	60.5	55.4
Top Speed [km/h]	67.7	67.8	67.3	65.8	65.5	61.8	58.7
Avg. Dist. to Rail [m]	12.0	1.9	0.6	0.6	2.3	4.0	4.9
Avg. Stride Freq. [Hz]	2.2	2.3	2.3	2.3	2.3	2.3	2.2
Avg. Stride Length [m]	6.7	8.0	7.7	7.8	7.6	7.3	7.0



- [] Ranking at each section and finish
- .-.- No data available at this section
- NA No data available



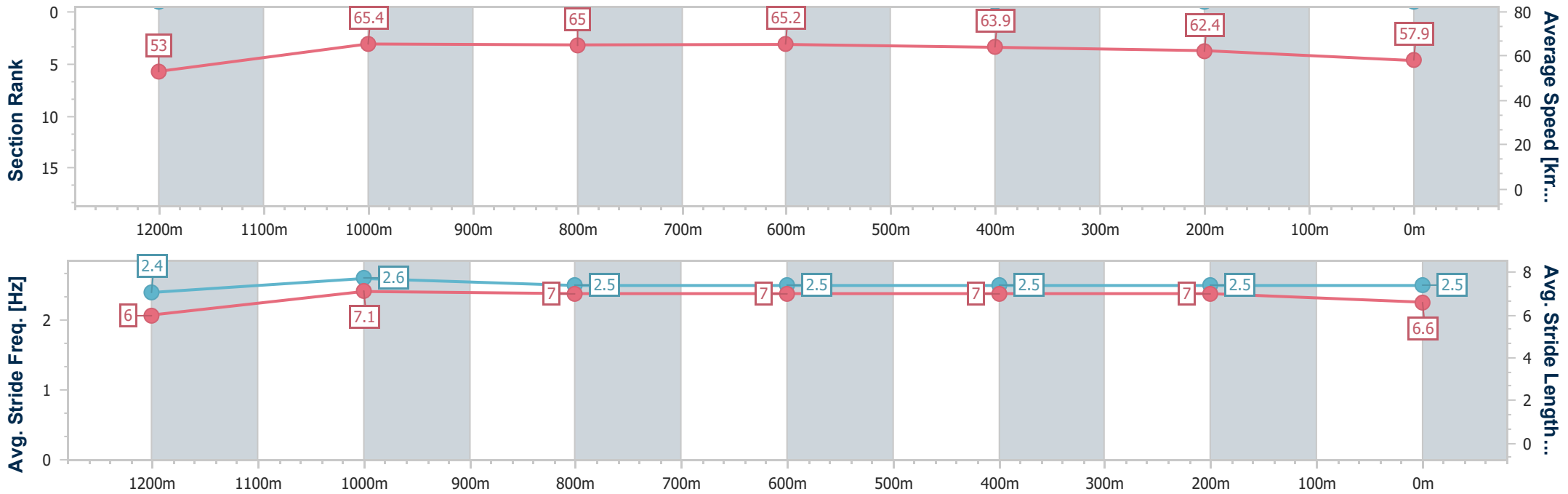
Horse/Jockey Name	Don't Tell Leanne
Final Rank	6
Fastest Section Time (Section)	0:11.03 (1200m)
Top Speed [km/h] (Section)	68.1 (800m)
Race State	Finished



Townsville QLD Professional
 Race 4: PIERLITE BENCHMARK 60 Handicap - 1400m
 08 June 2024 - 15:42
 Track Rating: Soft 5, Weather: Sunny, Rail Position: True



Section	Overall	1200m	1000m	800m	600m	400m	200m
Section Times	1:22.46 [6] (0:13.60)	1:08.86 [7] (0:11.03)	0:57.83 [8] (0:11.09)	0:46.74 [7] (0:11.09)	0:35.65 [7] (0:11.51)	0:24.14 [7] (0:11.71)	0:12.43 [6] (0:12.43)
Average Speed [km/h]	53.0	65.4	65.0	65.2	63.9	62.4	57.9
Top Speed [km/h]	66.9	66.9	66.5	68.1	65.3	64.8	61.4
Avg. Dist. to Rail [m]	12.8	5.4	0.5	1.0	4.2	7.5	8.3
Avg. Stride Freq. [Hz]	2.4	2.6	2.5	2.5	2.5	2.5	2.5
Avg. Stride Length [m]	6.0	7.1	7.0	7.0	7.0	7.0	6.6



- [] Ranking at each section and finish
- .-.- No data available at this section
- NA No data available



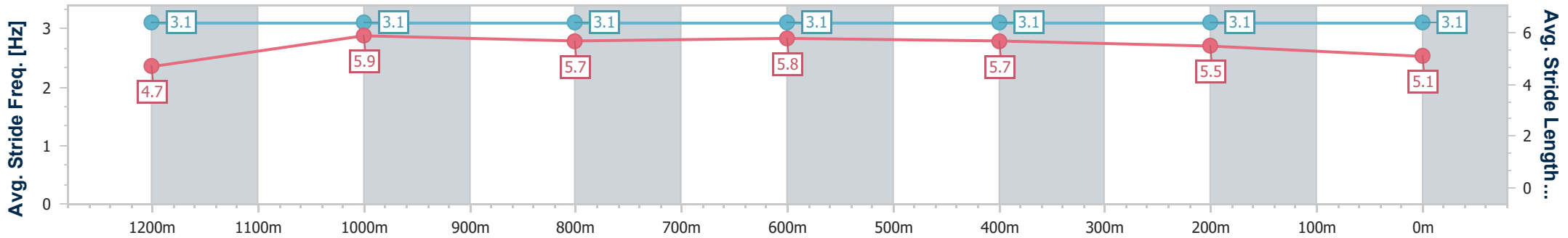
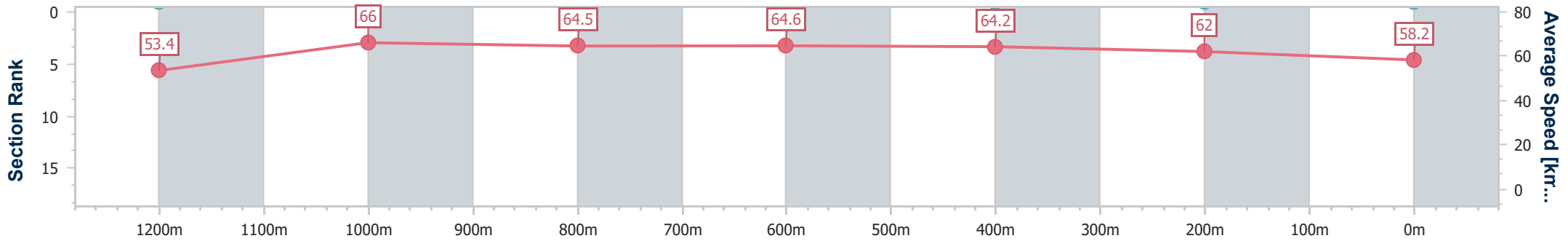
Horse/Jockey Name	Choquant
Final Rank	7
Fastest Section Time (Section)	0:10.94 (1200m)
Top Speed [km/h] (Section)	68.1 (1200m)
Race State	Finished



Townsville QLD Professional
 Race 4: PIERLITE BENCHMARK 60 Handicap - 1400m
 08 June 2024 - 15:42
 Track Rating: Soft 5, Weather: Sunny, Rail Position: True



Section	Overall	1200m	1000m	800m	600m	400m	200m
Section Times	1:22.47 [7] (0:13.53)	1:08.94 [6] (0:10.94)	0:58.00 [6] (0:11.27)	0:46.73 [8] (0:11.23)	0:35.50 [8] (0:11.38)	0:24.12 [8] (0:11.76)	0:12.36 [7] (0:12.36)
Average Speed [km/h]	53.4	66.0	64.5	64.6	64.2	62.0	58.2
Top Speed [km/h]	67.1	68.1	66.1	65.9	65.4	63.9	60.9
Avg. Dist. to Rail [m]	11.9	5.2	2.0	1.4	3.3	7.3	9.1
Avg. Stride Freq. [Hz]	3.1	3.1	3.1	3.1	3.1	3.1	3.1
Avg. Stride Length [m]	4.7	5.9	5.7	5.8	5.7	5.5	5.1



- [] Ranking at each section and finish
- .-.- No data available at this section
- NA No data available



Horse/Jockey Name	Secret Location
Final Rank	8
Fastest Section Time (Section)	0:10.96 (1200m)
Top Speed [km/h] (Section)	67.2 (1200m)
Race State	Finished



Townsville QLD Professional

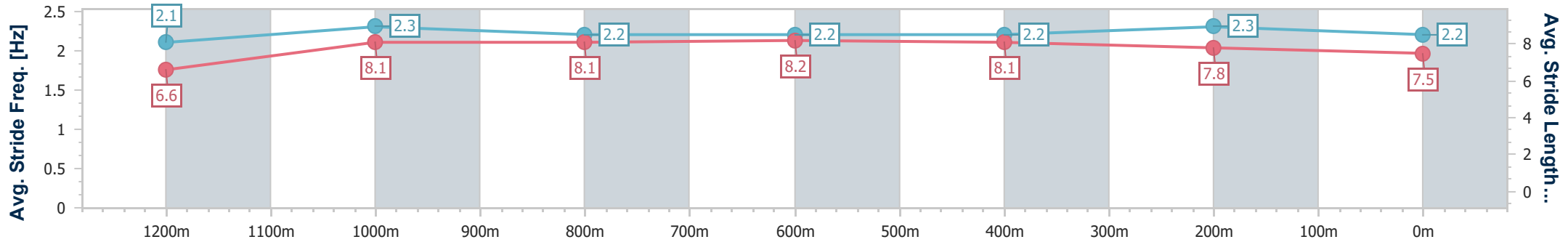
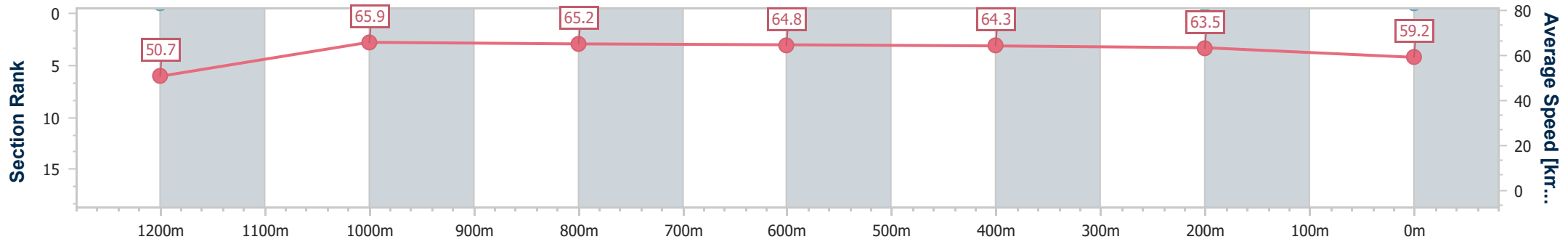
Race 4: PIERLITE BENCHMARK 60 Handicap - 1400m

08 June 2024 - 15:42

Track Rating: Soft 5, Weather: Sunny, Rail Position: True



Section	Overall	1200m	1000m	800m	600m	400m	200m
Section Times	1:22.51 [8] (0:14.20)	1:08.31 [12] (0:10.96)	0:57.35 [12] (0:11.10)	0:46.25 [13] (0:11.16)	0:35.09 [13] (0:11.43)	0:23.66 [11] (0:11.48)	0:12.18 [8] (0:12.18)
Average Speed [km/h]	50.7	65.9	65.2	64.8	64.3	63.5	59.2
Top Speed [km/h]	65.7	67.2	66.1	66.3	65.4	64.0	61.3
Avg. Dist. to Rail [m]	11.1	3.6	1.0	1.2	4.1	7.3	10.8
Avg. Stride Freq. [Hz]	2.1	2.3	2.2	2.2	2.2	2.3	2.2
Avg. Stride Length [m]	6.6	8.1	8.1	8.2	8.1	7.8	7.5



- [] Ranking at each section and finish
- .-.- No data available at this section
- NA No data available



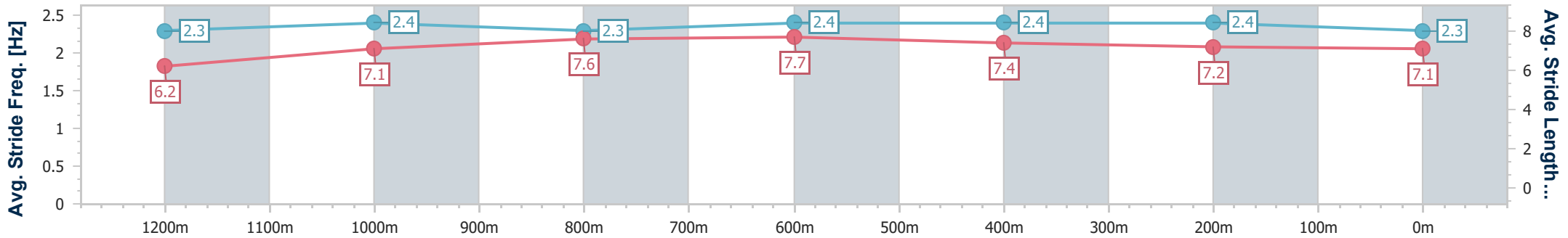
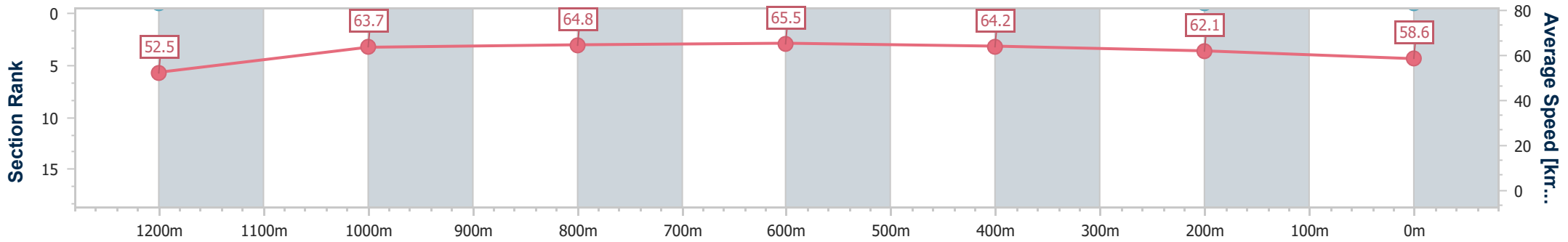
Horse/Jockey Name	Forgiato
Final Rank	9
Fastest Section Time (Section)	0:11.05 (800m)
Top Speed [km/h] (Section)	66.4 (800m)
Race State	Finished



Townsville QLD Professional
 Race 4: PIERLITE BENCHMARK 60 Handicap - 1400m
 08 June 2024 - 15:42
 Track Rating: Soft 5, Weather: Sunny, Rail Position: True



Section	Overall	1200m	1000m	800m	600m	400m	200m
Section Times	1:22.64 [9] (0:13.73)	1:08.91 [9] (0:11.33)	0:57.58 [11] (0:11.16)	0:46.42 [12] (0:11.05)	0:35.37 [11] (0:11.38)	0:23.99 [10] (0:11.70)	0:12.29 [10] (0:12.29)
Average Speed [km/h]	52.5	63.7	64.8	65.5	64.2	62.1	58.6
Top Speed [km/h]	65.9	65.4	65.5	66.4	65.9	63.9	60.6
Avg. Dist. to Rail [m]	14.1	5.8	0.9	1.0	2.9	5.1	9.2
Avg. Stride Freq. [Hz]	2.3	2.4	2.3	2.4	2.4	2.4	2.3
Avg. Stride Length [m]	6.2	7.1	7.6	7.7	7.4	7.2	7.1



- [] Ranking at each section and finish
- .-.- No data available at this section
- NA No data available



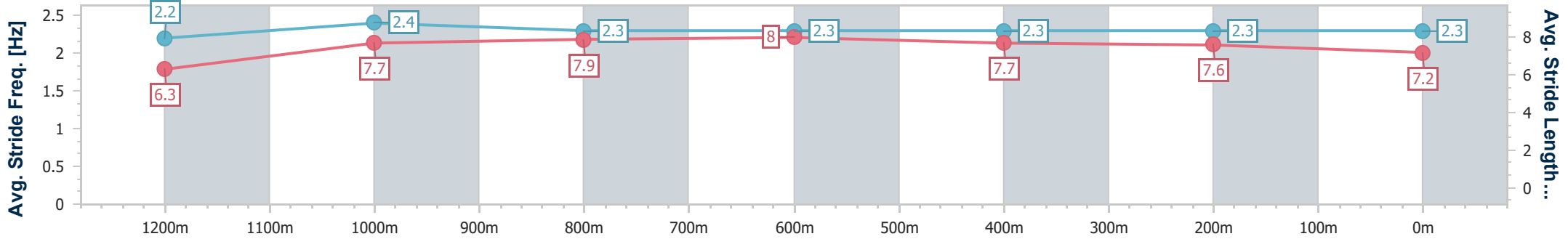
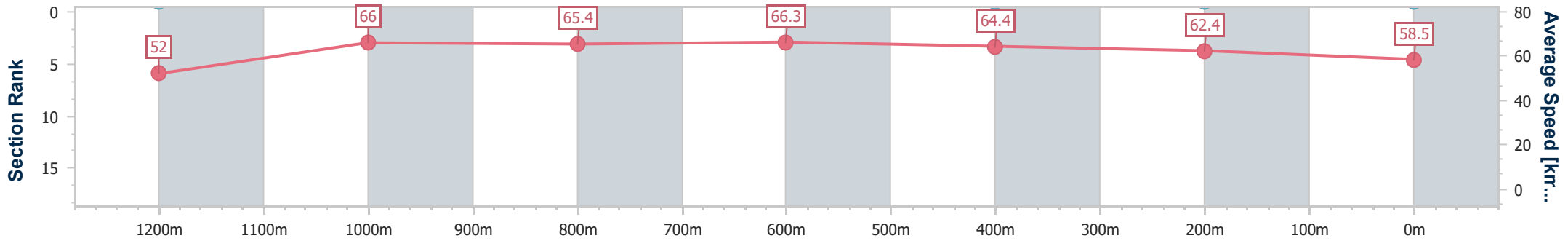
Horse/Jockey Name	Reliable Dude
Final Rank	10
Fastest Section Time (Section)	0:10.92 (1200m)
Top Speed [km/h] (Section)	67.8 (1200m)
Race State	Finished



Townsville QLD Professional
 Race 4: PIERLITE BENCHMARK 60 Handicap - 1400m
 08 June 2024 - 15:42
 Track Rating: Soft 5, Weather: Sunny, Rail Position: True



Section	Overall	1200m	1000m	800m	600m	400m	200m
Section Times	1:22.65 [10] (0:13.89)	1:08.76 [10] (0:10.92)	0:57.84 [9] (0:11.20)	0:46.64 [9] (0:11.08)	0:35.56 [9] (0:11.53)	0:24.03 [9] (0:11.72)	0:12.31 [9] (0:12.31)
Average Speed [km/h]	52.0	66.0	65.4	66.3	64.4	62.4	58.5
Top Speed [km/h]	66.7	67.8	66.0	67.3	66.2	63.7	61.0
Avg. Dist. to Rail [m]	8.2	3.5	3.2	4.0	6.3	6.9	4.8
Avg. Stride Freq. [Hz]	2.2	2.4	2.3	2.3	2.3	2.3	2.3
Avg. Stride Length [m]	6.3	7.7	7.9	8.0	7.7	7.6	7.2



- [] Ranking at each section and finish
- .-.- No data available at this section
- NA No data available



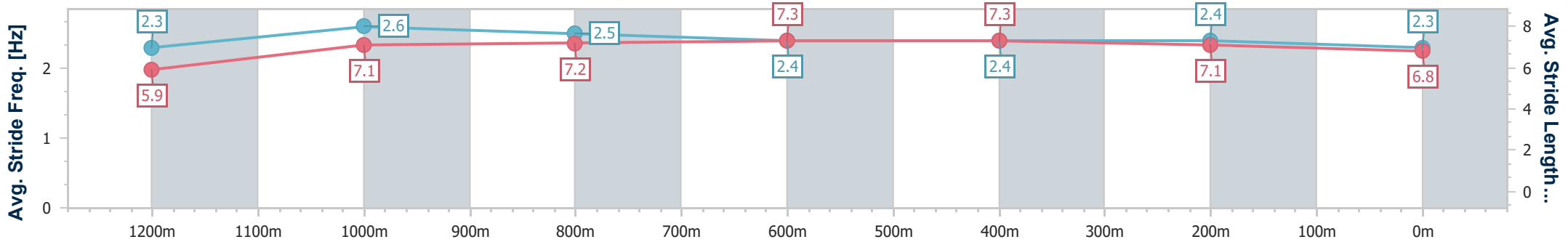
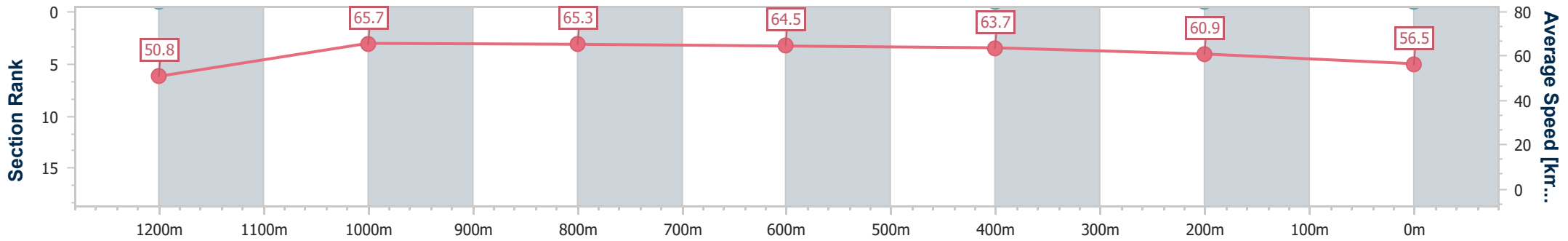
Horse/Jockey Name	Majestics Request
Final Rank	11
Fastest Section Time (Section)	0:10.97 (1200m)
Top Speed [km/h] (Section)	67.5 (1200m)
Race State	Finished



Townsville QLD Professional
 Race 4: PIERLITE BENCHMARK 60 Handicap - 1400m
 08 June 2024 - 15:42
 Track Rating: Soft 5, Weather: Sunny, Rail Position: True



Section	Overall	1200m	1000m	800m	600m	400m	200m
Section Times	1:23.52 [11] (0:14.20)	1:09.32 [13] (0:10.97)	0:58.35 [13] (0:10.99)	0:47.36 [11] (0:11.18)	0:36.18 [12] (0:11.51)	0:24.67 [12] (0:11.95)	0:12.72 [12] (0:12.72)
Average Speed [km/h]	50.8	65.7	65.3	64.5	63.7	60.9	56.5
Top Speed [km/h]	63.9	67.5	66.0	65.8	64.9	63.7	60.4
Avg. Dist. to Rail [m]	9.0	1.2	0.7	0.9	3.7	5.0	5.6
Avg. Stride Freq. [Hz]	2.3	2.6	2.5	2.4	2.4	2.4	2.3
Avg. Stride Length [m]	5.9	7.1	7.2	7.3	7.3	7.1	6.8



- [] Ranking at each section and finish
- .-.- No data available at this section
- NA No data available



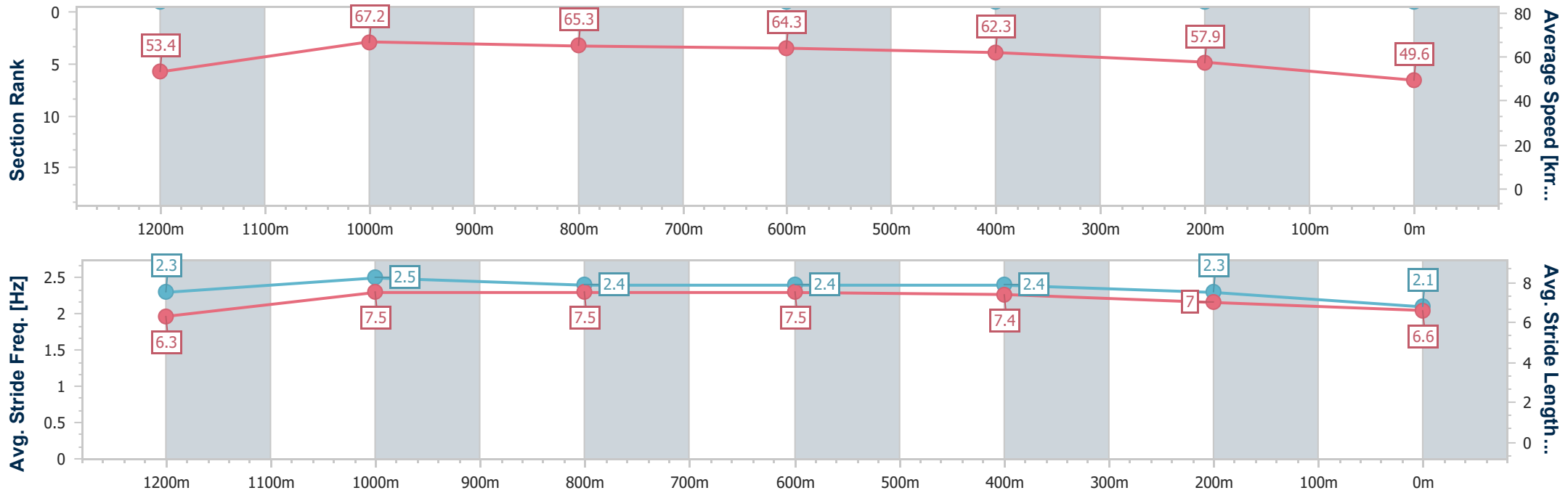
Horse/Jockey Name	Flaming Torch
Final Rank	13
Fastest Section Time (Section)	0:10.70 (1200m)
Top Speed [km/h] (Section)	68.5 (1200m)
Race State	Finished



Townsville QLD Professional
Race 4: PIERLITE BENCHMARK 60 Handicap - 1400m
 08 June 2024 - 15:42
 Track Rating: Soft 5, Weather: Sunny, Rail Position: True



Section	Overall	1200m	1000m	800m	600m	400m	200m
Section Times	1:25.05 [13] (0:13.50)	1:11.55 [5] (0:10.70)	1:00.85 [3] (0:11.02)	0:49.83 [3] (0:11.19)	0:38.64 [4] (0:11.63)	0:27.01 [6] (0:12.49)	0:14.52 [11] (0:14.52)
Average Speed [km/h]	53.4	67.2	65.3	64.3	62.3	57.9	49.6
Top Speed [km/h]	67.8	68.5	66.2	64.9	63.9	60.0	55.8
Avg. Dist. to Rail [m]	3.6	0.9	0.3	0.3	1.1	2.8	3.8
Avg. Stride Freq. [Hz]	2.3	2.5	2.4	2.4	2.4	2.3	2.1
Avg. Stride Length [m]	6.3	7.5	7.5	7.5	7.4	7.0	6.6



- [] Ranking at each section and finish
- .-.- No data available at this section
- NA No data available



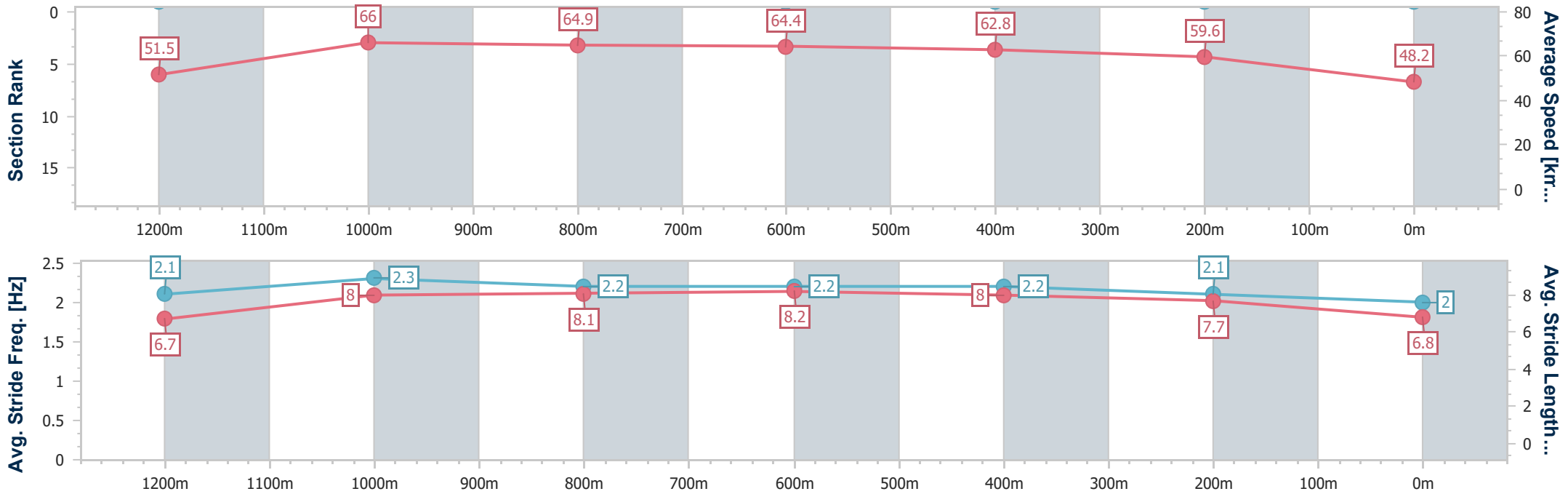
Horse/Jockey Name	Store Beach
Final Rank	14
Fastest Section Time (Section)	0:10.90 (1200m)
Top Speed [km/h] (Section)	67.8 (1200m)
Race State	Finished



Townsville QLD Professional
Race 4: PIERLITE BENCHMARK 60 Handicap - 1400m
08 June 2024 - 15:42
Track Rating: Soft 5, Weather: Sunny, Rail Position: True



Section	Overall	1200m	1000m	800m	600m	400m	200m
Section Times	1:26.04 [14] (0:14.01)	1:12.03 [11] (0:10.90)	1:01.13 [10] (0:11.12)	0:50.01 [10] (0:11.24)	0:38.77 [10] (0:11.64)	0:27.13 [13] (0:12.18)	0:14.95 [13] (0:14.95)
Average Speed [km/h]	51.5	66.0	64.9	64.4	62.8	59.6	48.2
Top Speed [km/h]	65.5	67.8	66.2	65.9	64.5	61.6	56.1
Avg. Dist. to Rail [m]	5.3	1.8	0.7	1.0	3.1	4.8	6.6
Avg. Stride Freq. [Hz]	2.1	2.3	2.2	2.2	2.2	2.1	2.0
Avg. Stride Length [m]	6.7	8.0	8.1	8.2	8.0	7.7	6.8



- [] Ranking at each section and finish
- .-.- No data available at this section
- NA No data available



Horse/Jockey Name	Do Well Legend
Final Rank	12
Fastest Section Time (Section)	-:--:--
Top Speed [km/h] (Section)	--.-
Race State	DidNotTrack



Townsville QLD Professional
 Race 4: PIERLITE BENCHMARK 60 Handicap - 1400m
 08 June 2024 - 15:42
 Track Rating: Soft 5, Weather: Sunny, Rail Position: True



Section	Overall	1200m	1000m	800m	600m	400m	200m						
Section Times	-:--:--	-:--:--	-:--:--	-:--:--	-:--:--	-:--:--	-:--:--						
Average Speed [km/h]	--.-	--.-	--.-	--.-	--.-	--.-	--.-						
Top Speed [km/h]	--.-	--.-	--.-	--.-	--.-	--.-	--.-						
Avg. Dist. to Rail [m]	--	--	--	--	--	--	--						
Avg. Stride Freq. [Hz]	--.-	--.-	--.-	--.-	--.-	--.-	--.-						
Avg. Stride Length [m]	--.-	--.-	--.-	--.-	--.-	--.-	--.-						

- [] Ranking at each section and finish
- :--:-- No data available at this section
- NA No data available



Townsville QLD Professional

Race 5: COMMSCOPE BENCHMARK 55 Handicap - 1200m

08 June 2024 - 16:24



Track Rating: Soft 5, Weather: Sunny, Rail Position: True

Section		Overall											Last 600m	
Field Times		1:09.27											0:35.01	
		(0:13.35)												
		0:55.92												
		(0:10.39)												
		0:45.53												
		(0:10.52)												
		0:35.01												
		(0:11.01)												
		0:24.00												
		(0:11.56)												
		0:12.44												
		(0:12.44)												
Rank	TAB	Horse/Jockey	Barrier	Top Speed [km/h]	Fastest Section	Overall	1000m	800m	600m	400m	200m	Margin	Distance Travelled [m]	
1	11	OBLIQUITY	4	70.0	0:10.49	1:09.27 [1]	0:55.35 [6]	0:44.76 [7]	0:34.27 [6]	0:23.29 [6]	0:11.93 [5]	1:09.27	0:34.27	
		Justin Stanley		800m	800m	(0:13.92)	(0:10.59)	(0:10.49)	(0:10.98)	(0:11.36)	(0:11.93)			
2	4	SKYLIGHT SONG	17	70.9	0:10.39	1:09.32 [2]	0:55.97 [1]	0:45.58 [1]	0:35.06 [1]	0:24.05 [1]	0:12.49 [1]	0.27L	0:35.06 +3	
		Ryan Wiggins		1000m	1000m	(0:13.35)	(0:10.39)	(0:10.52)	(0:11.01)	(0:11.56)	(0:12.49)			
3	9	LADY DAMUS	18	69.5	0:10.57	1:09.33 [3]	0:55.12 [11]	0:44.47 [10]	0:33.90 [10]	0:23.15 [9]	0:11.68 [9]	0.34L	0:33.90 +5	
		Nathan Day		800m	800m	(0:14.21)	(0:10.65)	(0:10.57)	(0:10.75)	(0:11.47)	(0:11.68)			
4	8	DICKIN MEDAL	3	70.3	0:10.44	1:09.36 [4]	0:55.61 [4]	0:45.17 [5]	0:34.69 [4]	0:23.71 [4]	0:12.32 [2]	0.53L	0:34.69 -1	
		Lacey Morrison		1000m	1000m	(0:13.75)	(0:10.44)	(0:10.48)	(0:10.98)	(0:11.39)	(0:12.32)			
5	6	STRATHCONA	12	70.1	0:10.54	1:09.61 [5]	0:55.56 [9]	0:44.90 [9]	0:34.36 [9]	0:23.41 [10]	0:11.96 [10]	1.98L	0:34.36 +6	
		Jason Taylor		800m	800m	(0:14.05)	(0:10.66)	(0:10.54)	(0:10.95)	(0:11.45)	(0:11.96)			
6	5	FIGHT IN THE DOG	19	72.7	0:10.60	1:09.64 [6]	0:55.72 [7]	0:45.12 [8]	0:34.51 [8]	0:23.50 [8]	0:12.11 [8]	2.17L	0:34.51 +11	
		Tasha Chambers		800m	1000m	(0:13.92)	(0:10.60)	(0:10.61)	(0:11.01)	(0:11.39)	(0:12.11)			
7	15	PARA PARK CHANCE	6	70.2	0:10.43	1:09.68 [7]	0:56.22 [2]	0:45.79 [2]	0:35.33 [2]	0:24.29 [2]	0:12.61 [3]	2.39L	0:35.33 -1	
		Jackson Murphy		1000m	1000m	(0:13.46)	(0:10.43)	(0:10.46)	(0:11.04)	(0:11.68)	(0:12.61)			
8	10	MARANZANO	7	69.6	0:10.53	1:09.69 [8]	0:55.74 [8]	0:45.21 [6]	0:34.67 [7]	0:23.70 [7]	0:12.20 [7]	2.46L	0:34.67 +3	
		Tyler Leslight		1000m	1000m	(0:13.95)	(0:10.53)	(0:10.54)	(0:10.97)	(0:11.50)	(0:12.20)			
9	14	LINE OF KINGS	8	70.9	0:10.36	1:09.69 [9]	0:56.10 [3]	0:45.74 [3]	0:35.22 [3]	0:24.12 [3]	0:12.44 [4]	2.48L	0:35.22 +2	
		Frank Edwards		1000m	1000m	(0:13.59)	(0:10.36)	(0:10.52)	(0:11.10)	(0:11.68)	(0:12.44)			
10	2	HIT SNOOZE	11	71.5	0:10.37	1:09.99 [10]	0:56.20 [5]	0:45.83 [4]	0:35.29 [5]	0:24.18 [5]	0:12.58 [6]	4.19L	0:35.29 +4	
		Ashley Butler		1000m	1000m	(0:13.79)	(0:10.37)	(0:10.54)	(0:11.11)	(0:11.60)	(0:12.58)			

Scratched: I Eff Oh (#3), Rugged Roy (#19), Dawn Strike (#17), Vee Eight Power (#18)

[] Ranking at each section and finish
 -:-:- No data available at this section
 NA No data available

SCN Saddle cloth number
 DNF Did not finish
 DNT Did not track



Townsville QLD Professional

Race 5: COMMSCOPE BENCHMARK 55 Handicap - 1200m

08 June 2024 - 16:24



Track Rating: Soft 5, Weather: Sunny, Rail Position: True

Section		Overall	1000m	800m	600m	400m	200m	Last 600m					
Field Times		1:09.27 (0:13.35)	0:55.92 (0:10.39)	0:45.53 (0:10.52)	0:35.01 (0:11.01)	0:24.00 (0:11.56)	0:12.44 (0:12.44)	0:35.01					
Rank	TAB Horse/Jockey	Barrier	Top Speed [km/h]	Fastest Section	Margin							Distance Travelled [m]	
11	12 ANOTHER JACK Scott Sheargold	9	69.3 1000m	0:10.56 800m	1:10.08 [11] (0:14.41)	0:55.67 [12] (0:10.68)	0:44.99 [11] (0:10.56)	0:34.43 [12] (0:10.92)	0:23.51 [12] (0:11.39)	0:12.12 [11] (0:12.12)	4.75L	0:34.43	+0
12	1 EROE Jeffrey Felix	1	66.8 1000m	0:10.99 800m	1:10.75 [12] (0:14.06)	0:56.69 [10] (0:11.04)	0:45.65 [12] (0:10.99)	0:34.66 [14] (0:11.27)	0:23.39 [15] (0:11.49)	0:11.90 [15] (0:11.90)	8.72L	0:34.66	+2
13	13 LISTEN LISTEN Graham Kliese	13	71.4 800m	0:10.31 800m	1:10.91 [13] (0:14.69)	0:56.22 [14] (0:10.51)	0:45.71 [13] (0:10.31)	0:35.40 [11] (0:10.95)	0:24.45 [11] (0:11.64)	0:12.81 [12] (0:12.81)	9.61L	0:35.40	+10
14	7 MCNAIR Carl Spry	10	69.5 600m	0:10.67 800m	1:10.93 [14] (0:14.52)	0:56.41 [13] (0:10.70)	0:45.71 [14] (0:10.67)	0:35.04 [13] (0:10.87)	0:24.17 [13] (0:11.47)	0:12.70 [13] (0:12.70)	9.72L	0:35.04	+9
15	16 MISS WHITE Chelsea Jokic	5	71.1 800m	0:10.44 800m	1:11.00 [15] (0:14.88)	0:56.12 [15] (0:10.85)	0:45.27 [15] (0:10.44)	0:34.83 [15] (0:10.78)	0:24.05 [14] (0:11.49)	0:12.56 [14] (0:12.56)	10.14L	0:34.83	+0

Scratched: I Eff Oh (#3), Rugged Roy (#19), Dawn Strike (#17), Vee Eight Power (#18)

[] Ranking at each section and finish
 -:-:- No data available at this section
 NA No data available

SCN Saddle cloth number
 DNF Did not finish
 DNT Did not track



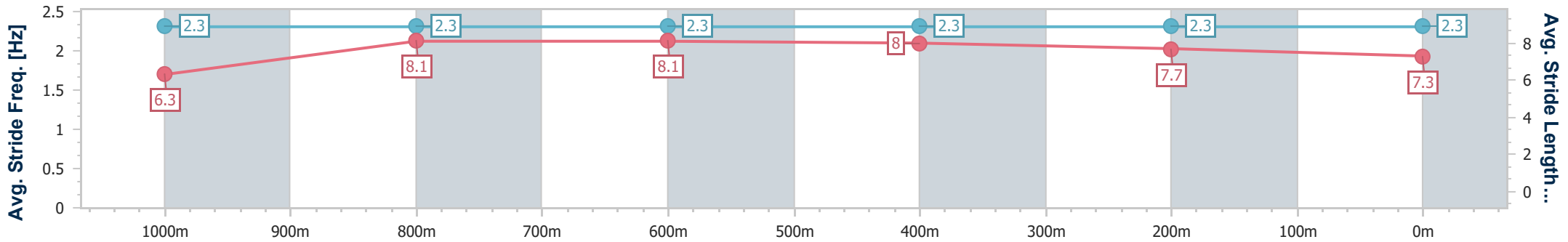
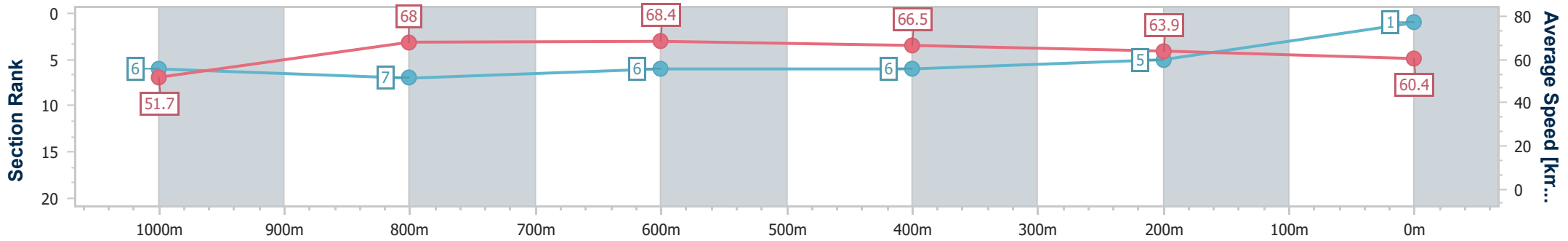
Horse/Jockey Name	Obliquity
Final Rank	1
Fastest Section Time (Section)	0:10.49 (800m)
Top Speed [km/h] (Section)	70.0 (800m)
Race State	Finished



Townsville QLD Professional
 Race 5: COMMSCOPE BENCHMARK 55 Handicap - 1200m
 08 June 2024 - 16:24
 Track Rating: Soft 5, Weather: Sunny, Rail Position: True



Section	Overall	1000m	800m	600m	400m	200m
Section Times	1:09.27 [1] (0:13.92)	0:55.35 [6] (0:10.59)	0:44.76 [7] (0:10.49)	0:34.27 [6] (0:10.98)	0:23.29 [6] (0:11.36)	0:11.93 [5]
Average Speed [km/h]	51.7	68.0	68.4	66.5	63.9	60.4
Top Speed [km/h]	68.2	69.1	70.0	67.7	64.8	62.6
Avg. Dist. to Rail [m]	3.7	0.7	0.6	2.5	5.3	4.7
Avg. Stride Freq. [Hz]	2.3	2.3	2.3	2.3	2.3	2.3
Avg. Stride Length [m]	6.3	8.1	8.1	8.0	7.7	7.3



- [] Ranking at each section and finish
- .-.- No data available at this section
- NA No data available



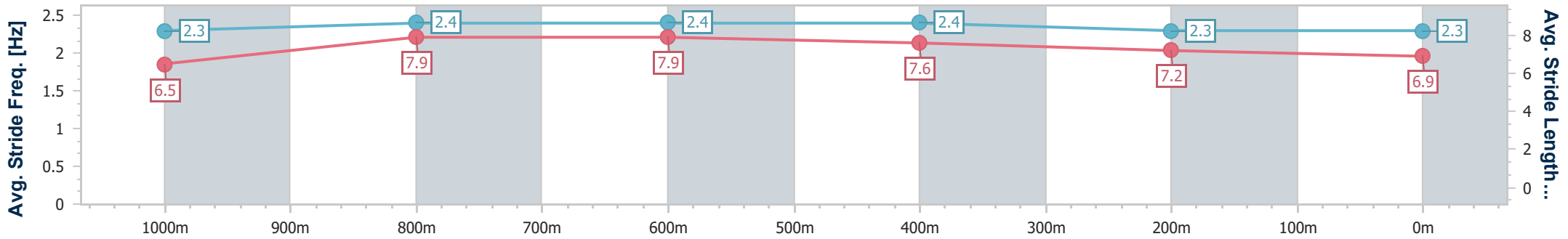
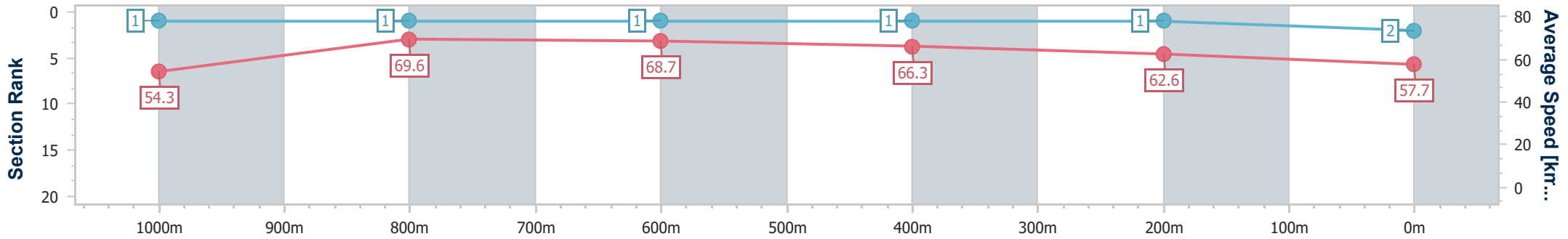
Horse/Jockey Name	Skylight Song
Final Rank	2
Fastest Section Time (Section)	0:10.39 (1000m)
Top Speed [km/h] (Section)	70.9 (1000m)
Race State	Finished



Townsville QLD Professional
 Race 5: COMMSCOPE BENCHMARK 55 Handicap - 1200m
 08 June 2024 - 16:24
 Track Rating: Soft 5, Weather: Sunny, Rail Position: True



Section	Overall	1000m	800m	600m	400m	200m
Section Times	1:09.32 [2] (0:13.35)	0:55.97 [1] (0:10.39)	0:45.58 [1] (0:10.52)	0:35.06 [1] (0:11.01)	0:24.05 [1] (0:11.56)	0:12.49 [1] (0:12.49)
Average Speed [km/h]	54.3	69.6	68.7	66.3	62.6	57.7
Top Speed [km/h]	70.9	70.9	69.9	68.5	64.6	60.6
Avg. Dist. to Rail [m]	11.3	1.0	0.5	2.6	4.2	5.5
Avg. Stride Freq. [Hz]	2.3	2.4	2.4	2.4	2.3	2.3
Avg. Stride Length [m]	6.5	7.9	7.9	7.6	7.2	6.9



- [] Ranking at each section and finish
- .-.- No data available at this section
- NA No data available



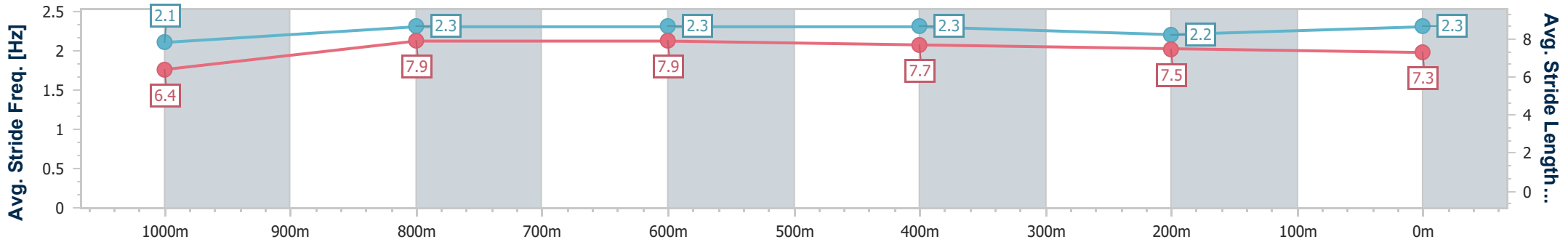
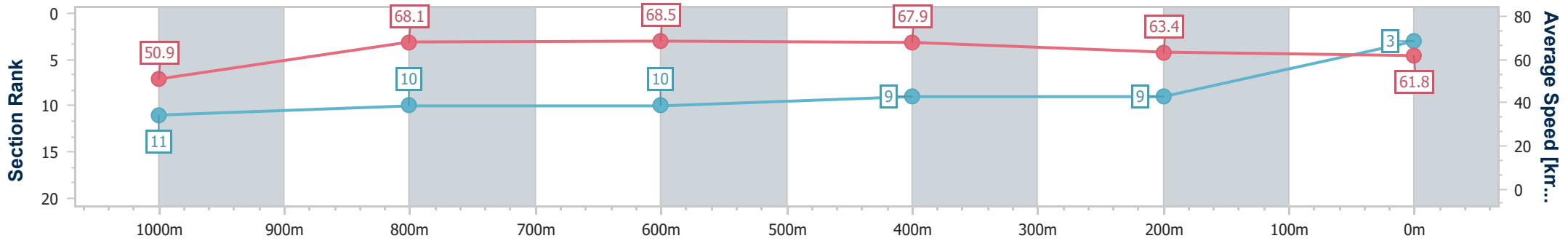
Horse/Jockey Name	Lady Damus
Final Rank	3
Fastest Section Time (Section)	0:10.57 (800m)
Top Speed [km/h] (Section)	69.5 (800m)
Race State	Finished



Townsville QLD Professional
 Race 5: COMMSCOPE BENCHMARK 55 Handicap - 1200m
 08 June 2024 - 16:24
 Track Rating: Soft 5, Weather: Sunny, Rail Position: True



Section	Overall	1000m	800m	600m	400m	200m
Section Times	1:09.33 [3] (0:14.21)	0:55.12 [11] (0:10.65)	0:44.47 [10] (0:10.57)	0:33.90 [10] (0:10.75)	0:23.15 [9] (0:11.47)	0:11.68 [9]
Average Speed [km/h]	50.9	68.1	68.5	67.9	63.4	61.8
Top Speed [km/h]	66.8	68.7	69.5	68.9	65.8	63.1
Avg. Dist. to Rail [m]	11.2	1.6	1.2	2.8	7.9	12.9
Avg. Stride Freq. [Hz]	2.1	2.3	2.3	2.3	2.2	2.3
Avg. Stride Length [m]	6.4	7.9	7.9	7.7	7.5	7.3



- [] Ranking at each section and finish
- .-.- No data available at this section
- NA No data available



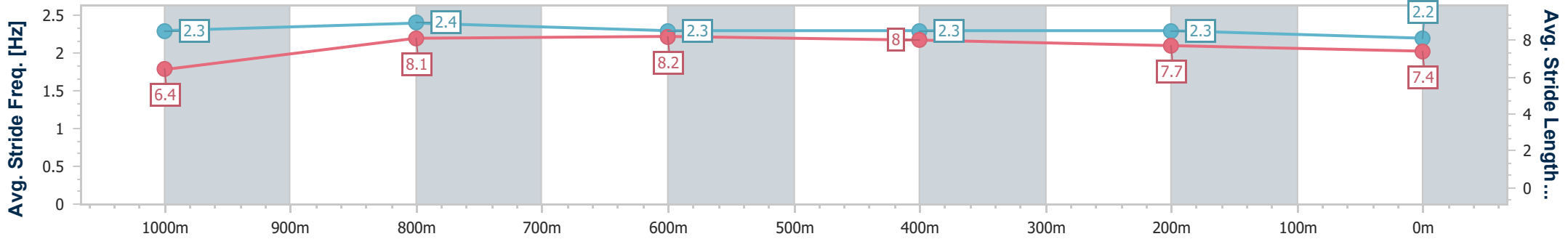
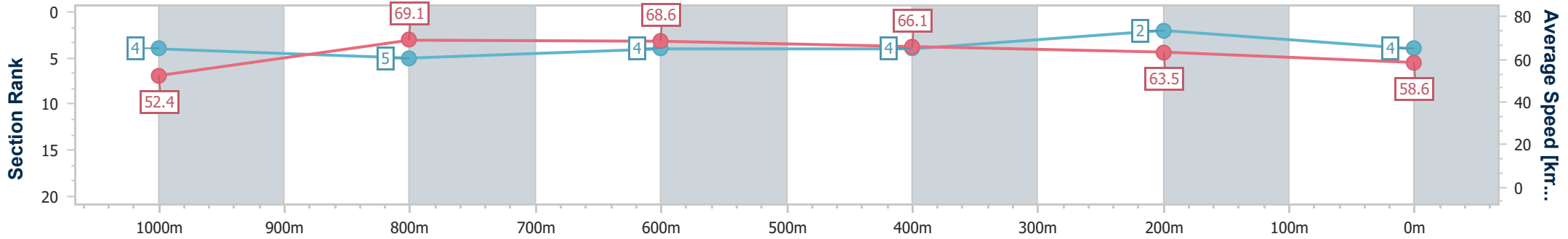
Horse/Jockey Name	Dickin Medal
Final Rank	4
Fastest Section Time (Section)	0:10.44 (1000m)
Top Speed [km/h] (Section)	70.3 (1000m)
Race State	Finished



Townsville QLD Professional
 Race 5: COMMSCOPE BENCHMARK 55 Handicap - 1200m
 08 June 2024 - 16:24
 Track Rating: Soft 5, Weather: Sunny, Rail Position: True



Section	Overall	1000m	800m	600m	400m	200m
Section Times	1:09.36 [4] (0:13.75)	0:55.61 [4] (0:10.44)	0:45.17 [5] (0:10.48)	0:34.69 [4] (0:10.98)	0:23.71 [4] (0:11.39)	0:12.32 [2]
Average Speed [km/h]	52.4	69.1	68.6	66.1	63.5	58.6
Top Speed [km/h]	67.5	70.3	70.3	67.9	64.7	62.1
Avg. Dist. to Rail [m]	4.3	0.4	0.3	1.7	3.9	6.4
Avg. Stride Freq. [Hz]	2.3	2.4	2.3	2.3	2.3	2.2
Avg. Stride Length [m]	6.4	8.1	8.2	8.0	7.7	7.4



- [] Ranking at each section and finish
- .-.- No data available at this section
- NA No data available



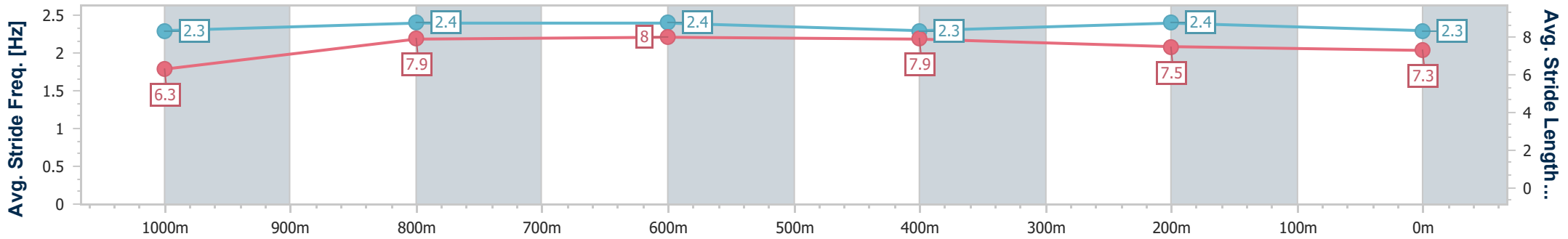
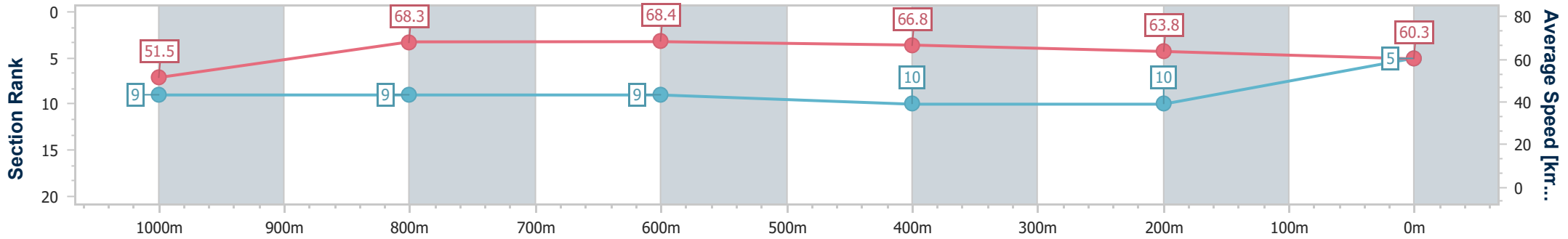
Horse/Jockey Name	Strathcona
Final Rank	5
Fastest Section Time (Section)	0:10.54 (800m)
Top Speed [km/h] (Section)	70.1 (800m)
Race State	Finished



Townsville QLD Professional
 Race 5: COMMSCOPE BENCHMARK 55 Handicap - 1200m
 08 June 2024 - 16:24
 Track Rating: Soft 5, Weather: Sunny, Rail Position: True



Section	Overall	1000m	800m	600m	400m	200m
Section Times	1:09.61 [5] (0:14.05)	0:55.56 [9] (0:10.66)	0:44.90 [9] (0:10.54)	0:34.36 [9] (0:10.95)	0:23.41 [10] (0:11.45)	0:11.96 [10] (0:11.96)
Average Speed [km/h]	51.5	68.3	68.4	66.8	63.8	60.3
Top Speed [km/h]	67.5	69.6	70.1	68.6	64.8	62.9
Avg. Dist. to Rail [m]	10.7	2.0	0.6	3.3	8.4	12.9
Avg. Stride Freq. [Hz]	2.3	2.4	2.4	2.3	2.4	2.3
Avg. Stride Length [m]	6.3	7.9	8.0	7.9	7.5	7.3



- [] Ranking at each section and finish
- .-.- No data available at this section
- NA No data available



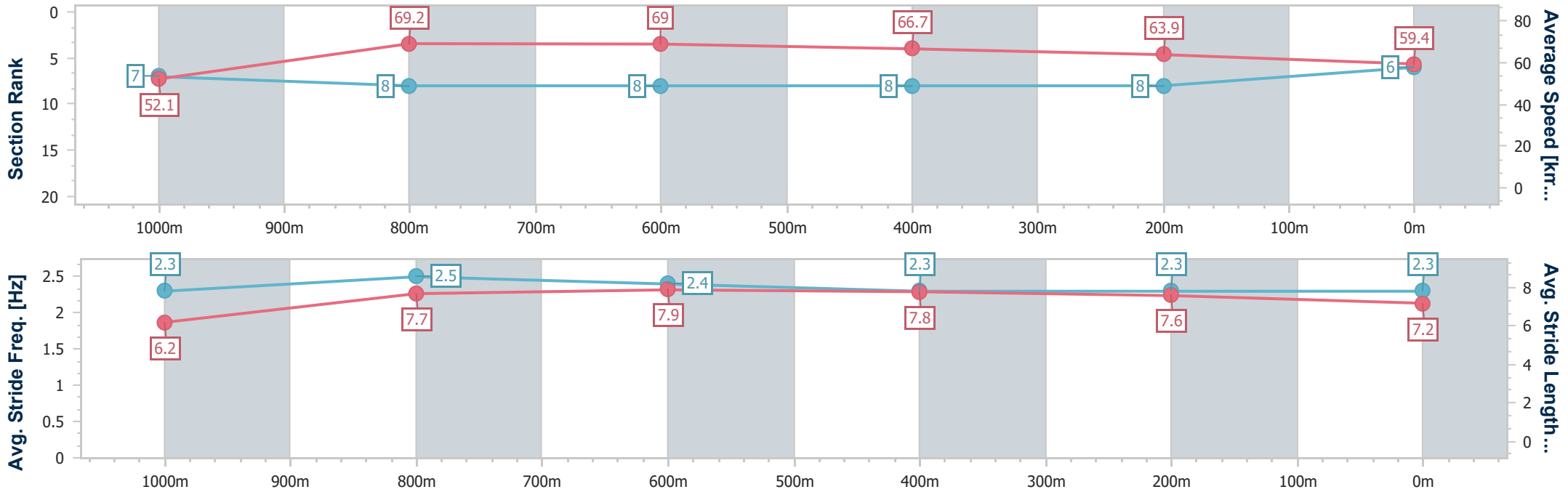
Horse/Jockey Name	Fight In The Dog
Final Rank	6
Fastest Section Time (Section)	0:10.60 (1000m)
Top Speed [km/h] (Section)	72.7 (800m)
Race State	Finished



Townsville QLD Professional
 Race 5: COMMSCOPE BENCHMARK 55 Handicap - 1200m
 08 June 2024 - 16:24
 Track Rating: Soft 5, Weather: Sunny, Rail Position: True



Section	Overall	1000m	800m	600m	400m	200m
Section Times	1:09.64 [6] (0:13.92)	0:55.72 [7] (0:10.60)	0:45.12 [8] (0:10.61)	0:34.51 [8] (0:11.01)	0:23.50 [8] (0:11.39)	0:12.11 [8]
Average Speed [km/h]	52.1	69.2	69.0	66.7	63.9	59.4
Top Speed [km/h]	67.5	71.0	72.7	68.1	65.1	62.6
Avg. Dist. to Rail [m]	13.6	3.7	3.2	4.4	6.2	10.6
Avg. Stride Freq. [Hz]	2.3	2.5	2.4	2.3	2.3	2.3
Avg. Stride Length [m]	6.2	7.7	7.9	7.8	7.6	7.2



- [] Ranking at each section and finish
- .-.- No data available at this section
- NA No data available



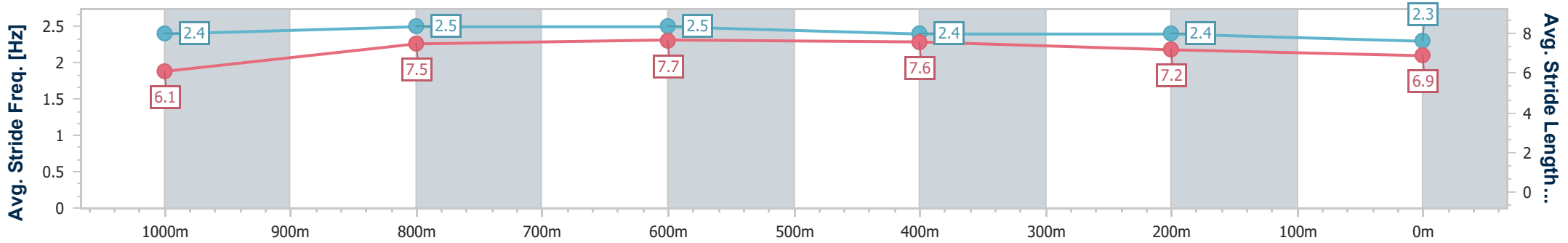
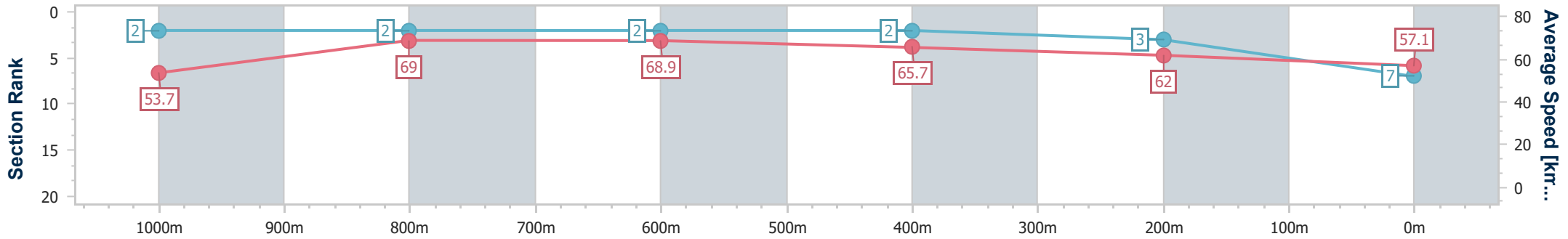
Horse/Jockey Name	Para Park Chance
Final Rank	7
Fastest Section Time (Section)	0:10.43 (1000m)
Top Speed [km/h] (Section)	70.2 (1000m)
Race State	Finished



Townsville QLD Professional
 Race 5: COMMSCOPE BENCHMARK 55 Handicap - 1200m
 08 June 2024 - 16:24
 Track Rating: Soft 5, Weather: Sunny, Rail Position: True



Section	Overall	1000m	800m	600m	400m	200m
Section Times	1:09.68 [7] (0:13.46)	0:56.22 [2] (0:10.43)	0:45.79 [2] (0:10.46)	0:35.33 [2] (0:11.04)	0:24.29 [2] (0:11.68)	0:12.61 [3] (0:12.61)
Average Speed [km/h]	53.7	69.0	68.9	65.7	62.0	57.1
Top Speed [km/h]	69.1	70.2	69.1	67.8	63.3	59.9
Avg. Dist. to Rail [m]	6.2	0.3	0.2	1.6	3.3	6.7
Avg. Stride Freq. [Hz]	2.4	2.5	2.5	2.4	2.4	2.3
Avg. Stride Length [m]	6.1	7.5	7.7	7.6	7.2	6.9



- [] Ranking at each section and finish
- .-.- No data available at this section
- NA No data available



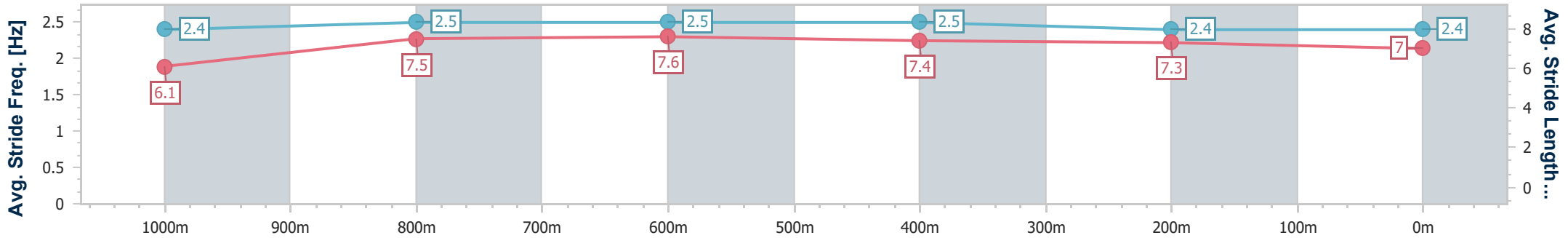
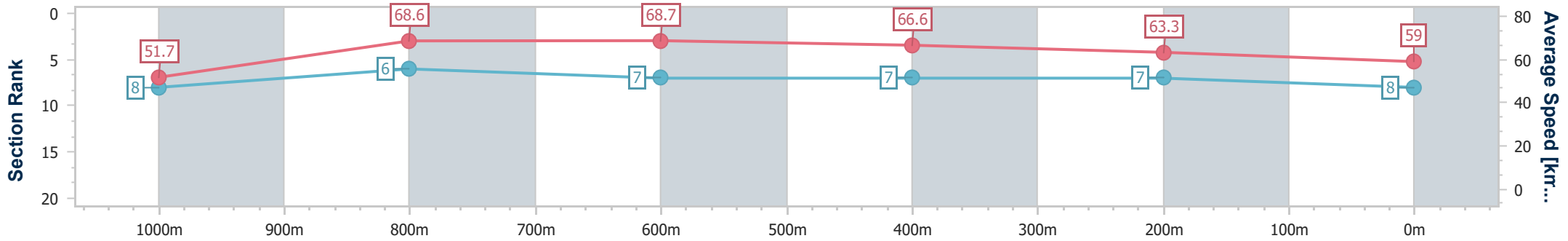
Horse/Jockey Name	Maranzano
Final Rank	8
Fastest Section Time (Section)	0:10.53 (1000m)
Top Speed [km/h] (Section)	69.6 (1000m)
Race State	Finished



Townsville QLD Professional
 Race 5: COMMSCOPE BENCHMARK 55 Handicap - 1200m
 08 June 2024 - 16:24
 Track Rating: Soft 5, Weather: Sunny, Rail Position: True



Section	Overall	1000m	800m	600m	400m	200m
Section Times	1:09.69 [8] (0:13.95)	0:55.74 [8] (0:10.53)	0:45.21 [6] (0:10.54)	0:34.67 [7] (0:10.97)	0:23.70 [7] (0:11.50)	0:12.20 [7] (0:12.20)
Average Speed [km/h]	51.7	68.6	68.7	66.6	63.3	59.0
Top Speed [km/h]	67.9	69.6	69.5	67.8	64.6	63.1
Avg. Dist. to Rail [m]	6.7	0.9	0.9	3.1	6.6	10.6
Avg. Stride Freq. [Hz]	2.4	2.5	2.5	2.5	2.4	2.4
Avg. Stride Length [m]	6.1	7.5	7.6	7.4	7.3	7.0



- [] Ranking at each section and finish
- .-.- No data available at this section
- NA No data available



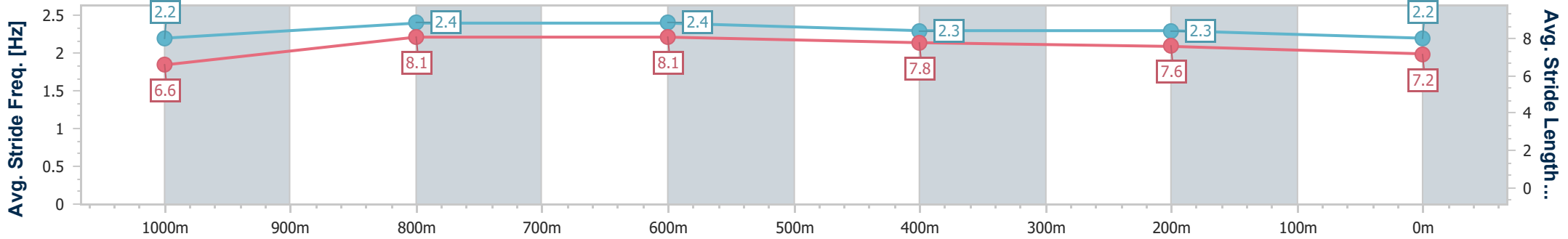
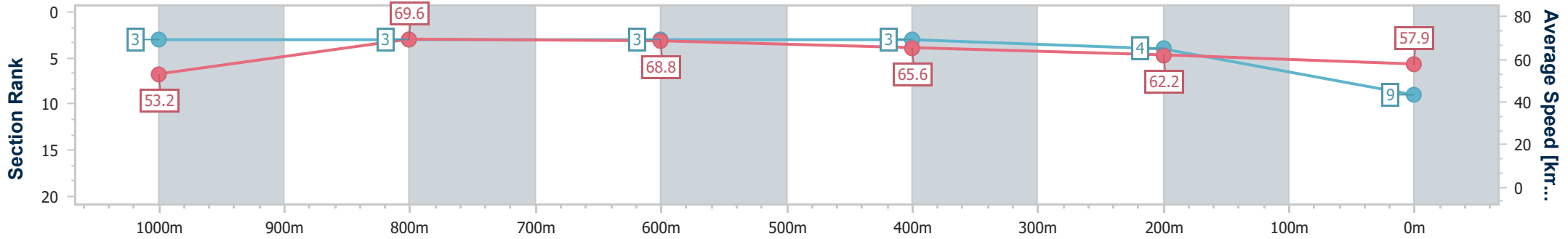
Horse/Jockey Name	Line Of Kings
Final Rank	9
Fastest Section Time (Section)	0:10.36 (1000m)
Top Speed [km/h] (Section)	70.9 (1000m)
Race State	Finished



Townsville QLD Professional
 Race 5: COMMSCOPE BENCHMARK 55 Handicap - 1200m
 08 June 2024 - 16:24
 Track Rating: Soft 5, Weather: Sunny, Rail Position: True



Section	Overall	1000m	800m	600m	400m	200m
Section Times	1:09.69 [9] (0:13.59)	0:56.10 [3] (0:10.36)	0:45.74 [3] (0:10.52)	0:35.22 [3] (0:11.10)	0:24.12 [3] (0:11.68)	0:12.44 [4] (0:12.44)
Average Speed [km/h]	53.2	69.6	68.8	65.6	62.2	57.9
Top Speed [km/h]	70.8	70.9	70.2	67.8	63.9	60.8
Avg. Dist. to Rail [m]	7.2	0.4	0.9	2.5	5.6	8.7
Avg. Stride Freq. [Hz]	2.2	2.4	2.4	2.3	2.3	2.2
Avg. Stride Length [m]	6.6	8.1	8.1	7.8	7.6	7.2



- [] Ranking at each section and finish
- .-.- No data available at this section
- NA No data available



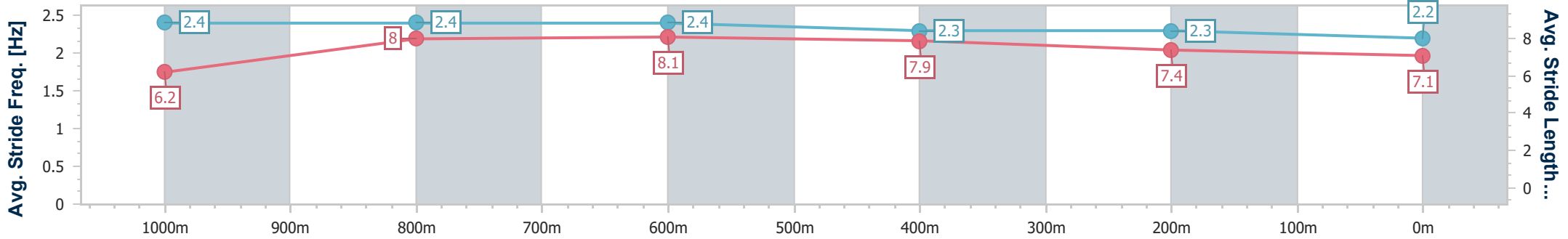
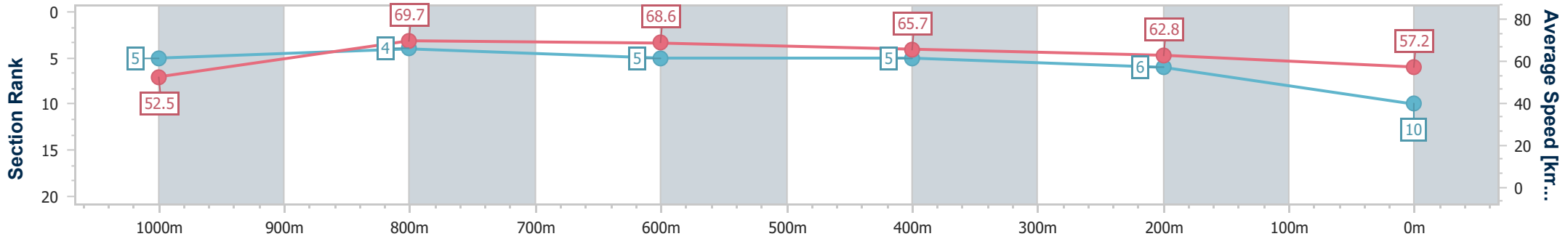
Horse/Jockey Name	Hit Snooze
Final Rank	10
Fastest Section Time (Section)	0:10.37 (1000m)
Top Speed [km/h] (Section)	71.5 (1000m)
Race State	Finished



Townsville QLD Professional
 Race 5: COMMSCOPE BENCHMARK 55 Handicap - 1200m
 08 June 2024 - 16:24
 Track Rating: Soft 5, Weather: Sunny, Rail Position: True



Section	Overall	1000m	800m	600m	400m	200m
Section Times	1:09.99 [10] (0:13.79)	0:56.20 [5] (0:10.37)	0:45.83 [4] (0:10.54)	0:35.29 [5] (0:11.11)	0:24.18 [5] (0:11.60)	0:12.58 [6] (0:12.58)
Average Speed [km/h]	52.5	69.7	68.6	65.7	62.8	57.2
Top Speed [km/h]	68.5	71.5	69.5	67.9	63.9	61.1
Avg. Dist. to Rail [m]	8.7	0.9	0.9	2.8	6.4	9.7
Avg. Stride Freq. [Hz]	2.4	2.4	2.4	2.3	2.3	2.2
Avg. Stride Length [m]	6.2	8.0	8.1	7.9	7.4	7.1



- [] Ranking at each section and finish
- .-.- No data available at this section
- NA No data available



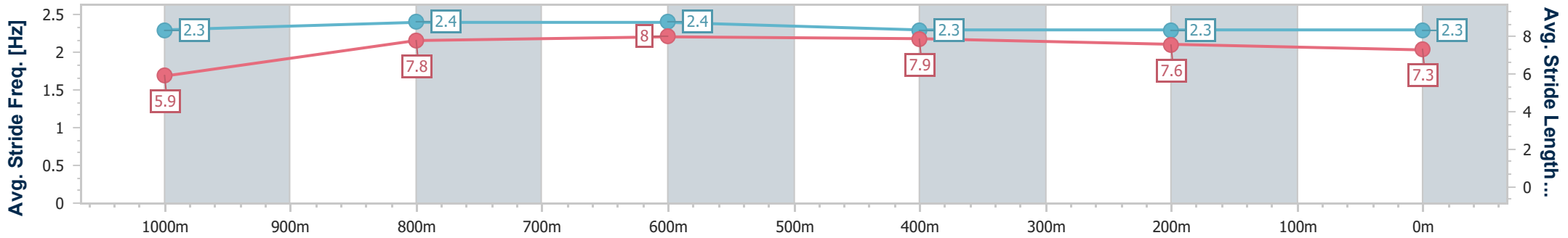
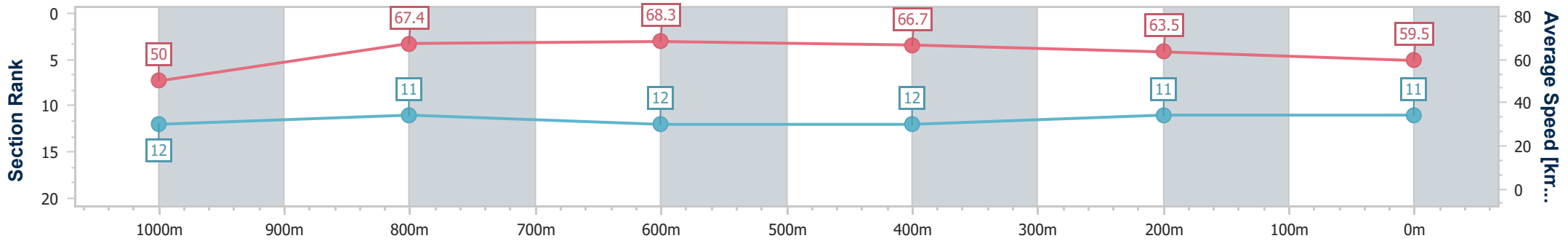
Horse/Jockey Name	Another Jack
Final Rank	11
Fastest Section Time (Section)	0:10.56 (800m)
Top Speed [km/h] (Section)	69.3 (1000m)
Race State	Finished



Townsville QLD Professional
 Race 5: COMMSCOPE BENCHMARK 55 Handicap - 1200m
 08 June 2024 - 16:24
 Track Rating: Soft 5, Weather: Sunny, Rail Position: True



Section	Overall	1000m	800m	600m	400m	200m
Section Times	1:10.08 [11] (0:14.41)	0:55.67 [12] (0:10.68)	0:44.99 [11] (0:10.56)	0:34.43 [12] (0:10.92)	0:23.51 [12] (0:11.39)	0:12.12 [11] (0:12.12)
Average Speed [km/h]	50.0	67.4	68.3	66.7	63.5	59.5
Top Speed [km/h]	66.8	69.3	69.2	68.5	64.8	62.9
Avg. Dist. to Rail [m]	5.7	0.3	0.4	2.3	3.9	5.0
Avg. Stride Freq. [Hz]	2.3	2.4	2.4	2.3	2.3	2.3
Avg. Stride Length [m]	5.9	7.8	8.0	7.9	7.6	7.3



- [] Ranking at each section and finish
- .-.- No data available at this section
- NA No data available



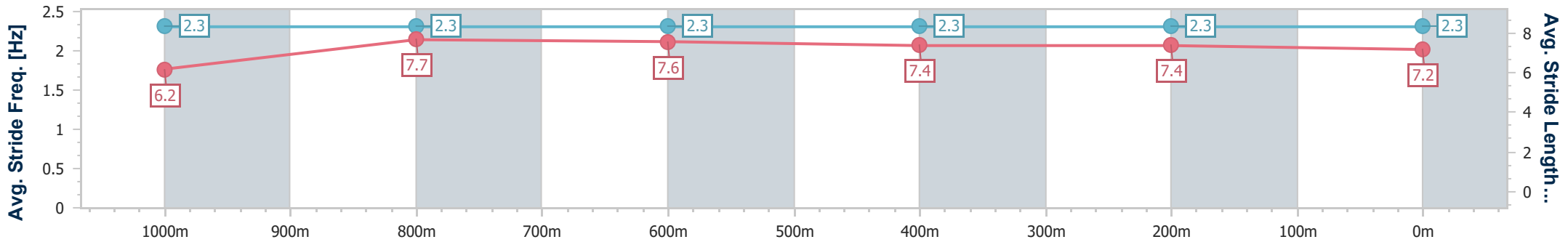
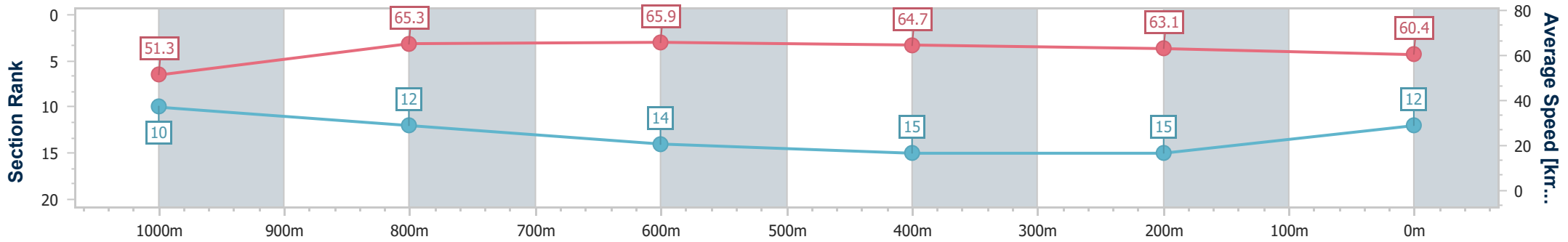
Horse/Jockey Name	Eroe
Final Rank	12
Fastest Section Time (Section)	0:10.99 (800m)
Top Speed [km/h] (Section)	66.8 (1000m)
Race State	Finished



Townsville QLD Professional
 Race 5: COMMSCOPE BENCHMARK 55 Handicap - 1200m
 08 June 2024 - 16:24
 Track Rating: Soft 5, Weather: Sunny, Rail Position: True



Section	Overall	1000m	800m	600m	400m	200m
Section Times	1:10.75 [12] (0:14.06)	0:56.69 [10] (0:11.04)	0:45.65 [12] (0:10.99)	0:34.66 [14] (0:11.27)	0:23.39 [15] (0:11.49)	0:11.90 [15] (0:11.90)
Average Speed [km/h]	51.3	65.3	65.9	64.7	63.1	60.4
Top Speed [km/h]	63.0	66.8	66.7	65.8	64.1	64.1
Avg. Dist. to Rail [m]	2.5	0.7	1.0	2.4	3.9	6.5
Avg. Stride Freq. [Hz]	2.3	2.3	2.3	2.3	2.3	2.3
Avg. Stride Length [m]	6.2	7.7	7.6	7.4	7.4	7.2



- [] Ranking at each section and finish
- .-.- No data available at this section
- NA No data available



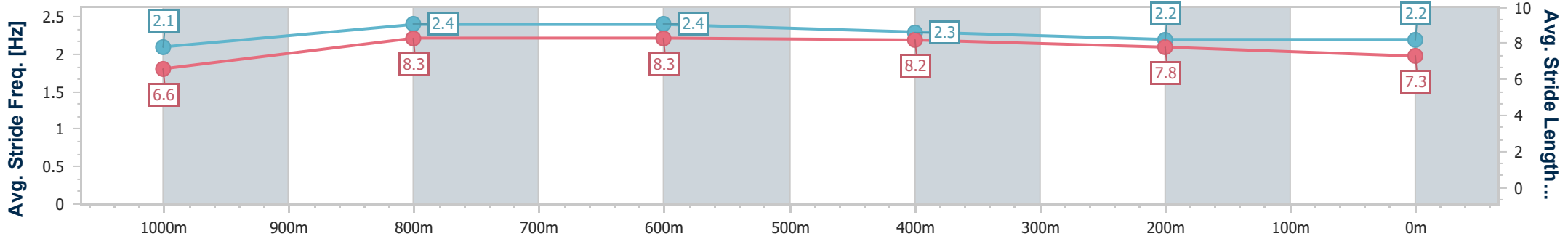
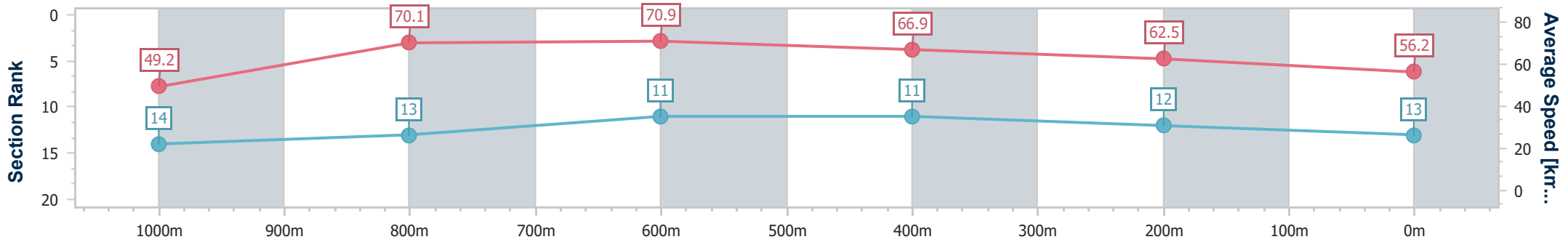
Horse/Jockey Name	Listen Listen
Final Rank	13
Fastest Section Time (Section)	0:10.31 (800m)
Top Speed [km/h] (Section)	71.4 (800m)
Race State	Finished



Townsville QLD Professional
 Race 5: COMMSCOPE BENCHMARK 55 Handicap - 1200m
 08 June 2024 - 16:24
 Track Rating: Soft 5, Weather: Sunny, Rail Position: True



Section	Overall	1000m	800m	600m	400m	200m
Section Times	1:10.91 [13] (0:14.69)	0:56.22 [14] (0:10.51)	0:45.71 [13] (0:10.31)	0:35.40 [11] (0:10.95)	0:24.45 [11] (0:11.64)	0:12.81 [12] (0:12.81)
Average Speed [km/h]	49.2	70.1	70.9	66.9	62.5	56.2
Top Speed [km/h]	67.9	71.2	71.4	69.0	63.6	60.4
Avg. Dist. to Rail [m]	11.0	4.4	3.2	3.7	6.6	8.2
Avg. Stride Freq. [Hz]	2.1	2.4	2.4	2.3	2.2	2.2
Avg. Stride Length [m]	6.6	8.3	8.3	8.2	7.8	7.3



- [] Ranking at each section and finish
- .-.- No data available at this section
- NA No data available



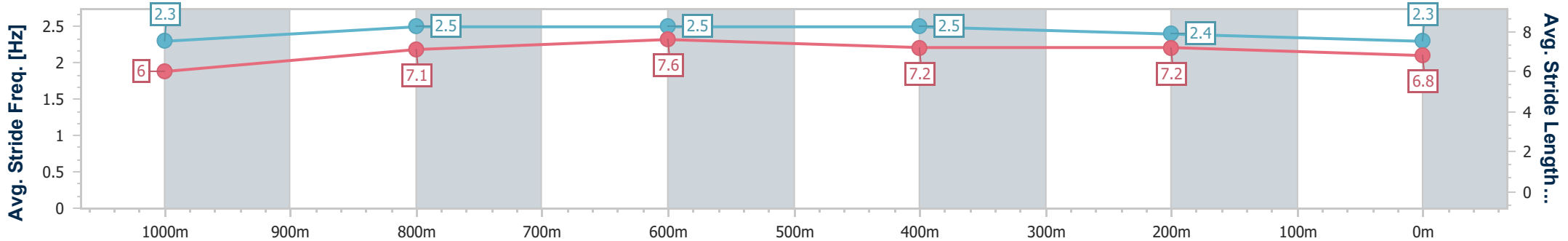
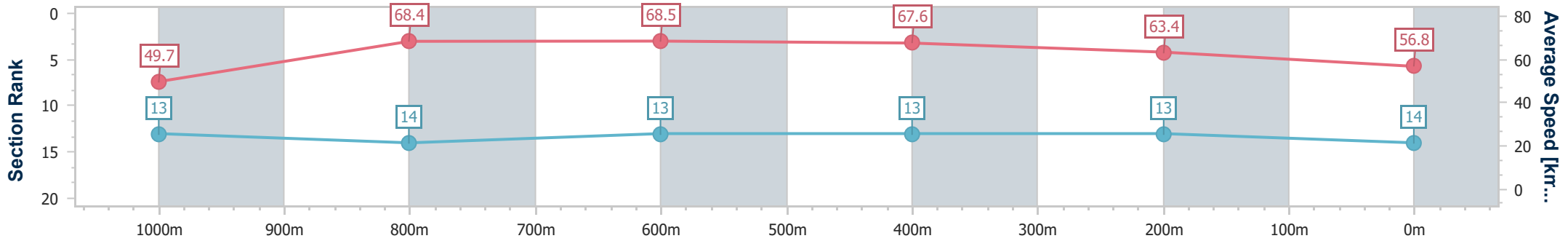
Horse/Jockey Name	Mcnair
Final Rank	14
Fastest Section Time (Section)	0:10.67 (800m)
Top Speed [km/h] (Section)	69.5 (600m)
Race State	Finished



Townsville QLD Professional
 Race 5: COMMSCOPE BENCHMARK 55 Handicap - 1200m
 08 June 2024 - 16:24
 Track Rating: Soft 5, Weather: Sunny, Rail Position: True



Section	Overall	1000m	800m	600m	400m	200m
Section Times	1:10.93 [14] (0:14.52)	0:56.41 [13] (0:10.70)	0:45.71 [14] (0:10.67)	0:35.04 [13] (0:10.87)	0:24.17 [13] (0:11.47)	0:12.70 [13] (0:12.70)
Average Speed [km/h]	49.7	68.4	68.5	67.6	63.4	56.8
Top Speed [km/h]	68.4	69.3	69.4	69.5	64.8	62.5
Avg. Dist. to Rail [m]	8.8	3.1	3.0	4.2	5.3	5.5
Avg. Stride Freq. [Hz]	2.3	2.5	2.5	2.5	2.4	2.3
Avg. Stride Length [m]	6.0	7.1	7.6	7.2	7.2	6.8



- [] Ranking at each section and finish
- .-.- No data available at this section
- NA No data available



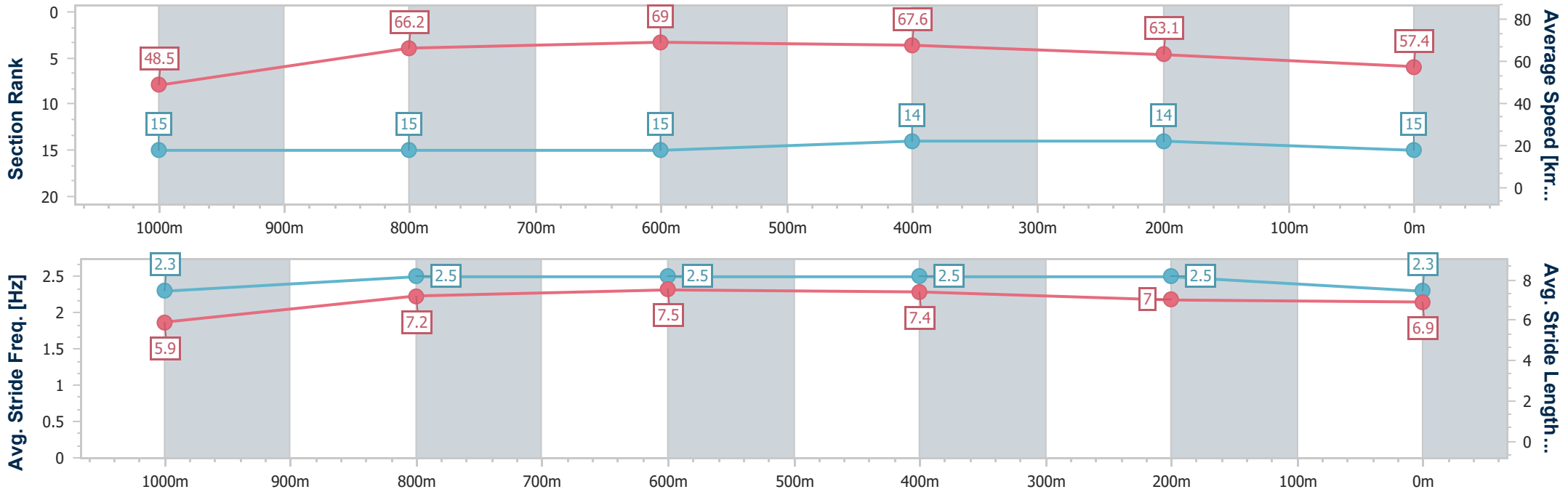
Horse/Jockey Name	Miss White
Final Rank	15
Fastest Section Time (Section)	0:10.44 (800m)
Top Speed [km/h] (Section)	71.1 (800m)
Race State	Finished



Townsville QLD Professional
 Race 5: COMMSCOPE BENCHMARK 55 Handicap - 1200m
 08 June 2024 - 16:24
 Track Rating: Soft 5, Weather: Sunny, Rail Position: True



Section	Overall	1000m	800m	600m	400m	200m
Section Times	1:11.00 [15] (0:14.88)	0:56.12 [15] (0:10.85)	0:45.27 [15] (0:10.44)	0:34.83 [15] (0:10.78)	0:24.05 [14] (0:11.49)	0:12.56 [14] (0:12.56)
Average Speed [km/h]	48.5	66.2	69.0	67.6	63.1	57.4
Top Speed [km/h]	64.4	71.1	71.1	70.0	65.1	61.4
Avg. Dist. to Rail [m]	5.9	0.7	0.7	2.4	4.3	4.4
Avg. Stride Freq. [Hz]	2.3	2.5	2.5	2.5	2.5	2.3
Avg. Stride Length [m]	5.9	7.2	7.5	7.4	7.0	6.9



- [] Ranking at each section and finish
- .-.- No data available at this section
- NA No data available



Townsville QLD Professional

Race 6: LAWRENCE & HANSON QTIS 2YO CLASSIC - 1200m

08 June 2024 - 16:58



Track Rating: Soft 5, Weather: Sunny, Rail Position: True

Section		Overall										Last 600m	
Field Times		1:10.18										0:35.14	
		(0:13.28)										(0:11.25)	
		0:56.90										0:23.89	
		(0:10.53)										(0:11.44)	
		0:46.37										0:12.45	
		(0:11.23)										(0:12.45)	
		0:35.14										0:23.89	
		(0:11.25)										(0:11.44)	
		0:23.89										0:12.45	
		(0:11.44)										(0:12.45)	
		0:12.45										0:12.45	
		(0:12.45)										(0:12.45)	
Rank	TAB	Horse/Jockey	Barrier	Top Speed [km/h]	Fastest Section	Overall	1000m	800m	600m	400m	200m	Margin	Distance Travelled [m]
1	2	DANCE FOR ME RANDY	5	71.7	0:10.61	1:10.18 [1]	0:56.80 [3]	0:46.19 [3]	0:35.08 [2]	0:23.88 [2]	0:12.45 [1]	1:10.18	0:35.08
		Ryan Wiggins		1000m	1000m	(0:13.38)	(0:10.61)	(0:11.11)	(0:11.20)	(0:11.43)	(0:12.45)		
2	4	HELL OF A BENTLEY	8	70.9	0:10.63	1:10.40 [2]	0:56.29 [12]	0:45.53 [9]	0:34.90 [8]	0:23.72 [6]	0:12.20 [6]	1.32L	0:34.90 +2
		Carl Spry		800m	800m	(0:14.11)	(0:10.76)	(0:10.63)	(0:11.18)	(0:11.52)	(0:12.20)		
3	1	AGE OF AQUARIUS	9	71.9	0:10.69	1:10.47 [3]	0:57.19 [1]	0:46.50 [2]	0:35.13 [7]	0:23.88 [5]	0:12.31 [4]	1.73L	0:35.13 +5
		Tasha Chambers		Overall	1000m	(0:13.28)	(0:10.69)	(0:11.37)	(0:11.25)	(0:11.57)	(0:12.31)		
4	11	KOBAYASTAR	2	68.7	0:10.80	1:10.53 [4]	0:56.68 [6]	0:45.78 [8]	0:34.98 [9]	0:23.67 [9]	0:12.17 [7]	2.07L	0:34.98 -4
		Chelsea Jokic		800m	800m	(0:13.85)	(0:10.90)	(0:10.80)	(0:11.31)	(0:11.50)	(0:12.17)		
5	13	TIME TO PROPHET	11	70.9	0:10.60	1:10.53 [5]	0:57.02 [4]	0:46.42 [4]	0:35.22 [5]	0:23.98 [3]	0:12.45 [2]	2.1L	0:35.22 +4
		Lacey Morrison		1000m	1000m	(0:13.51)	(0:10.60)	(0:11.20)	(0:11.24)	(0:11.53)	(0:12.45)		
6	3	HEAD HONCHO	4	69.5	0:10.78	1:10.57 [6]	0:56.99 [5]	0:46.21 [5]	0:35.41 [3]	0:24.02 [3]	0:12.38 [5]	2.32L	0:35.41 +9
		Gabrielle Semmens		Overall	1000m	(0:13.58)	(0:10.78)	(0:10.80)	(0:11.39)	(0:11.64)	(0:12.38)		
7	7	THAT'S IT	13	69.3	0:10.69	1:10.76 [7]	0:56.66 [11]	0:45.62 [13]	0:34.93 [12]	0:23.66 [10]	0:12.38 [8]	3.46L	0:34.93 +4
		Nathan Day		800m	800m	(0:14.10)	(0:11.04)	(0:10.69)	(0:11.27)	(0:11.28)	(0:12.38)		
8	6	SMART MISSION	12	69.8	0:10.69	1:10.77 [8]	0:56.55 [13]	0:45.67 [12]	0:34.98 [11]	0:23.65 [11]	0:12.19 [11]	3.48L	0:34.98 +1
		Graham Kliese		800m	800m	(0:14.22)	(0:10.88)	(0:10.69)	(0:11.33)	(0:11.46)	(0:12.19)		
9	10	I'LLTELLYOUGO	1	72.0	0:10.44	1:10.82 [9]	0:57.45 [2]	0:47.01 [1]	0:35.78 [1]	0:24.53 [1]	0:12.71 [3]	3.77L	0:35.78 -6
		Justin Stanley		1000m	1000m	(0:13.37)	(0:10.44)	(0:11.23)	(0:11.25)	(0:11.82)	(0:12.71)		
10	9	BETTER SHOW	7	70.3	0:10.66	1:11.05 [10]	0:57.19 [7]	0:46.53 [6]	0:35.71 [6]	0:24.23 [8]	0:12.48 [10]	5.14L	0:35.71 +9
		Jason Taylor		800m	1000m	(0:13.86)	(0:10.66)	(0:10.82)	(0:11.48)	(0:11.75)	(0:12.48)		

Did Not Finish: Silver Glitter (#12)



Townsville QLD Professional

Race 6: LAWRENCE & HANSON QTIS 2YO CLASSIC - 1200m

08 June 2024 - 16:58



Track Rating: Soft 5, Weather: Sunny, Rail Position: True

Section	Overall	1000m	800m	600m	400m	200m	Last 600m							
Field Times	1:10.18 (0:13.28)	0:56.90 (0:10.53)	0:46.37 (0:11.23)	0:35.14 (0:11.25)	0:23.89 (0:11.44)	0:12.45 (0:12.45)	0:35.14							
Rank	TAB	Horse/Jockey	Barrier	Top Speed [km/h]	Fastest Section							Margin		Distance Travelled [m]
11	5	OUTBACK BANDIT Jackson Murphy	10	71.4 1000m	0:10.62 1000m	1:11.79 [11] (0:13.97)	0:57.82 [9] (0:10.62)	0:47.20 [7] (0:10.71)	0:36.49 [4] (0:11.39)	0:25.10 [7] (0:11.82)	0:13.28 [9] (0:13.28)	9.53L	0:36.49	+10
12	8	ALLEZ PARIS Isabella Teh	6	69.2 800m	0:10.84 800m	1:12.29 [12] (0:13.89)	0:58.40 [8] (0:11.00)	0:47.40 [10] (0:10.84)	0:36.56 [10] (0:11.61)	0:24.95 [12] (0:12.11)	0:12.84 [12] (0:12.84)	12.45L	0:36.56	+5
13	14	WEBS Nathan Thomas	14	69.8 1000m	0:10.84 1000m	1:12.90 [13] (0:14.06)	0:58.84 [10] (0:10.84)	0:48.00 [11] (0:10.99)	0:37.01 [13] (0:11.70)	0:25.31 [13] (0:11.93)	0:13.38 [13] (0:13.38)	16.05L	0:37.01	+11

Did Not Finish: Silver Glitter (#12)

[] Ranking at each section and finish
 -:-:-:- No data available at this section
 NA No data available

SCN Saddle cloth number
 DNF Did not finish
 DNT Did not track



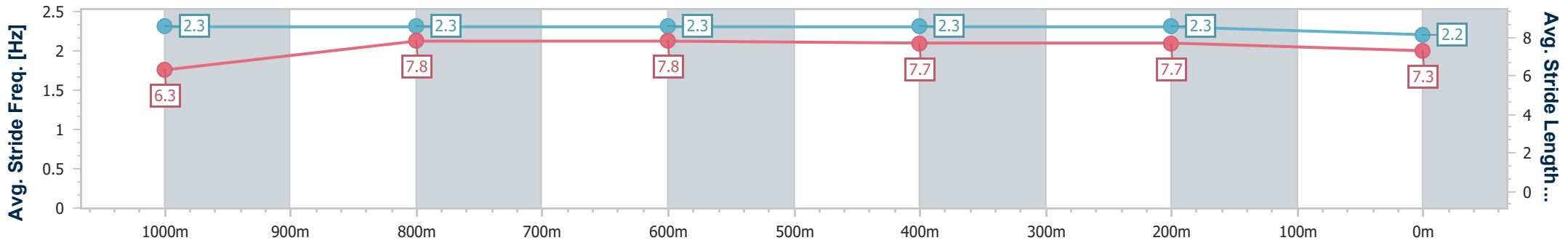
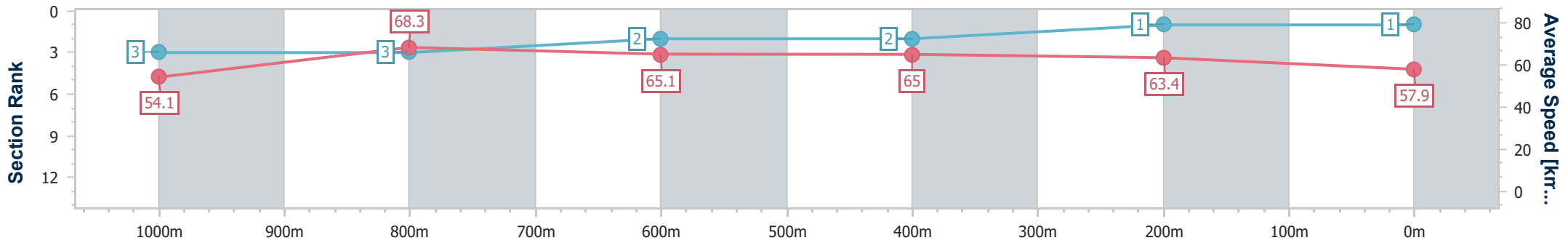
Horse/Jockey Name	Dance For Me Randy
Final Rank	1
Fastest Section Time (Section)	0:10.61 (1000m)
Top Speed [km/h] (Section)	71.7 (1000m)
Race State	Finished



Townsville QLD Professional
 Race 6: LAWRENCE & HANSON QTIS 2YO CLASSIC - 1200m
 08 June 2024 - 16:58
 Track Rating: Soft 5, Weather: Sunny, Rail Position: True



Section	Overall	1000m	800m	600m	400m	200m
Section Times	1:10.18 [1] (0:13.38)	0:56.80 [3] (0:10.61)	0:46.19 [3] (0:11.11)	0:35.08 [2] (0:11.20)	0:23.88 [2] (0:11.43)	0:12.45 [1] (0:12.45)
Average Speed [km/h]	54.1	68.3	65.1	65.0	63.4	57.9
Top Speed [km/h]	70.8	71.7	67.0	65.7	65.6	60.6
Avg. Dist. to Rail [m]	7.3	1.6	1.1	2.0	3.8	4.4
Avg. Stride Freq. [Hz]	2.3	2.3	2.3	2.3	2.3	2.2
Avg. Stride Length [m]	6.3	7.8	7.8	7.7	7.7	7.3



- [] Ranking at each section and finish
- .-.- No data available at this section
- NA No data available



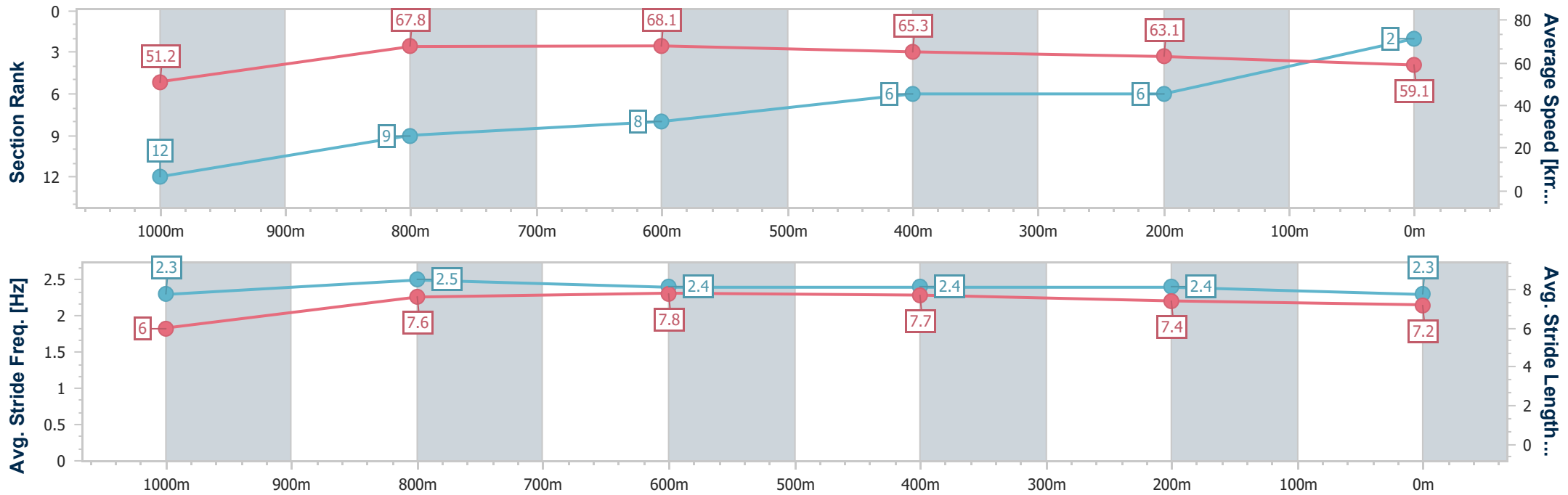
Horse/Jockey Name	Hell Of A Bentley
Final Rank	2
Fastest Section Time (Section)	0:10.63 (800m)
Top Speed [km/h] (Section)	70.9 (800m)
Race State	Finished



Townsville QLD Professional
 Race 6: LAWRENCE & HANSON QTIS 2YO CLASSIC - 1200m
 08 June 2024 - 16:58
 Track Rating: Soft 5, Weather: Sunny, Rail Position: True



Section	Overall	1000m	800m	600m	400m	200m
Section Times	1:10.40 [2] (0:14.11)	0:56.29 [12] (0:10.76)	0:45.53 [9] (0:10.63)	0:34.90 [8] (0:11.18)	0:23.72 [6] (0:11.52)	0:12.20 [6] (0:12.20)
Average Speed [km/h]	51.2	67.8	68.1	65.3	63.1	59.1
Top Speed [km/h]	66.1	70.0	70.9	67.0	64.7	61.6
Avg. Dist. to Rail [m]	9.6	2.6	1.1	2.5	6.9	9.1
Avg. Stride Freq. [Hz]	2.3	2.5	2.4	2.4	2.4	2.3
Avg. Stride Length [m]	6.0	7.6	7.8	7.7	7.4	7.2



- [] Ranking at each section and finish
- .-.- No data available at this section
- NA No data available



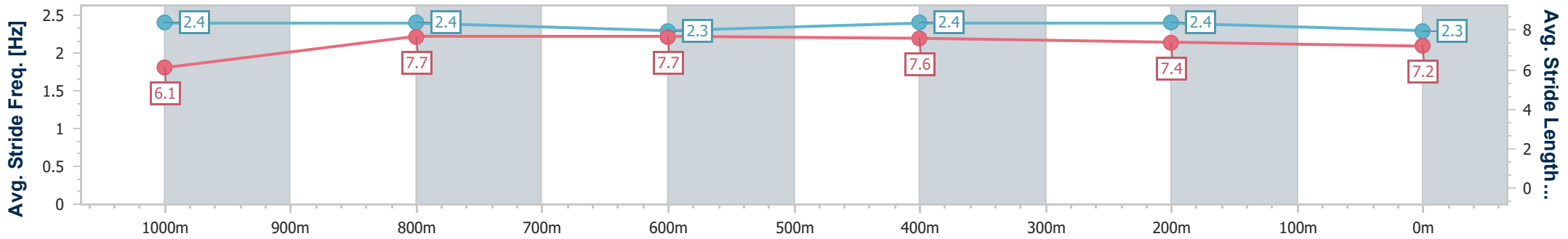
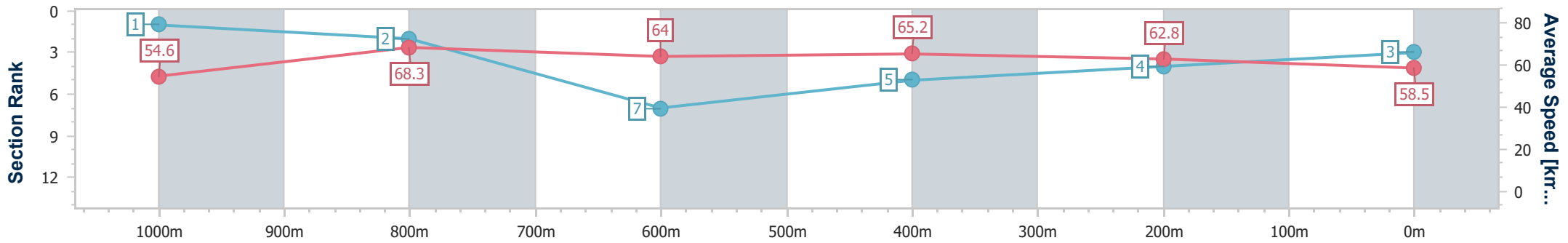
Horse/Jockey Name	Age Of Aquarius
Final Rank	3
Fastest Section Time (Section)	0:10.69 (1000m)
Top Speed [km/h] (Section)	71.9 (Overall)
Race State	Finished



Townsville QLD Professional
 Race 6: LAWRENCE & HANSON QTIS 2YO CLASSIC - 1200m
 08 June 2024 - 16:58
 Track Rating: Soft 5, Weather: Sunny, Rail Position: True



Section	Overall	1000m	800m	600m	400m	200m
Section Times	1:10.47 [3] (0:13.28)	0:57.19 [1] (0:10.69)	0:46.50 [2] (0:11.37)	0:35.13 [7] (0:11.25)	0:23.88 [5] (0:11.57)	0:12.31 [4]
Average Speed [km/h]	54.6	68.3	64.0	65.2	62.8	58.5
Top Speed [km/h]	71.9	71.8	66.3	66.8	64.7	61.8
Avg. Dist. to Rail [m]	10.7	3.1	2.7	3.4	4.1	5.9
Avg. Stride Freq. [Hz]	2.4	2.4	2.3	2.4	2.4	2.3
Avg. Stride Length [m]	6.1	7.7	7.7	7.6	7.4	7.2



- [] Ranking at each section and finish
- .-.- No data available at this section
- NA No data available



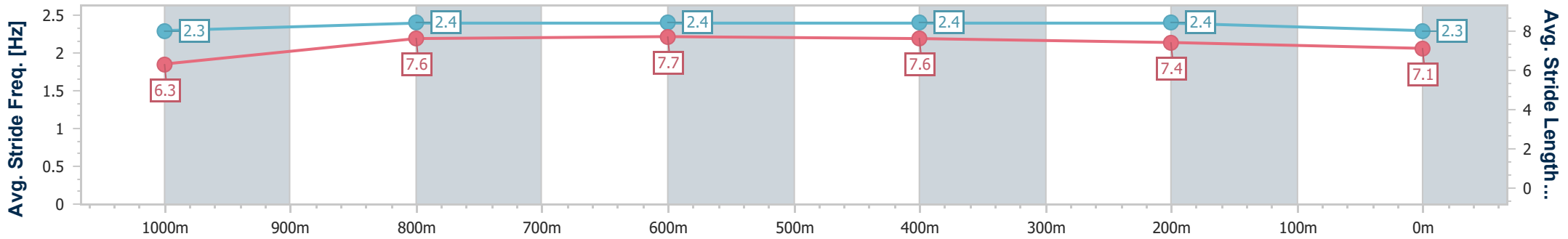
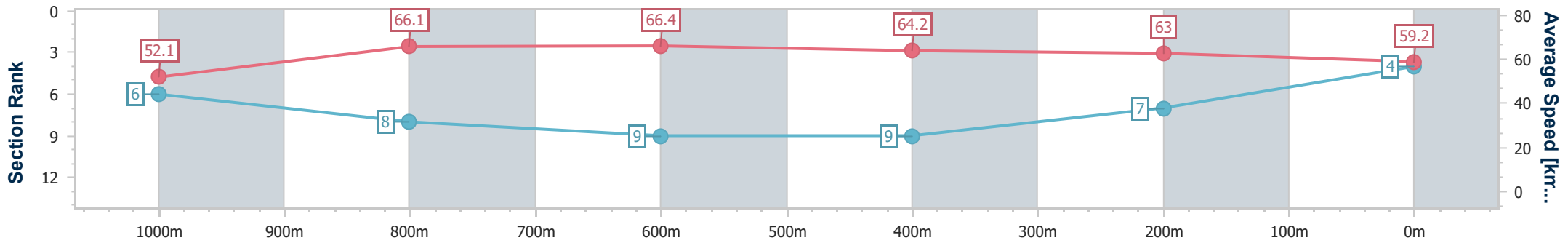
Horse/Jockey Name	Kobayastar
Final Rank	4
Fastest Section Time (Section)	0:10.80 (800m)
Top Speed [km/h] (Section)	68.7 (800m)
Race State	Finished



Townsville QLD Professional
 Race 6: LAWRENCE & HANSON QTIS 2YO CLASSIC - 1200m
 08 June 2024 - 16:58
 Track Rating: Soft 5, Weather: Sunny, Rail Position: True



Section	Overall	1000m	800m	600m	400m	200m
Section Times	1:10.53 [4] (0:13.85)	0:56.68 [6] (0:10.90)	0:45.78 [8] (0:10.80)	0:34.98 [9] (0:11.31)	0:23.67 [9] (0:11.50)	0:12.17 [7] (0:12.17)
Average Speed [km/h]	52.1	66.1	66.4	64.2	63.0	59.2
Top Speed [km/h]	67.0	67.5	68.7	65.3	65.3	61.6
Avg. Dist. to Rail [m]	4.6	0.7	0.8	1.5	4.3	5.3
Avg. Stride Freq. [Hz]	2.3	2.4	2.4	2.4	2.4	2.3
Avg. Stride Length [m]	6.3	7.6	7.7	7.6	7.4	7.1



- [] Ranking at each section and finish
- .-.- No data available at this section
- NA No data available



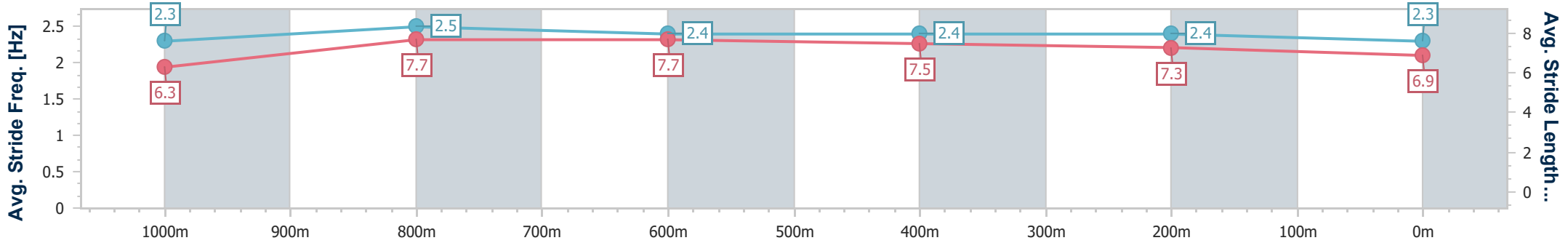
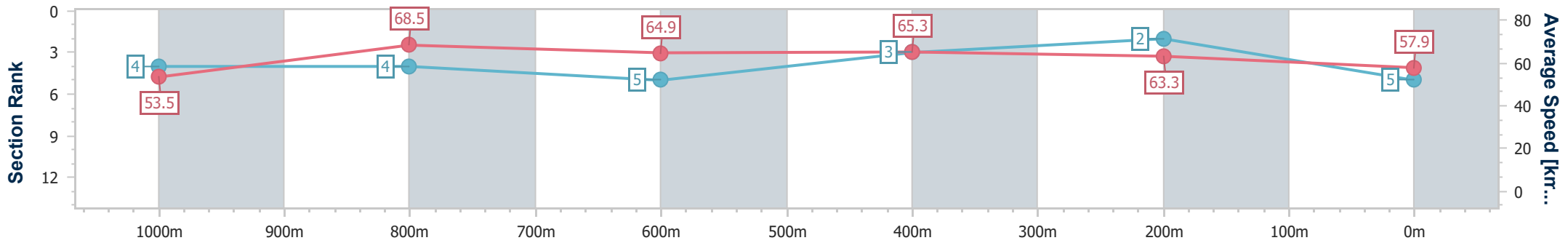
Horse/Jockey Name	Time To Prophet
Final Rank	5
Fastest Section Time (Section)	0:10.60 (1000m)
Top Speed [km/h] (Section)	70.9 (1000m)
Race State	Finished



Townsville QLD Professional
 Race 6: LAWRENCE & HANSON QTIS 2YO CLASSIC - 1200m
 08 June 2024 - 16:58
 Track Rating: Soft 5, Weather: Sunny, Rail Position: True



Section	Overall	1000m	800m	600m	400m	200m
Section Times	1:10.53 [5] (0:13.51)	0:57.02 [4] (0:10.60)	0:46.42 [4] (0:11.20)	0:35.22 [5] (0:11.24)	0:23.98 [3] (0:11.53)	0:12.45 [2] (0:12.45)
Average Speed [km/h]	53.5	68.5	64.9	65.3	63.3	57.9
Top Speed [km/h]	67.4	70.9	68.8	66.6	64.9	61.9
Avg. Dist. to Rail [m]	11.2	1.7	1.8	4.0	5.9	7.7
Avg. Stride Freq. [Hz]	2.3	2.5	2.4	2.4	2.4	2.3
Avg. Stride Length [m]	6.3	7.7	7.7	7.5	7.3	6.9



- [] Ranking at each section and finish
- .-.- No data available at this section
- NA No data available



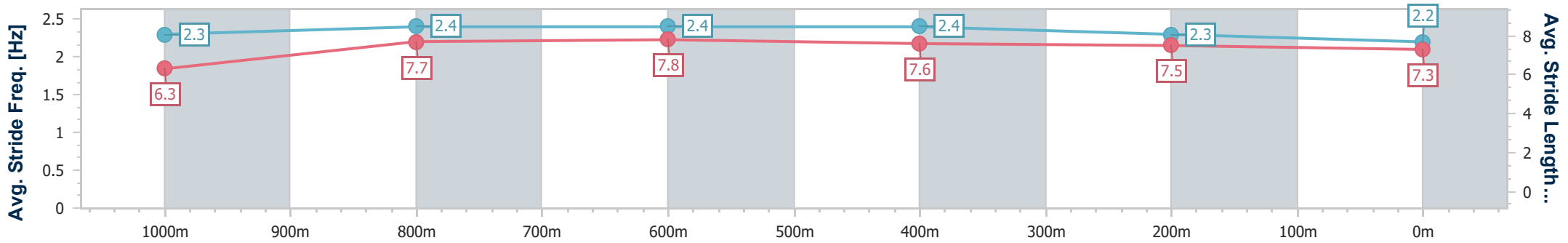
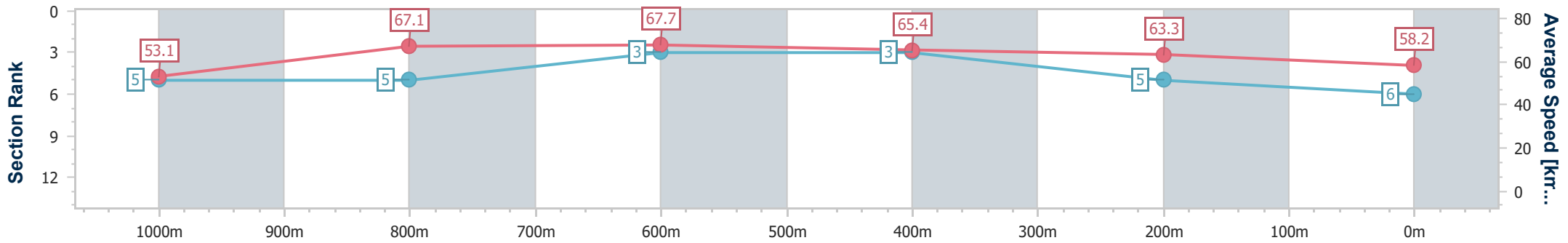
Horse/Jockey Name	Head Honcho
Final Rank	6
Fastest Section Time (Section)	0:10.78 (1000m)
Top Speed [km/h] (Section)	69.5 (Overall)
Race State	Finished



Townsville QLD Professional
 Race 6: LAWRENCE & HANSON QTIS 2YO CLASSIC - 1200m
 08 June 2024 - 16:58
 Track Rating: Soft 5, Weather: Sunny, Rail Position: True



Section	Overall	1000m	800m	600m	400m	200m
Section Times	1:10.57 [6] (0:13.58)	0:56.99 [5] (0:10.78)	0:46.21 [5] (0:10.80)	0:35.41 [3] (0:11.39)	0:24.02 [3] (0:11.64)	0:12.38 [5] (0:12.38)
Average Speed [km/h]	53.1	67.1	67.7	65.4	63.3	58.2
Top Speed [km/h]	69.5	69.3	69.1	66.3	66.7	61.9
Avg. Dist. to Rail [m]	6.2	0.9	3.2	7.1	11.7	11.8
Avg. Stride Freq. [Hz]	2.3	2.4	2.4	2.4	2.3	2.2
Avg. Stride Length [m]	6.3	7.7	7.8	7.6	7.5	7.3



- [] Ranking at each section and finish
- .-.- No data available at this section
- NA No data available



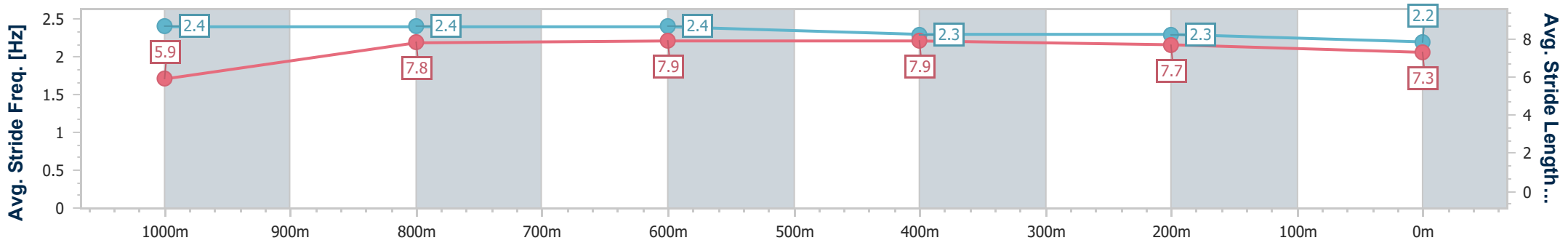
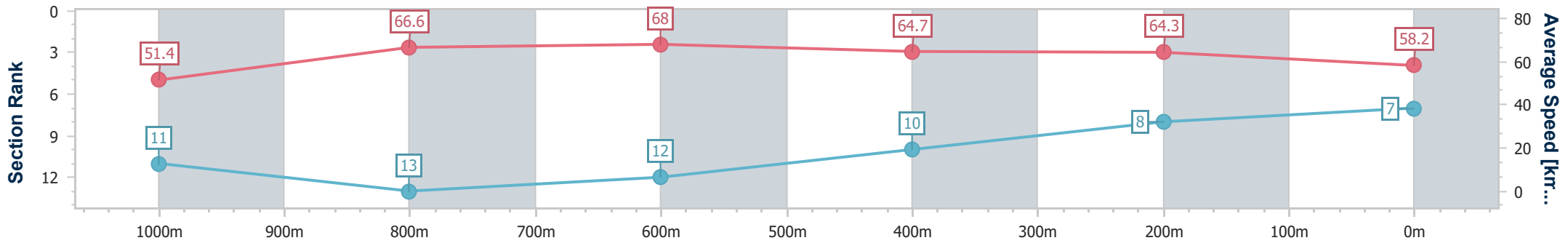
Horse/Jockey Name	That's It
Final Rank	7
Fastest Section Time (Section)	0:10.69 (800m)
Top Speed [km/h] (Section)	69.3 (800m)
Race State	Finished



Townsville QLD Professional
 Race 6: LAWRENCE & HANSON QTIS 2YO CLASSIC - 1200m
 08 June 2024 - 16:58
 Track Rating: Soft 5, Weather: Sunny, Rail Position: True



Section	Overall	1000m	800m	600m	400m	200m
Section Times	1:10.76 [7] (0:14.10)	0:56.66 [11] (0:11.04)	0:45.62 [13] (0:10.69)	0:34.93 [12] (0:11.27)	0:23.66 [10] (0:11.28)	0:12.38 [8] (0:12.38)
Average Speed [km/h]	51.4	66.6	68.0	64.7	64.3	58.2
Top Speed [km/h]	66.1	68.3	69.3	65.6	66.3	61.8
Avg. Dist. to Rail [m]	13.2	4.6	1.7	2.6	4.7	5.8
Avg. Stride Freq. [Hz]	2.4	2.4	2.4	2.3	2.3	2.2
Avg. Stride Length [m]	5.9	7.8	7.9	7.9	7.7	7.3



- [] Ranking at each section and finish
- .-.- No data available at this section
- NA No data available



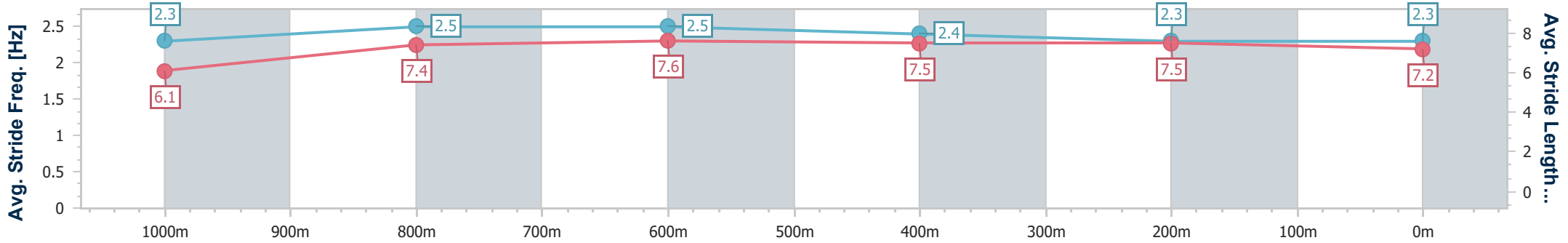
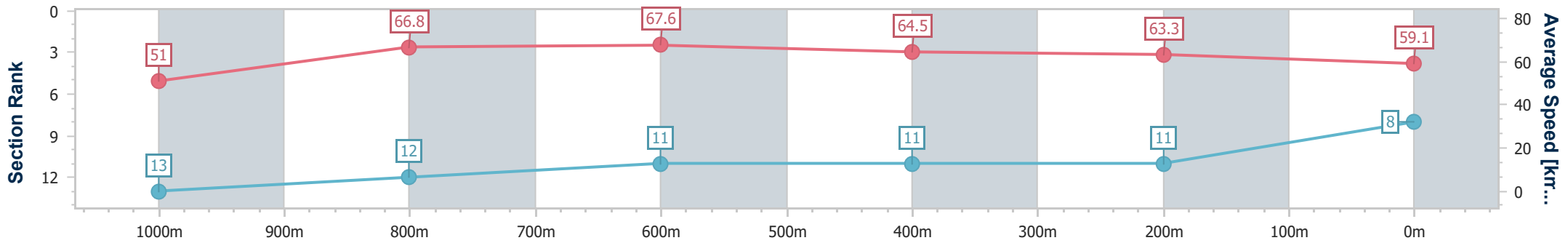
Horse/Jockey Name	Smart Mission
Final Rank	8
Fastest Section Time (Section)	0:10.69 (800m)
Top Speed [km/h] (Section)	69.8 (800m)
Race State	Finished



Townsville QLD Professional
 Race 6: LAWRENCE & HANSON QTIS 2YO CLASSIC - 1200m
 08 June 2024 - 16:58
 Track Rating: Soft 5, Weather: Sunny, Rail Position: True



Section	Overall	1000m	800m	600m	400m	200m
Section Times	1:10.77 [8] (0:14.22)	0:56.55 [13] (0:10.88)	0:45.67 [12] (0:10.69)	0:34.98 [11] (0:11.33)	0:23.65 [11] (0:11.46)	0:12.19 [11] (0:12.19)
Average Speed [km/h]	51.0	66.8	67.6	64.5	63.3	59.1
Top Speed [km/h]	65.5	68.5	69.8	65.3	65.1	62.5
Avg. Dist. to Rail [m]	12.7	1.9	0.9	2.8	4.8	6.1
Avg. Stride Freq. [Hz]	2.3	2.5	2.5	2.4	2.3	2.3
Avg. Stride Length [m]	6.1	7.4	7.6	7.5	7.5	7.2



- [] Ranking at each section and finish
- .-.- No data available at this section
- NA No data available



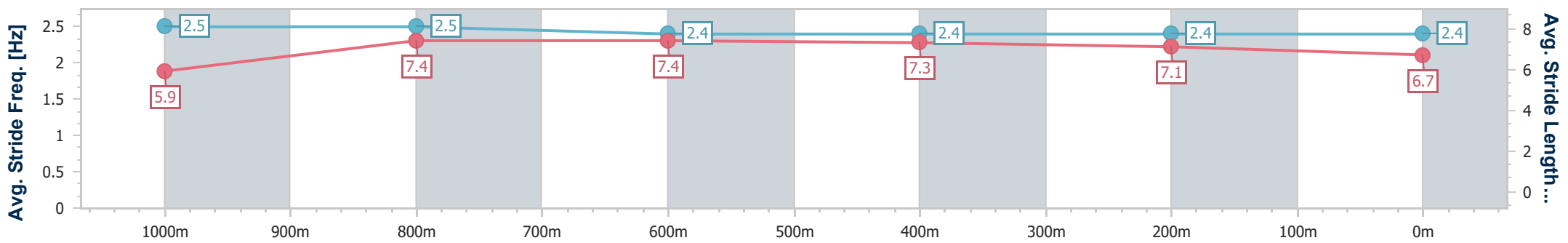
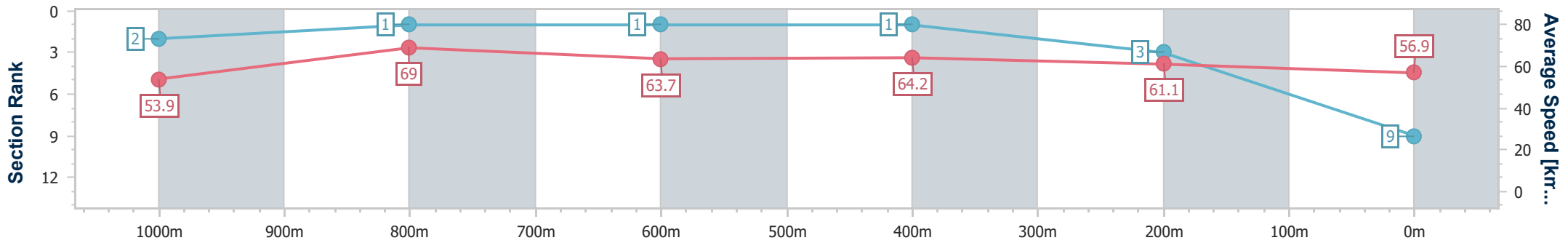
Horse/Jockey Name	I'tellyougo
Final Rank	9
Fastest Section Time (Section)	0:10.44 (1000m)
Top Speed [km/h] (Section)	72.0 (1000m)
Race State	Finished



Townsville QLD Professional
 Race 6: LAWRENCE & HANSON QTIS 2YO CLASSIC - 1200m
 08 June 2024 - 16:58
 Track Rating: Soft 5, Weather: Sunny, Rail Position: True



Section	Overall	1000m	800m	600m	400m	200m
Section Times	1:10.82 [9] (0:13.37)	0:57.45 [2] (0:10.44)	0:47.01 [1] (0:11.23)	0:35.78 [1] (0:11.25)	0:24.53 [1] (0:11.82)	0:12.71 [3] (0:12.71)
Average Speed [km/h]	53.9	69.0	63.7	64.2	61.1	56.9
Top Speed [km/h]	70.7	72.0	65.1	65.1	62.8	61.0
Avg. Dist. to Rail [m]	4.0	0.8	1.4	1.1	3.1	1.9
Avg. Stride Freq. [Hz]	2.5	2.5	2.4	2.4	2.4	2.4
Avg. Stride Length [m]	5.9	7.4	7.4	7.3	7.1	6.7



- [] Ranking at each section and finish
- .-.- No data available at this section
- NA No data available



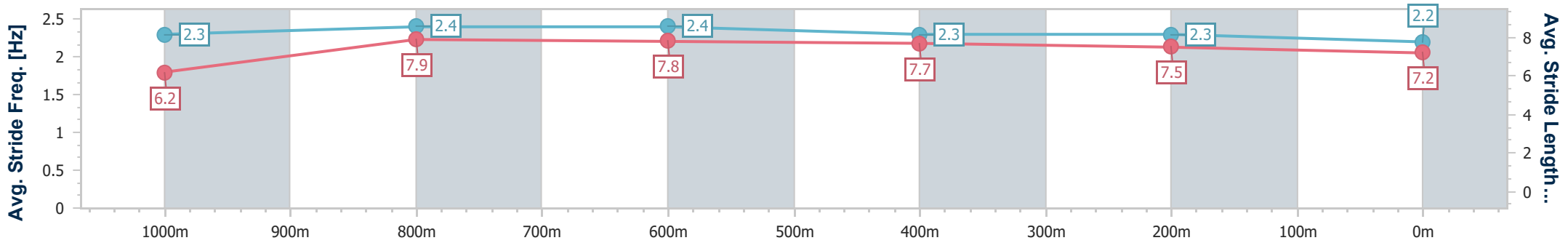
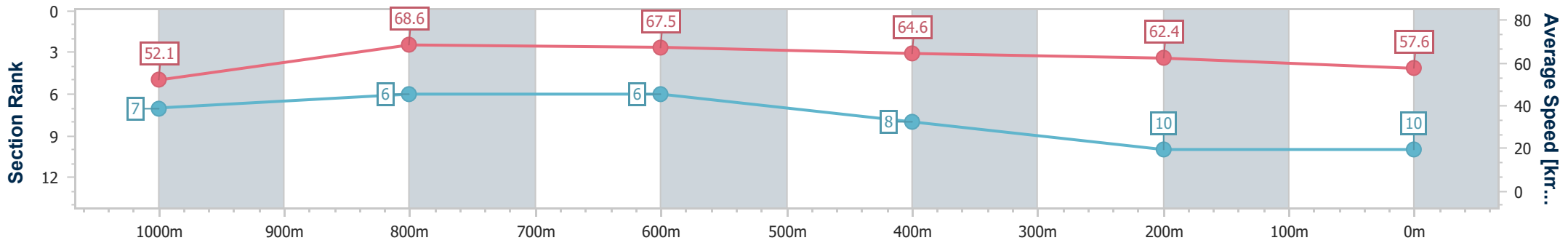
Horse/Jockey Name	Better Show
Final Rank	10
Fastest Section Time (Section)	0:10.66 (1000m)
Top Speed [km/h] (Section)	70.3 (800m)
Race State	Finished



Townsville QLD Professional
 Race 6: LAWRENCE & HANSON QTIS 2YO CLASSIC - 1200m
 08 June 2024 - 16:58
 Track Rating: Soft 5, Weather: Sunny, Rail Position: True



Section	Overall	1000m	800m	600m	400m	200m
Section Times	1:11.05 [10] (0:13.86)	0:57.19 [7] (0:10.66)	0:46.53 [6] (0:10.82)	0:35.71 [6] (0:11.48)	0:24.23 [8] (0:11.75)	0:12.48 [10] (0:12.48)
Average Speed [km/h]	52.1	68.6	67.5	64.6	62.4	57.6
Top Speed [km/h]	68.5	70.0	70.3	65.6	63.8	60.6
Avg. Dist. to Rail [m]	8.7	3.0	3.0	6.0	9.7	9.5
Avg. Stride Freq. [Hz]	2.3	2.4	2.4	2.3	2.3	2.2
Avg. Stride Length [m]	6.2	7.9	7.8	7.7	7.5	7.2



- [] Ranking at each section and finish
- .-.- No data available at this section
- NA No data available



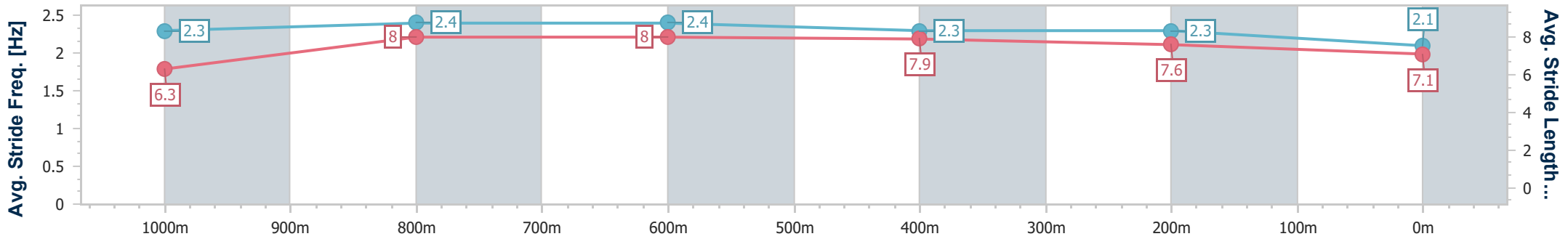
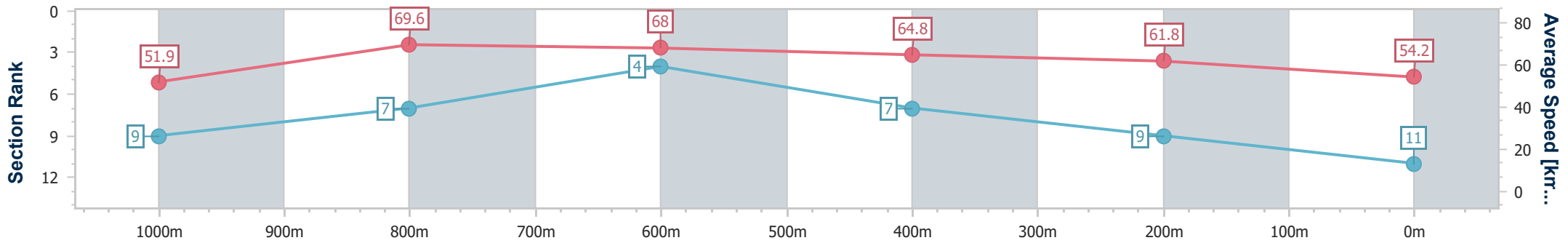
Horse/Jockey Name	Outback Bandit
Final Rank	11
Fastest Section Time (Section)	0:10.62 (1000m)
Top Speed [km/h] (Section)	71.4 (1000m)
Race State	Finished



Townsville QLD Professional
 Race 6: LAWRENCE & HANSON QTIS 2YO CLASSIC - 1200m
 08 June 2024 - 16:58
 Track Rating: Soft 5, Weather: Sunny, Rail Position: True



Section	Overall	1000m	800m	600m	400m	200m
Section Times	1:11.79 [11] (0:13.97)	0:57.82 [9] (0:10.62)	0:47.20 [7] (0:10.71)	0:36.49 [4] (0:11.39)	0:25.10 [7] (0:11.82)	0:13.28 [9] (0:13.28)
Average Speed [km/h]	51.9	69.6	68.0	64.8	61.8	54.2
Top Speed [km/h]	66.9	71.4	71.2	66.1	63.4	59.8
Avg. Dist. to Rail [m]	12.7	5.2	2.3	4.8	9.3	10.3
Avg. Stride Freq. [Hz]	2.3	2.4	2.4	2.3	2.3	2.1
Avg. Stride Length [m]	6.3	8.0	8.0	7.9	7.6	7.1



- [] Ranking at each section and finish
- .-.- No data available at this section
- NA No data available



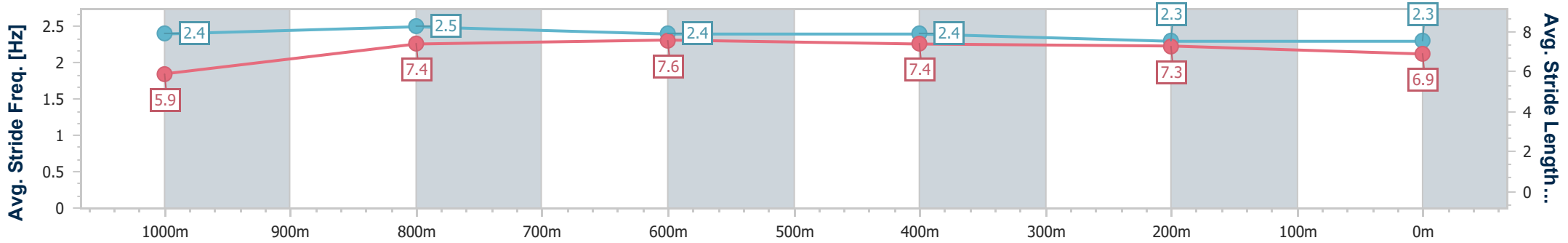
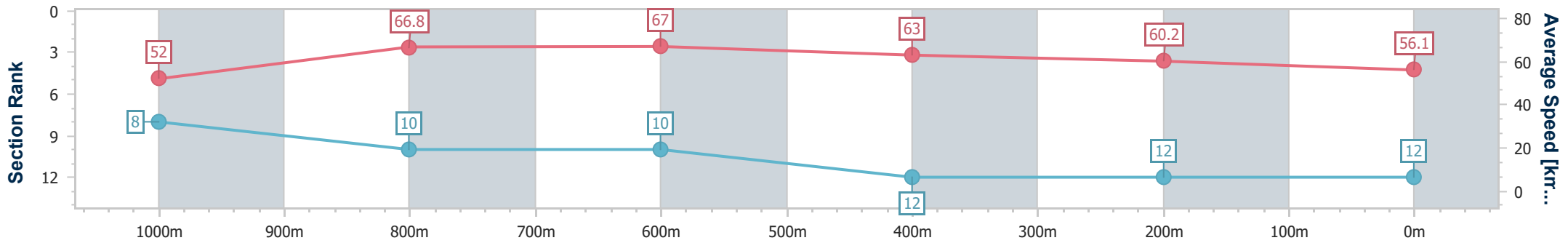
Horse/Jockey Name	Allez Paris
Final Rank	12
Fastest Section Time (Section)	0:10.84 (800m)
Top Speed [km/h] (Section)	69.2 (800m)
Race State	Finished



Townsville QLD Professional
 Race 6: LAWRENCE & HANSON QTIS 2YO CLASSIC - 1200m
 08 June 2024 - 16:58
 Track Rating: Soft 5, Weather: Sunny, Rail Position: True



Section	Overall	1000m	800m	600m	400m	200m
Section Times	1:12.29 [12] (0:13.89)	0:58.40 [8] (0:11.00)	0:47.40 [10] (0:10.84)	0:36.56 [10] (0:11.61)	0:24.95 [12] (0:12.11)	0:12.84 [12] (0:12.84)
Average Speed [km/h]	52.0	66.8	67.0	63.0	60.2	56.1
Top Speed [km/h]	66.6	67.8	69.2	64.1	61.7	58.8
Avg. Dist. to Rail [m]	8.3	4.3	1.4	3.4	7.1	8.2
Avg. Stride Freq. [Hz]	2.4	2.5	2.4	2.4	2.3	2.3
Avg. Stride Length [m]	5.9	7.4	7.6	7.4	7.3	6.9



- [] Ranking at each section and finish
- .-.- No data available at this section
- NA No data available



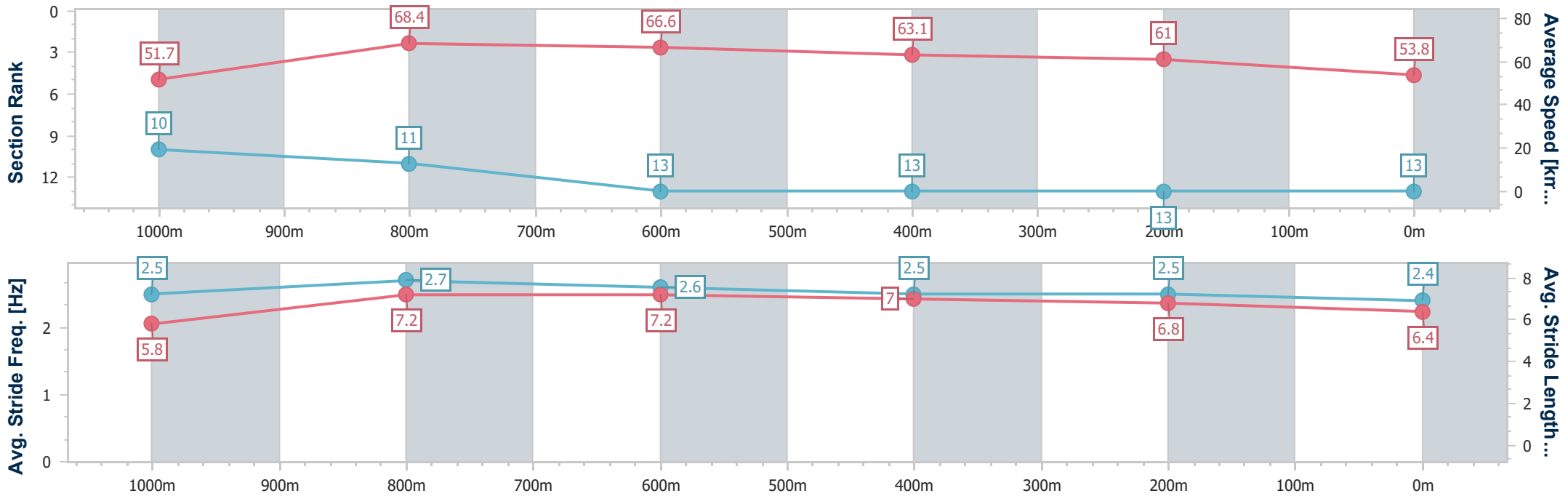
Horse/Jockey Name	Webs
Final Rank	13
Fastest Section Time (Section)	0:10.84 (1000m)
Top Speed [km/h] (Section)	69.8 (1000m)
Race State	Finished



Townsville QLD Professional
 Race 6: LAWRENCE & HANSON QTIS 2YO CLASSIC - 1200m
 08 June 2024 - 16:58
 Track Rating: Soft 5, Weather: Sunny, Rail Position: True



Section	Overall	1000m	800m	600m	400m	200m
Section Times	1:12.90 [13] (0:14.06)	0:58.84 [10] (0:10.84)	0:48.00 [11] (0:10.99)	0:37.01 [13] (0:11.70)	0:25.31 [13] (0:11.93)	0:13.38 [13] (0:13.38)
Average Speed [km/h]	51.7	68.4	66.6	63.1	61.0	53.8
Top Speed [km/h]	67.8	69.8	69.1	64.6	63.0	58.8
Avg. Dist. to Rail [m]	15.8	6.1	3.4	5.0	6.8	7.4
Avg. Stride Freq. [Hz]	2.5	2.7	2.6	2.5	2.5	2.4
Avg. Stride Length [m]	5.8	7.2	7.2	7.0	6.8	6.4



- [] Ranking at each section and finish
- .-.- No data available at this section
- NA No data available



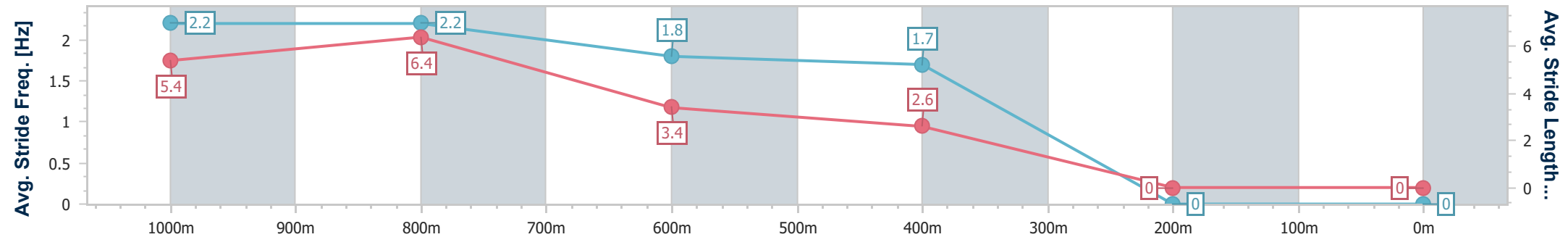
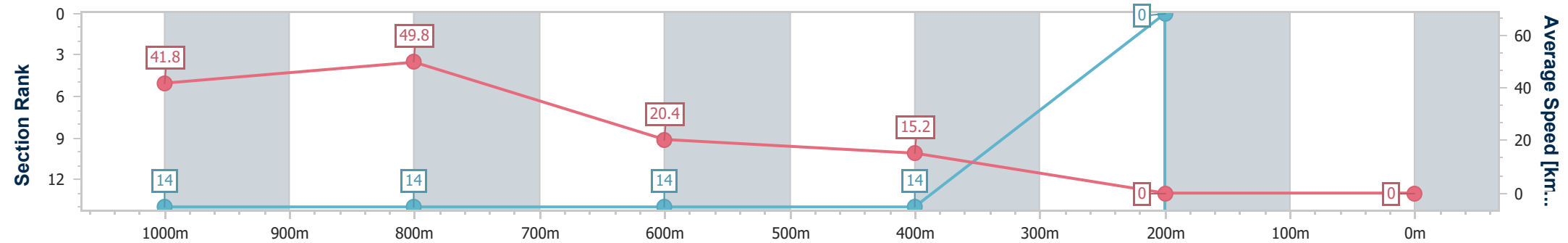
Horse/Jockey Name	Silver Glitter
Final Rank	2147483647
Fastest Section Time (Section)	0:14.54 (1000m)
Top Speed [km/h] (Section)	57.1 (Overall)
Race State	DidNotFinish



Townsville QLD Professional
 Race 6: LAWRENCE & HANSON QTIS 2YO CLASSIC - 1200m
 08 June 2024 - 16:58
 Track Rating: Soft 5, Weather: Sunny, Rail Position: True



Section	Overall	1000m	800m	600m	400m	200m								
Section Times	0:00.00 [2147483647 1 (0:17.25)	0:00.00 [14] (0:14.54)	0:00.00 [14] (0:36.98)	0:00.00 [14] (0:52.71)	-:--:--	-:--:--								
Average Speed [km/h]	41.8	49.8	20.4	15.2	0.0	0.0								
Top Speed [km/h]	57.1	54.5	39.4	16.3	--	--								
Avg. Dist. to Rail [m]	4.7	1.3	10.3	21.6	0.0	0.0								
Avg. Stride Freq. [Hz]	2.2	2.2	1.8	1.7	--	--								
Avg. Stride Length [m]	5.4	6.4	3.4	2.6	--	--								



[] Ranking at each section and finish
 -:--:-- No data available at this section
 NA No data available

[] Ranking at each section and finish
-:-:- No data available at this section
NA No data available