



Mackay QLD Professional

Race 1: Sky Racing QTIS Three-Years-Old Maiden Handicap - 1300m

18 June 2024 - 12:54



MACKAY TURF CLUB
Ooralea Racecourse

Track Rating: Good 4, Weather: Fine, Rail Position: True

| Section | | | | | | | | | | | | Overall | 1200m | 1000m | 800m | 600m | 400m | Last 600m |
|-------------|-----|---------------------------------------|---------|------------------|--------------------|---------------------------|---------------------------|---------------------------|---------------------------|---------------------------|---------------------------|------------------------|----------------------|----------------------|----------------------|----------------------|----------------------|-----------|
| Field Times | | | | | | | | | | | | 1:15.45 (0:07.30) | 1:08.15 (0:10.56) | 0:57.59 (0:10.85) | 0:46.74 (0:11.15) | 0:35.59 (0:11.74) | 0:23.85 (0:11.89) | 0:35.59 |
| Rank | TAB | Horse/Jockey | Barrier | Top Speed [km/h] | Fastest Section | | | | | | | Distance Travelled [m] | | | | | | |
| 1 | 1 | SAILOR'S RUM Ashley Butler | 10 | 69.9 1200m | 0:07.30 Overall | 1:15.45 [1] (0:07.30) | 1:08.15 [1] (0:10.62) | 0:57.53 [2] (0:10.95) | 0:46.58 [3] (0:11.26) | 0:35.32 [4] (0:11.77) | 0:23.55 [5] (0:11.59) | 0:35.32 | | | | | | |
| 2 | 15 | SNUGGLE BANG YAHOO Ron Stewart | 5 | 68.0 1000m | 0:07.42 Overall | 1:15.52 [2] (0:07.42) | 1:08.10 [6] (0:10.98) | 0:57.12 [8] (0:10.89) | 0:46.23 [8] (0:11.08) | 0:35.15 [7] (0:11.51) | 0:23.64 [3] (0:11.72) | 0:35.15 | -7 | | | | | |
| 3 | 4 | SILVERADO MISS Georgina Cartwright | 13 | 69.3 1200m | 0:07.51 Overall | 1:16.22 [3] (0:07.51) | 1:08.71 [8] (0:10.77) | 0:57.94 [7] (0:10.95) | 0:46.99 [7] (0:11.23) | 0:35.76 [8] (0:11.72) | 0:24.04 [7] (0:11.77) | 0:35.76 | +5 | | | | | |
| 4 | 5 | CITY PLAYBOY Nathan Thomas | 3 | 68.5 1200m | 0:07.42 Overall | 1:16.54 [4] (0:07.42) | 1:09.12 [5] (0:10.72) | 0:58.40 [5] (0:10.82) | 0:47.58 [4] (0:11.09) | 0:36.49 [3] (0:11.80) | 0:24.69 [2] (0:12.04) | 0:36.49 | -3 | | | | | |
| 5 | 9 | SHE'SGOTACCESS Jake Bayliss | 9 | 68.9 1000m | 0:07.33 Overall | 1:16.59 [5] (0:07.33) | 1:09.26 [3] (0:10.80) | 0:58.46 [4] (0:10.89) | 0:47.57 [6] (0:11.15) | 0:36.42 [5] (0:11.74) | 0:24.68 [6] (0:11.93) | 0:36.42 | +0 | | | | | |
| 6 | 7 | MOON OVER MATILDA Jason Taylor | 11 | 67.8 1200m | 0:07.67 Overall | 1:16.70 [6] (0:07.67) | 1:09.03 [10] (0:10.87) | 0:58.16 [9] (0:10.98) | 0:47.18 [9] (0:11.04) | 0:36.14 [9] (0:11.74) | 0:24.40 [8] (0:11.80) | 0:36.14 | +2 | | | | | |
| 7 | 8 | SPEC OF SILVER Jackson Murphy | 7 | 69.8 1200m | 0:07.31 Overall | 1:16.97 [7] (0:07.31) | 1:09.66 [2] (0:10.55) | 0:59.11 [1] (0:10.85) | 0:48.26 [1] (0:11.15) | 0:37.11 [1] (0:12.02) | 0:25.09 [4] (0:12.04) | 0:37.11 | -2 | | | | | |
| 8 | 6 | DAWSON DROVER Justin Stanley | 1 | 66.5 1200m | 0:07.64 Overall | 1:17.11 [8] (0:07.64) | 1:09.47 [9] (0:11.03) | 0:58.44 [10] (0:11.02) | 0:47.42 [10] (0:11.12) | 0:36.30 [10] (0:11.53) | 0:24.77 [9] (0:11.92) | 0:36.30 | -10 | | | | | |
| 9 | 13 | FLYING MAPLE Scott Sheargold | 16 | 70.3 1000m | 0:07.41 Overall | 1:17.18 [9] (0:07.41) | 1:09.77 [4] (0:10.69) | 0:59.08 [3] (0:10.66) | 0:48.42 [2] (0:11.13) | 0:37.29 [2] (0:11.71) | 0:25.58 [1] (0:12.23) | 0:37.29 | -1 | | | | | |
| 10 | 2 | MR SQUIGGLE'S MATE Chelsea Jokic | 12 | 69.0 1000m | 0:07.47 Overall | 1:18.34 [10] (0:07.47) | 1:10.87 [7] (0:10.67) | 1:00.20 [6] (0:10.87) | 0:49.33 [5] (0:11.29) | 0:38.04 [6] (0:12.06) | 0:25.98 [10] (0:12.45) | 0:38.04 | +6 | | | | | |

Scratched: Our Berlinetta (#14), Keep On Running (#10), Poker Dancer (#3), My County (#11), I'm Famous (#16)

[] Ranking at each section and finish
-:--:-- No data available at this section
NA No data available

SCN Saddle cloth number
DNF Did not finish
DNT Did not track



Mackay QLD Professional
Race 1: Sky Racing QTIS Three-Years-Old Maiden Handicap - 1300m
18 June 2024 - 12:54



MACKAY TURF CLUB
 Ooralea Racecourse

Track Rating: Good 4, Weather: Fine, Rail Position: True

| Section | | Overall | 1200m | 1000m | 800m | 600m | 400m | Last 600m | | | | |
|-------------|----------------------|----------------------|----------------------|----------------------|------------------------|----------------------|----------------------|--------------|--------------|--------------|---------|-----|
| Field Times | | 1:15.45 (0:07.30) | 1:08.15 (0:10.56) | 0:57.59 (0:10.85) | 0:46.74 (0:11.15) | 0:35.59 (0:11.74) | 0:23.85 (0:11.89) | 0:35.59 | | | | |
| Rank | TAB Horse/Jockey | Barrier | Top Speed [km/h] | Fastest Section | Distance Travelled [m] | | | | | | | |
| 11 | 12 PICCANNINY DANCER | 2 | 66.0 | 0:07.85 | 1:18.69 [11] | 1:10.84 [11] | 0:59.57 [11] | 0:48.29 [11] | 0:36.87 [11] | 0:25.00 [11] | 0:36.87 | -16 |
| | Nikki Olzard | | 1000m | Overall | (0:07.85) | (0:11.27) | (0:11.28) | (0:11.42) | (0:11.87) | (0:12.33) | | |

Scratched: Our Berlinetta (#14), Keep On Running (#10), Poker Dancer (#3), My County (#11), I'm Famous (#16)

[] Ranking at each section and finish
 -:-:- No data available at this section
 NA No data available

SCN Saddle cloth number
 DNF Did not finish
 DNT Did not track

Mackay QLD Professional

Race 1: Sky Racing QTIS Three-Years-Old Maiden Handicap - 1300m

18 June 2024 - 12:54



MACKAY TURF CLUB
Ooralea Racecourse

Track Rating: Good 4, Weather: Fine, Rail Position: True

| Section | | | | 200m | | | | Last 600m | |
|-------------|-----|--|---------|------------------|--------------------|---------------------------|---------|-----------|------------------------|
| Field Times | | | | 0:11.96 | | | | 0:35.59 | |
| | | | | (0:11.96) | | | | | |
| Rank | TAB | Horse/Jockey | Barrier | Top Speed [km/h] | Fastest Section | Margin | | | Distance Travelled [m] |
| 1 | 1 | SAILOR'S RUM Ashley Butler | 10 | 69.9 1200m | 0:07.30 Overall | 0:11.96 [1] (0:11.96) | 1:15.45 | | 0:35.32 |
| 2 | 15 | SNUGGLE BANG YAHOO Ron Stewart | 5 | 68.0 1000m | 0:07.42 Overall | 0:11.92 [2] (0:11.92) | 0.42L | | 0:35.15 -7 |
| 3 | 4 | SILVERADO MISS Georgina Cartwright | 13 | 69.3 1200m | 0:07.51 Overall | 0:12.27 [7] (0:12.27) | 4.53L | | 0:35.76 +5 |
| 4 | 5 | CITY PLAYBOY Nathan Thomas | 3 | 68.5 1200m | 0:07.42 Overall | 0:12.65 [5] (0:12.65) | 6.43L | | 0:36.49 -3 |
| 5 | 9 | SHE'SGOTACCESS Jake Bayliss | 9 | 68.9 1000m | 0:07.33 Overall | 0:12.75 [4] (0:12.75) | 6.73L | | 0:36.42 +0 |
| 6 | 7 | MOON OVER MATILDA Jason Taylor | 11 | 67.8 1200m | 0:07.67 Overall | 0:12.60 [8] (0:12.60) | 7.36L | | 0:36.14 +2 |
| 7 | 8 | SPEC OF SILVER Jackson Murphy | 7 | 69.8 1200m | 0:07.31 Overall | 0:13.05 [6] (0:13.05) | 8.97L | | 0:37.11 -2 |
| 8 | 6 | DAWSON DROVER Justin Stanley | 1 | 66.5 1200m | 0:07.64 Overall | 0:12.85 [9] (0:12.85) | 9.79L | | 0:36.30 -10 |
| 9 | 13 | FLYING MAPLE Scott Sheargold | 16 | 70.3 1000m | 0:07.41 Overall | 0:13.35 [3] (0:13.35) | 10.16L | | 0:37.29 -1 |
| 10 | 2 | MR SQUIGGLE'S MATE Chelsea Jokic | 12 | 69.0 1000m | 0:07.47 Overall | 0:13.53 [10] (0:13.53) | 17L | | 0:38.04 +6 |

Scratched: Our Berlinetta (#14), Keep On Running (#10), Poker Dancer (#3), My County (#11), I'm Famous (#16)



Mackay QLD Professional
Race 1: Sky Racing QTIS Three-Years-Old Maiden Handicap - 1300m
18 June 2024 - 12:54



MACKAY TURF CLUB
 Ooralea Racecourse

Track Rating: Good 4, Weather: Fine, Rail Position: True

| Section | | 200m | | Last 600m | | |
|-------------|----------------------|----------------------|------------------|-----------------|--------------|------------------------|
| Field Times | | 0:11.96 (0:11.96) | | 0:35.59 | | |
| Rank | TAB Horse/Jockey | Barrier | Top Speed [km/h] | Fastest Section | Margin | Distance Travelled [m] |
| 11 | 12 PICCANNINY DANCER | 2 | 66.0 | 0:07.85 | 0:12.67 [11] | 19.07L |
| | Nikki Olzard | | 1000m | Overall | (0:12.67) | |
| | | | | | | 0:36.87 -16 |

Scratched: Our Berlinetta (#14), Keep On Running (#10), Poker Dancer (#3), My County (#11), I'm Famous (#16)

[] Ranking at each section and finish
 -:-:- No data available at this section
 NA No data available

SCN Saddle cloth number
 DNF Did not finish
 DNT Did not track



| | |
|--------------------------------|-------------------|
| Horse/Jockey Name | Sailor's Rum |
| Final Rank | 1 |
| Fastest Section Time (Section) | 0:07.30 (Overall) |
| Top Speed [km/h] (Section) | 69.9 (1200m) |
| Race State | Finished |



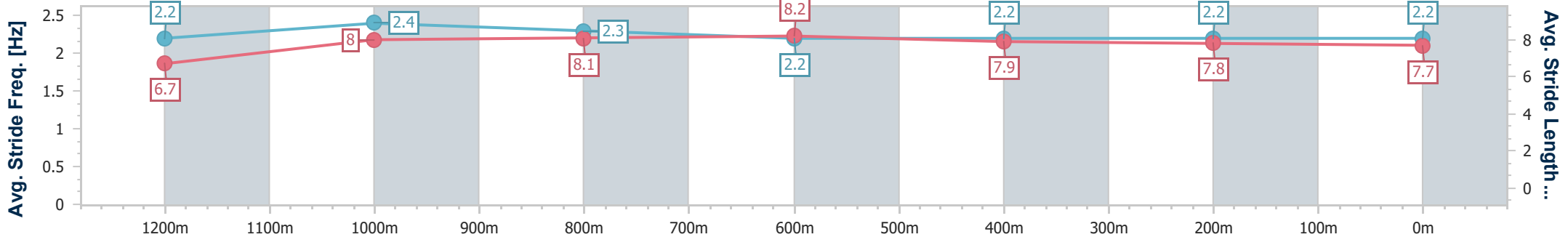
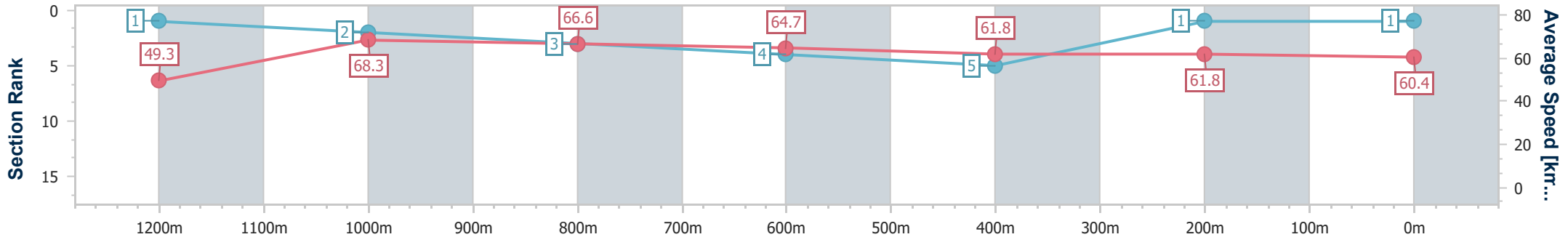
Mackay QLD Professional
Race 1: Sky Racing QTIS Three-Years-Old Maiden Handicap - 1300m



18 June 2024 - 12:54

Track Rating: Good 4, Weather: Fine, Rail Position: True

| Section | Overall | 1200m | 1000m | 800m | 600m | 400m | 200m |
|------------------------|--------------------------|--------------------------|--------------------------|--------------------------|--------------------------|--------------------------|--------------------------|
| Section Times | 1:15.45 [1] (0:07.30) | 1:08.15 [1] (0:10.62) | 0:57.53 [2] (0:10.95) | 0:46.58 [3] (0:11.26) | 0:35.32 [4] (0:11.77) | 0:23.55 [5] (0:11.59) | 0:11.96 [1] (0:11.96) |
| Average Speed [km/h] | 49.3 | 68.3 | 66.6 | 64.7 | 61.8 | 61.8 | 60.4 |
| Top Speed [km/h] | 64.3 | 69.9 | 68.2 | 66.1 | 62.6 | 63.2 | 61.6 |
| Avg. Dist. to Rail [m] | 10.3 | 5.2 | 4.2 | 4.2 | 1.1 | 1.4 | 1.0 |
| Avg. Stride Freq. [Hz] | 2.2 | 2.4 | 2.3 | 2.2 | 2.2 | 2.2 | 2.2 |
| Avg. Stride Length [m] | 6.7 | 8.0 | 8.1 | 8.2 | 7.9 | 7.8 | 7.7 |



- [] Ranking at each section and finish
- .-.- No data available at this section
- NA No data available



| | |
|--------------------------------|--------------------|
| Horse/Jockey Name | Snuggle Bang Yahoo |
| Final Rank | 2 |
| Fastest Section Time (Section) | 0:07.42 (Overall) |
| Top Speed [km/h] (Section) | 68.0 (1000m) |
| Race State | Finished |



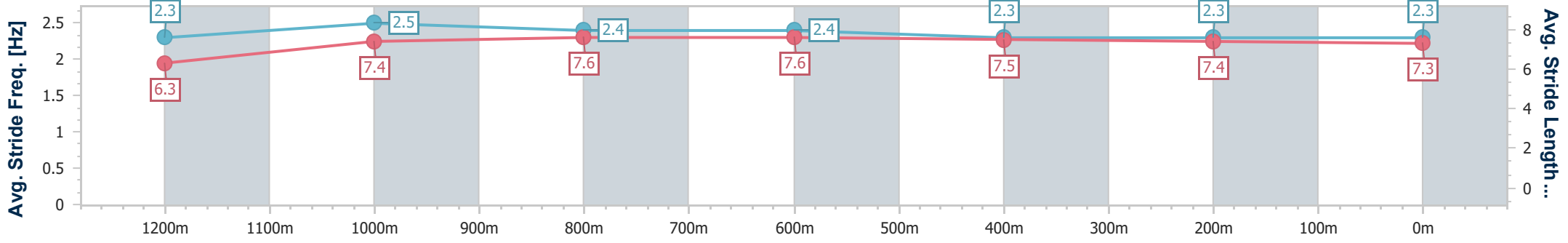
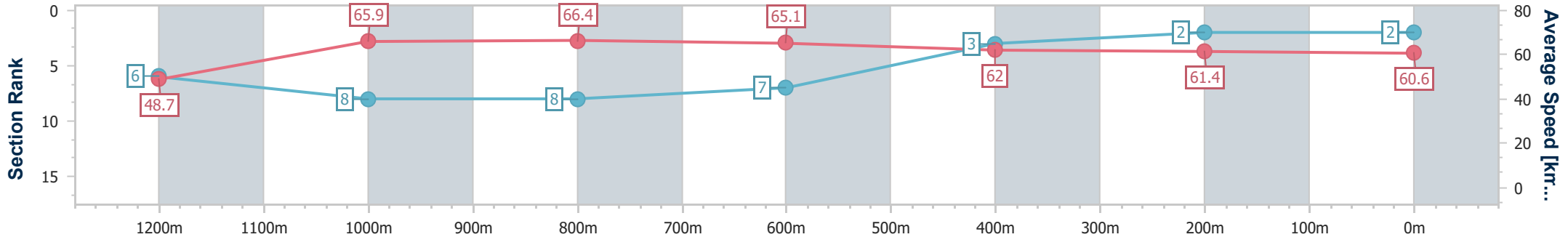
Mackay QLD Professional
Race 1: Sky Racing QTIS Three-Years-Old Maiden Handicap - 1300m



18 June 2024 - 12:54

Track Rating: Good 4, Weather: Fine, Rail Position: True

| Section | Overall | 1200m | 1000m | 800m | 600m | 400m | 200m |
|------------------------|--------------------------|--------------------------|--------------------------|--------------------------|--------------------------|--------------------------|--------------------------|
| Section Times | 1:15.52 [2] (0:07.42) | 1:08.10 [6] (0:10.98) | 0:57.12 [8] (0:10.89) | 0:46.23 [8] (0:11.08) | 0:35.15 [7] (0:11.51) | 0:23.64 [3] (0:11.72) | 0:11.92 [2] (0:11.92) |
| Average Speed [km/h] | 48.7 | 65.9 | 66.4 | 65.1 | 62.0 | 61.4 | 60.6 |
| Top Speed [km/h] | 62.2 | 67.1 | 68.0 | 66.5 | 63.9 | 63.2 | 62.0 |
| Avg. Dist. to Rail [m] | 7.6 | 3.1 | 1.9 | 1.2 | 1.1 | 2.8 | 2.6 |
| Avg. Stride Freq. [Hz] | 2.3 | 2.5 | 2.4 | 2.4 | 2.3 | 2.3 | 2.3 |
| Avg. Stride Length [m] | 6.3 | 7.4 | 7.6 | 7.6 | 7.5 | 7.4 | 7.3 |



- [] Ranking at each section and finish
- .-.- No data available at this section
- NA No data available



| | |
|--------------------------------|-------------------|
| Horse/Jockey Name | Silverado Miss |
| Final Rank | 3 |
| Fastest Section Time (Section) | 0:07.51 (Overall) |
| Top Speed [km/h] (Section) | 69.3 (1200m) |
| Race State | Finished |



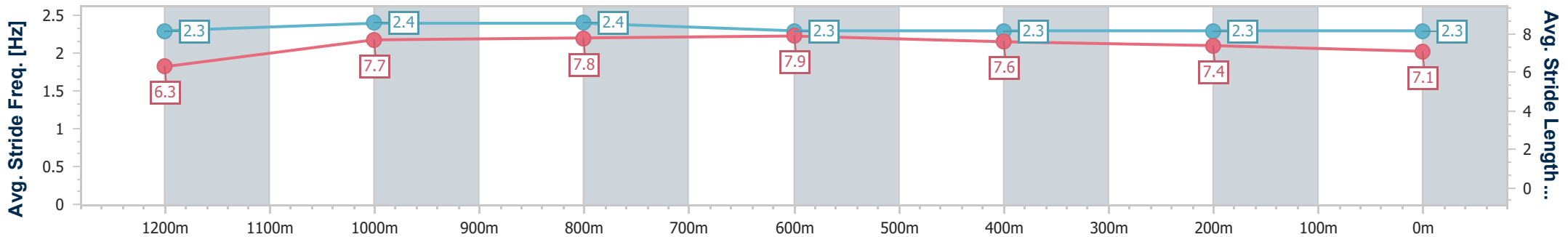
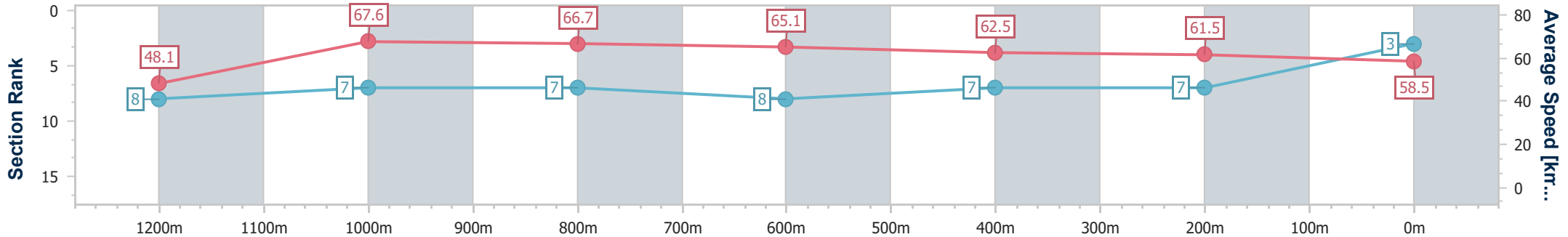
Mackay QLD Professional
Race 1: Sky Racing QTIS Three-Years-Old Maiden Handicap - 1300m

18 June 2024 - 12:54

Track Rating: Good 4, Weather: Fine, Rail Position: True



| Section | Overall | 1200m | 1000m | 800m | 600m | 400m | 200m |
|------------------------|--------------------------|--------------------------|--------------------------|--------------------------|--------------------------|--------------------------|--------------------------|
| Section Times | 1:16.22 [3] (0:07.51) | 1:08.71 [8] (0:10.77) | 0:57.94 [7] (0:10.95) | 0:46.99 [7] (0:11.23) | 0:35.76 [8] (0:11.72) | 0:24.04 [7] (0:11.77) | 0:12.27 [7] (0:12.27) |
| Average Speed [km/h] | 48.1 | 67.6 | 66.7 | 65.1 | 62.5 | 61.5 | 58.5 |
| Top Speed [km/h] | 62.6 | 69.3 | 67.7 | 66.1 | 63.7 | 62.0 | 61.4 |
| Avg. Dist. to Rail [m] | 13.6 | 7.3 | 4.5 | 4.6 | 2.0 | 5.3 | 5.3 |
| Avg. Stride Freq. [Hz] | 2.3 | 2.4 | 2.4 | 2.3 | 2.3 | 2.3 | 2.3 |
| Avg. Stride Length [m] | 6.3 | 7.7 | 7.8 | 7.9 | 7.6 | 7.4 | 7.1 |



- [] Ranking at each section and finish
- .-.- No data available at this section
- NA No data available



| | |
|--------------------------------|-------------------|
| Horse/Jockey Name | City Playboy |
| Final Rank | 4 |
| Fastest Section Time (Section) | 0:07.42 (Overall) |
| Top Speed [km/h] (Section) | 68.5 (1200m) |
| Race State | Finished |



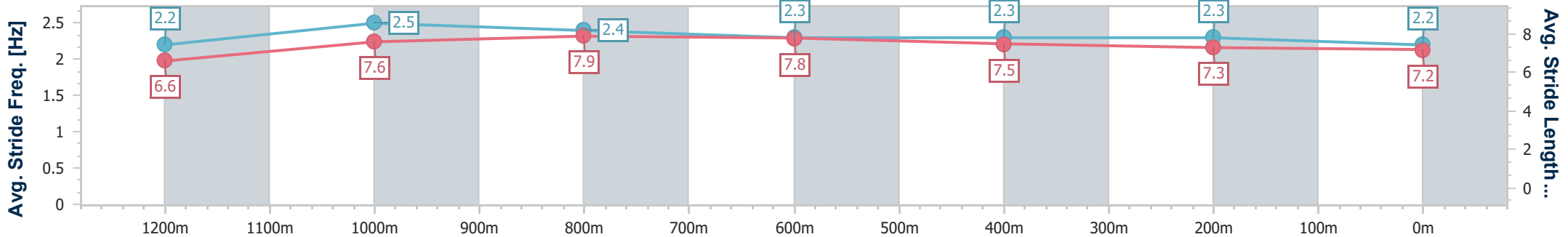
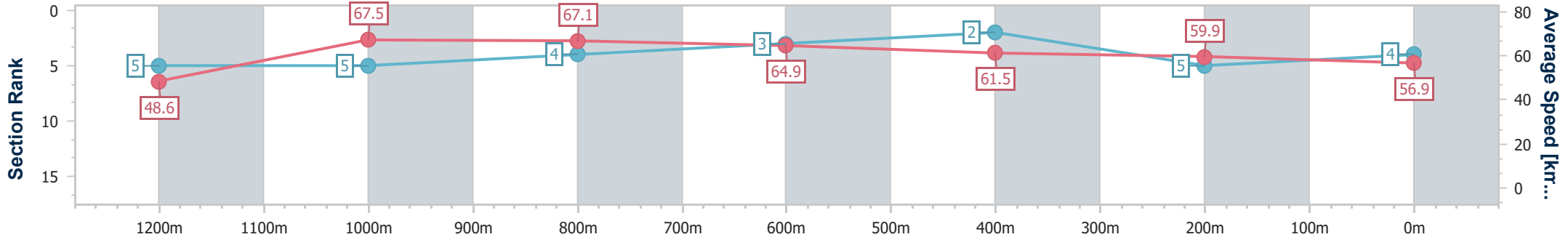
Mackay QLD Professional
Race 1: Sky Racing QTIS Three-Years-Old Maiden Handicap - 1300m



18 June 2024 - 12:54

Track Rating: Good 4, Weather: Fine, Rail Position: True

| Section | Overall | 1200m | 1000m | 800m | 600m | 400m | 200m |
|------------------------|--------------------------|--------------------------|--------------------------|--------------------------|--------------------------|--------------------------|--------------------------|
| Section Times | 1:16.54 [4] (0:07.42) | 1:09.12 [5] (0:10.72) | 0:58.40 [5] (0:10.82) | 0:47.58 [4] (0:11.09) | 0:36.49 [3] (0:11.80) | 0:24.69 [2] (0:12.04) | 0:12.65 [5] (0:12.65) |
| Average Speed [km/h] | 48.6 | 67.5 | 67.1 | 64.9 | 61.5 | 59.9 | 56.9 |
| Top Speed [km/h] | 64.7 | 68.5 | 67.9 | 66.6 | 63.4 | 60.8 | 58.8 |
| Avg. Dist. to Rail [m] | 6.8 | 2.4 | 2.2 | 1.8 | 0.6 | 2.4 | 3.4 |
| Avg. Stride Freq. [Hz] | 2.2 | 2.5 | 2.4 | 2.3 | 2.3 | 2.3 | 2.2 |
| Avg. Stride Length [m] | 6.6 | 7.6 | 7.9 | 7.8 | 7.5 | 7.3 | 7.2 |



- [] Ranking at each section and finish
- .-.- No data available at this section
- NA No data available



| | |
|--------------------------------|-------------------|
| Horse/Jockey Name | She'sgotaccess |
| Final Rank | 5 |
| Fastest Section Time (Section) | 0:07.33 (Overall) |
| Top Speed [km/h] (Section) | 68.9 (1000m) |
| Race State | Finished |



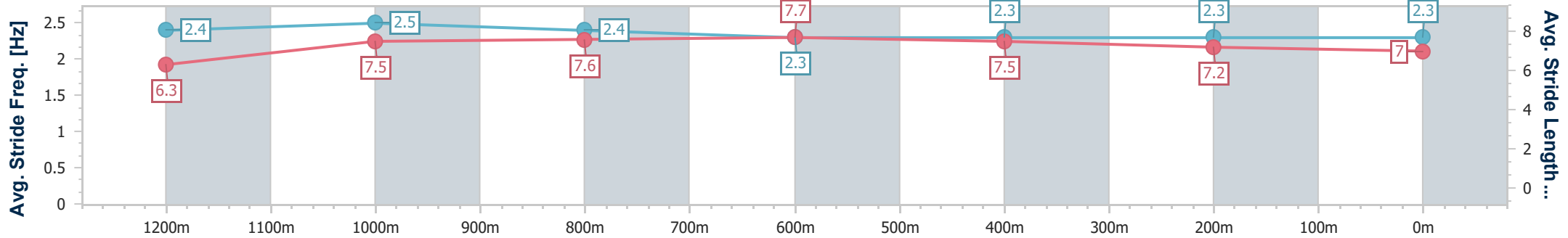
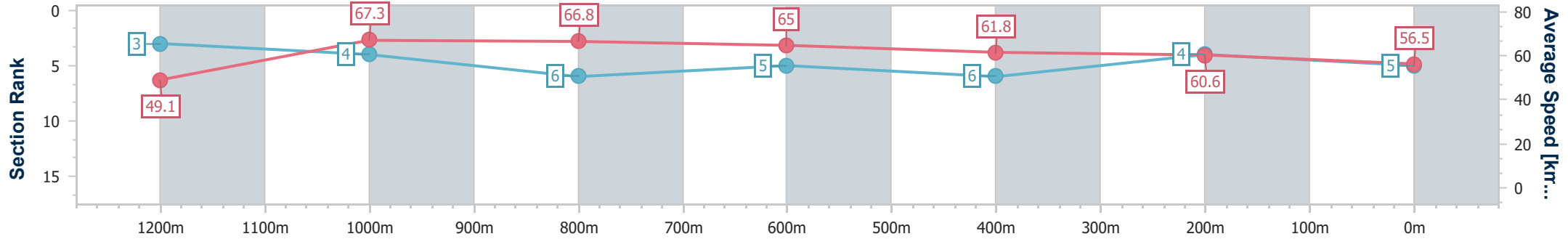
Mackay QLD Professional
Race 1: Sky Racing QTIS Three-Years-Old Maiden Handicap - 1300m



18 June 2024 - 12:54

Track Rating: Good 4, Weather: Fine, Rail Position: True

| Section | Overall | 1200m | 1000m | 800m | 600m | 400m | 200m |
|------------------------|--------------------------|--------------------------|--------------------------|--------------------------|--------------------------|--------------------------|--------------------------|
| Section Times | 1:16.59 [5] (0:07.33) | 1:09.26 [3] (0:10.80) | 0:58.46 [4] (0:10.89) | 0:47.57 [6] (0:11.15) | 0:36.42 [5] (0:11.74) | 0:24.68 [6] (0:11.93) | 0:12.75 [4] (0:12.75) |
| Average Speed [km/h] | 49.1 | 67.3 | 66.8 | 65.0 | 61.8 | 60.6 | 56.5 |
| Top Speed [km/h] | 64.7 | 67.7 | 68.9 | 67.2 | 62.7 | 61.9 | 59.8 |
| Avg. Dist. to Rail [m] | 9.7 | 4.2 | 3.5 | 2.4 | 1.1 | 4.4 | 4.2 |
| Avg. Stride Freq. [Hz] | 2.4 | 2.5 | 2.4 | 2.3 | 2.3 | 2.3 | 2.3 |
| Avg. Stride Length [m] | 6.3 | 7.5 | 7.6 | 7.7 | 7.5 | 7.2 | 7.0 |



- [] Ranking at each section and finish
- .-.- No data available at this section
- NA No data available



| | |
|--------------------------------|-------------------|
| Horse/Jockey Name | Moon Over Matilda |
| Final Rank | 6 |
| Fastest Section Time (Section) | 0:07.67 (Overall) |
| Top Speed [km/h] (Section) | 67.8 (1200m) |
| Race State | Finished |



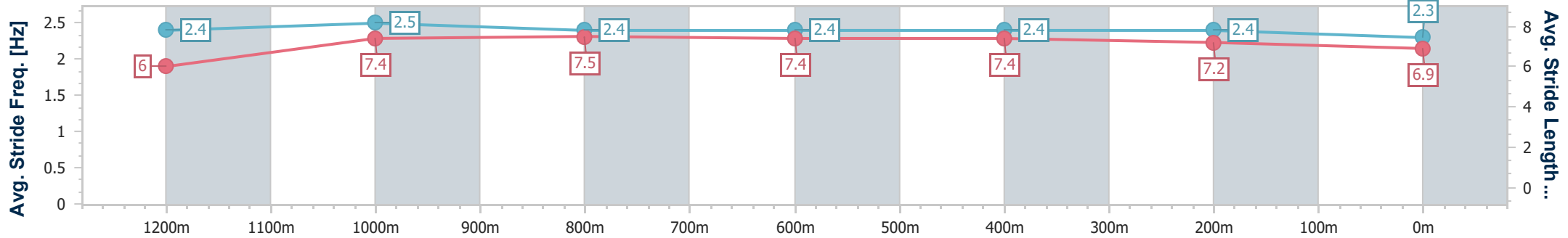
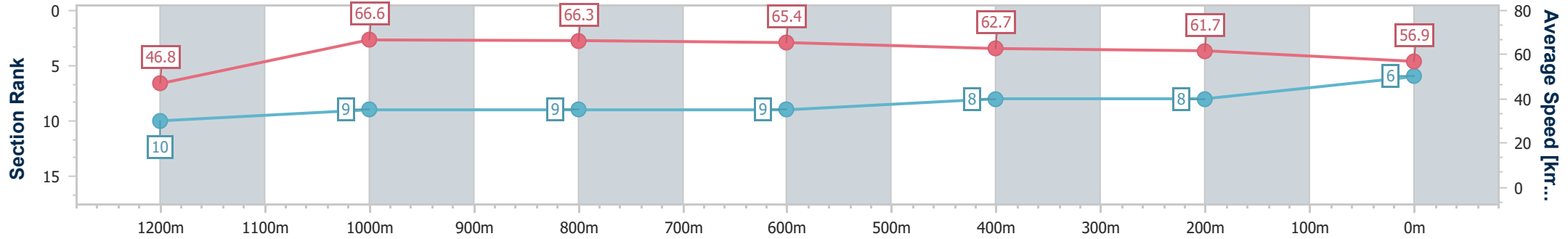
Mackay QLD Professional
Race 1: Sky Racing QTIS Three-Years-Old Maiden Handicap - 1300m

18 June 2024 - 12:54

Track Rating: Good 4, Weather: Fine, Rail Position: True



| Section | Overall | 1200m | 1000m | 800m | 600m | 400m | 200m |
|------------------------|--------------------------|---------------------------|--------------------------|--------------------------|--------------------------|--------------------------|--------------------------|
| Section Times | 1:16.70 [6] (0:07.67) | 1:09.03 [10] (0:10.87) | 0:58.16 [9] (0:10.98) | 0:47.18 [9] (0:11.04) | 0:36.14 [9] (0:11.74) | 0:24.40 [8] (0:11.80) | 0:12.60 [8] (0:12.60) |
| Average Speed [km/h] | 46.8 | 66.6 | 66.3 | 65.4 | 62.7 | 61.7 | 56.9 |
| Top Speed [km/h] | 63.2 | 67.8 | 66.6 | 66.5 | 64.4 | 63.0 | 60.4 |
| Avg. Dist. to Rail [m] | 9.8 | 3.7 | 2.6 | 2.0 | 2.8 | 6.8 | 7.5 |
| Avg. Stride Freq. [Hz] | 2.4 | 2.5 | 2.4 | 2.4 | 2.4 | 2.4 | 2.3 |
| Avg. Stride Length [m] | 6.0 | 7.4 | 7.5 | 7.4 | 7.4 | 7.2 | 6.9 |



- [] Ranking at each section and finish
- .-.- No data available at this section
- NA No data available



| | |
|--------------------------------|-------------------|
| Horse/Jockey Name | Spec Of Silver |
| Final Rank | 7 |
| Fastest Section Time (Section) | 0:07.31 (Overall) |
| Top Speed [km/h] (Section) | 69.8 (1200m) |
| Race State | Finished |



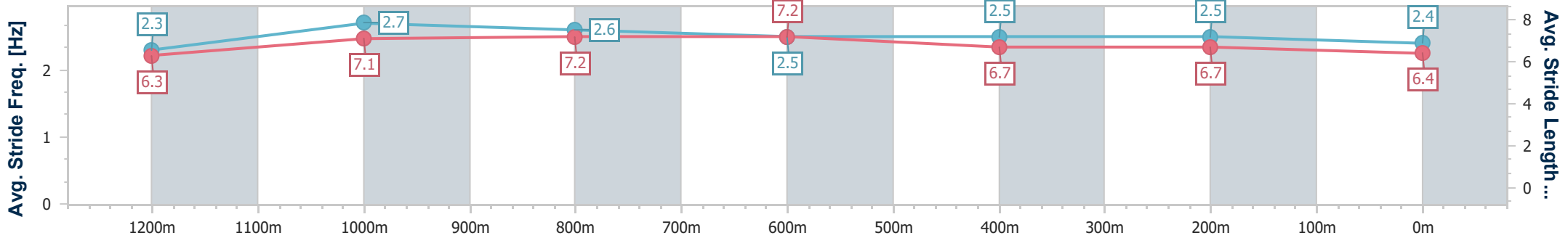
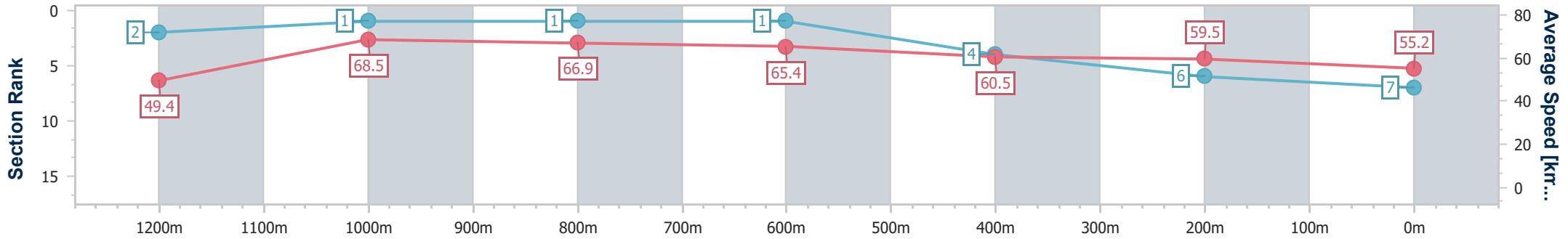
Mackay QLD Professional
Race 1: Sky Racing QTIS Three-Years-Old Maiden Handicap - 1300m



18 June 2024 - 12:54

Track Rating: Good 4, Weather: Fine, Rail Position: True

| Section | Overall | 1200m | 1000m | 800m | 600m | 400m | 200m |
|------------------------|--------------------------|--------------------------|--------------------------|--------------------------|--------------------------|--------------------------|--------------------------|
| Section Times | 1:16.97 [7] (0:07.31) | 1:09.66 [2] (0:10.55) | 0:59.11 [1] (0:10.85) | 0:48.26 [1] (0:11.15) | 0:37.11 [1] (0:12.02) | 0:25.09 [4] (0:12.04) | 0:13.05 [6] (0:13.05) |
| Average Speed [km/h] | 49.4 | 68.5 | 66.9 | 65.4 | 60.5 | 59.5 | 55.2 |
| Top Speed [km/h] | 66.1 | 69.8 | 68.4 | 67.2 | 62.2 | 60.9 | 59.4 |
| Avg. Dist. to Rail [m] | 8.5 | 3.1 | 3.0 | 2.8 | 1.8 | 1.3 | 0.5 |
| Avg. Stride Freq. [Hz] | 2.3 | 2.7 | 2.6 | 2.5 | 2.5 | 2.5 | 2.4 |
| Avg. Stride Length [m] | 6.3 | 7.1 | 7.2 | 7.2 | 6.7 | 6.7 | 6.4 |



- [] Ranking at each section and finish
- .-.- No data available at this section
- NA No data available



| | |
|--------------------------------|-------------------|
| Horse/Jockey Name | Dawson Drover |
| Final Rank | 8 |
| Fastest Section Time (Section) | 0:07.64 (Overall) |
| Top Speed [km/h] (Section) | 66.5 (1200m) |
| Race State | Finished |



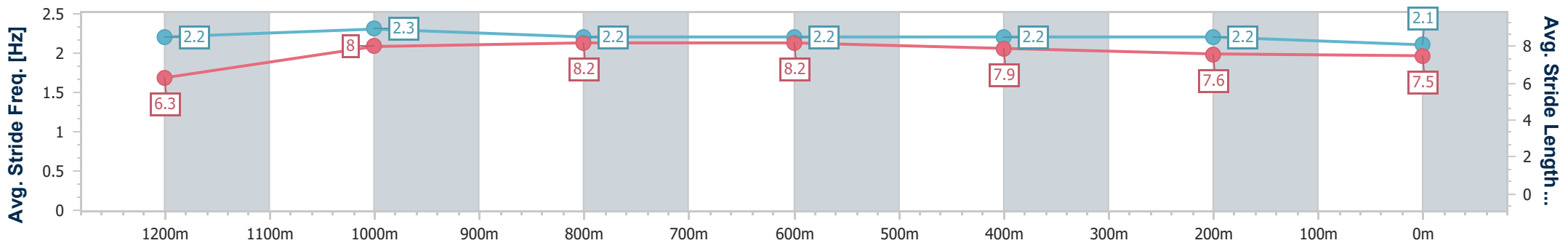
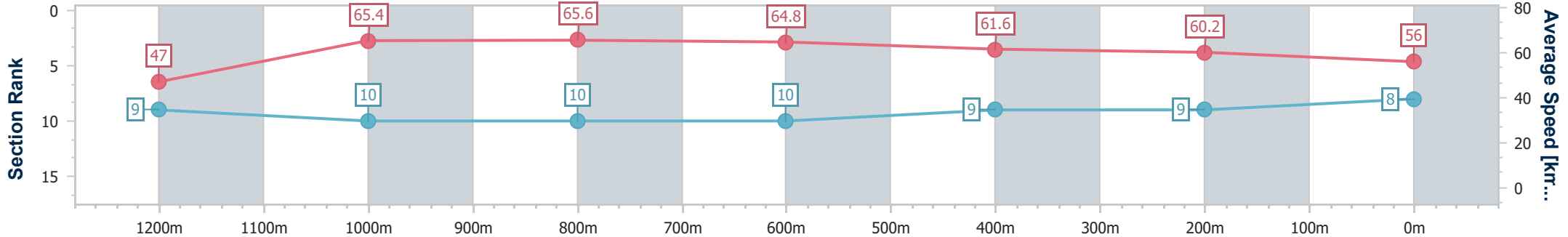
Mackay QLD Professional
Race 1: Sky Racing QTIS Three-Years-Old Maiden Handicap - 1300m



18 June 2024 - 12:54

Track Rating: Good 4, Weather: Fine, Rail Position: True

| Section | Overall | 1200m | 1000m | 800m | 600m | 400m | 200m |
|------------------------|--------------------------|--------------------------|---------------------------|---------------------------|---------------------------|--------------------------|--------------------------|
| Section Times | 1:17.11 [8] (0:07.64) | 1:09.47 [9] (0:11.03) | 0:58.44 [10] (0:11.02) | 0:47.42 [10] (0:11.12) | 0:36.30 [10] (0:11.53) | 0:24.77 [9] (0:11.92) | 0:12.85 [9] (0:12.85) |
| Average Speed [km/h] | 47.0 | 65.4 | 65.6 | 64.8 | 61.6 | 60.2 | 56.0 |
| Top Speed [km/h] | 61.3 | 66.5 | 65.9 | 65.9 | 63.0 | 61.7 | 60.0 |
| Avg. Dist. to Rail [m] | 4.4 | 1.7 | 1.6 | 1.0 | 1.7 | 0.8 | 1.0 |
| Avg. Stride Freq. [Hz] | 2.2 | 2.3 | 2.2 | 2.2 | 2.2 | 2.2 | 2.1 |
| Avg. Stride Length [m] | 6.3 | 8.0 | 8.2 | 8.2 | 7.9 | 7.6 | 7.5 |



- [] Ranking at each section and finish
- .-.- No data available at this section
- NA No data available



| | |
|--------------------------------|-------------------|
| Horse/Jockey Name | Flying Maple |
| Final Rank | 9 |
| Fastest Section Time (Section) | 0:07.41 (Overall) |
| Top Speed [km/h] (Section) | 70.3 (1000m) |
| Race State | Finished |



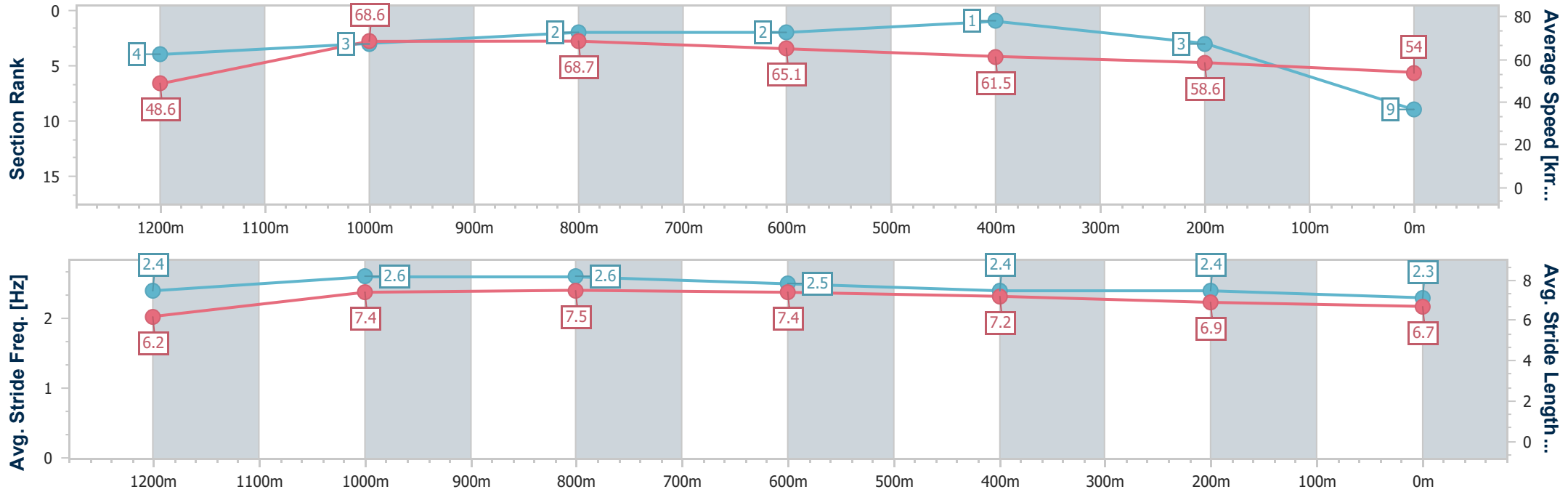
Mackay QLD Professional
Race 1: Sky Racing QTIS Three-Years-Old Maiden Handicap - 1300m



18 June 2024 - 12:54

Track Rating: Good 4, Weather: Fine, Rail Position: True

| Section | Overall | 1200m | 1000m | 800m | 600m | 400m | 200m |
|------------------------|--------------------------|--------------------------|--------------------------|--------------------------|--------------------------|--------------------------|--------------------------|
| Section Times | 1:17.18 [9] (0:07.41) | 1:09.77 [4] (0:10.69) | 0:59.08 [3] (0:10.66) | 0:48.42 [2] (0:11.13) | 0:37.29 [2] (0:11.71) | 0:25.58 [1] (0:12.23) | 0:13.35 [3] (0:13.35) |
| Average Speed [km/h] | 48.6 | 68.6 | 68.7 | 65.1 | 61.5 | 58.6 | 54.0 |
| Top Speed [km/h] | 63.3 | 70.3 | 70.3 | 67.1 | 63.1 | 60.7 | 56.6 |
| Avg. Dist. to Rail [m] | 15.0 | 9.6 | 6.1 | 2.9 | 0.5 | 1.6 | 2.0 |
| Avg. Stride Freq. [Hz] | 2.4 | 2.6 | 2.6 | 2.5 | 2.4 | 2.4 | 2.3 |
| Avg. Stride Length [m] | 6.2 | 7.4 | 7.5 | 7.4 | 7.2 | 6.9 | 6.7 |



- [] Ranking at each section and finish
- .-.- No data available at this section
- NA No data available



| | |
|--------------------------------|--------------------|
| Horse/Jockey Name | Mr Squiggle's Mate |
| Final Rank | 10 |
| Fastest Section Time (Section) | 0:07.47 (Overall) |
| Top Speed [km/h] (Section) | 69.0 (1000m) |
| Race State | Finished |



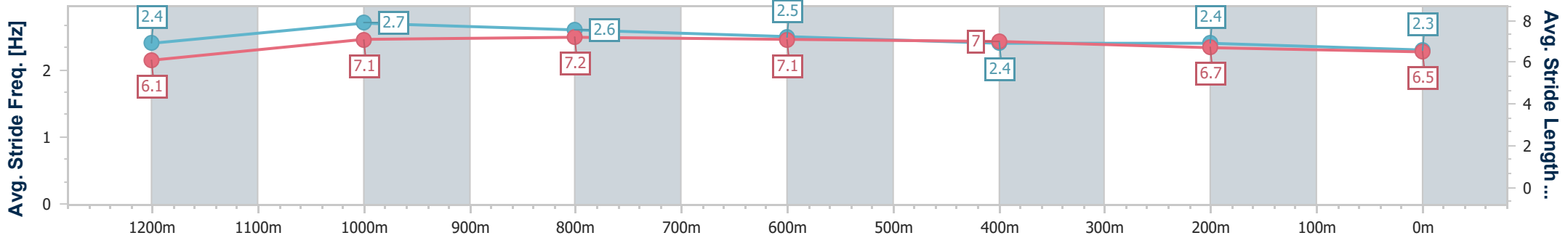
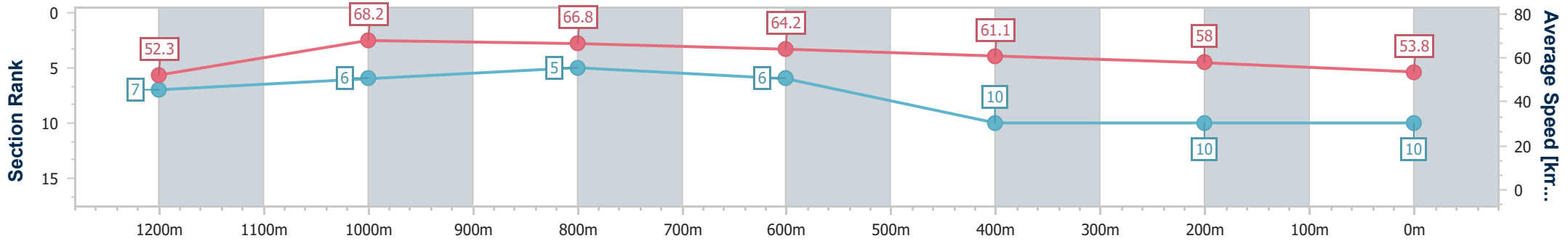
Mackay QLD Professional
Race 1: Sky Racing QTIS Three-Years-Old Maiden Handicap - 1300m



18 June 2024 - 12:54

Track Rating: Good 4, Weather: Fine, Rail Position: True

| Section | Overall | 1200m | 1000m | 800m | 600m | 400m | 200m |
|------------------------|---------------------------|--------------------------|--------------------------|--------------------------|--------------------------|---------------------------|---------------------------|
| Section Times | 1:18.34 [10] (0:07.47) | 1:10.87 [7] (0:10.67) | 1:00.20 [6] (0:10.87) | 0:49.33 [5] (0:11.29) | 0:38.04 [6] (0:12.06) | 0:25.98 [10] (0:12.45) | 0:13.53 [10] (0:13.53) |
| Average Speed [km/h] | 52.3 | 68.2 | 66.8 | 64.2 | 61.1 | 58.0 | 53.8 |
| Top Speed [km/h] | 52.5 | 68.9 | 69.0 | 67.8 | 65.0 | 60.8 | 58.6 |
| Avg. Dist. to Rail [m] | 12.3 | 5.9 | 3.3 | 3.3 | 1.9 | 4.2 | 6.3 |
| Avg. Stride Freq. [Hz] | 2.4 | 2.7 | 2.6 | 2.5 | 2.4 | 2.4 | 2.3 |
| Avg. Stride Length [m] | 6.1 | 7.1 | 7.2 | 7.1 | 7.0 | 6.7 | 6.5 |



- [] Ranking at each section and finish
- .-.- No data available at this section
- NA No data available



| | |
|--------------------------------|-------------------|
| Horse/Jockey Name | Piccanniny Dancer |
| Final Rank | 11 |
| Fastest Section Time (Section) | 0:07.85 (Overall) |
| Top Speed [km/h] (Section) | 66.0 (1000m) |
| Race State | Finished |



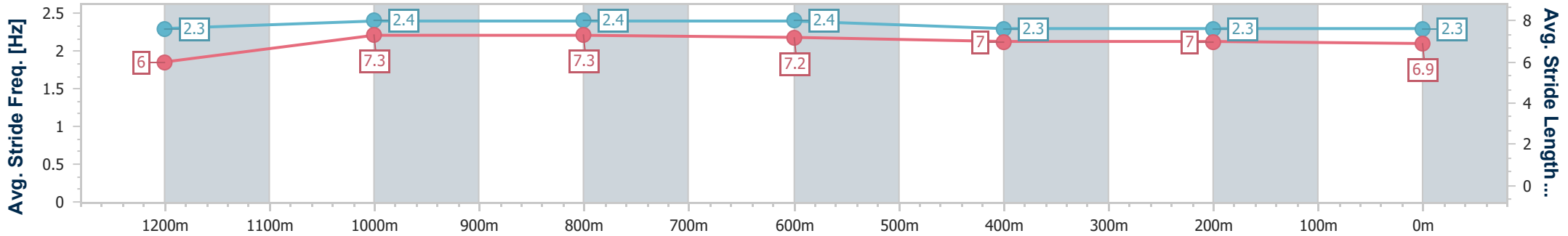
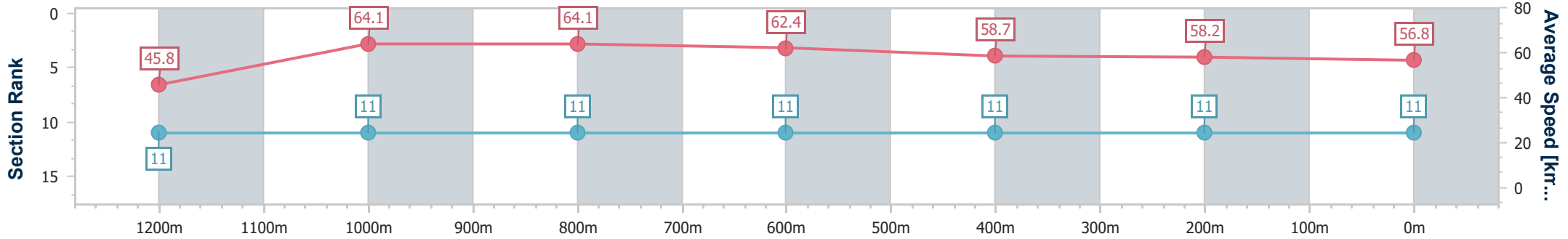
Mackay QLD Professional
Race 1: Sky Racing QTIS Three-Years-Old Maiden Handicap - 1300m



18 June 2024 - 12:54

Track Rating: Good 4, Weather: Fine, Rail Position: True

| Section | Overall | 1200m | 1000m | 800m | 600m | 400m | 200m |
|------------------------|---------------------------|---------------------------|---------------------------|---------------------------|---------------------------|---------------------------|---------------------------|
| Section Times | 1:18.69 [11] (0:07.85) | 1:10.84 [11] (0:11.27) | 0:59.57 [11] (0:11.28) | 0:48.29 [11] (0:11.42) | 0:36.87 [11] (0:11.87) | 0:25.00 [11] (0:12.33) | 0:12.67 [11] (0:12.67) |
| Average Speed [km/h] | 45.8 | 64.1 | 64.1 | 62.4 | 58.7 | 58.2 | 56.8 |
| Top Speed [km/h] | 59.8 | 65.7 | 66.0 | 63.8 | 60.6 | 58.7 | 59.2 |
| Avg. Dist. to Rail [m] | 4.5 | 1.8 | 1.4 | 1.5 | 4.2 | 1.5 | 2.0 |
| Avg. Stride Freq. [Hz] | 2.3 | 2.4 | 2.4 | 2.4 | 2.3 | 2.3 | 2.3 |
| Avg. Stride Length [m] | 6.0 | 7.3 | 7.3 | 7.2 | 7.0 | 7.0 | 6.9 |



- [] Ranking at each section and finish
- .-.- No data available at this section
- NA No data available



Mackay QLD Professional

Race 2: Ladbroke It ! BM70 Handicap - 1560m

18 June 2024 - 13:28



MACKAY TURF CLUB
Ooralea Racecourse

Track Rating: Good 4, Weather: Fine, Rail Position: True

| Section | Field Times | Overall | 1400m | 1200m | 1000m | 800m | 600m | 400m | Last 600m | | | | |
|---------|---|----------------------|----------------------|----------------------|--------------------------|--------------------------|--------------------------|--------------------------|--------------------------|--------------------------|--------------------------|---------|----|
| | | 1:33.88 (0:11.50) | 1:22.38 (0:11.60) | 1:10.78 (0:11.89) | 0:58.89 (0:11.98) | 0:46.91 (0:11.89) | 0:35.02 (0:11.66) | 0:23.36 (0:11.53) | 0:35.02 | | | | |
| Rank | TAB Horse/Jockey | Barrier | Top Speed [km/h] | Fastest Section | Distance Travelled [m] | | | | | | | | |
| 1 | 4 ACROPHOBIC Justin Stanley | 3 | 64.3 400m | 0:11.34 400m | 1:33.88 [1] (0:11.70) | 1:22.18 [4] (0:11.80) | 1:10.38 [4] (0:11.88) | 0:58.50 [4] (0:11.95) | 0:46.55 [4] (0:11.85) | 0:34.70 [3] (0:11.55) | 0:23.15 [3] (0:11.34) | 0:34.70 | |
| 2 | 8 I SAY BOOM Ron Stewart | 8 | 65.2 400m | 0:11.20 400m | 1:33.95 [2] (0:12.05) | 1:21.90 [7] (0:12.21) | 1:09.69 [7] (0:11.77) | 0:57.92 [7] (0:11.94) | 0:45.98 [7] (0:11.72) | 0:34.26 [7] (0:11.48) | 0:22.78 [6] (0:11.20) | 0:34.26 | +0 |
| 3 | 2 JETSKI Ashley Butler | 7 | 65.0 400m | 0:11.22 400m | 1:34.06 [3] (0:11.92) | 1:22.14 [6] (0:11.93) | 1:10.21 [6] (0:11.90) | 0:58.31 [6] (0:11.90) | 0:46.41 [6] (0:11.75) | 0:34.66 [5] (0:11.54) | 0:23.12 [5] (0:11.22) | 0:34.66 | -1 |
| 4 | 7 MURRAJONG ROAD Jake Bayliss | 1 | 64.6 400m | 0:11.44 400m | 1:34.09 [4] (0:11.65) | 1:22.44 [3] (0:11.79) | 1:10.65 [3] (0:11.92) | 0:58.73 [3] (0:11.97) | 0:46.76 [3] (0:11.86) | 0:34.90 [4] (0:11.58) | 0:23.32 [4] (0:11.44) | 0:34.90 | -6 |
| 5 | 1 CASHIN' CHEX Jackson Murphy | 2 | 64.8 400m | 0:11.24 400m | 1:34.24 [5] (0:11.86) | 1:22.38 [5] (0:11.87) | 1:10.51 [5] (0:11.88) | 0:58.63 [5] (0:11.95) | 0:46.68 [5] (0:11.89) | 0:34.79 [6] (0:11.78) | 0:23.01 [7] (0:11.24) | 0:34.79 | -4 |
| 6 | 3 CLASS OF ROYALTY Georgina Cartwright | 5 | 63.7 400m | 0:11.50 Overall | 1:34.31 [6] (0:11.50) | 1:22.81 [1] (0:11.74) | 1:11.07 [2] (0:11.91) | 0:59.16 [2] (0:11.98) | 0:47.18 [2] (0:11.87) | 0:35.31 [2] (0:11.52) | 0:23.79 [1] (0:11.53) | 0:35.31 | +0 |
| 7 | 6 SUCH A WHIT Zac Sprie | 6 | 65.8 400m | 0:11.15 400m | 1:34.34 [7] (0:12.19) | 1:22.15 [8] (0:12.10) | 1:10.05 [8] (0:11.79) | 0:58.26 [8] (0:11.92) | 0:46.34 [8] (0:11.77) | 0:34.57 [8] (0:11.75) | 0:22.82 [8] (0:11.15) | 0:34.57 | -6 |
| 8 | 5 CASTILE Chelsea Jokic | 4 | 63.7 1400m | 0:11.51 Overall | 1:34.39 [8] (0:11.51) | 1:22.88 [2] (0:11.59) | 1:11.29 [1] (0:11.89) | 0:59.40 [1] (0:11.98) | 0:47.42 [1] (0:11.89) | 0:35.53 [1] (0:11.68) | 0:23.85 [2] (0:11.53) | 0:35.53 | -5 |

[] Ranking at each section and finish
 -:-:- No data available at this section
 NA No data available

SCN Saddle cloth number
 DNF Did not finish
 DNT Did not track

Mackay QLD Professional

Race 2: Ladbroke It ! BM70 Handicap - 1560m

18 June 2024 - 13:28



MACKAY TURF CLUB
Ooralea Racecourse

Track Rating: Good 4, Weather: Fine, Rail Position: True

| Section | | | | 200m | | | | Last 600m | |
|-------------|-----|--|---------|----------------------|--------------------|--------------------------|---------|-----------|------------------------|
| Field Times | | | | 0:11.83 (0:11.83) | | | | 0:35.02 | |
| Rank | TAB | Horse/Jockey | Barrier | Top Speed [km/h] | Fastest Section | Margin | | | Distance Travelled [m] |
| 1 | 4 | ACROPHOBIC Justin Stanley | 3 | 64.3 400m | 0:11.34 400m | 0:11.81 [2] (0:11.81) | 1:33.88 | | 0:34.70 |
| 2 | 8 | I SAY BOOM Ron Stewart | 8 | 65.2 400m | 0:11.20 400m | 0:11.58 [6] (0:11.58) | 0.41L | | 0:34.26 +0 |
| 3 | 2 | JETSKI Ashley Butler | 7 | 65.0 400m | 0:11.22 400m | 0:11.90 [4] (0:11.90) | 1.03L | | 0:34.66 -1 |
| 4 | 7 | MURRAJONG ROAD Jake Bayliss | 1 | 64.6 400m | 0:11.44 400m | 0:11.88 [5] (0:11.88) | 1.24L | | 0:34.90 -6 |
| 5 | 1 | CASHIN' CHEX Jackson Murphy | 2 | 64.8 400m | 0:11.24 400m | 0:11.77 [7] (0:11.77) | 2.12L | | 0:34.79 -4 |
| 6 | 3 | CLASS OF ROYALTY Georgina Cartwright | 5 | 63.7 400m | 0:11.50 Overall | 0:12.26 [1] (0:12.26) | 2.49L | | 0:35.31 +0 |
| 7 | 6 | SUCH A WHIT Zac Sprie | 6 | 65.8 400m | 0:11.15 400m | 0:11.67 [8] (0:11.67) | 2.71L | | 0:34.57 -6 |
| 8 | 5 | CASTILE Chelsea Jokic | 4 | 63.7 1400m | 0:11.51 Overall | 0:12.32 [2] (0:12.32) | 2.98L | | 0:35.53 -5 |



| | |
|--------------------------------|----------------|
| Horse/Jockey Name | Acrophobic |
| Final Rank | 1 |
| Fastest Section Time (Section) | 0:11.34 (400m) |
| Top Speed [km/h] (Section) | 64.3 (400m) |
| Race State | Finished |



Mackay QLD Professional

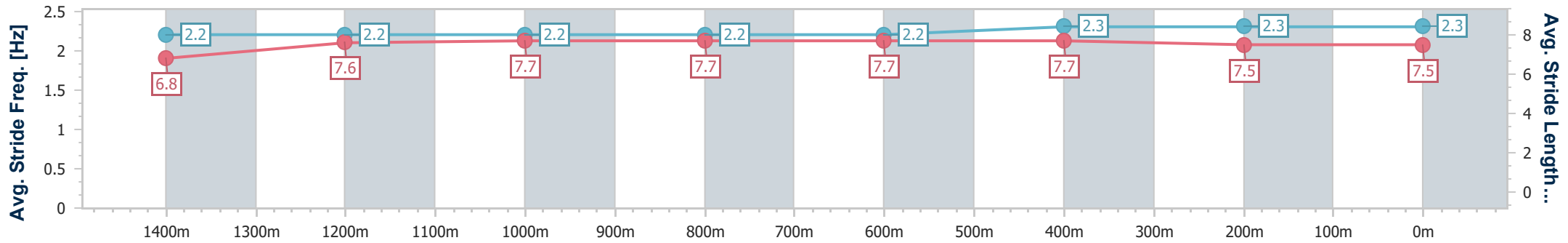
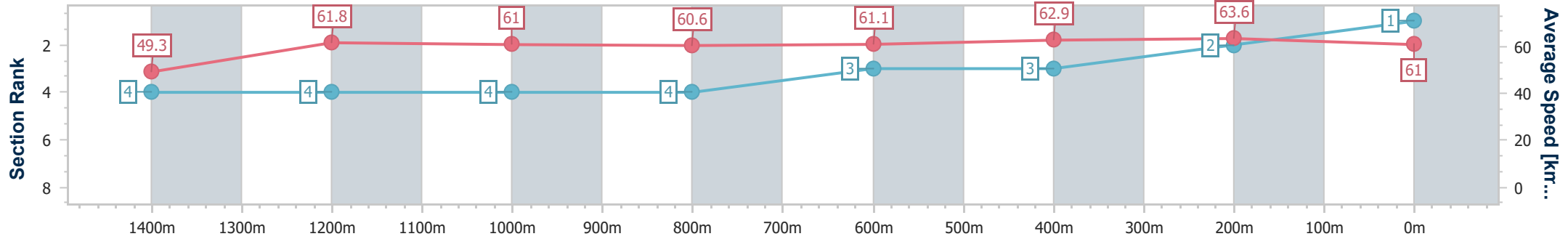
Race 2: Ladbroke It ! BM70 Handicap - 1560m

18 June 2024 - 13:28

Track Rating: Good 4, Weather: Fine, Rail Position: True



| Section | Overall | 1400m | 1200m | 1000m | 800m | 600m | 400m | 200m |
|------------------------|--------------------------|--------------------------|--------------------------|--------------------------|--------------------------|--------------------------|--------------------------|--------------------------|
| Section Times | 1:33.88 [1] (0:11.70) | 1:22.18 [4] (0:11.80) | 1:10.38 [4] (0:11.88) | 0:58.50 [4] (0:11.95) | 0:46.55 [4] (0:11.85) | 0:34.70 [3] (0:11.55) | 0:23.15 [3] (0:11.34) | 0:11.81 [2] (0:11.81) |
| Average Speed [km/h] | 49.3 | 61.8 | 61.0 | 60.6 | 61.1 | 62.9 | 63.6 | 61.0 |
| Top Speed [km/h] | 60.5 | 62.5 | 62.4 | 61.3 | 61.8 | 64.1 | 64.3 | 63.6 |
| Avg. Dist. to Rail [m] | 5.7 | 3.0 | 2.5 | 2.2 | 1.8 | 1.3 | 3.2 | 3.6 |
| Avg. Stride Freq. [Hz] | 2.2 | 2.2 | 2.2 | 2.2 | 2.2 | 2.3 | 2.3 | 2.3 |
| Avg. Stride Length [m] | 6.8 | 7.6 | 7.7 | 7.7 | 7.7 | 7.7 | 7.5 | 7.5 |



- [] Ranking at each section and finish
- .-.- No data available at this section
- NA No data available



| | |
|--------------------------------|----------------|
| Horse/Jockey Name | I Say Boom |
| Final Rank | 2 |
| Fastest Section Time (Section) | 0:11.20 (400m) |
| Top Speed [km/h] (Section) | 65.2 (400m) |
| Race State | Finished |



Mackay QLD Professional

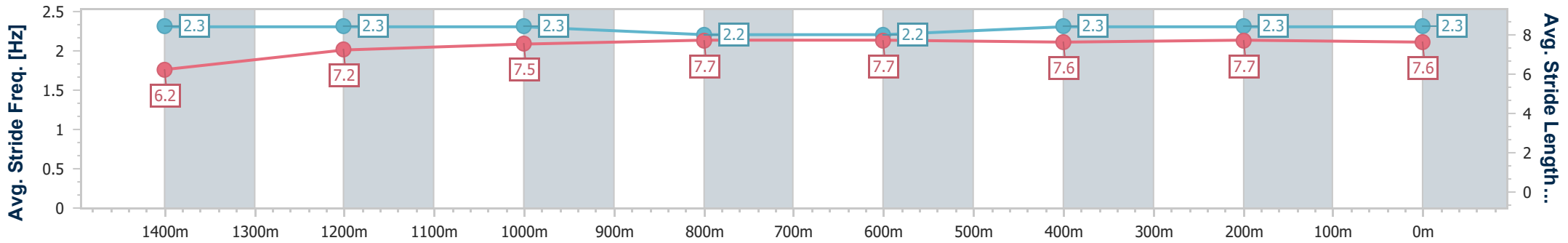
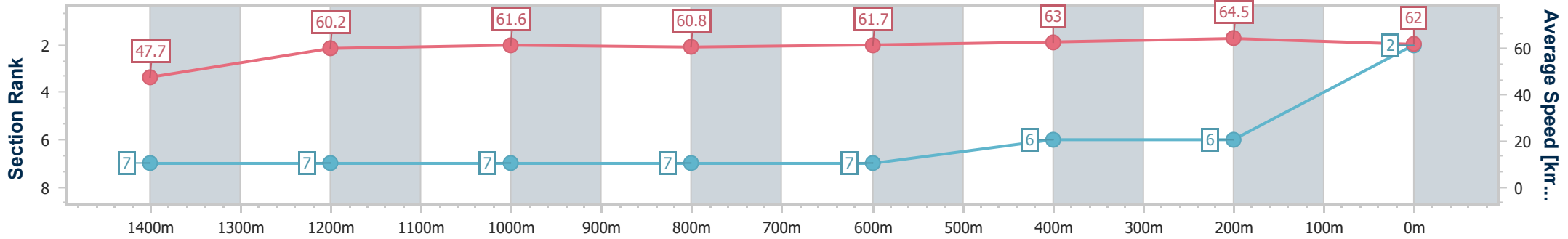
Race 2: Ladbroke It ! BM70 Handicap - 1560m

18 June 2024 - 13:28

Track Rating: Good 4, Weather: Fine, Rail Position: True



| Section | Overall | 1400m | 1200m | 1000m | 800m | 600m | 400m | 200m |
|------------------------|--------------------------|--------------------------|--------------------------|--------------------------|--------------------------|--------------------------|--------------------------|--------------------------|
| Section Times | 1:33.95 [2] (0:12.05) | 1:21.90 [7] (0:12.21) | 1:09.69 [7] (0:11.77) | 0:57.92 [7] (0:11.94) | 0:45.98 [7] (0:11.72) | 0:34.26 [7] (0:11.48) | 0:22.78 [6] (0:11.20) | 0:11.58 [6] (0:11.58) |
| Average Speed [km/h] | 47.7 | 60.2 | 61.6 | 60.8 | 61.7 | 63.0 | 64.5 | 62.0 |
| Top Speed [km/h] | 57.7 | 60.6 | 62.6 | 61.9 | 62.4 | 64.7 | 65.2 | 64.0 |
| Avg. Dist. to Rail [m] | 11.2 | 3.9 | 3.4 | 2.6 | 1.5 | 0.5 | 4.1 | 6.9 |
| Avg. Stride Freq. [Hz] | 2.3 | 2.3 | 2.3 | 2.2 | 2.2 | 2.3 | 2.3 | 2.3 |
| Avg. Stride Length [m] | 6.2 | 7.2 | 7.5 | 7.7 | 7.7 | 7.6 | 7.7 | 7.6 |



- [] Ranking at each section and finish
- .-.- No data available at this section
- NA No data available



| | |
|--------------------------------|----------------|
| Horse/Jockey Name | Jetski |
| Final Rank | 3 |
| Fastest Section Time (Section) | 0:11.22 (400m) |
| Top Speed [km/h] (Section) | 65.0 (400m) |
| Race State | Finished |



Mackay QLD Professional

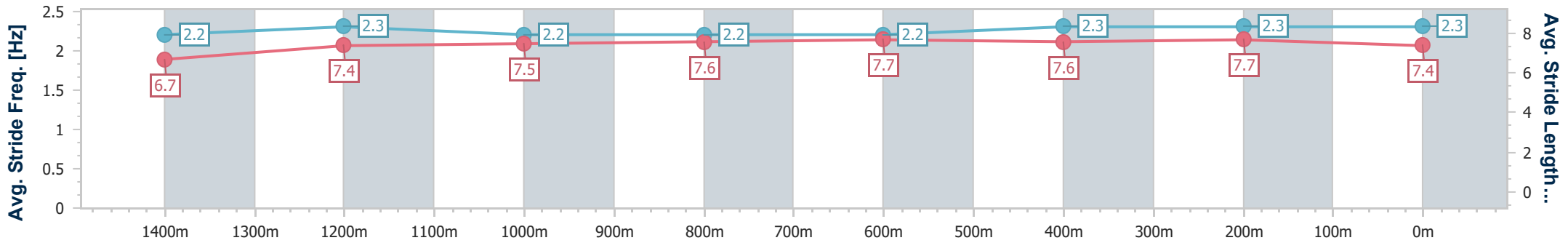
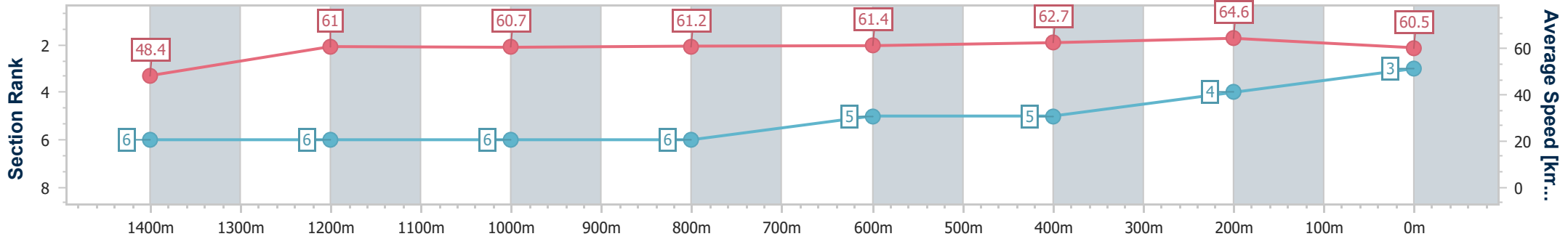
Race 2: Ladbroke It ! BM70 Handicap - 1560m

18 June 2024 - 13:28

Track Rating: Good 4, Weather: Fine, Rail Position: True



| Section | Overall | 1400m | 1200m | 1000m | 800m | 600m | 400m | 200m |
|------------------------|--------------------------|--------------------------|--------------------------|--------------------------|--------------------------|--------------------------|--------------------------|--------------------------|
| Section Times | 1:34.06 [3] (0:11.92) | 1:22.14 [6] (0:11.93) | 1:10.21 [6] (0:11.90) | 0:58.31 [6] (0:11.90) | 0:46.41 [6] (0:11.75) | 0:34.66 [5] (0:11.54) | 0:23.12 [5] (0:11.22) | 0:11.90 [4] (0:11.90) |
| Average Speed [km/h] | 48.4 | 61.0 | 60.7 | 61.2 | 61.4 | 62.7 | 64.6 | 60.5 |
| Top Speed [km/h] | 59.0 | 61.7 | 61.8 | 61.8 | 62.1 | 64.6 | 65.0 | 64.3 |
| Avg. Dist. to Rail [m] | 8.5 | 2.2 | 3.0 | 3.0 | 1.6 | 0.7 | 3.4 | 6.3 |
| Avg. Stride Freq. [Hz] | 2.2 | 2.3 | 2.2 | 2.2 | 2.2 | 2.3 | 2.3 | 2.3 |
| Avg. Stride Length [m] | 6.7 | 7.4 | 7.5 | 7.6 | 7.7 | 7.6 | 7.7 | 7.4 |



- [] Ranking at each section and finish
- .-.-.- No data available at this section
- NA No data available



| | |
|--------------------------------|----------------|
| Horse/Jockey Name | Murrajong Road |
| Final Rank | 4 |
| Fastest Section Time (Section) | 0:11.44 (400m) |
| Top Speed [km/h] (Section) | 64.6 (400m) |
| Race State | Finished |



Mackay QLD Professional

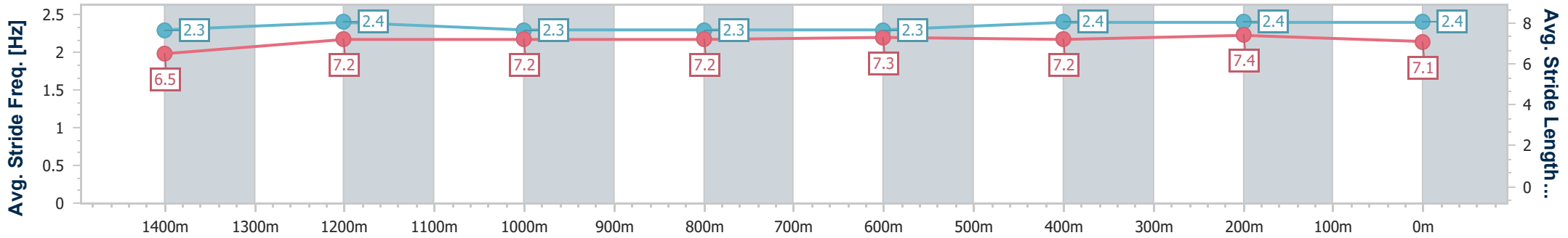
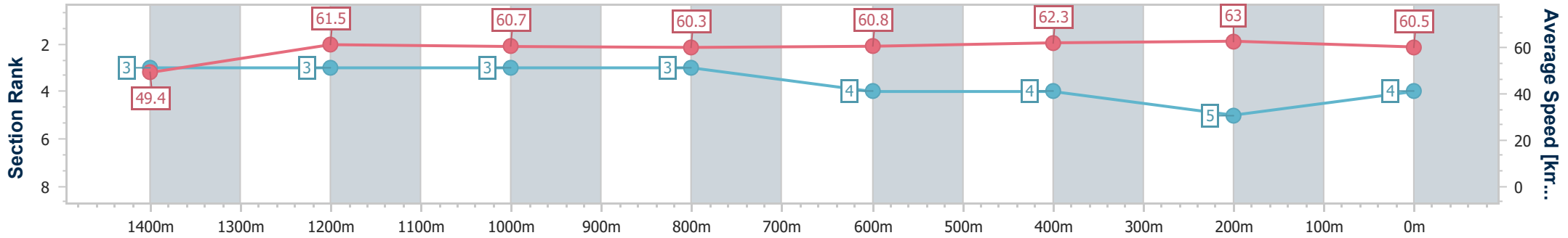
Race 2: Ladbroke It ! BM70 Handicap - 1560m

18 June 2024 - 13:28

Track Rating: Good 4, Weather: Fine, Rail Position: True



| Section | Overall | 1400m | 1200m | 1000m | 800m | 600m | 400m | 200m |
|------------------------|--------------------------|--------------------------|--------------------------|--------------------------|--------------------------|--------------------------|--------------------------|--------------------------|
| Section Times | 1:34.09 [4] (0:11.65) | 1:22.44 [3] (0:11.79) | 1:10.65 [3] (0:11.92) | 0:58.73 [3] (0:11.97) | 0:46.76 [3] (0:11.86) | 0:34.90 [4] (0:11.58) | 0:23.32 [4] (0:11.44) | 0:11.88 [5] (0:11.88) |
| Average Speed [km/h] | 49.4 | 61.5 | 60.7 | 60.3 | 60.8 | 62.3 | 63.0 | 60.5 |
| Top Speed [km/h] | 61.2 | 62.9 | 62.9 | 61.0 | 61.4 | 64.1 | 64.6 | 63.0 |
| Avg. Dist. to Rail [m] | 4.1 | 1.4 | 1.6 | 1.3 | 1.1 | 0.2 | 1.2 | 3.3 |
| Avg. Stride Freq. [Hz] | 2.3 | 2.4 | 2.3 | 2.3 | 2.3 | 2.4 | 2.4 | 2.4 |
| Avg. Stride Length [m] | 6.5 | 7.2 | 7.2 | 7.2 | 7.3 | 7.2 | 7.4 | 7.1 |



- [] Ranking at each section and finish
- .-.- No data available at this section
- NA No data available



| | |
|--------------------------------|----------------|
| Horse/Jockey Name | Cashin' Chex |
| Final Rank | 5 |
| Fastest Section Time (Section) | 0:11.24 (400m) |
| Top Speed [km/h] (Section) | 64.8 (400m) |
| Race State | Finished |



Mackay QLD Professional

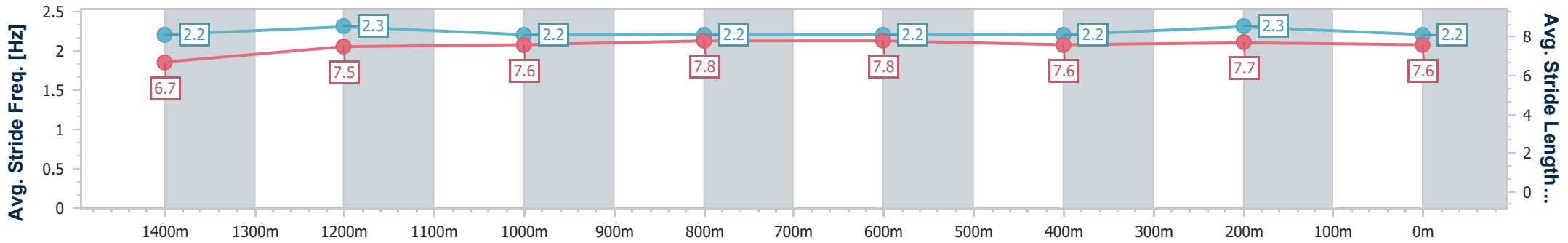
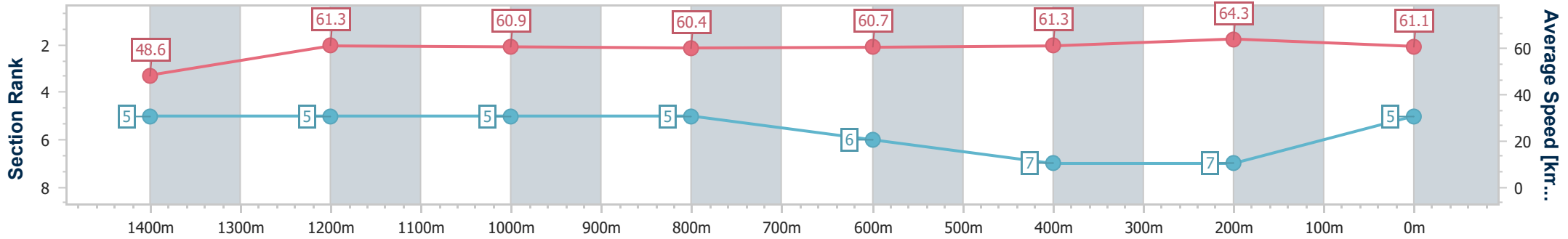
Race 2: Ladbroke It ! BM70 Handicap - 1560m

18 June 2024 - 13:28

Track Rating: Good 4, Weather: Fine, Rail Position: True



| Section | Overall | 1400m | 1200m | 1000m | 800m | 600m | 400m | 200m |
|------------------------|--------------------------|--------------------------|--------------------------|--------------------------|--------------------------|--------------------------|--------------------------|--------------------------|
| Section Times | 1:34.24 [5] (0:11.86) | 1:22.38 [5] (0:11.87) | 1:10.51 [5] (0:11.88) | 0:58.63 [5] (0:11.95) | 0:46.68 [5] (0:11.89) | 0:34.79 [6] (0:11.78) | 0:23.01 [7] (0:11.24) | 0:11.77 [7] (0:11.77) |
| Average Speed [km/h] | 48.6 | 61.3 | 60.9 | 60.4 | 60.7 | 61.3 | 64.3 | 61.1 |
| Top Speed [km/h] | 61.0 | 61.8 | 61.6 | 60.9 | 61.2 | 63.0 | 64.8 | 64.0 |
| Avg. Dist. to Rail [m] | 4.5 | 2.0 | 1.6 | 1.3 | 0.9 | 0.7 | 2.3 | 5.0 |
| Avg. Stride Freq. [Hz] | 2.2 | 2.3 | 2.2 | 2.2 | 2.2 | 2.2 | 2.3 | 2.2 |
| Avg. Stride Length [m] | 6.7 | 7.5 | 7.6 | 7.8 | 7.8 | 7.6 | 7.7 | 7.6 |



- [] Ranking at each section and finish
- .-.- No data available at this section
- NA No data available



| | |
|--------------------------------|-------------------|
| Horse/Jockey Name | Class Of Royalty |
| Final Rank | 6 |
| Fastest Section Time (Section) | 0:11.50 (Overall) |
| Top Speed [km/h] (Section) | 63.7 (400m) |
| Race State | Finished |



Mackay QLD Professional

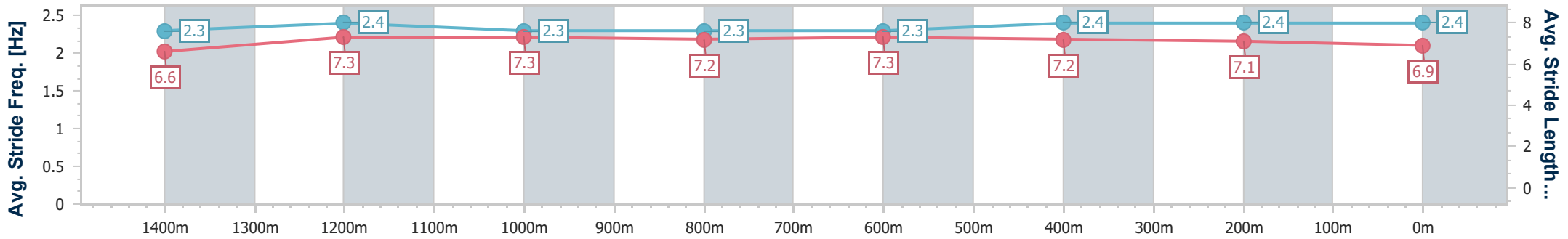
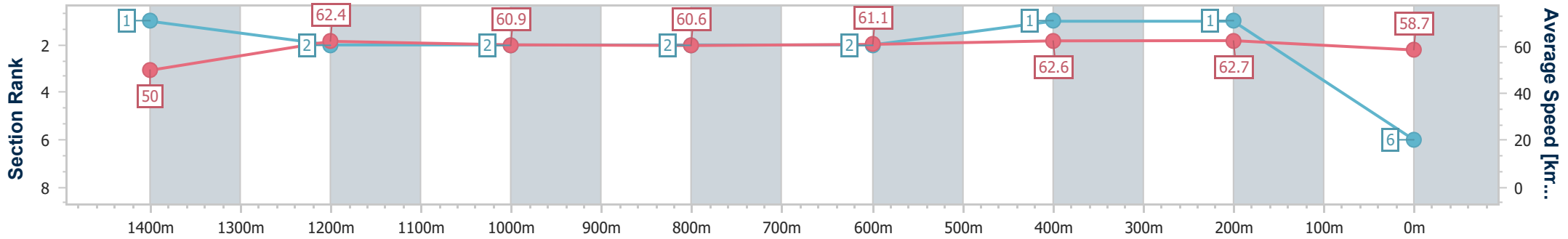
Race 2: Ladbroke It ! BM70 Handicap - 1560m

18 June 2024 - 13:28

Track Rating: Good 4, Weather: Fine, Rail Position: True



| Section | Overall | 1400m | 1200m | 1000m | 800m | 600m | 400m | 200m |
|------------------------|--------------------------|--------------------------|--------------------------|--------------------------|--------------------------|--------------------------|--------------------------|--------------------------|
| Section Times | 1:34.31 [6] (0:11.50) | 1:22.81 [1] (0:11.74) | 1:11.07 [2] (0:11.91) | 0:59.16 [2] (0:11.98) | 0:47.18 [2] (0:11.87) | 0:35.31 [2] (0:11.52) | 0:23.79 [1] (0:11.53) | 0:12.26 [1] (0:12.26) |
| Average Speed [km/h] | 50.0 | 62.4 | 60.9 | 60.6 | 61.1 | 62.6 | 62.7 | 58.7 |
| Top Speed [km/h] | 63.0 | 63.2 | 61.8 | 61.3 | 61.8 | 63.6 | 63.7 | 61.4 |
| Avg. Dist. to Rail [m] | 7.7 | 3.9 | 2.9 | 3.0 | 1.9 | 0.5 | 1.3 | 1.8 |
| Avg. Stride Freq. [Hz] | 2.3 | 2.4 | 2.3 | 2.3 | 2.3 | 2.4 | 2.4 | 2.4 |
| Avg. Stride Length [m] | 6.6 | 7.3 | 7.3 | 7.2 | 7.3 | 7.2 | 7.1 | 6.9 |



- [] Ranking at each section and finish
- .-.- No data available at this section
- NA No data available



| | |
|--------------------------------|----------------|
| Horse/Jockey Name | Such A Whit |
| Final Rank | 7 |
| Fastest Section Time (Section) | 0:11.15 (400m) |
| Top Speed [km/h] (Section) | 65.8 (400m) |
| Race State | Finished |



Mackay QLD Professional

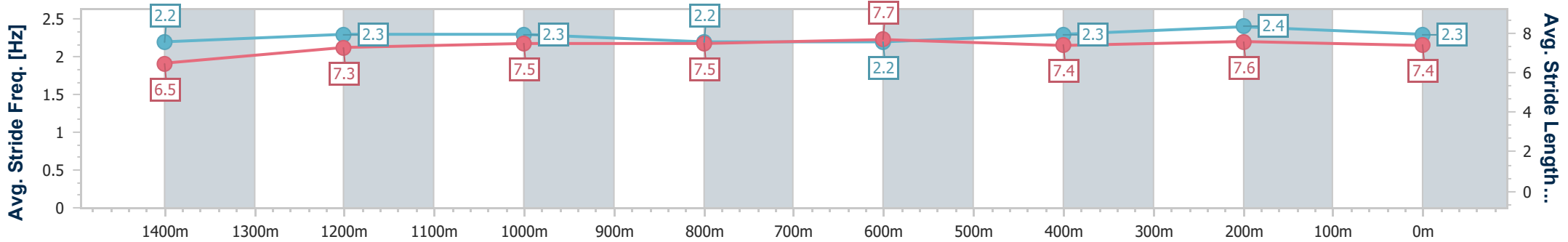
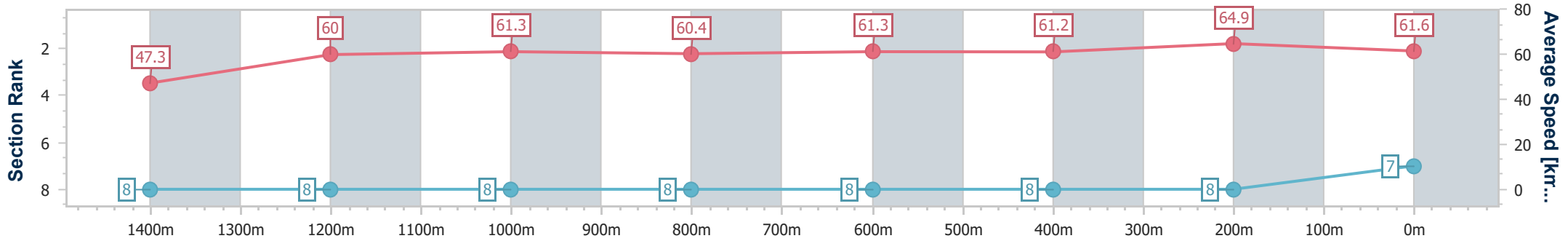
Race 2: Ladbroke It ! BM70 Handicap - 1560m

18 June 2024 - 13:28

Track Rating: Good 4, Weather: Fine, Rail Position: True



| Section | Overall | 1400m | 1200m | 1000m | 800m | 600m | 400m | 200m |
|------------------------|--------------------------|--------------------------|--------------------------|--------------------------|--------------------------|--------------------------|--------------------------|--------------------------|
| Section Times | 1:34.34 [7] (0:12.19) | 1:22.15 [8] (0:12.10) | 1:10.05 [8] (0:11.79) | 0:58.26 [8] (0:11.92) | 0:46.34 [8] (0:11.77) | 0:34.57 [8] (0:11.75) | 0:22.82 [8] (0:11.15) | 0:11.67 [8] (0:11.67) |
| Average Speed [km/h] | 47.3 | 60.0 | 61.3 | 60.4 | 61.3 | 61.2 | 64.9 | 61.6 |
| Top Speed [km/h] | 59.5 | 60.6 | 62.7 | 61.4 | 61.9 | 64.2 | 65.8 | 64.4 |
| Avg. Dist. to Rail [m] | 8.3 | 2.0 | 1.2 | 0.6 | 0.6 | 0.7 | 4.3 | 9.0 |
| Avg. Stride Freq. [Hz] | 2.2 | 2.3 | 2.3 | 2.2 | 2.2 | 2.3 | 2.4 | 2.3 |
| Avg. Stride Length [m] | 6.5 | 7.3 | 7.5 | 7.5 | 7.7 | 7.4 | 7.6 | 7.4 |



- [] Ranking at each section and finish
- .-.- No data available at this section
- NA No data available



| | |
|--------------------------------|-------------------|
| Horse/Jockey Name | Castile |
| Final Rank | 8 |
| Fastest Section Time (Section) | 0:11.51 (Overall) |
| Top Speed [km/h] (Section) | 63.7 (1400m) |
| Race State | Finished |



Mackay QLD Professional

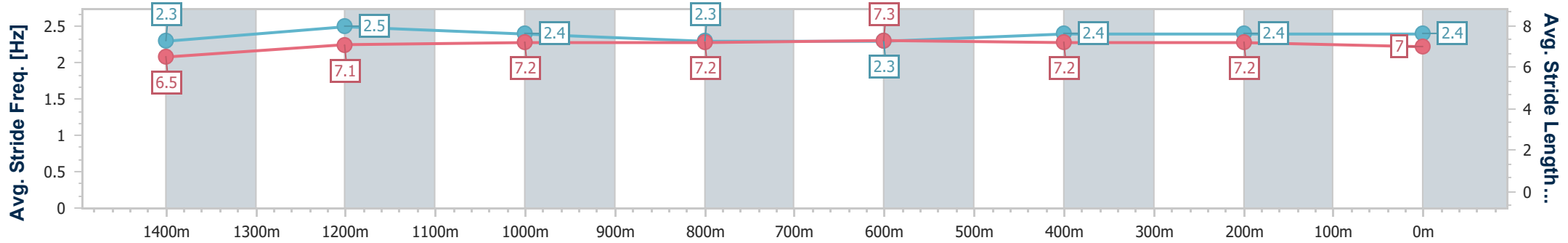
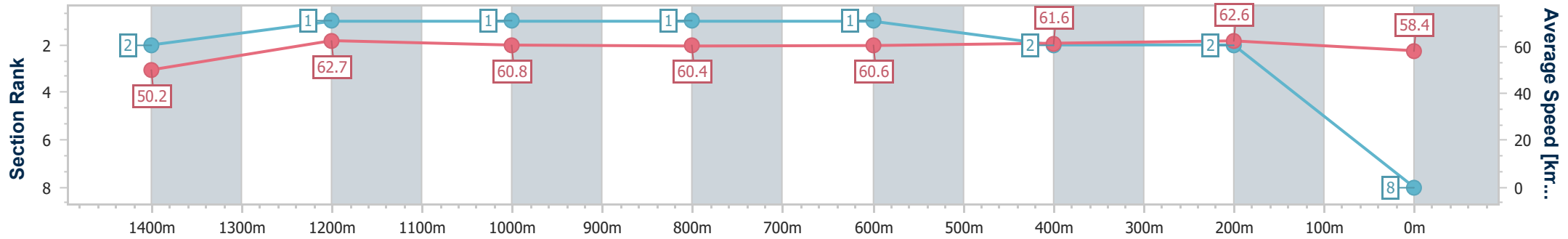
Race 2: Ladbroke It ! BM70 Handicap - 1560m

18 June 2024 - 13:28

Track Rating: Good 4, Weather: Fine, Rail Position: True



| Section | Overall | 1400m | 1200m | 1000m | 800m | 600m | 400m | 200m |
|------------------------|--------------------------|--------------------------|--------------------------|--------------------------|--------------------------|--------------------------|--------------------------|--------------------------|
| Section Times | 1:34.39 [8] (0:11.51) | 1:22.88 [2] (0:11.59) | 1:11.29 [1] (0:11.89) | 0:59.40 [1] (0:11.98) | 0:47.42 [1] (0:11.89) | 0:35.53 [1] (0:11.68) | 0:23.85 [2] (0:11.53) | 0:12.32 [2] (0:12.32) |
| Average Speed [km/h] | 50.2 | 62.7 | 60.8 | 60.4 | 60.6 | 61.6 | 62.6 | 58.4 |
| Top Speed [km/h] | 62.4 | 63.7 | 62.9 | 61.2 | 61.7 | 63.4 | 63.5 | 60.9 |
| Avg. Dist. to Rail [m] | 6.4 | 2.2 | 1.6 | 0.9 | 1.0 | 0.3 | 1.3 | 1.5 |
| Avg. Stride Freq. [Hz] | 2.3 | 2.5 | 2.4 | 2.3 | 2.3 | 2.4 | 2.4 | 2.4 |
| Avg. Stride Length [m] | 6.5 | 7.1 | 7.2 | 7.2 | 7.3 | 7.2 | 7.2 | 7.0 |



- [] Ranking at each section and finish
- .-.- No data available at this section
- NA No data available



Mackay QLD Professional

Race 3: Book For Sportsman Luncheon Fri 9th Aug Maiden Plate - 1560m

18 June 2024 - 14:04



MACKAY TURF CLUB
Ooralea Racecourse

Track Rating: Good 4, Weather: Fine, Rail Position: True

| Section | | Overall | 1400m | 1200m | 1000m | 800m | 600m | 400m | Last 600m | | | | |
|-------------|---|----------------------|----------------------|----------------------|---------------------------|---------------------------|---------------------------|---------------------------|---------------------------|---------------------------|---------------------------|---------|----|
| Field Times | | 1:33.62 (0:10.36) | 1:23.26 (0:11.27) | 1:11.99 (0:11.36) | 1:00.63 (0:11.34) | 0:49.29 (0:11.86) | 0:37.43 (0:12.14) | 0:25.29 (0:12.20) | 0:37.43 | | | | |
| Rank | TAB Horse/Jockey | Barrier | Top Speed [km/h] | Fastest Section | Distance Travelled [m] | | | | | | | | |
| 1 | 14 CUMIN SPINNER Georgina Cartwright | 9 | 66.7 1400m | 0:10.49 Overall | 1:33.62 [1] (0:10.49) | 1:23.13 [2] (0:11.27) | 1:11.86 [3] (0:11.23) | 1:00.63 [1] (0:11.34) | 0:49.29 [1] (0:11.86) | 0:37.43 [1] (0:12.14) | 0:25.29 [1] (0:12.20) | 0:37.43 | |
| 2 | 13 BOLD ROUGE Leah Martyn | 8 | 64.8 1400m | 0:10.79 Overall | 1:33.62 [2] (0:10.79) | 1:22.83 [10] (0:11.62) | 1:11.21 [11] (0:11.51) | 0:59.70 [11] (0:11.51) | 0:48.19 [11] (0:11.96) | 0:36.23 [12] (0:12.28) | 0:23.95 [12] (0:11.87) | 0:36.23 | +1 |
| 3 | 10 KAISA Jackson Murphy | 5 | 66.5 1400m | 0:11.00 Overall | 1:33.93 [3] (0:11.00) | 1:22.93 [13] (0:11.08) | 1:11.85 [7] (0:11.46) | 1:00.39 [7] (0:11.42) | 0:48.97 [7] (0:11.73) | 0:37.24 [7] (0:12.28) | 0:24.96 [5] (0:12.04) | 0:37.24 | -1 |
| 4 | 7 THE EIGHTH I AM McKenzie Apel | 3 | 66.6 1400m | 0:10.49 Overall | 1:33.93 [4] (0:10.49) | 1:23.44 [3] (0:11.19) | 1:12.25 [2] (0:11.53) | 1:00.72 [3] (0:11.36) | 0:49.36 [3] (0:11.83) | 0:37.53 [2] (0:12.20) | 0:25.33 [2] (0:12.37) | 0:37.53 | -3 |
| 5 | 1 HADMYTIME Nathan Day | 4 | 65.2 1400m | 0:10.99 Overall | 1:34.01 [5] (0:10.99) | 1:23.02 [12] (0:11.61) | 1:11.41 [12] (0:11.55) | 0:59.86 [12] (0:11.54) | 0:48.32 [12] (0:11.67) | 0:36.65 [11] (0:11.90) | 0:24.75 [9] (0:12.13) | 0:36.65 | +3 |
| 6 | 3 KLONDIKE STRIKE Justin Stanley | 6 | 65.0 1400m | 0:10.52 Overall | 1:34.61 [6] (0:10.52) | 1:24.09 [4] (0:11.36) | 1:12.73 [5] (0:11.44) | 1:01.29 [6] (0:11.43) | 0:49.86 [5] (0:11.81) | 0:38.05 [5] (0:12.30) | 0:25.75 [3] (0:12.39) | 0:38.05 | -2 |
| 7 | 11 MY LITTLE VIKING Scott Sheargold | 7 | 64.5 1400m | 0:10.71 Overall | 1:34.62 [7] (0:10.71) | 1:23.91 [8] (0:11.47) | 1:12.44 [10] (0:11.42) | 1:01.02 [9] (0:11.57) | 0:49.45 [9] (0:11.81) | 0:37.64 [9] (0:12.25) | 0:25.39 [8] (0:12.16) | 0:37.64 | -7 |
| 8 | 2 JUKE BOX JIMMY Jake Bayliss | 2 | 66.1 1400m | 0:10.64 Overall | 1:34.89 [8] (0:10.64) | 1:24.25 [7] (0:11.16) | 1:13.09 [4] (0:11.47) | 1:01.62 [4] (0:11.50) | 0:50.12 [6] (0:11.84) | 0:38.28 [6] (0:12.52) | 0:25.76 [7] (0:12.39) | 0:38.28 | +0 |
| 9 | 8 I'M FAMOUS Zac Sprie | 1 | 66.2 1400m | 0:10.36 Overall | 1:35.29 [9] (0:10.36) | 1:24.93 [1] (0:11.27) | 1:13.66 [1] (0:11.46) | 1:02.20 [2] (0:11.46) | 0:50.74 [2] (0:12.00) | 0:38.74 [4] (0:12.33) | 0:26.41 [4] (0:12.56) | 0:38.74 | -5 |
| 10 | 4 MASTER RICH Jason Taylor | 10 | 65.0 1400m | 0:11.03 Overall | 1:35.29 [10] (0:11.03) | 1:24.26 [14] (0:11.67) | 1:12.59 [13] (0:11.50) | 1:01.09 [13] (0:11.53) | 0:49.56 [13] (0:11.84) | 0:37.72 [13] (0:12.16) | 0:25.56 [13] (0:12.38) | 0:37.72 | +4 |

Scratched: Smokin' Rubi (#6)

[] Ranking at each section and finish
 -:-:- No data available at this section
 NA No data available

SCN Saddle cloth number
 DNF Did not finish
 DNT Did not track



Mackay QLD Professional
Race 3: Book For Sportsman Luncheon Fri 9th Aug Maiden Plate - 1560m
18 June 2024 - 14:04



MACKAY TURF CLUB
 Ooralea Racecourse

Track Rating: Good 4, Weather: Fine, Rail Position: True

| Section | Overall | 1400m | 1200m | 1000m | 800m | 600m | 400m | Last 600m |
|-------------|----------------------|----------------------|----------------------|----------------------|----------------------|----------------------|----------------------|-----------|
| Field Times | 1:33.62 (0:10.36) | 1:23.26 (0:11.27) | 1:11.99 (0:11.36) | 1:00.63 (0:11.34) | 0:49.29 (0:11.86) | 0:37.43 (0:12.14) | 0:25.29 (0:12.20) | 0:37.43 |

| Rank | TAB | Horse/Jockey | Barrier | Top Speed [km/h] | Fastest Section | Overall | 1400m | 1200m | 1000m | 800m | 600m | 400m | Last 600m | Distance Travelled [m] |
|------|-----|---------------------------------|---------|------------------|--------------------|---------------------------|---------------------------|---------------------------|---------------------------|---------------------------|---------------------------|---------------------------|-----------|------------------------|
| 10 | 5 | PORTOLA Jaimee-Lee Devine | 12 | 65.9 1400m | 0:10.77 Overall | 1:35.29 [10] (0:10.77) | 1:24.52 [9] (0:11.32) | 1:13.20 [8] (0:11.47) | 1:01.73 [8] (0:11.56) | 0:50.17 [8] (0:11.81) | 0:38.36 [8] (0:12.36) | 0:26.00 [10] (0:12.68) | 0:38.36 | +3 |
| 12 | 15 | QUEENBEEL Ron Stewart | 13 | 65.3 1400m | 0:10.63 Overall | 1:36.06 [12] (0:10.63) | 1:25.43 [6] (0:11.53) | 1:13.90 [9] (0:11.58) | 1:02.32 [10] (0:11.51) | 0:50.81 [10] (0:11.78) | 0:39.03 [10] (0:12.26) | 0:26.77 [11] (0:13.06) | 0:39.03 | +6 |
| 13 | 9 | SERGEANT'S PRIDE Adam Spinks | 11 | 64.2 1400m | 0:10.97 Overall | 1:36.85 [13] (0:10.97) | 1:25.88 [11] (0:11.74) | 1:14.14 [14] (0:11.66) | 1:02.48 [14] (0:11.57) | 0:50.91 [14] (0:11.77) | 0:39.14 [14] (0:12.25) | 0:26.89 [14] (0:12.76) | 0:39.14 | +4 |
| 14 | 12 | ZURI ZURI Chelsea Jokic | 14 | 67.1 1400m | 0:10.60 Overall | 1:36.95 [14] (0:10.60) | 1:26.35 [5] (0:11.31) | 1:15.04 [6] (0:11.38) | 1:03.66 [5] (0:11.31) | 0:52.35 [4] (0:11.88) | 0:40.47 [3] (0:12.60) | 0:27.87 [6] (0:13.08) | 0:40.47 | +6 |

Scratched: Smokin' Rubi (#6)

[] Ranking at each section and finish
 -:-:-:- No data available at this section
 NA No data available

SCN Saddle cloth number
 DNF Did not finish
 DNT Did not track



Mackay QLD Professional

Race 3: Book For Sportsman Luncheon Fri 9th Aug Maiden Plate - 1560m

18 June 2024 - 14:04



MACKAY TURF CLUB
Ooralea Racecourse

Track Rating: Good 4, Weather: Fine, Rail Position: True

| Section | | | | | | | 200m | | | Last 600m |
|-------------|-----|---------------------|---------|------------------|-----------------|--------------|-----------|--|------------------------|------------|
| Field Times | | | | | | | 0:13.09 | | | 0:37.43 |
| | | | | | | | (0:13.09) | | | |
| Rank | TAB | Horse/Jockey | Barrier | Top Speed [km/h] | Fastest Section | Margin | | | Distance Travelled [m] | |
| 1 | 14 | CUMIN SPINNER | 9 | 66.7 | 0:10.49 | 0:13.09 [1] | 1:33.62 | | | 0:37.43 |
| | | Georgina Cartwright | | 1400m | Overall | (0:13.09) | | | | |
| 2 | 13 | BOLD ROUGE | 8 | 64.8 | 0:10.79 | 0:12.08 [9] | 0.02L | | | 0:36.23 +1 |
| | | Leah Martyn | | 1400m | Overall | (0:12.08) | | | | |
| 3 | 10 | KAISA | 5 | 66.5 | 0:11.00 | 0:12.92 [3] | 1.8L | | | 0:37.24 -1 |
| | | Jackson Murphy | | 1400m | Overall | (0:12.92) | | | | |
| 4 | 7 | THE EIGHTH I AM | 3 | 66.6 | 0:10.49 | 0:12.96 [2] | 1.83L | | | 0:37.53 -3 |
| | | McKenzie Apel | | 1400m | Overall | (0:12.96) | | | | |
| 5 | 1 | HADMYTIME | 4 | 65.2 | 0:10.99 | 0:12.62 [5] | 2.28L | | | 0:36.65 +3 |
| | | Nathan Day | | 1400m | Overall | (0:12.62) | | | | |
| 6 | 3 | KLONDIKE STRIKE | 6 | 65.0 | 0:10.52 | 0:13.36 [4] | 5.82L | | | 0:38.05 -2 |
| | | Justin Stanley | | 1400m | Overall | (0:13.36) | | | | |
| 7 | 11 | MY LITTLE VIKING | 7 | 64.5 | 0:10.71 | 0:13.23 [6] | 5.86L | | | 0:37.64 -7 |
| | | Scott Sheargold | | 1400m | Overall | (0:13.23) | | | | |
| 8 | 2 | JUKE BOX JIMMY | 2 | 66.1 | 0:10.64 | 0:13.37 [8] | 7.48L | | | 0:38.28 +0 |
| | | Jake Bayliss | | 1400m | Overall | (0:13.37) | | | | |
| 9 | 8 | I'M FAMOUS | 1 | 66.2 | 0:10.36 | 0:13.85 [7] | 9.8L | | | 0:38.74 -5 |
| | | Zac Sprie | | 1400m | Overall | (0:13.85) | | | | |
| 10 | 4 | MASTER RICH | 10 | 65.0 | 0:11.03 | 0:13.18 [11] | 9.84L | | | 0:37.72 +4 |
| | | Jason Taylor | | 1400m | Overall | (0:13.18) | | | | |

Scratched: Smokin' Rubi (#6)

Report Created: Tue 18 June 2024 14:35 GMT+10 (Note: Timing is based on position data)

Page 3/18

[] Ranking at each section and finish
 -:-:- No data available at this section
 NA No data available

SCN Saddle cloth number
 DNF Did not finish
 DNT Did not track

data processed by TRIPLES DATA



Mackay QLD Professional
Race 3: Book For Sportsman Luncheon Fri 9th Aug Maiden Plate - 1560m
18 June 2024 - 14:04



MACKAY TURF CLUB
 Ooralea Racecourse

Track Rating: Good 4, Weather: Fine, Rail Position: True

| Section | | | | 200m | | | | Last 600m | | |
|-------------|-----|-------------------------|---------|----------------------|-----------------|--------------|--------|-----------|------------------------|----|
| Field Times | | | | 0:13.09 (0:13.09) | | | | 0:37.43 | | |
| Rank | TAB | Horse/Jockey | Barrier | Top Speed [km/h] | Fastest Section | Margin | | | Distance Travelled [m] | |
| 10 | 5 | PORTOLA | 12 | 65.9 | 0:10.77 | 0:13.32 [10] | 9.84L | | 0:38.36 | +3 |
| | | Jaimee-Lee Devine | | 1400m | Overall | (0:13.32) | | | | |
| 12 | 15 | QUEENBEEL | 13 | 65.3 | 0:10.63 | 0:13.71 [13] | 14.32L | | 0:39.03 | +6 |
| | | Ron Stewart | | 1400m | Overall | (0:13.71) | | | | |
| 13 | 9 | SERGEANT'S PRIDE | 11 | 64.2 | 0:10.97 | 0:14.13 [14] | 19.01L | | 0:39.14 | +4 |
| | | Adam Spinks | | 1400m | Overall | (0:14.13) | | | | |
| 14 | 12 | ZURI ZURI | 14 | 67.1 | 0:10.60 | 0:14.79 [12] | 19.57L | | 0:40.47 | +6 |
| | | Chelsea Jokic | | 1400m | Overall | (0:14.79) | | | | |

Scratched: Smokin' Rubi (#6)

[] Ranking at each section and finish
 -:-:-:- No data available at this section
 NA No data available

SCN Saddle cloth number
 DNF Did not finish
 DNT Did not track



| | |
|--------------------------------|-------------------|
| Horse/Jockey Name | Cumin Spinner |
| Final Rank | 1 |
| Fastest Section Time (Section) | 0:10.49 (Overall) |
| Top Speed [km/h] (Section) | 66.7 (1400m) |
| Race State | Finished |



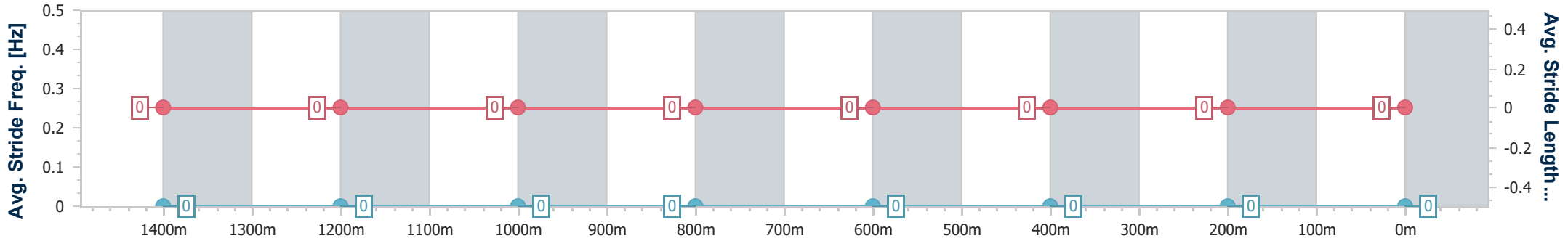
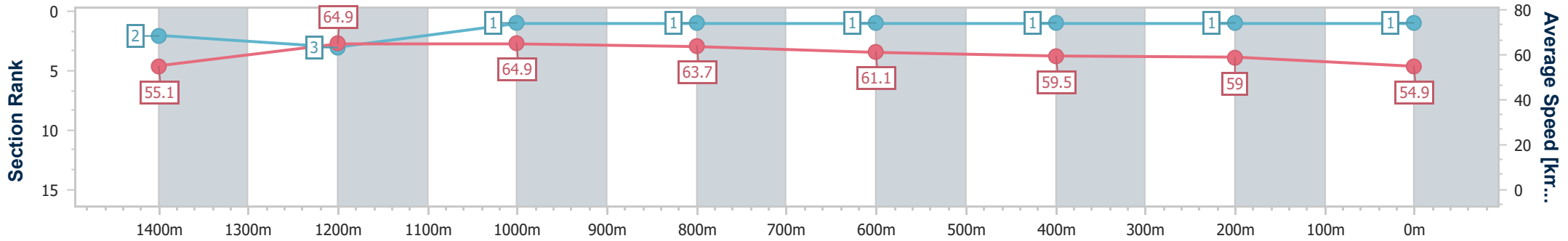
Mackay QLD Professional
Race 3: Book For Sportsman Luncheon Fri 9th Aug Maiden
Plate - 1560m



18 June 2024 - 14:04

Track Rating: Good 4, Weather: Fine, Rail Position: True

| Section | Overall | 1400m | 1200m | 1000m | 800m | 600m | 400m | 200m |
|------------------------|--------------------------|--------------------------|--------------------------|--------------------------|--------------------------|--------------------------|--------------------------|--------------------------|
| Section Times | 1:33.62 [1] (0:10.49) | 1:23.13 [2] (0:11.27) | 1:11.86 [3] (0:11.23) | 1:00.63 [1] (0:11.34) | 0:49.29 [1] (0:11.86) | 0:37.43 [1] (0:12.14) | 0:25.29 [1] (0:12.20) | 0:13.09 [1] (0:13.09) |
| Average Speed [km/h] | 55.1 | 64.9 | 64.9 | 63.7 | 61.1 | 59.5 | 59.0 | 54.9 |
| Top Speed [km/h] | 66.7 | 66.7 | 66.2 | 66.0 | 62.6 | 60.0 | 59.7 | 58.0 |
| Avg. Dist. to Rail [m] | 7.5 | 4.0 | 4.4 | 2.4 | 2.2 | 0.3 | 1.3 | 2.5 |
| Avg. Stride Freq. [Hz] | --- | --- | --- | --- | --- | --- | --- | --- |
| Avg. Stride Length [m] | --- | --- | --- | --- | --- | --- | --- | --- |



- [] Ranking at each section and finish
- No data available at this section
- NA No data available



| | |
|--------------------------------|-------------------|
| Horse/Jockey Name | Bold Rouge |
| Final Rank | 2 |
| Fastest Section Time (Section) | 0:10.79 (Overall) |
| Top Speed [km/h] (Section) | 64.8 (1400m) |
| Race State | Finished |



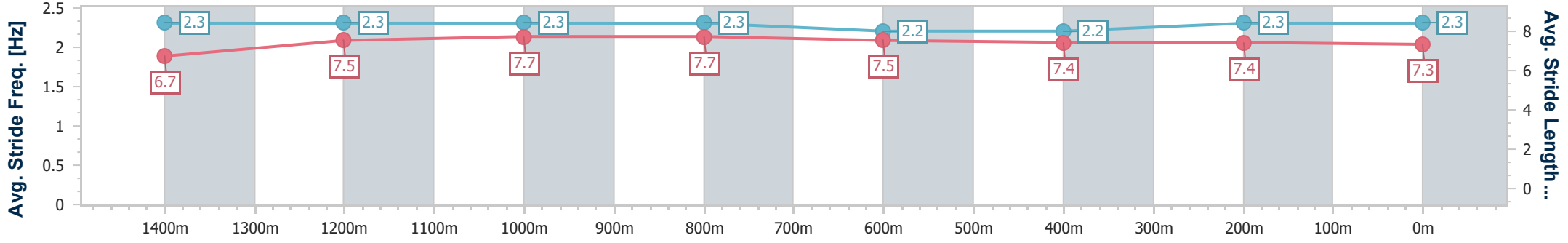
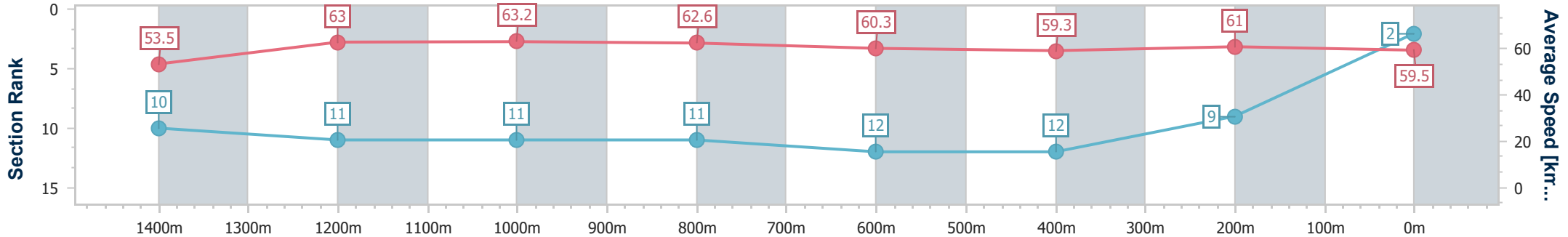
Mackay QLD Professional
Race 3: Book For Sportsman Luncheon Fri 9th Aug Maiden
Plate - 1560m



18 June 2024 - 14:04

Track Rating: Good 4, Weather: Fine, Rail Position: True

| Section | Overall | 1400m | 1200m | 1000m | 800m | 600m | 400m | 200m |
|------------------------|--------------------------|---------------------------|---------------------------|---------------------------|---------------------------|---------------------------|---------------------------|--------------------------|
| Section Times | 1:33.62 [2] (0:10.79) | 1:22.83 [10] (0:11.62) | 1:11.21 [11] (0:11.51) | 0:59.70 [11] (0:11.51) | 0:48.19 [11] (0:11.96) | 0:36.23 [12] (0:12.28) | 0:23.95 [12] (0:11.87) | 0:12.08 [9] (0:12.08) |
| Average Speed [km/h] | 53.5 | 63.0 | 63.2 | 62.6 | 60.3 | 59.3 | 61.0 | 59.5 |
| Top Speed [km/h] | 61.8 | 64.8 | 64.5 | 63.5 | 61.5 | 60.6 | 62.8 | 62.4 |
| Avg. Dist. to Rail [m] | 6.7 | 4.1 | 2.6 | 0.8 | 0.8 | 1.1 | 5.4 | 6.3 |
| Avg. Stride Freq. [Hz] | 2.3 | 2.3 | 2.3 | 2.3 | 2.2 | 2.2 | 2.3 | 2.3 |
| Avg. Stride Length [m] | 6.7 | 7.5 | 7.7 | 7.7 | 7.5 | 7.4 | 7.4 | 7.3 |



- [] Ranking at each section and finish
- .-.- No data available at this section
- NA No data available



| | |
|--------------------------------|-------------------|
| Horse/Jockey Name | Kaisa |
| Final Rank | 3 |
| Fastest Section Time (Section) | 0:11.00 (Overall) |
| Top Speed [km/h] (Section) | 66.5 (1400m) |
| Race State | Finished |



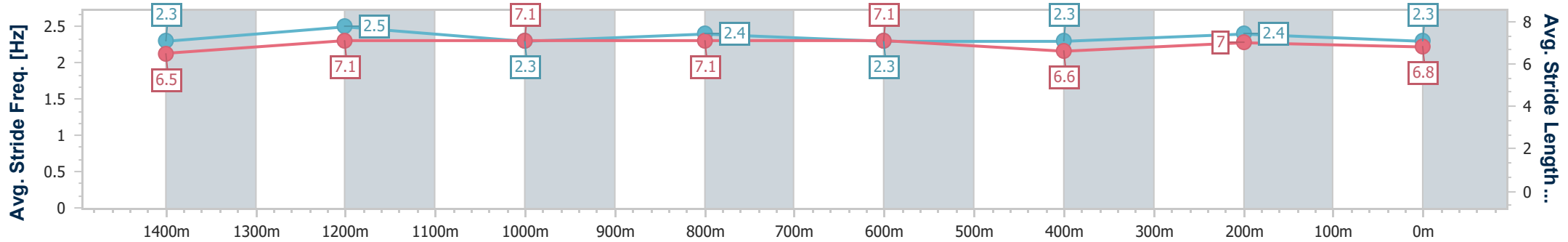
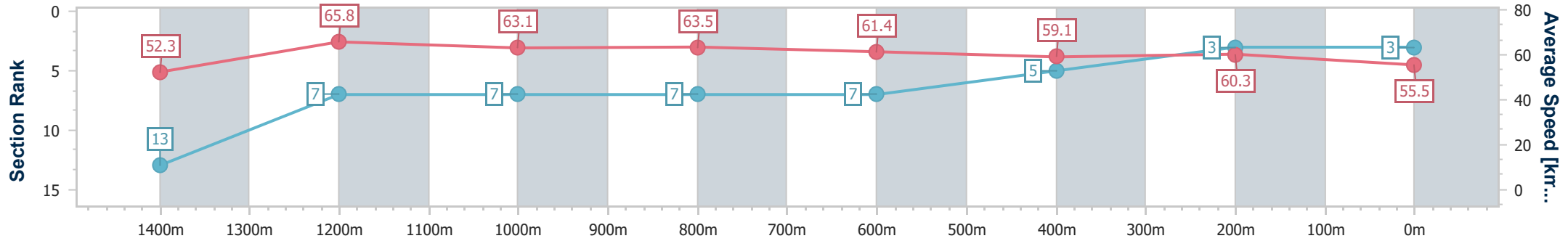
Mackay QLD Professional
Race 3: Book For Sportsman Luncheon Fri 9th Aug Maiden
Plate - 1560m



18 June 2024 - 14:04

Track Rating: Good 4, Weather: Fine, Rail Position: True

| Section | Overall | 1400m | 1200m | 1000m | 800m | 600m | 400m | 200m |
|------------------------|--------------------------|---------------------------|--------------------------|--------------------------|--------------------------|--------------------------|--------------------------|--------------------------|
| Section Times | 1:33.93 [3] (0:11.00) | 1:22.93 [13] (0:11.08) | 1:11.85 [7] (0:11.46) | 1:00.39 [7] (0:11.42) | 0:48.97 [7] (0:11.73) | 0:37.24 [7] (0:12.28) | 0:24.96 [5] (0:12.04) | 0:12.92 [3] (0:12.92) |
| Average Speed [km/h] | 52.3 | 65.8 | 63.1 | 63.5 | 61.4 | 59.1 | 60.3 | 55.5 |
| Top Speed [km/h] | 66.0 | 66.5 | 64.7 | 63.8 | 62.4 | 59.9 | 60.9 | 59.2 |
| Avg. Dist. to Rail [m] | 3.1 | 2.2 | 2.2 | 1.4 | 1.0 | 1.1 | 4.7 | 5.1 |
| Avg. Stride Freq. [Hz] | 2.3 | 2.5 | 2.3 | 2.4 | 2.3 | 2.3 | 2.4 | 2.3 |
| Avg. Stride Length [m] | 6.5 | 7.1 | 7.1 | 7.1 | 7.1 | 6.6 | 7.0 | 6.8 |



- [] Ranking at each section and finish
- .-.- No data available at this section
- NA No data available



| | |
|--------------------------------|-------------------|
| Horse/Jockey Name | The Eighth I Am |
| Final Rank | 4 |
| Fastest Section Time (Section) | 0:10.49 (Overall) |
| Top Speed [km/h] (Section) | 66.6 (1400m) |
| Race State | Finished |



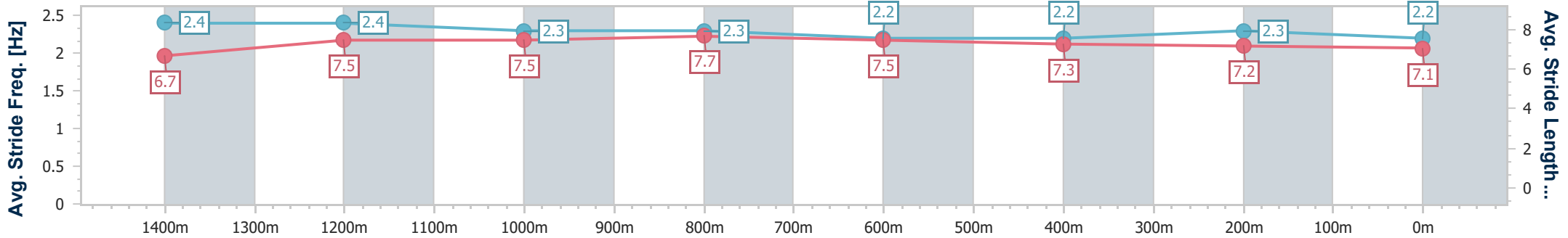
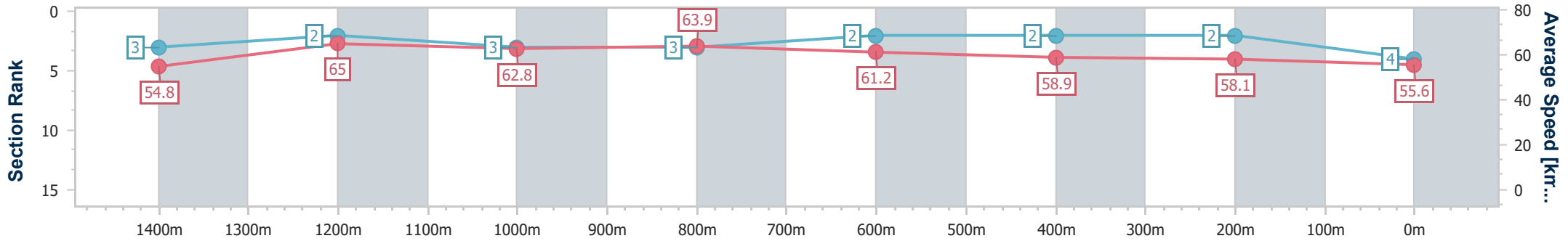
Mackay QLD Professional
 Race 3: Book For Sportsman Luncheon Fri 9th Aug Maiden
 Plate - 1560m



18 June 2024 - 14:04

Track Rating: Good 4, Weather: Fine, Rail Position: True

| Section | Overall | 1400m | 1200m | 1000m | 800m | 600m | 400m | 200m |
|------------------------|--------------------------|--------------------------|--------------------------|--------------------------|--------------------------|--------------------------|--------------------------|--------------------------|
| Section Times | 1:33.93 [4] (0:10.49) | 1:23.44 [3] (0:11.19) | 1:12.25 [2] (0:11.53) | 1:00.72 [3] (0:11.36) | 0:49.36 [3] (0:11.83) | 0:37.53 [2] (0:12.20) | 0:25.33 [2] (0:12.37) | 0:12.96 [2] (0:12.96) |
| Average Speed [km/h] | 54.8 | 65.0 | 62.8 | 63.9 | 61.2 | 58.9 | 58.1 | 55.6 |
| Top Speed [km/h] | 65.5 | 66.6 | 63.8 | 65.0 | 62.7 | 59.6 | 59.0 | 58.0 |
| Avg. Dist. to Rail [m] | 3.7 | 2.4 | 2.5 | 1.9 | 1.8 | 0.3 | 1.0 | 2.4 |
| Avg. Stride Freq. [Hz] | 2.4 | 2.4 | 2.3 | 2.3 | 2.2 | 2.2 | 2.3 | 2.2 |
| Avg. Stride Length [m] | 6.7 | 7.5 | 7.5 | 7.7 | 7.5 | 7.3 | 7.2 | 7.1 |



- [] Ranking at each section and finish
- .-.- No data available at this section
- NA No data available



| | |
|--------------------------------|-------------------|
| Horse/Jockey Name | Hadmytime |
| Final Rank | 5 |
| Fastest Section Time (Section) | 0:10.99 (Overall) |
| Top Speed [km/h] (Section) | 65.2 (1400m) |
| Race State | Finished |

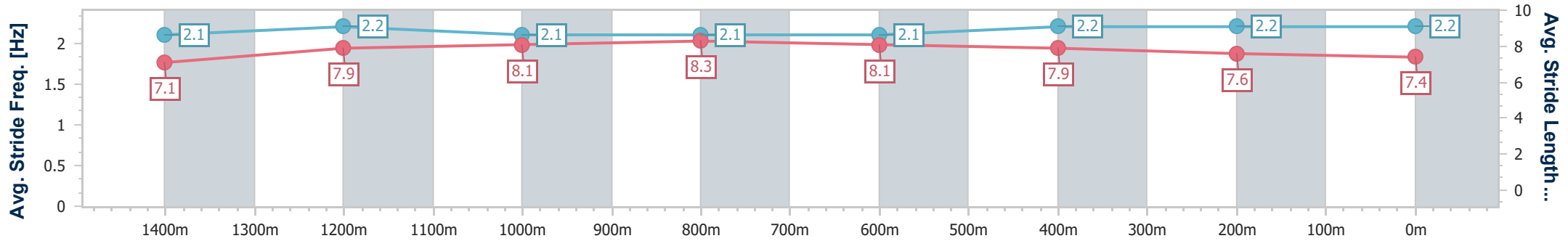
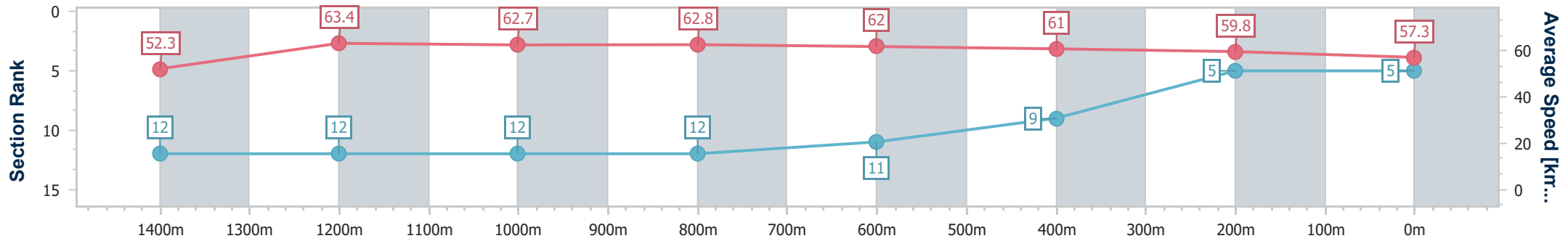


Mackay QLD Professional
 Race 3: Book For Sportsman Luncheon Fri 9th Aug Maiden
 Plate - 1560m
 18 June 2024 - 14:04



Track Rating: Good 4, Weather: Fine, Rail Position: True

| Section | Overall | 1400m | 1200m | 1000m | 800m | 600m | 400m | 200m |
|------------------------|--------------------------|---------------------------|---------------------------|---------------------------|---------------------------|---------------------------|--------------------------|--------------------------|
| Section Times | 1:34.01 [5] (0:10.99) | 1:23.02 [12] (0:11.61) | 1:11.41 [12] (0:11.55) | 0:59.86 [12] (0:11.54) | 0:48.32 [12] (0:11.67) | 0:36.65 [11] (0:11.90) | 0:24.75 [9] (0:12.13) | 0:12.62 [5] (0:12.62) |
| Average Speed [km/h] | 52.3 | 63.4 | 62.7 | 62.8 | 62.0 | 61.0 | 59.8 | 57.3 |
| Top Speed [km/h] | 62.1 | 65.2 | 64.0 | 63.3 | 63.2 | 61.8 | 60.5 | 59.4 |
| Avg. Dist. to Rail [m] | 4.9 | 4.6 | 3.0 | 1.9 | 1.0 | 1.3 | 5.0 | 5.8 |
| Avg. Stride Freq. [Hz] | 2.1 | 2.2 | 2.1 | 2.1 | 2.1 | 2.2 | 2.2 | 2.2 |
| Avg. Stride Length [m] | 7.1 | 7.9 | 8.1 | 8.3 | 8.1 | 7.9 | 7.6 | 7.4 |



- [] Ranking at each section and finish
- .-.- No data available at this section
- NA No data available



| | |
|--------------------------------|-------------------|
| Horse/Jockey Name | Klondike Strike |
| Final Rank | 6 |
| Fastest Section Time (Section) | 0:10.52 (Overall) |
| Top Speed [km/h] (Section) | 65.0 (1400m) |
| Race State | Finished |



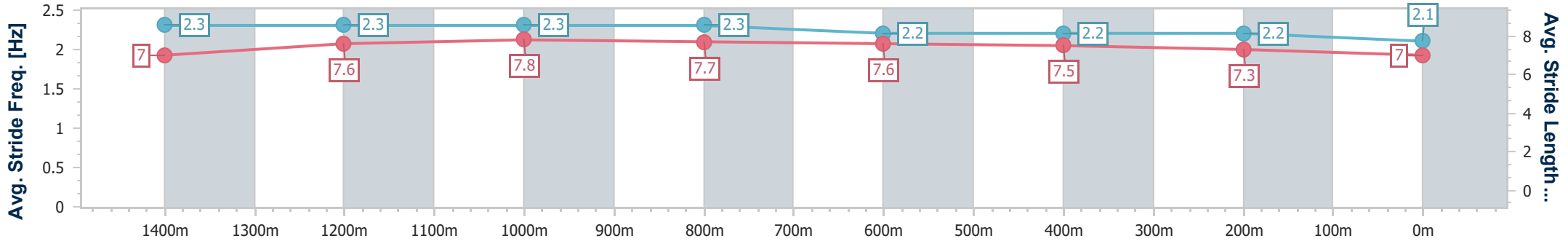
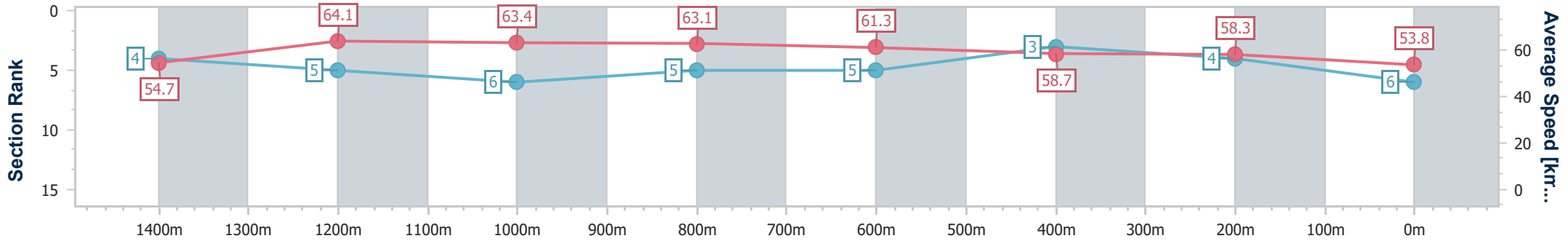
Mackay QLD Professional
Race 3: Book For Sportsman Luncheon Fri 9th Aug Maiden
Plate - 1560m



18 June 2024 - 14:04

Track Rating: Good 4, Weather: Fine, Rail Position: True

| Section | Overall | 1400m | 1200m | 1000m | 800m | 600m | 400m | 200m |
|------------------------|--------------------------|--------------------------|--------------------------|--------------------------|--------------------------|--------------------------|--------------------------|--------------------------|
| Section Times | 1:34.61 [6] (0:10.52) | 1:24.09 [4] (0:11.36) | 1:12.73 [5] (0:11.44) | 1:01.29 [6] (0:11.43) | 0:49.86 [5] (0:11.81) | 0:38.05 [5] (0:12.30) | 0:25.75 [3] (0:12.39) | 0:13.36 [4] (0:13.36) |
| Average Speed [km/h] | 54.7 | 64.1 | 63.4 | 63.1 | 61.3 | 58.7 | 58.3 | 53.8 |
| Top Speed [km/h] | 62.9 | 65.0 | 64.9 | 64.1 | 62.5 | 59.4 | 59.2 | 56.8 |
| Avg. Dist. to Rail [m] | 4.7 | 2.3 | 1.8 | 1.7 | 1.3 | 0.5 | 2.4 | 3.8 |
| Avg. Stride Freq. [Hz] | 2.3 | 2.3 | 2.3 | 2.3 | 2.2 | 2.2 | 2.2 | 2.1 |
| Avg. Stride Length [m] | 7.0 | 7.6 | 7.8 | 7.7 | 7.6 | 7.5 | 7.3 | 7.0 |



- [] Ranking at each section and finish
- .-.- No data available at this section
- NA No data available



| | |
|--------------------------------|-------------------|
| Horse/Jockey Name | My Little Viking |
| Final Rank | 7 |
| Fastest Section Time (Section) | 0:10.71 (Overall) |
| Top Speed [km/h] (Section) | 64.5 (1400m) |
| Race State | Finished |



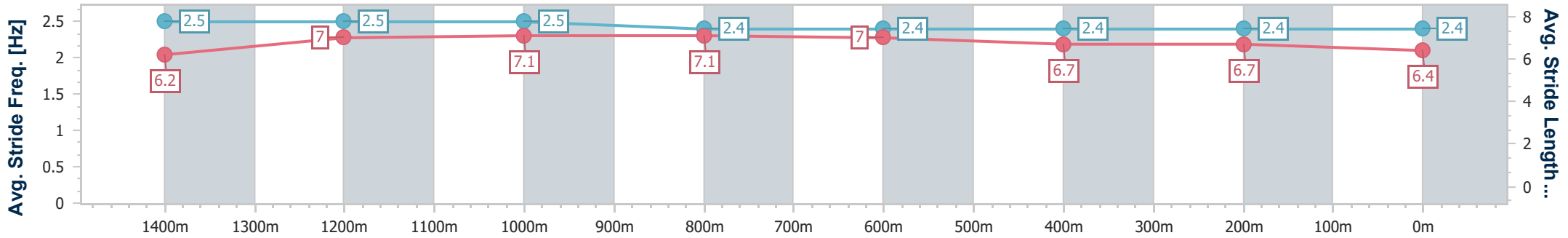
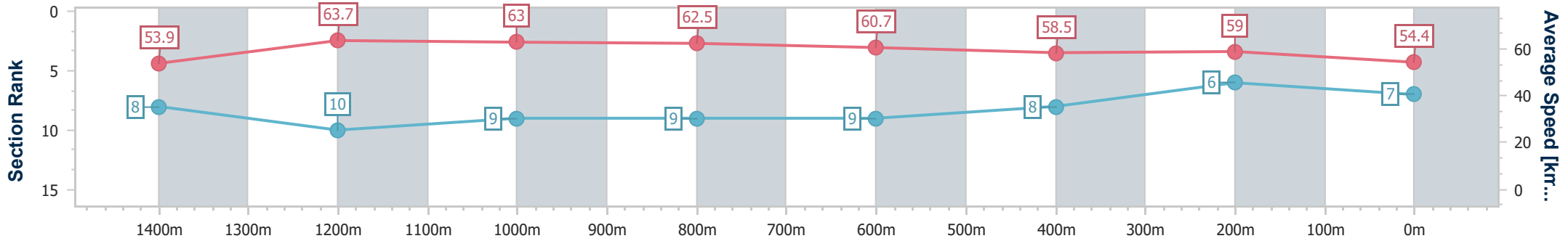
Mackay QLD Professional
 Race 3: Book For Sportsman Luncheon Fri 9th Aug Maiden
 Plate - 1560m



18 June 2024 - 14:04

Track Rating: Good 4, Weather: Fine, Rail Position: True

| Section | Overall | 1400m | 1200m | 1000m | 800m | 600m | 400m | 200m |
|------------------------|--------------------------|--------------------------|---------------------------|--------------------------|--------------------------|--------------------------|--------------------------|--------------------------|
| Section Times | 1:34.62 [7] (0:10.71) | 1:23.91 [8] (0:11.47) | 1:12.44 [10] (0:11.42) | 1:01.02 [9] (0:11.57) | 0:49.45 [9] (0:11.81) | 0:37.64 [9] (0:12.25) | 0:25.39 [8] (0:12.16) | 0:13.23 [6] (0:13.23) |
| Average Speed [km/h] | 53.9 | 63.7 | 63.0 | 62.5 | 60.7 | 58.5 | 59.0 | 54.4 |
| Top Speed [km/h] | 62.0 | 64.5 | 64.0 | 63.1 | 62.7 | 60.9 | 60.0 | 58.1 |
| Avg. Dist. to Rail [m] | 6.2 | 2.6 | 0.5 | 0.5 | 0.8 | 0.6 | 1.0 | 0.9 |
| Avg. Stride Freq. [Hz] | 2.5 | 2.5 | 2.5 | 2.4 | 2.4 | 2.4 | 2.4 | 2.4 |
| Avg. Stride Length [m] | 6.2 | 7.0 | 7.1 | 7.1 | 7.0 | 6.7 | 6.7 | 6.4 |



- [] Ranking at each section and finish
- .-.- No data available at this section
- NA No data available



| | |
|--------------------------------|-------------------|
| Horse/Jockey Name | Juke Box Jimmy |
| Final Rank | 8 |
| Fastest Section Time (Section) | 0:10.64 (Overall) |
| Top Speed [km/h] (Section) | 66.1 (1400m) |
| Race State | Finished |



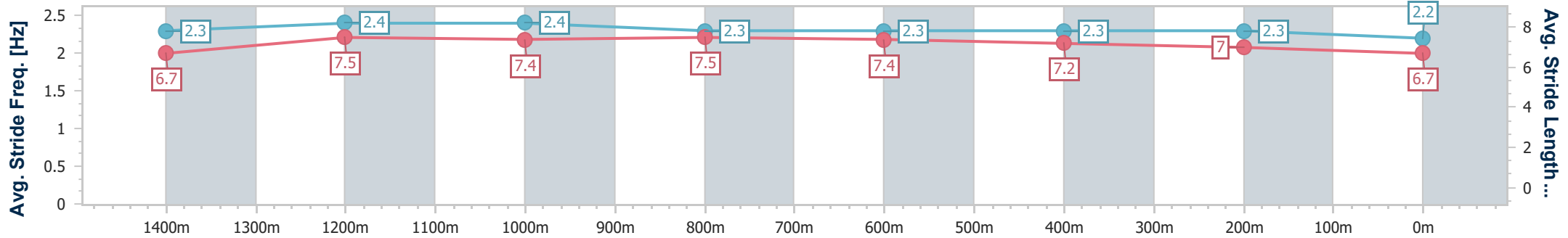
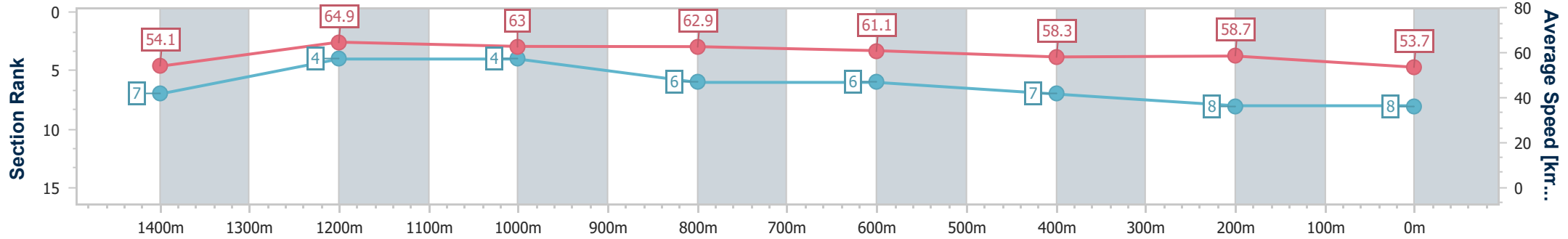
Mackay QLD Professional
Race 3: Book For Sportsman Luncheon Fri 9th Aug Maiden
Plate - 1560m



18 June 2024 - 14:04

Track Rating: Good 4, Weather: Fine, Rail Position: True

| Section | Overall | 1400m | 1200m | 1000m | 800m | 600m | 400m | 200m |
|------------------------|--------------------------|--------------------------|--------------------------|--------------------------|--------------------------|--------------------------|--------------------------|--------------------------|
| Section Times | 1:34.89 [8] (0:10.64) | 1:24.25 [7] (0:11.16) | 1:13.09 [4] (0:11.47) | 1:01.62 [4] (0:11.50) | 0:50.12 [6] (0:11.84) | 0:38.28 [6] (0:12.52) | 0:25.76 [7] (0:12.39) | 0:13.37 [8] (0:13.37) |
| Average Speed [km/h] | 54.1 | 64.9 | 63.0 | 62.9 | 61.1 | 58.3 | 58.7 | 53.7 |
| Top Speed [km/h] | 65.5 | 66.1 | 65.0 | 64.1 | 62.7 | 60.1 | 59.6 | 58.2 |
| Avg. Dist. to Rail [m] | 2.1 | 1.4 | 2.3 | 1.6 | 1.5 | 1.9 | 4.4 | 4.7 |
| Avg. Stride Freq. [Hz] | 2.3 | 2.4 | 2.4 | 2.3 | 2.3 | 2.3 | 2.3 | 2.2 |
| Avg. Stride Length [m] | 6.7 | 7.5 | 7.4 | 7.5 | 7.4 | 7.2 | 7.0 | 6.7 |



- [] Ranking at each section and finish
- .-.- No data available at this section
- NA No data available



| | |
|--------------------------------|-------------------|
| Horse/Jockey Name | I'm Famous |
| Final Rank | 9 |
| Fastest Section Time (Section) | 0:10.36 (Overall) |
| Top Speed [km/h] (Section) | 66.2 (1400m) |
| Race State | Finished |



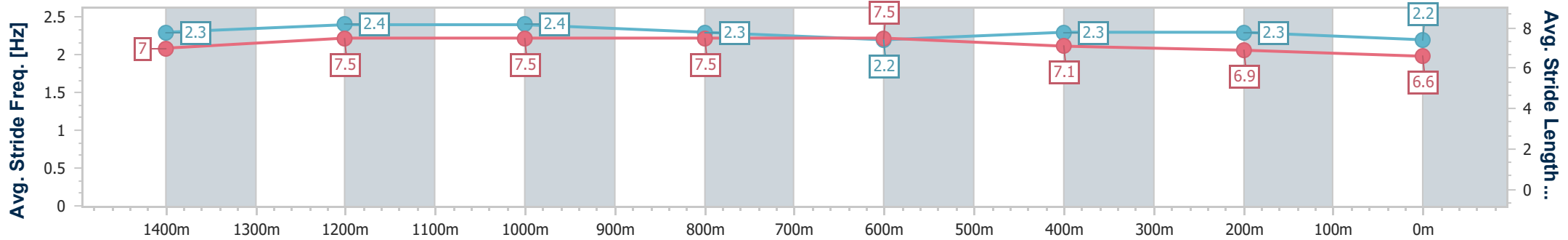
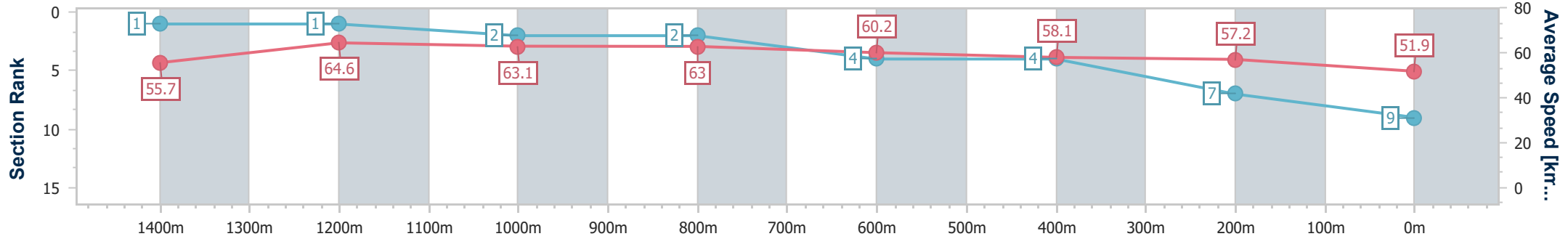
Mackay QLD Professional
Race 3: Book For Sportsman Luncheon Fri 9th Aug Maiden
Plate - 1560m



18 June 2024 - 14:04

Track Rating: Good 4, Weather: Fine, Rail Position: True

| Section | Overall | 1400m | 1200m | 1000m | 800m | 600m | 400m | 200m |
|------------------------|--------------------------|--------------------------|--------------------------|--------------------------|--------------------------|--------------------------|--------------------------|--------------------------|
| Section Times | 1:35.29 [9] (0:10.36) | 1:24.93 [1] (0:11.27) | 1:13.66 [1] (0:11.46) | 1:02.20 [2] (0:11.46) | 0:50.74 [2] (0:12.00) | 0:38.74 [4] (0:12.33) | 0:26.41 [4] (0:12.56) | 0:13.85 [7] (0:13.85) |
| Average Speed [km/h] | 55.7 | 64.6 | 63.1 | 63.0 | 60.2 | 58.1 | 57.2 | 51.9 |
| Top Speed [km/h] | 65.3 | 66.2 | 64.5 | 64.0 | 62.0 | 59.0 | 58.6 | 55.7 |
| Avg. Dist. to Rail [m] | 3.0 | 2.2 | 2.5 | 1.3 | 0.6 | 0.5 | 0.7 | 1.3 |
| Avg. Stride Freq. [Hz] | 2.3 | 2.4 | 2.4 | 2.3 | 2.2 | 2.3 | 2.3 | 2.2 |
| Avg. Stride Length [m] | 7.0 | 7.5 | 7.5 | 7.5 | 7.5 | 7.1 | 6.9 | 6.6 |



- [] Ranking at each section and finish
- .-.- No data available at this section
- NA No data available



| | |
|--------------------------------|-------------------|
| Horse/Jockey Name | Master Rich |
| Final Rank | 10 |
| Fastest Section Time (Section) | 0:11.03 (Overall) |
| Top Speed [km/h] (Section) | 65.0 (1400m) |
| Race State | Finished |



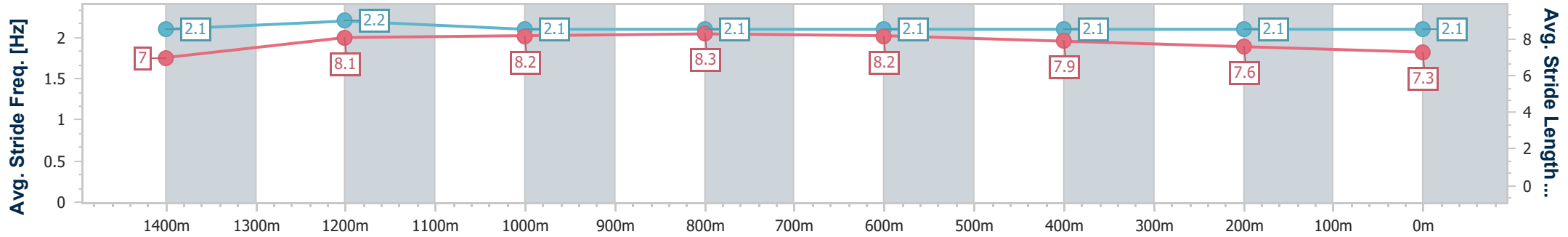
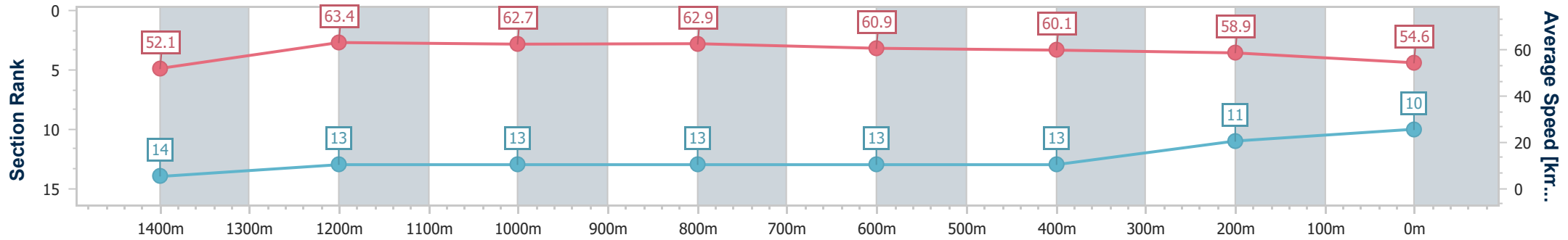
Mackay QLD Professional
Race 3: Book For Sportsman Luncheon Fri 9th Aug Maiden
Plate - 1560m



18 June 2024 - 14:04

Track Rating: Good 4, Weather: Fine, Rail Position: True

| Section | Overall | 1400m | 1200m | 1000m | 800m | 600m | 400m | 200m |
|------------------------|---------------------------|---------------------------|---------------------------|---------------------------|---------------------------|---------------------------|---------------------------|---------------------------|
| Section Times | 1:35.29 [10] (0:11.03) | 1:24.26 [14] (0:11.67) | 1:12.59 [13] (0:11.50) | 1:01.09 [13] (0:11.53) | 0:49.56 [13] (0:11.84) | 0:37.72 [13] (0:12.16) | 0:25.56 [13] (0:12.38) | 0:13.18 [11] (0:13.18) |
| Average Speed [km/h] | 52.1 | 63.4 | 62.7 | 62.9 | 60.9 | 60.1 | 58.9 | 54.6 |
| Top Speed [km/h] | 61.8 | 65.0 | 64.9 | 63.3 | 62.9 | 60.8 | 60.0 | 57.6 |
| Avg. Dist. to Rail [m] | 7.6 | 4.6 | 1.9 | 1.6 | 1.1 | 1.9 | 6.5 | 7.1 |
| Avg. Stride Freq. [Hz] | 2.1 | 2.2 | 2.1 | 2.1 | 2.1 | 2.1 | 2.1 | 2.1 |
| Avg. Stride Length [m] | 7.0 | 8.1 | 8.2 | 8.3 | 8.2 | 7.9 | 7.6 | 7.3 |



- [] Ranking at each section and finish
- .-.- No data available at this section
- NA No data available



| | |
|--------------------------------|-------------------|
| Horse/Jockey Name | Portola |
| Final Rank | 10 |
| Fastest Section Time (Section) | 0:10.77 (Overall) |
| Top Speed [km/h] (Section) | 65.9 (1400m) |
| Race State | Finished |



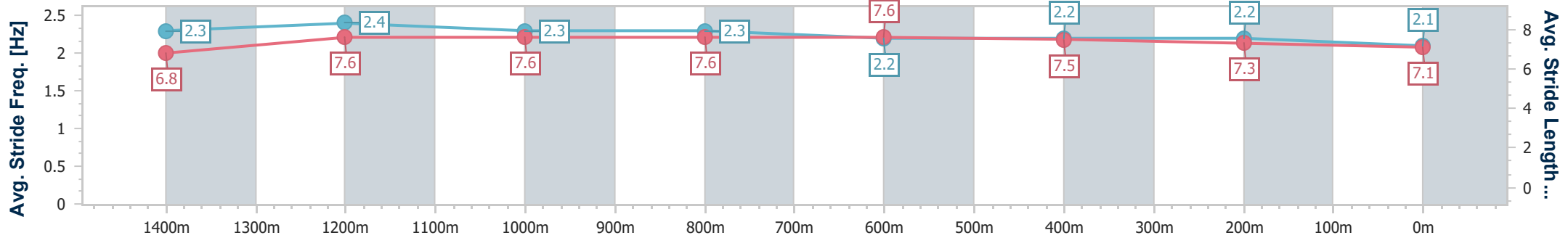
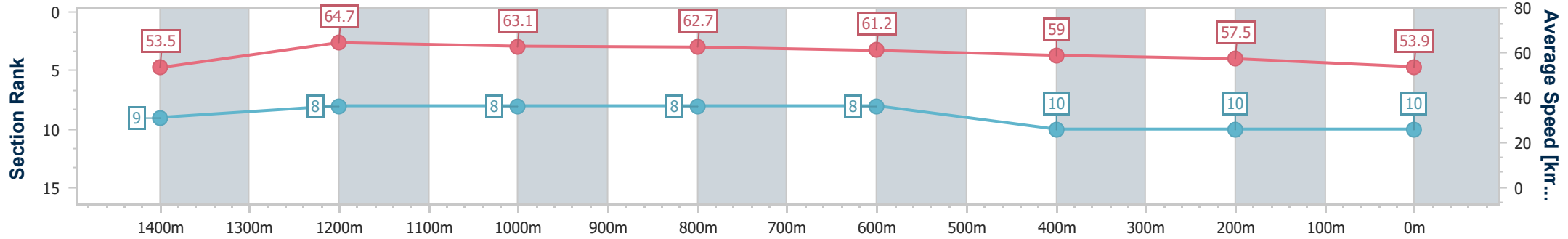
Mackay QLD Professional
Race 3: Book For Sportsman Luncheon Fri 9th Aug Maiden
Plate - 1560m



18 June 2024 - 14:04

Track Rating: Good 4, Weather: Fine, Rail Position: True

| Section | Overall | 1400m | 1200m | 1000m | 800m | 600m | 400m | 200m |
|------------------------|---------------------------|--------------------------|--------------------------|--------------------------|--------------------------|--------------------------|---------------------------|---------------------------|
| Section Times | 1:35.29 [10] (0:10.77) | 1:24.52 [9] (0:11.32) | 1:13.20 [8] (0:11.47) | 1:01.73 [8] (0:11.56) | 0:50.17 [8] (0:11.81) | 0:38.36 [8] (0:12.36) | 0:26.00 [10] (0:12.68) | 0:13.32 [10] (0:13.32) |
| Average Speed [km/h] | 53.5 | 64.7 | 63.1 | 62.7 | 61.2 | 59.0 | 57.5 | 53.9 |
| Top Speed [km/h] | 63.1 | 65.9 | 64.2 | 63.4 | 62.1 | 60.4 | 58.3 | 57.2 |
| Avg. Dist. to Rail [m] | 7.7 | 3.7 | 2.7 | 2.2 | 1.0 | 1.8 | 5.3 | 4.9 |
| Avg. Stride Freq. [Hz] | 2.3 | 2.4 | 2.3 | 2.3 | 2.2 | 2.2 | 2.2 | 2.1 |
| Avg. Stride Length [m] | 6.8 | 7.6 | 7.6 | 7.6 | 7.6 | 7.5 | 7.3 | 7.1 |



- [] Ranking at each section and finish
- .-.- No data available at this section
- NA No data available



| | |
|--------------------------------|-------------------|
| Horse/Jockey Name | Queenbeel |
| Final Rank | 12 |
| Fastest Section Time (Section) | 0:10.63 (Overall) |
| Top Speed [km/h] (Section) | 65.3 (1400m) |
| Race State | Finished |



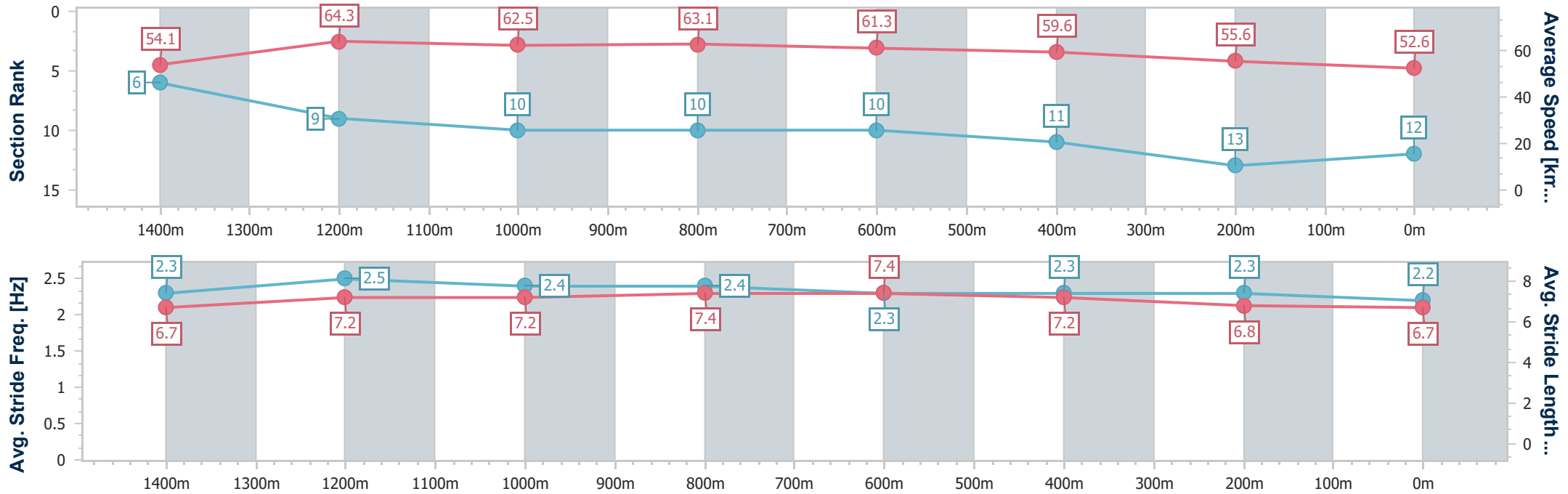
Mackay QLD Professional
Race 3: Book For Sportsman Luncheon Fri 9th Aug Maiden
Plate - 1560m



18 June 2024 - 14:04

Track Rating: Good 4, Weather: Fine, Rail Position: True

| Section | Overall | 1400m | 1200m | 1000m | 800m | 600m | 400m | 200m |
|------------------------|---------------------------|--------------------------|--------------------------|---------------------------|---------------------------|---------------------------|---------------------------|---------------------------|
| Section Times | 1:36.06 [12] (0:10.63) | 1:25.43 [6] (0:11.53) | 1:13.90 [9] (0:11.58) | 1:02.32 [10] (0:11.51) | 0:50.81 [10] (0:11.78) | 0:39.03 [10] (0:12.26) | 0:26.77 [11] (0:13.06) | 0:13.71 [13] (0:13.71) |
| Average Speed [km/h] | 54.1 | 64.3 | 62.5 | 63.1 | 61.3 | 59.6 | 55.6 | 52.6 |
| Top Speed [km/h] | 63.8 | 65.3 | 63.4 | 63.7 | 63.0 | 60.8 | 58.8 | 55.9 |
| Avg. Dist. to Rail [m] | 11.5 | 5.7 | 3.2 | 2.7 | 1.8 | 2.1 | 4.4 | 5.7 |
| Avg. Stride Freq. [Hz] | 2.3 | 2.5 | 2.4 | 2.4 | 2.3 | 2.3 | 2.3 | 2.2 |
| Avg. Stride Length [m] | 6.7 | 7.2 | 7.2 | 7.4 | 7.4 | 7.2 | 6.8 | 6.7 |



- [] Ranking at each section and finish
- .-.- No data available at this section
- NA No data available



| | |
|--------------------------------|-------------------|
| Horse/Jockey Name | Sergeant's Pride |
| Final Rank | 13 |
| Fastest Section Time (Section) | 0:10.97 (Overall) |
| Top Speed [km/h] (Section) | 64.2 (1400m) |
| Race State | Finished |



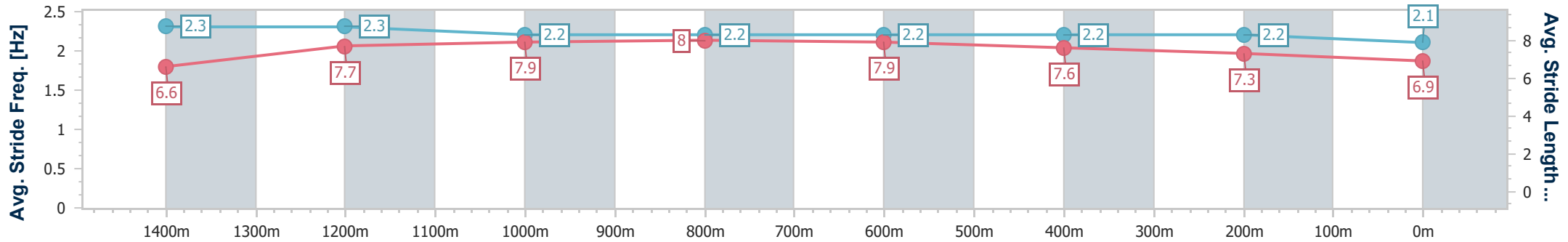
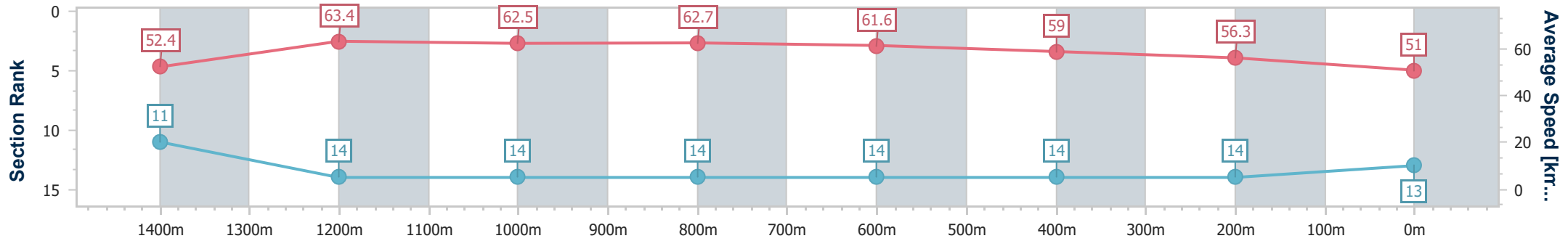
Mackay QLD Professional
Race 3: Book For Sportsman Luncheon Fri 9th Aug Maiden
Plate - 1560m



18 June 2024 - 14:04

Track Rating: Good 4, Weather: Fine, Rail Position: True

| Section | Overall | 1400m | 1200m | 1000m | 800m | 600m | 400m | 200m | | | | | |
|------------------------|---------------------------|---------------------------|---------------------------|---------------------------|---------------------------|---------------------------|---------------------------|---------------------------|--|--|--|--|--|
| Section Times | 1:36.85 [13] (0:10.97) | 1:25.88 [11] (0:11.74) | 1:14.14 [14] (0:11.66) | 1:02.48 [14] (0:11.57) | 0:50.91 [14] (0:11.77) | 0:39.14 [14] (0:12.25) | 0:26.89 [14] (0:12.76) | 0:14.13 [14] (0:14.13) | | | | | |
| Average Speed [km/h] | 52.4 | 63.4 | 62.5 | 62.7 | 61.6 | 59.0 | 56.3 | 51.0 | | | | | |
| Top Speed [km/h] | 62.2 | 64.2 | 63.2 | 63.6 | 63.5 | 60.4 | 58.6 | 54.8 | | | | | |
| Avg. Dist. to Rail [m] | 8.6 | 6.6 | 5.1 | 2.9 | 2.4 | 0.8 | 1.6 | 3.0 | | | | | |
| Avg. Stride Freq. [Hz] | 2.3 | 2.3 | 2.2 | 2.2 | 2.2 | 2.2 | 2.2 | 2.1 | | | | | |
| Avg. Stride Length [m] | 6.6 | 7.7 | 7.9 | 8.0 | 7.9 | 7.6 | 7.3 | 6.9 | | | | | |



- [] Ranking at each section and finish
- .-.- No data available at this section
- NA No data available



| | |
|--------------------------------|-------------------|
| Horse/Jockey Name | Zuri Zuri |
| Final Rank | 14 |
| Fastest Section Time (Section) | 0:10.60 (Overall) |
| Top Speed [km/h] (Section) | 67.1 (1400m) |
| Race State | Finished |



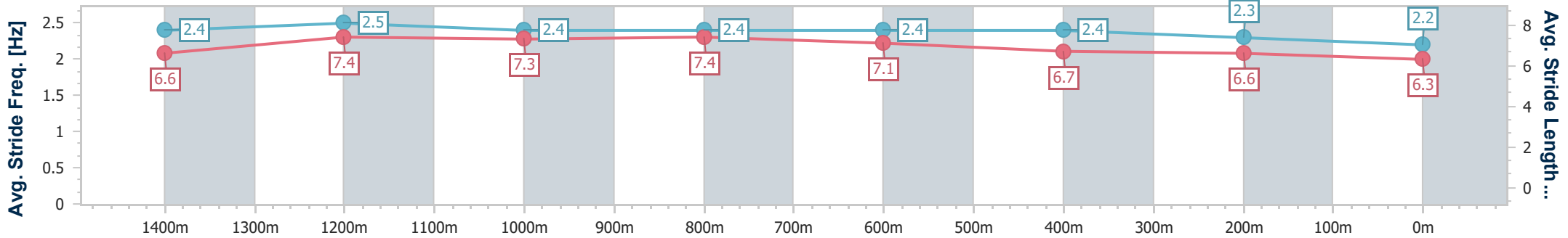
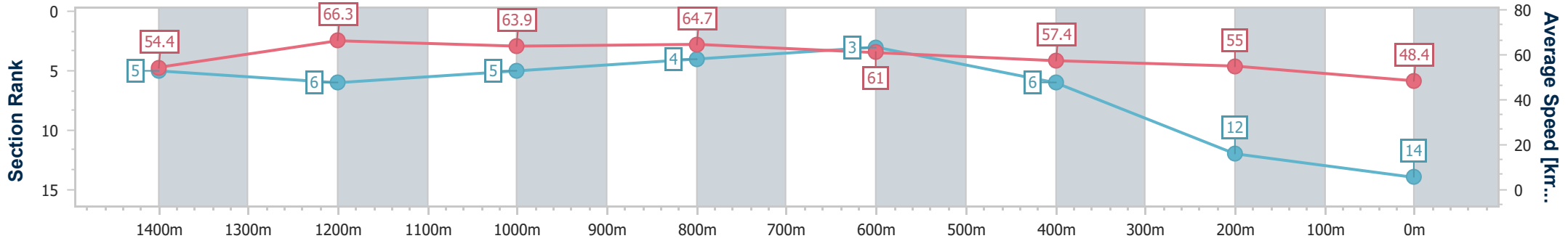
Mackay QLD Professional
 Race 3: Book For Sportsman Luncheon Fri 9th Aug Maiden
 Plate - 1560m



18 June 2024 - 14:04

Track Rating: Good 4, Weather: Fine, Rail Position: True

| Section | Overall | 1400m | 1200m | 1000m | 800m | 600m | 400m | 200m |
|------------------------|---------------------------|--------------------------|--------------------------|--------------------------|--------------------------|--------------------------|--------------------------|---------------------------|
| Section Times | 1:36.95 [14] (0:10.60) | 1:26.35 [5] (0:11.31) | 1:15.04 [6] (0:11.38) | 1:03.66 [5] (0:11.31) | 0:52.35 [4] (0:11.88) | 0:40.47 [3] (0:12.60) | 0:27.87 [6] (0:13.08) | 0:14.79 [12] (0:14.79) |
| Average Speed [km/h] | 54.4 | 66.3 | 63.9 | 64.7 | 61.0 | 57.4 | 55.0 | 48.4 |
| Top Speed [km/h] | 64.9 | 67.1 | 65.4 | 65.6 | 63.6 | 59.3 | 56.3 | 53.5 |
| Avg. Dist. to Rail [m] | 12.8 | 8.4 | 5.7 | 4.1 | 2.9 | 0.5 | 2.0 | 4.3 |
| Avg. Stride Freq. [Hz] | 2.4 | 2.5 | 2.4 | 2.4 | 2.4 | 2.4 | 2.3 | 2.2 |
| Avg. Stride Length [m] | 6.6 | 7.4 | 7.3 | 7.4 | 7.1 | 6.7 | 6.6 | 6.3 |



- [] Ranking at each section and finish
- .-.- No data available at this section
- NA No data available



Mackay QLD Professional

Race 4: Ladbrokes Yard Comments QTIS 0 - 55 Handicap - 1560m

18 June 2024 - 14:45



MACKAY TURF CLUB

Ooralea Racecourse

Track Rating: Good 4, Weather: Fine, Rail Position: True

| Section | | | | | | | | | | | | | | |
|-------------|----------------------|---|----------------------|----------------------|----------------------|---------------------------|---------------------------|---------------------------|---------------------------|---------------------------|---------------------------|---------------------------|------------------------|----|
| Field Times | | | | | | | | | | | | | | |
| | Overall | 1400m | 1200m | 1000m | 800m | 600m | 400m | Last 600m | | | | | | |
| | 1:34.42 (0:11.22) | 1:23.20 (0:11.21) | 1:11.99 (0:11.22) | 1:00.77 (0:11.49) | 0:49.28 (0:12.00) | 0:37.28 (0:12.41) | 0:24.87 (0:12.21) | 0:37.28 | | | | | | |
| Rank | TAB | Horse/Jockey | Barrier | Top Speed [km/h] | Fastest Section | | | | | | | | Distance Travelled [m] | |
| 1 | 8 | LETS TORQUE A DEEL Jaimee-Lee Devine | 16 | 65.3 1200m | 0:11.37 1200m | 1:34.42 [1] (0:11.98) | 1:22.44 [13] (0:11.50) | 1:10.94 [13] (0:11.37) | 0:59.57 [13] (0:11.66) | 0:47.91 [13] (0:11.88) | 0:36.03 [12] (0:12.14) | 0:23.89 [12] (0:11.82) | 0:36.03 | |
| 2 | 12 | TORQUE ESPAGNA Chelsea Jokic | 20 | 65.5 1400m | 0:11.39 1200m | 1:34.44 [2] (0:12.12) | 1:22.32 [14] (0:11.62) | 1:10.70 [14] (0:11.39) | 0:59.31 [14] (0:11.69) | 0:47.62 [14] (0:11.87) | 0:35.75 [14] (0:12.03) | 0:23.72 [14] (0:11.88) | 0:35.75 | +1 |
| 3 | 9 | REPLACE THE ACE Jackson Murphy | 4 | 65.8 1200m | 0:11.17 1200m | 1:34.45 [3] (0:11.28) | 1:23.17 [3] (0:11.20) | 1:11.97 [2] (0:11.17) | 1:00.80 [1] (0:11.49) | 0:49.31 [1] (0:12.00) | 0:37.31 [1] (0:12.41) | 0:24.90 [1] (0:12.21) | 0:37.31 | -7 |
| 4 | 13 | PARISIAN LADY Jake Bayliss | 15 | 64.6 1400m | 0:11.45 1200m | 1:34.45 [4] (0:11.63) | 1:22.82 [11] (0:11.47) | 1:11.35 [10] (0:11.45) | 0:59.90 [11] (0:11.71) | 0:48.19 [11] (0:11.84) | 0:36.35 [10] (0:12.28) | 0:24.07 [11] (0:12.12) | 0:36.35 | -6 |
| 5 | 2 | ROC DE RUSSIAN Ashley Butler | 10 | 64.5 1200m | 0:11.36 1200m | 1:34.48 [5] (0:11.45) | 1:23.03 [7] (0:11.69) | 1:11.34 [11] (0:11.36) | 0:59.98 [10] (0:11.72) | 0:48.26 [10] (0:11.90) | 0:36.36 [11] (0:12.10) | 0:24.26 [7] (0:12.01) | 0:36.36 | +3 |
| 6 | 5 | EXCITE CHOO Nathan Day | 19 | 65.6 1400m | 0:11.39 1400m | 1:34.63 [6] (0:11.50) | 1:23.13 [9] (0:11.39) | 1:11.74 [8] (0:11.48) | 1:00.26 [9] (0:11.73) | 0:48.53 [9] (0:11.89) | 0:36.64 [8] (0:11.94) | 0:24.70 [3] (0:11.94) | 0:36.64 | +1 |
| 7 | 4 | ANOTHER JACK Scott Sheargold | 2 | 65.7 1400m | 0:11.31 1400m | 1:35.07 [7] (0:11.51) | 1:23.56 [10] (0:11.31) | 1:12.25 [7] (0:11.34) | 1:00.91 [7] (0:11.66) | 0:49.25 [5] (0:11.98) | 0:37.27 [5] (0:12.43) | 0:24.84 [8] (0:12.21) | 0:37.27 | -6 |
| 8 | 10 | DEFROSTED Zac Sprie | 18 | 65.1 1400m | 0:11.43 1400m | 1:35.12 [8] (0:11.93) | 1:23.19 [12] (0:11.43) | 1:11.76 [12] (0:11.43) | 1:00.33 [12] (0:11.70) | 0:48.63 [12] (0:12.00) | 0:36.63 [13] (0:12.16) | 0:24.47 [13] (0:11.93) | 0:36.63 | +8 |
| 9 | 3 | BRAND NEW Justin Stanley | 12 | 66.3 1400m | 0:11.28 Overall | 1:35.15 [9] (0:11.28) | 1:23.87 [2] (0:11.29) | 1:12.58 [3] (0:11.32) | 1:01.26 [4] (0:11.63) | 0:49.63 [4] (0:11.85) | 0:37.78 [2] (0:12.34) | 0:25.44 [2] (0:12.58) | 0:37.78 | -4 |
| 10 | 1 | KNOWITALL JACK McKenzie Apel | 14 | 66.8 1400m | 0:11.29 Overall | 1:35.87 [10] (0:11.29) | 1:24.58 [4] (0:11.38) | 1:13.20 [6] (0:11.36) | 1:01.84 [6] (0:11.81) | 0:50.03 [6] (0:12.00) | 0:38.03 [6] (0:12.18) | 0:25.85 [4] (0:12.43) | 0:38.03 | +3 |

Scratched: Rocky Rebel (#14), Chilli Palmer (#16), Our Heart Throb (#17), Density (#18), Let's Roll (#20), Bold Zip (#19)

[] Ranking at each section and finish
 -:-:- No data available at this section
 NA No data available

SCN Saddle cloth number
 DNF Did not finish
 DNT Did not track



Mackay QLD Professional

Race 4: Ladbrokes Yard Comments QTIS 0 - 55 Handicap - 1560m

18 June 2024 - 14:45



MACKAY TURF CLUB

Ooralea Racecourse

Track Rating: Good 4, Weather: Fine, Rail Position: True

| Section | | Overall | 1400m | 1200m | 1000m | 800m | 600m | 400m | Last 600m | | | | | |
|-------------|-------------------------------|----------------------|----------------------|----------------------|---------------------------|--------------------------|--------------------------|--------------------------|--------------------------|--------------------------|---------------------------|---------|----|------------------------|
| Field Times | | 1:34.42 (0:11.22) | 1:23.20 (0:11.21) | 1:11.99 (0:11.22) | 1:00.77 (0:11.49) | 0:49.28 (0:12.00) | 0:37.28 (0:12.41) | 0:24.87 (0:12.21) | 0:37.28 | | | | | |
| Rank | TAB Horse/Jockey | Barrier | Top Speed [km/h] | Fastest Section | | | | | | | | | | Distance Travelled [m] |
| 11 | 15 DOOM DIVA Ron Stewart | 9 | 64.8 1400m | 0:11.33 1200m | 1:36.23 [11] (0:11.36) | 1:24.87 [5] (0:11.54) | 1:13.33 [9] (0:11.33) | 1:02.00 [8] (0:11.69) | 0:50.31 [7] (0:12.05) | 0:38.26 [7] (0:12.32) | 0:25.94 [9] (0:13.21) | 0:38.26 | -4 | |
| 12 | 6 MONT ROYAL Jason Taylor | 8 | 64.8 1400m | 0:11.27 1400m | 1:36.43 [12] (0:11.39) | 1:25.04 [6] (0:11.27) | 1:13.77 [5] (0:11.31) | 1:02.46 [5] (0:12.00) | 0:50.46 [8] (0:12.03) | 0:38.43 [9] (0:12.37) | 0:26.06 [10] (0:12.67) | 0:38.43 | -9 | |
| 13 | 7 BLUE VELVET Melea Castle | 13 | 66.9 1400m | 0:11.13 1400m | 1:37.07 [13] (0:11.45) | 1:25.62 [8] (0:11.13) | 1:14.49 [4] (0:11.15) | 1:03.34 [2] (0:11.57) | 0:51.77 [2] (0:12.07) | 0:39.70 [3] (0:12.71) | 0:26.99 [5] (0:13.18) | 0:39.70 | -3 | |
| 14 | 11 JELLISHOT Nikki Olzard | 5 | 66.1 1400m | 0:11.21 1400m | 1:38.61 [14] (0:11.22) | 1:27.39 [1] (0:11.21) | 1:16.18 [1] (0:11.33) | 1:04.85 [3] (0:11.69) | 0:53.16 [3] (0:12.12) | 0:41.04 [4] (0:12.55) | 0:28.49 [6] (0:13.28) | 0:41.04 | -3 | |

Scratched: Rocky Rebel (#14), Chilli Palmer (#16), Our Heart Throb (#17), Density (#18), Let's Roll (#20), Bold Zip (#19)

[] Ranking at each section and finish
 -:-:-:- No data available at this section
 NA No data available

SCN Saddle cloth number
 DNF Did not finish
 DNT Did not track



Mackay QLD Professional

Race 4: Ladbrokes Yard Comments QTIS 0 - 55 Handicap - 1560m

18 June 2024 - 14:45



MACKAY TURF CLUB
Ooralea Racecourse

Track Rating: Good 4, Weather: Fine, Rail Position: True

| Section | | | | 200m | | | | Last 600m | | |
|-------------|-----|---|---------|----------------------|--------------------|---------------------------|---------|-----------|------------------------|----|
| Field Times | | | | 0:12.66 (0:12.66) | | | | 0:37.28 | | |
| Rank | TAB | Horse/Jockey | Barrier | Top Speed [km/h] | Fastest Section | Margin | | | Distance Travelled [m] | |
| 1 | 8 | LETS TORQUE A DEEL Jaimee-Lee Devine | 16 | 65.3 1200m | 0:11.37 1200m | 0:12.07 [5] (0:12.07) | 1:34.42 | | 0:36.03 | |
| 2 | 12 | TORQUE ESPAGNA Chelsea Jokic | 20 | 65.5 1400m | 0:11.39 1200m | 0:11.84 [10] (0:11.84) | 0.12L | | 0:35.75 | +1 |
| 3 | 9 | REPLACE THE ACE Jackson Murphy | 4 | 65.8 1200m | 0:11.17 1200m | 0:12.69 [1] (0:12.69) | 0.17L | | 0:37.31 | -7 |
| 4 | 13 | PARISIAN LADY Jake Bayliss | 15 | 64.6 1400m | 0:11.45 1200m | 0:11.95 [8] (0:11.95) | 0.2L | | 0:36.35 | -6 |
| 5 | 2 | ROC DE RUSSIAN Ashley Butler | 10 | 64.5 1200m | 0:11.36 1200m | 0:12.25 [3] (0:12.25) | 0.35L | | 0:36.36 | +3 |
| 6 | 5 | EXCITE CHOO Nathan Day | 19 | 65.6 1400m | 0:11.39 1400m | 0:12.76 [2] (0:12.76) | 1.26L | | 0:36.64 | +1 |
| 7 | 4 | ANOTHER JACK Scott Sheargold | 2 | 65.7 1400m | 0:11.31 1400m | 0:12.63 [6] (0:12.63) | 3.85L | | 0:37.27 | -6 |
| 8 | 10 | DEFROSTED Zac Sprie | 18 | 65.1 1400m | 0:11.43 1400m | 0:12.54 [9] (0:12.54) | 4.1L | | 0:36.63 | +8 |
| 9 | 3 | BRAND NEW Justin Stanley | 12 | 66.3 1400m | 0:11.28 Overall | 0:12.86 [4] (0:12.86) | 4.28L | | 0:37.78 | -4 |
| 10 | 1 | KNOWITALL JACK McKenzie Apel | 14 | 66.8 1400m | 0:11.29 Overall | 0:13.42 [7] (0:13.42) | 8.51L | | 0:38.03 | +3 |

Scratched: Rocky Rebel (#14), Chilli Palmer (#16), Our Heart Throb (#17), Density (#18), Let's Roll (#20), Bold Zip (#19)

Report Created: Tue 18 June 2024 15:26 GMT+10 (Note: Timing is based on position data)

Page 3/18

[] Ranking at each section and finish
-:--:- No data available at this section
NA No data available

SCN Saddle cloth number
DNF Did not finish
DNT Did not track

data processed by TRIPLES DATA



Mackay QLD Professional

Race 4: Ladbrokes Yard Comments QTIS 0 - 55 Handicap - 1560m

18 June 2024 - 14:45



MACKAY TURF CLUB
Ooralea Racecourse

Track Rating: Good 4, Weather: Fine, Rail Position: True

| Section | | | | 200m | | | | Last 600m | |
|-------------|-----|------------------------------------|---------|----------------------|------------------|---------------------------|--------|-----------|------------------------|
| Field Times | | | | 0:12.66 (0:12.66) | | | | 0:37.28 | |
| Rank | TAB | Horse/Jockey | Barrier | Top Speed [km/h] | Fastest Section | Margin | | | Distance Travelled [m] |
| 11 | 15 | DOOM DIVA Ron Stewart | 9 | 64.8 1400m | 0:11.33 1200m | 0:12.73 [14] (0:12.73) | 10.66L | | 0:38.26 -4 |
| 12 | 6 | MONT ROYAL Jason Taylor | 8 | 64.8 1400m | 0:11.27 1400m | 0:13.39 [11] (0:13.39) | 11.86L | | 0:38.43 -9 |
| 13 | 7 | BLUE VELVET Melea Castle | 13 | 66.9 1400m | 0:11.13 1400m | 0:13.81 [12] (0:13.81) | 15.62L | | 0:39.70 -3 |
| 14 | 11 | JELLISHOT Nikki Olzard | 5 | 66.1 1400m | 0:11.21 1400m | 0:15.21 [13] (0:15.21) | 24.66L | | 0:41.04 -3 |

Scratched: Rocky Rebel (#14), Chilli Palmer (#16), Our Heart Throb (#17), Density (#18), Let's Roll (#20), Bold Zip (#19)

[] Ranking at each section and finish
-:--:- No data available at this section
NA No data available

SCN Saddle cloth number
DNF Did not finish
DNT Did not track



| | |
|--------------------------------|--------------------|
| Horse/Jockey Name | Lets Torque A Deel |
| Final Rank | 1 |
| Fastest Section Time (Section) | 0:11.37 (1200m) |
| Top Speed [km/h] (Section) | 65.3 (1200m) |
| Race State | Finished |



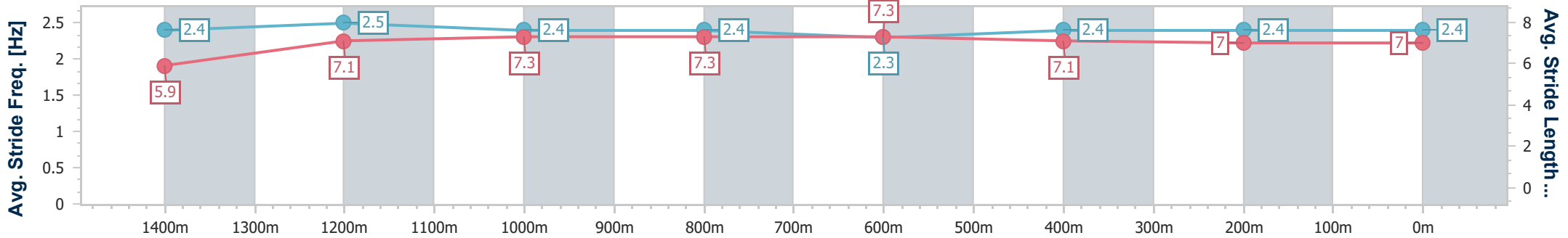
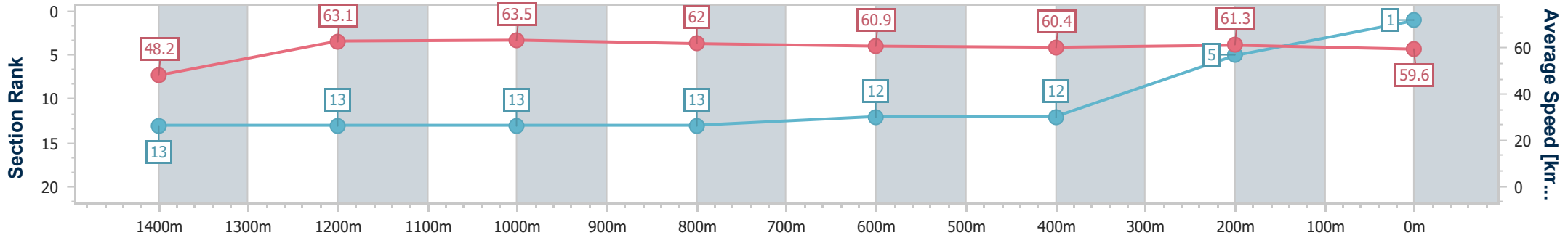
Mackay QLD Professional
Race 4: Ladbroke's Yard Comments QTIS 0 - 55 Handicap - 1560m



18 June 2024 - 14:45

Track Rating: Good 4, Weather: Fine, Rail Position: True

| Section | Overall | 1400m | 1200m | 1000m | 800m | 600m | 400m | 200m |
|------------------------|--------------------------|---------------------------|---------------------------|---------------------------|---------------------------|---------------------------|---------------------------|--------------------------|
| Section Times | 1:34.42 [1] (0:11.98) | 1:22.44 [13] (0:11.50) | 1:10.94 [13] (0:11.37) | 0:59.57 [13] (0:11.66) | 0:47.91 [13] (0:11.88) | 0:36.03 [12] (0:12.14) | 0:23.89 [12] (0:11.82) | 0:12.07 [5] (0:12.07) |
| Average Speed [km/h] | 48.2 | 63.1 | 63.5 | 62.0 | 60.9 | 60.4 | 61.3 | 59.6 |
| Top Speed [km/h] | 63.4 | 64.9 | 65.3 | 64.0 | 62.8 | 62.0 | 63.1 | 61.9 |
| Avg. Dist. to Rail [m] | 8.3 | 2.0 | 1.9 | 1.3 | 1.5 | 2.2 | 4.9 | 5.1 |
| Avg. Stride Freq. [Hz] | 2.4 | 2.5 | 2.4 | 2.4 | 2.3 | 2.4 | 2.4 | 2.4 |
| Avg. Stride Length [m] | 5.9 | 7.1 | 7.3 | 7.3 | 7.3 | 7.1 | 7.0 | 7.0 |



- [] Ranking at each section and finish
- .-.- No data available at this section
- NA No data available



| | |
|--------------------------------|-----------------|
| Horse/Jockey Name | Torque Espagna |
| Final Rank | 2 |
| Fastest Section Time (Section) | 0:11.39 (1200m) |
| Top Speed [km/h] (Section) | 65.5 (1400m) |
| Race State | Finished |



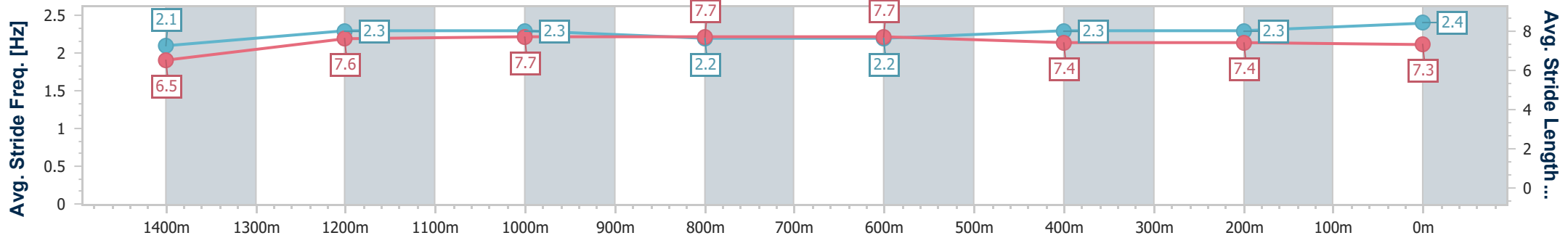
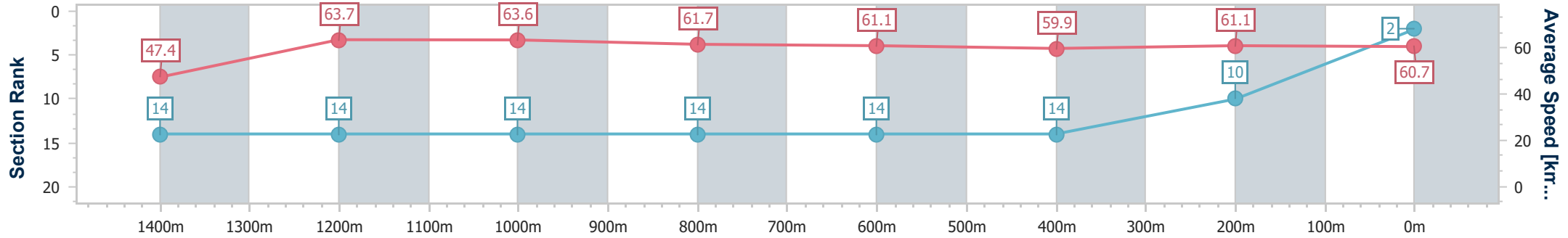
Mackay QLD Professional
Race 4: Ladbrokes Yard Comments QTIS 0 - 55 Handicap - 1560m



18 June 2024 - 14:45

Track Rating: Good 4, Weather: Fine, Rail Position: True

| Section | Overall | 1400m | 1200m | 1000m | 800m | 600m | 400m | 200m |
|------------------------|--------------------------|---------------------------|---------------------------|---------------------------|---------------------------|---------------------------|---------------------------|---------------------------|
| Section Times | 1:34.44 [2] (0:12.12) | 1:22.32 [14] (0:11.62) | 1:10.70 [14] (0:11.39) | 0:59.31 [14] (0:11.69) | 0:47.62 [14] (0:11.87) | 0:35.75 [14] (0:12.03) | 0:23.72 [14] (0:11.88) | 0:11.84 [10] (0:11.84) |
| Average Speed [km/h] | 47.4 | 63.7 | 63.6 | 61.7 | 61.1 | 59.9 | 61.1 | 60.7 |
| Top Speed [km/h] | 62.3 | 65.5 | 65.4 | 62.7 | 62.3 | 60.7 | 62.5 | 62.7 |
| Avg. Dist. to Rail [m] | 13.2 | 5.9 | 1.9 | 1.1 | 1.0 | 0.6 | 4.9 | 7.0 |
| Avg. Stride Freq. [Hz] | 2.1 | 2.3 | 2.3 | 2.2 | 2.2 | 2.3 | 2.3 | 2.4 |
| Avg. Stride Length [m] | 6.5 | 7.6 | 7.7 | 7.7 | 7.7 | 7.4 | 7.4 | 7.3 |



- [] Ranking at each section and finish
- .-.- No data available at this section
- NA No data available



| | |
|--------------------------------|-----------------|
| Horse/Jockey Name | Replace The Ace |
| Final Rank | 3 |
| Fastest Section Time (Section) | 0:11.17 (1200m) |
| Top Speed [km/h] (Section) | 65.8 (1200m) |
| Race State | Finished |



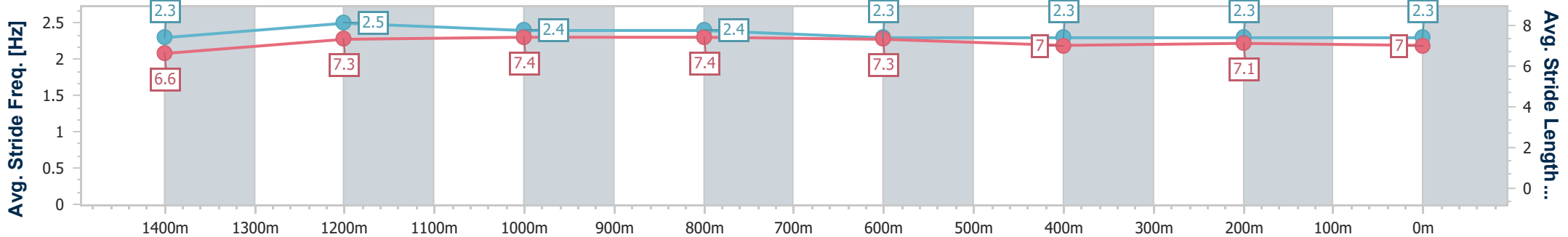
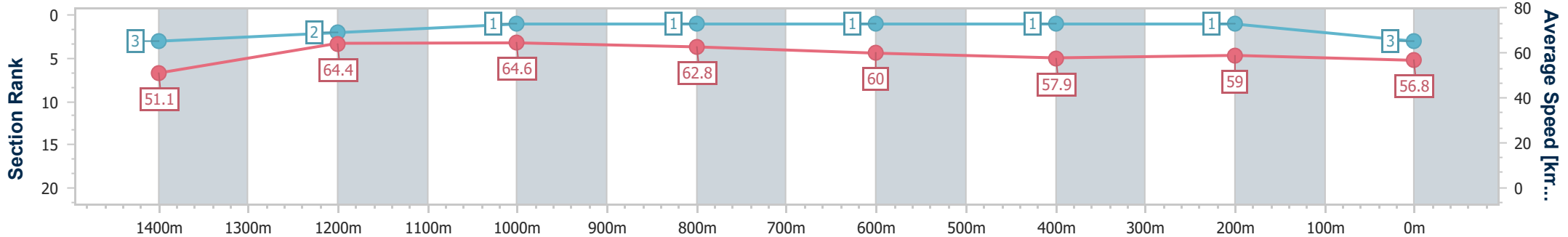
Mackay QLD Professional
Race 4: Ladbrokes Yard Comments QTIS 0 - 55 Handicap - 1560m



18 June 2024 - 14:45

Track Rating: Good 4, Weather: Fine, Rail Position: True

| Section | Overall | 1400m | 1200m | 1000m | 800m | 600m | 400m | 200m |
|------------------------|--------------------------|--------------------------|--------------------------|--------------------------|--------------------------|--------------------------|--------------------------|--------------------------|
| Section Times | 1:34.45 [3] (0:11.28) | 1:23.17 [3] (0:11.20) | 1:11.97 [2] (0:11.17) | 1:00.80 [1] (0:11.49) | 0:49.31 [1] (0:12.00) | 0:37.31 [1] (0:12.41) | 0:24.90 [1] (0:12.21) | 0:12.69 [1] (0:12.69) |
| Average Speed [km/h] | 51.1 | 64.4 | 64.6 | 62.8 | 60.0 | 57.9 | 59.0 | 56.8 |
| Top Speed [km/h] | 65.1 | 65.4 | 65.8 | 64.3 | 61.2 | 58.4 | 59.9 | 59.1 |
| Avg. Dist. to Rail [m] | 1.9 | 1.2 | 1.0 | 0.6 | 0.4 | 0.4 | 1.2 | 1.0 |
| Avg. Stride Freq. [Hz] | 2.3 | 2.5 | 2.4 | 2.4 | 2.3 | 2.3 | 2.3 | 2.3 |
| Avg. Stride Length [m] | 6.6 | 7.3 | 7.4 | 7.4 | 7.3 | 7.0 | 7.1 | 7.0 |



- [] Ranking at each section and finish
- .-.- No data available at this section
- NA No data available



| | |
|--------------------------------|-----------------|
| Horse/Jockey Name | Parisian Lady |
| Final Rank | 4 |
| Fastest Section Time (Section) | 0:11.45 (1200m) |
| Top Speed [km/h] (Section) | 64.6 (1400m) |
| Race State | Finished |



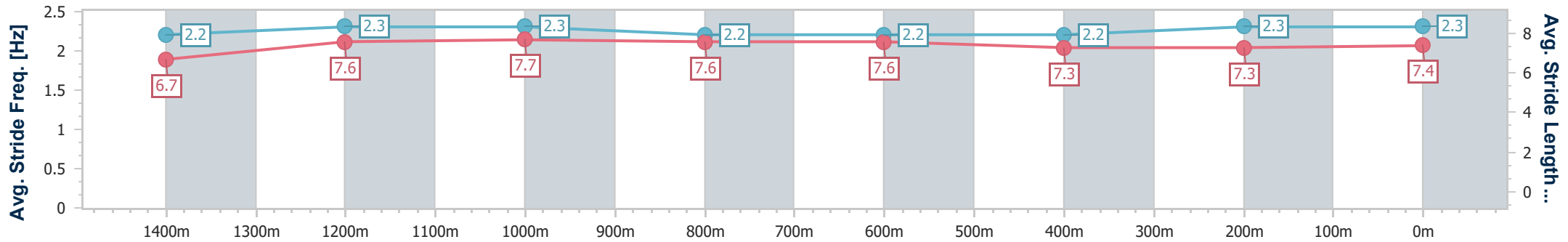
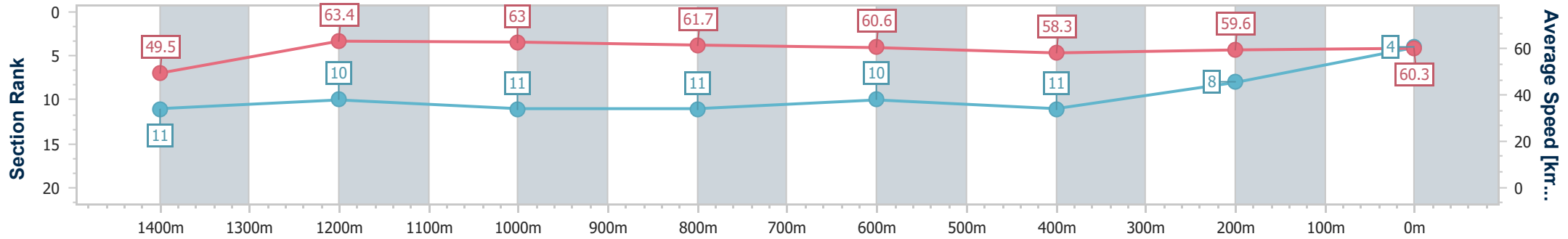
Mackay QLD Professional
Race 4: Ladbrokes Yard Comments QTIS 0 - 55 Handicap - 1560m



18 June 2024 - 14:45

Track Rating: Good 4, Weather: Fine, Rail Position: True

| Section | Overall | 1400m | 1200m | 1000m | 800m | 600m | 400m | 200m |
|------------------------|--------------------------|---------------------------|---------------------------|---------------------------|---------------------------|---------------------------|---------------------------|--------------------------|
| Section Times | 1:34.45 [4] (0:11.63) | 1:22.82 [11] (0:11.47) | 1:11.35 [10] (0:11.45) | 0:59.90 [11] (0:11.71) | 0:48.19 [11] (0:11.84) | 0:36.35 [10] (0:12.28) | 0:24.07 [11] (0:12.12) | 0:11.95 [8] (0:11.95) |
| Average Speed [km/h] | 49.5 | 63.4 | 63.0 | 61.7 | 60.6 | 58.3 | 59.6 | 60.3 |
| Top Speed [km/h] | 61.7 | 64.6 | 64.3 | 62.2 | 61.7 | 59.0 | 62.2 | 61.4 |
| Avg. Dist. to Rail [m] | 8.8 | 2.8 | 0.7 | 0.4 | 0.4 | 0.5 | 3.0 | 4.9 |
| Avg. Stride Freq. [Hz] | 2.2 | 2.3 | 2.3 | 2.2 | 2.2 | 2.2 | 2.3 | 2.3 |
| Avg. Stride Length [m] | 6.7 | 7.6 | 7.7 | 7.6 | 7.6 | 7.3 | 7.3 | 7.4 |



- [] Ranking at each section and finish
- .-.- No data available at this section
- NA No data available



| | |
|--------------------------------|-----------------|
| Horse/Jockey Name | Roc De Russian |
| Final Rank | 5 |
| Fastest Section Time (Section) | 0:11.36 (1200m) |
| Top Speed [km/h] (Section) | 64.5 (1200m) |
| Race State | Finished |



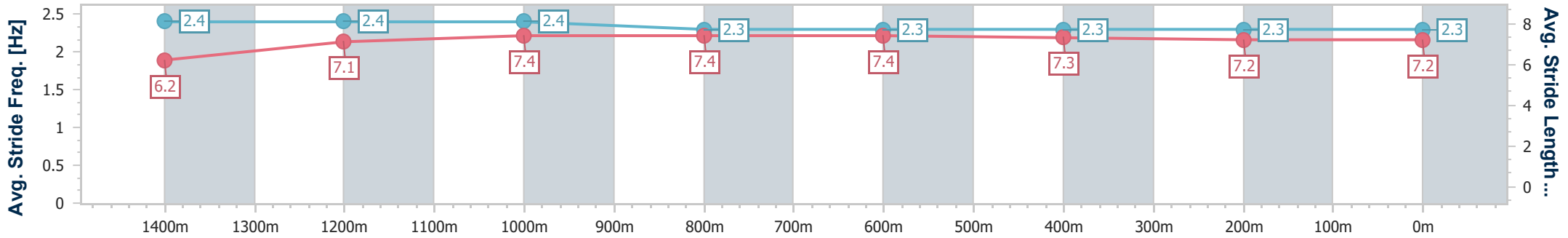
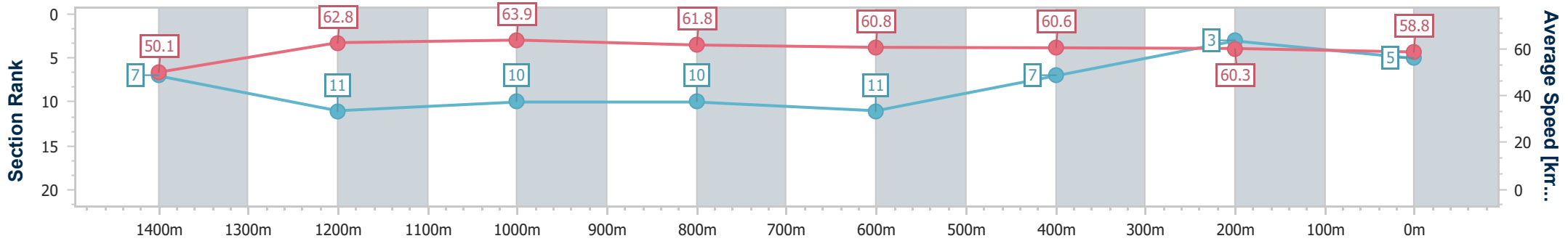
Mackay QLD Professional
Race 4: Ladbrokes Yard Comments QTIS 0 - 55 Handicap - 1560m



18 June 2024 - 14:45

Track Rating: Good 4, Weather: Fine, Rail Position: True

| Section | Overall | 1400m | 1200m | 1000m | 800m | 600m | 400m | 200m |
|------------------------|--------------------------|--------------------------|---------------------------|---------------------------|---------------------------|---------------------------|--------------------------|--------------------------|
| Section Times | 1:34.48 [5] (0:11.45) | 1:23.03 [7] (0:11.69) | 1:11.34 [11] (0:11.36) | 0:59.98 [10] (0:11.72) | 0:48.26 [10] (0:11.90) | 0:36.36 [11] (0:12.10) | 0:24.26 [7] (0:12.01) | 0:12.25 [3] (0:12.25) |
| Average Speed [km/h] | 50.1 | 62.8 | 63.9 | 61.8 | 60.8 | 60.6 | 60.3 | 58.8 |
| Top Speed [km/h] | 62.3 | 63.8 | 64.5 | 63.0 | 61.7 | 61.0 | 61.3 | 60.7 |
| Avg. Dist. to Rail [m] | 5.7 | 3.9 | 3.0 | 2.5 | 2.1 | 2.1 | 3.9 | 3.9 |
| Avg. Stride Freq. [Hz] | 2.4 | 2.4 | 2.4 | 2.3 | 2.3 | 2.3 | 2.3 | 2.3 |
| Avg. Stride Length [m] | 6.2 | 7.1 | 7.4 | 7.4 | 7.4 | 7.3 | 7.2 | 7.2 |



- [] Ranking at each section and finish
- .-.- No data available at this section
- NA No data available



| | |
|--------------------------------|-----------------|
| Horse/Jockey Name | Excite Choo |
| Final Rank | 6 |
| Fastest Section Time (Section) | 0:11.39 (1400m) |
| Top Speed [km/h] (Section) | 65.6 (1400m) |
| Race State | Finished |



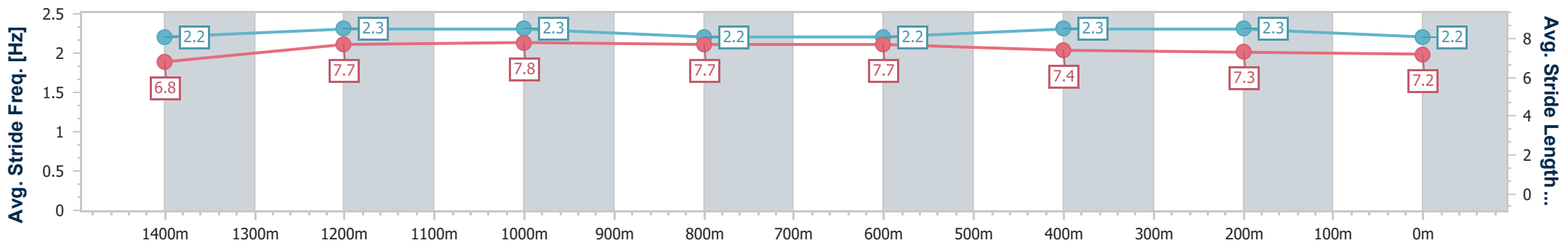
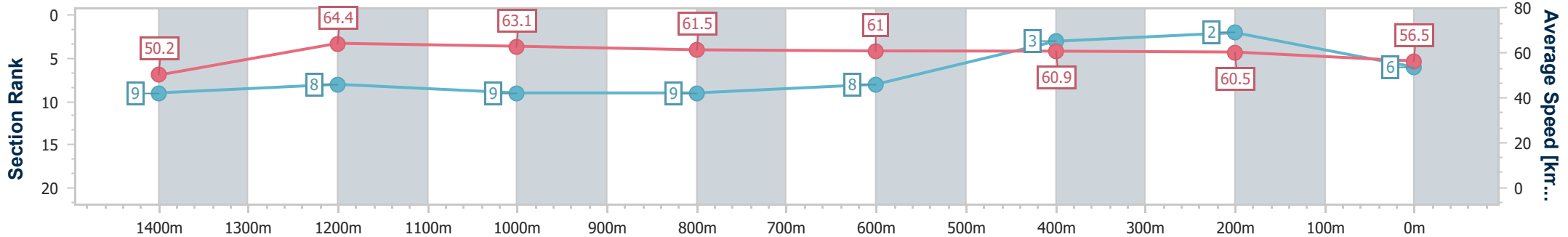
Mackay QLD Professional
Race 4: Ladbrokes Yard Comments QTIS 0 - 55 Handicap - 1560m



18 June 2024 - 14:45

Track Rating: Good 4, Weather: Fine, Rail Position: True

| Section | Overall | 1400m | 1200m | 1000m | 800m | 600m | 400m | 200m |
|------------------------|--------------------------|--------------------------|--------------------------|--------------------------|--------------------------|--------------------------|--------------------------|--------------------------|
| Section Times | 1:34.63 [6] (0:11.50) | 1:23.13 [9] (0:11.39) | 1:11.74 [8] (0:11.48) | 1:00.26 [9] (0:11.73) | 0:48.53 [9] (0:11.89) | 0:36.64 [8] (0:11.94) | 0:24.70 [3] (0:11.94) | 0:12.76 [2] (0:12.76) |
| Average Speed [km/h] | 50.2 | 64.4 | 63.1 | 61.5 | 61.0 | 60.9 | 60.5 | 56.5 |
| Top Speed [km/h] | 62.9 | 65.6 | 64.0 | 62.9 | 61.9 | 62.0 | 61.9 | 58.4 |
| Avg. Dist. to Rail [m] | 9.7 | 3.4 | 2.1 | 1.7 | 1.8 | 1.4 | 2.2 | 1.9 |
| Avg. Stride Freq. [Hz] | 2.2 | 2.3 | 2.3 | 2.2 | 2.2 | 2.3 | 2.3 | 2.2 |
| Avg. Stride Length [m] | 6.8 | 7.7 | 7.8 | 7.7 | 7.7 | 7.4 | 7.3 | 7.2 |



- [] Ranking at each section and finish
- .-.- No data available at this section
- NA No data available



| | |
|--------------------------------|-----------------|
| Horse/Jockey Name | Another Jack |
| Final Rank | 7 |
| Fastest Section Time (Section) | 0:11.31 (1400m) |
| Top Speed [km/h] (Section) | 65.7 (1400m) |
| Race State | Finished |



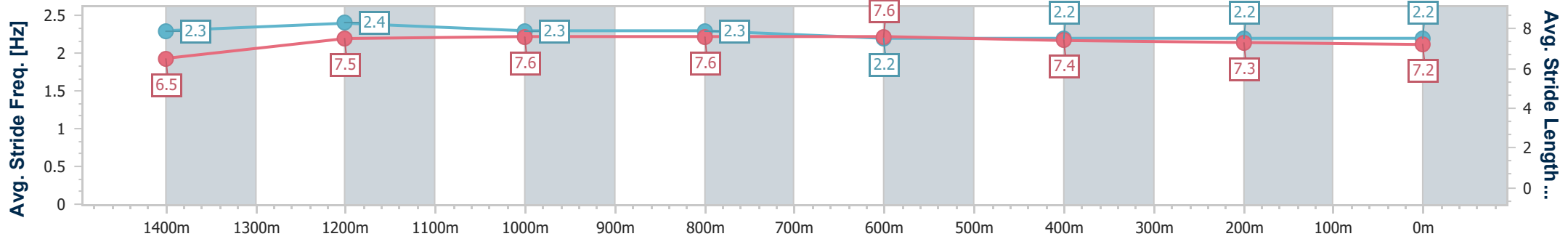
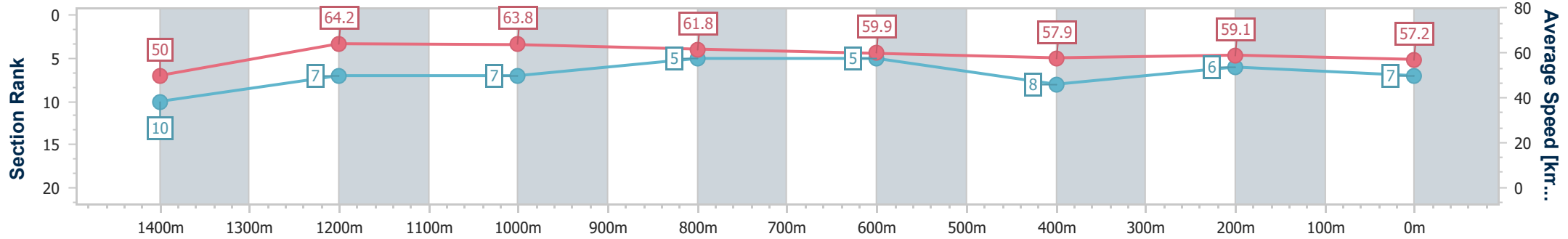
Mackay QLD Professional
Race 4: Ladbrokes Yard Comments QTIS 0 - 55 Handicap - 1560m



18 June 2024 - 14:45

Track Rating: Good 4, Weather: Fine, Rail Position: True

| Section | Overall | 1400m | 1200m | 1000m | 800m | 600m | 400m | 200m |
|------------------------|--------------------------|---------------------------|--------------------------|--------------------------|--------------------------|--------------------------|--------------------------|--------------------------|
| Section Times | 1:35.07 [7] (0:11.51) | 1:23.56 [10] (0:11.31) | 1:12.25 [7] (0:11.34) | 1:00.91 [7] (0:11.66) | 0:49.25 [5] (0:11.98) | 0:37.27 [5] (0:12.43) | 0:24.84 [8] (0:12.21) | 0:12.63 [6] (0:12.63) |
| Average Speed [km/h] | 50.0 | 64.2 | 63.8 | 61.8 | 59.9 | 57.9 | 59.1 | 57.2 |
| Top Speed [km/h] | 64.5 | 65.7 | 65.3 | 62.8 | 61.1 | 59.9 | 60.6 | 59.7 |
| Avg. Dist. to Rail [m] | 1.4 | 1.7 | 1.2 | 0.5 | 0.2 | 0.5 | 1.5 | 0.7 |
| Avg. Stride Freq. [Hz] | 2.3 | 2.4 | 2.3 | 2.3 | 2.2 | 2.2 | 2.2 | 2.2 |
| Avg. Stride Length [m] | 6.5 | 7.5 | 7.6 | 7.6 | 7.6 | 7.4 | 7.3 | 7.2 |



- [] Ranking at each section and finish
- .-.- No data available at this section
- NA No data available



| | |
|--------------------------------|-----------------|
| Horse/Jockey Name | Defrosted |
| Final Rank | 8 |
| Fastest Section Time (Section) | 0:11.43 (1400m) |
| Top Speed [km/h] (Section) | 65.1 (1400m) |
| Race State | Finished |



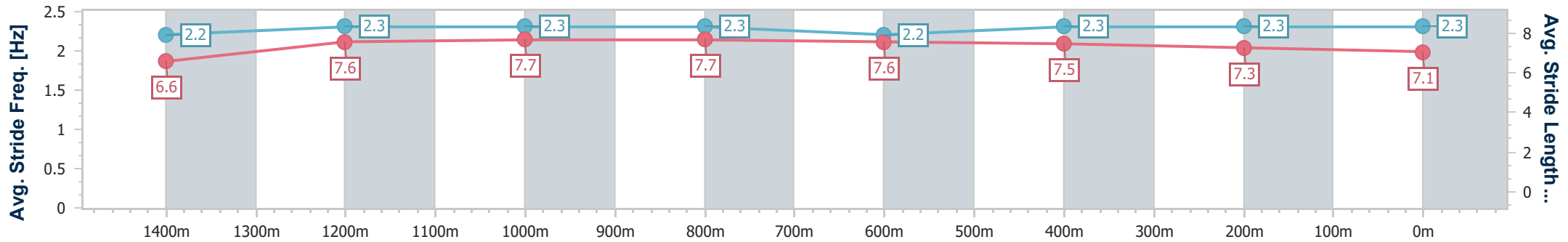
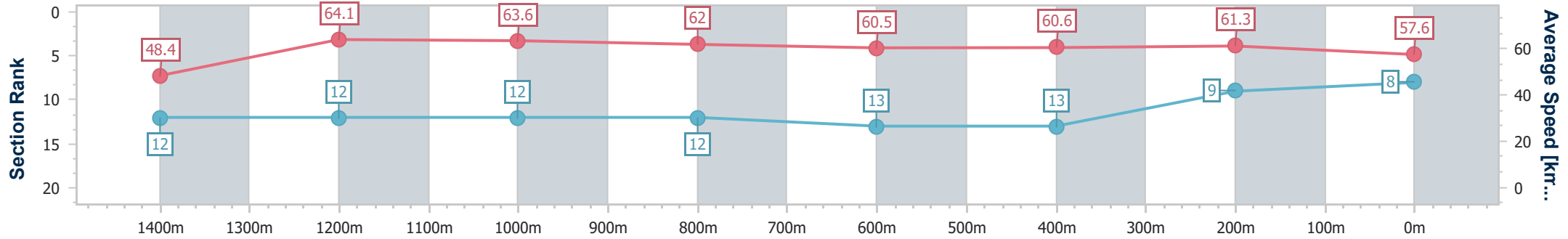
Mackay QLD Professional
Race 4: Ladbrokes Yard Comments QTIS 0 - 55 Handicap - 1560m



18 June 2024 - 14:45

Track Rating: Good 4, Weather: Fine, Rail Position: True

| Section | Overall | 1400m | 1200m | 1000m | 800m | 600m | 400m | 200m |
|------------------------|--------------------------|---------------------------|---------------------------|---------------------------|---------------------------|---------------------------|---------------------------|--------------------------|
| Section Times | 1:35.12 [8] (0:11.93) | 1:23.19 [12] (0:11.43) | 1:11.76 [12] (0:11.43) | 1:00.33 [12] (0:11.70) | 0:48.63 [12] (0:12.00) | 0:36.63 [13] (0:12.16) | 0:24.47 [13] (0:11.93) | 0:12.54 [9] (0:12.54) |
| Average Speed [km/h] | 48.4 | 64.1 | 63.6 | 62.0 | 60.5 | 60.6 | 61.3 | 57.6 |
| Top Speed [km/h] | 65.1 | 65.1 | 64.9 | 63.8 | 62.0 | 61.0 | 62.0 | 60.9 |
| Avg. Dist. to Rail [m] | 9.6 | 4.4 | 3.2 | 2.7 | 2.9 | 3.4 | 6.8 | 8.0 |
| Avg. Stride Freq. [Hz] | 2.2 | 2.3 | 2.3 | 2.3 | 2.2 | 2.3 | 2.3 | 2.3 |
| Avg. Stride Length [m] | 6.6 | 7.6 | 7.7 | 7.7 | 7.6 | 7.5 | 7.3 | 7.1 |



- [] Ranking at each section and finish
- .-.- No data available at this section
- NA No data available



| | |
|--------------------------------|-------------------|
| Horse/Jockey Name | Brand New |
| Final Rank | 9 |
| Fastest Section Time (Section) | 0:11.28 (Overall) |
| Top Speed [km/h] (Section) | 66.3 (1400m) |
| Race State | Finished |



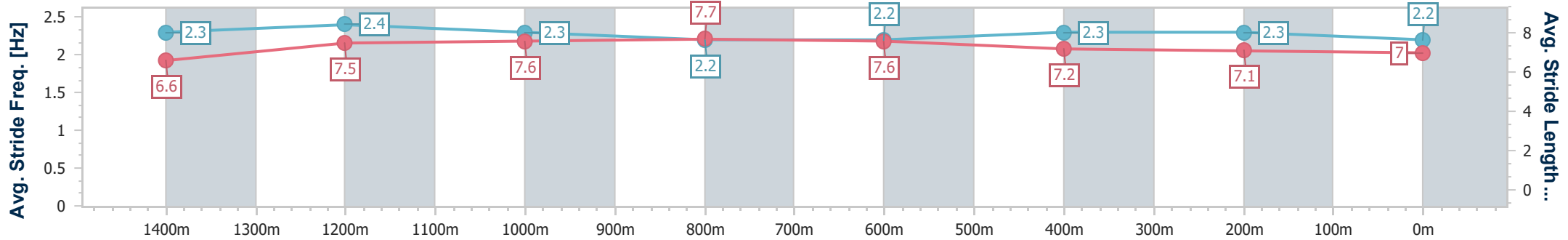
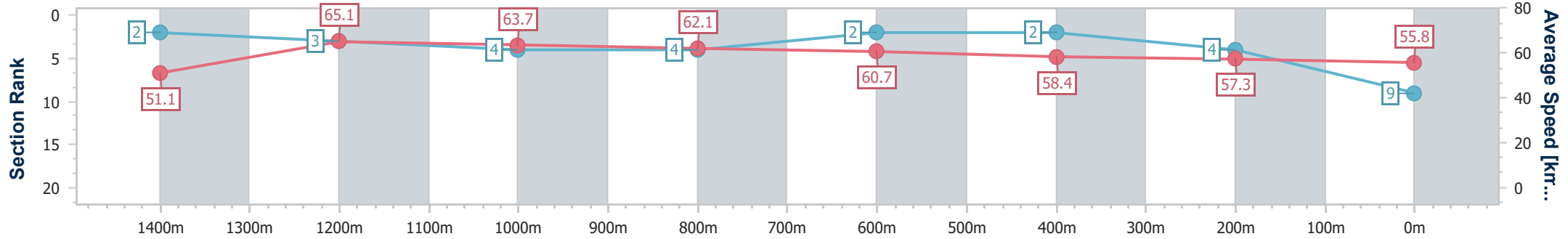
Mackay QLD Professional
Race 4: Ladbrokes Yard Comments QTIS 0 - 55 Handicap - 1560m



18 June 2024 - 14:45

Track Rating: Good 4, Weather: Fine, Rail Position: True

| Section | Overall | 1400m | 1200m | 1000m | 800m | 600m | 400m | 200m |
|------------------------|--------------------------|--------------------------|--------------------------|--------------------------|--------------------------|--------------------------|--------------------------|--------------------------|
| Section Times | 1:35.15 [9] (0:11.28) | 1:23.87 [2] (0:11.29) | 1:12.58 [3] (0:11.32) | 1:01.26 [4] (0:11.63) | 0:49.63 [4] (0:11.85) | 0:37.78 [2] (0:12.34) | 0:25.44 [2] (0:12.58) | 0:12.86 [4] (0:12.86) |
| Average Speed [km/h] | 51.1 | 65.1 | 63.7 | 62.1 | 60.7 | 58.4 | 57.3 | 55.8 |
| Top Speed [km/h] | 64.0 | 66.3 | 65.2 | 63.5 | 61.9 | 59.8 | 58.2 | 57.7 |
| Avg. Dist. to Rail [m] | 6.6 | 4.1 | 2.4 | 0.8 | 0.4 | 0.5 | 0.6 | 1.3 |
| Avg. Stride Freq. [Hz] | 2.3 | 2.4 | 2.3 | 2.2 | 2.2 | 2.3 | 2.3 | 2.2 |
| Avg. Stride Length [m] | 6.6 | 7.5 | 7.6 | 7.7 | 7.6 | 7.2 | 7.1 | 7.0 |



- [] Ranking at each section and finish
- .-.- No data available at this section
- NA No data available



| | |
|--------------------------------|-------------------|
| Horse/Jockey Name | Knowitall Jack |
| Final Rank | 10 |
| Fastest Section Time (Section) | 0:11.29 (Overall) |
| Top Speed [km/h] (Section) | 66.8 (1400m) |
| Race State | Finished |



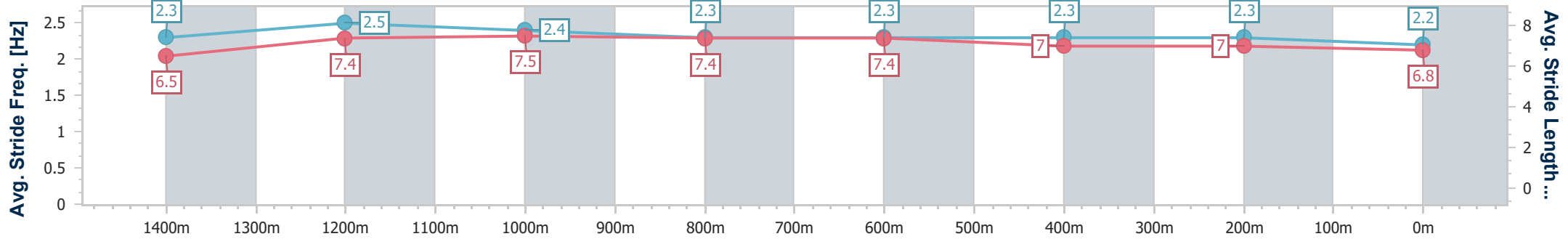
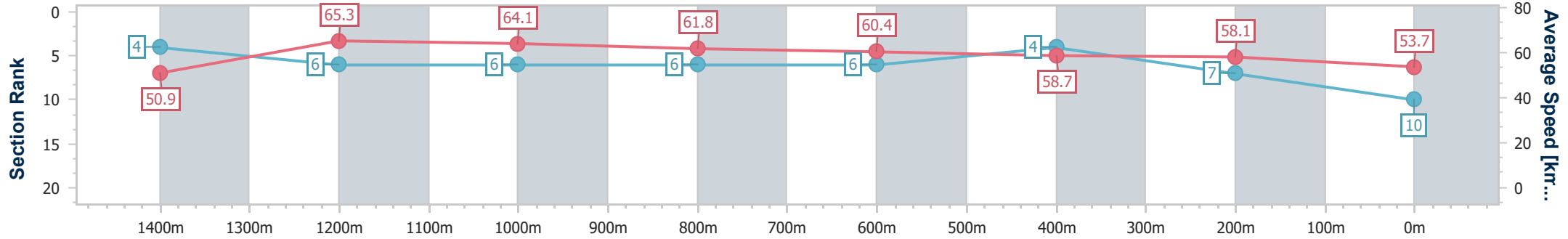
Mackay QLD Professional
Race 4: Ladbrokes Yard Comments QTIS 0 - 55 Handicap - 1560m



18 June 2024 - 14:45

Track Rating: Good 4, Weather: Fine, Rail Position: True

| Section | Overall | 1400m | 1200m | 1000m | 800m | 600m | 400m | 200m |
|------------------------|---------------------------|--------------------------|--------------------------|--------------------------|--------------------------|--------------------------|--------------------------|--------------------------|
| Section Times | 1:35.87 [10] (0:11.29) | 1:24.58 [4] (0:11.38) | 1:13.20 [6] (0:11.36) | 1:01.84 [6] (0:11.81) | 0:50.03 [6] (0:12.00) | 0:38.03 [6] (0:12.18) | 0:25.85 [4] (0:12.43) | 0:13.42 [7] (0:13.42) |
| Average Speed [km/h] | 50.9 | 65.3 | 64.1 | 61.8 | 60.4 | 58.7 | 58.1 | 53.7 |
| Top Speed [km/h] | 64.7 | 66.8 | 65.8 | 63.5 | 61.8 | 60.0 | 59.1 | 57.3 |
| Avg. Dist. to Rail [m] | 8.6 | 6.4 | 5.2 | 3.8 | 2.1 | 0.8 | 2.5 | 4.5 |
| Avg. Stride Freq. [Hz] | 2.3 | 2.5 | 2.4 | 2.3 | 2.3 | 2.3 | 2.3 | 2.2 |
| Avg. Stride Length [m] | 6.5 | 7.4 | 7.5 | 7.4 | 7.4 | 7.0 | 7.0 | 6.8 |



- [] Ranking at each section and finish
- .-.- No data available at this section
- NA No data available



| | |
|--------------------------------|-----------------|
| Horse/Jockey Name | Doom Diva |
| Final Rank | 11 |
| Fastest Section Time (Section) | 0:11.33 (1200m) |
| Top Speed [km/h] (Section) | 64.8 (1400m) |
| Race State | Finished |



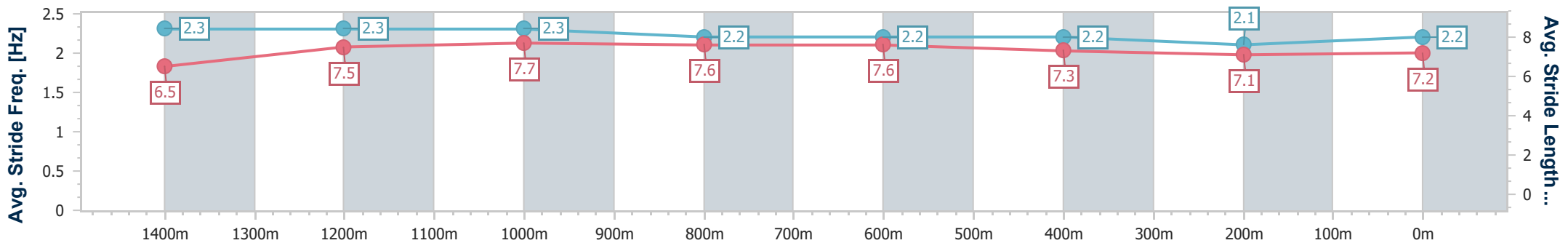
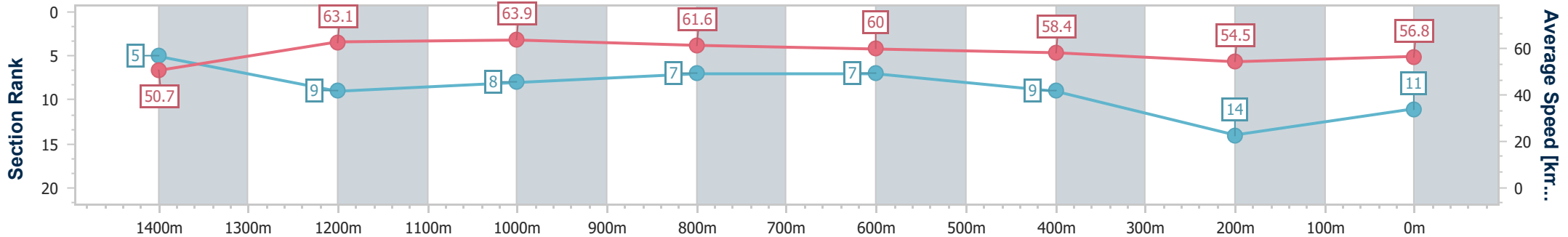
Mackay QLD Professional
Race 4: Ladbroke's Yard Comments QTIS 0 - 55 Handicap - 1560m



18 June 2024 - 14:45

Track Rating: Good 4, Weather: Fine, Rail Position: True

| Section | Overall | 1400m | 1200m | 1000m | 800m | 600m | 400m | 200m |
|------------------------|---------------------------|--------------------------|--------------------------|--------------------------|--------------------------|--------------------------|--------------------------|---------------------------|
| Section Times | 1:36.23 [11] (0:11.36) | 1:24.87 [5] (0:11.54) | 1:13.33 [9] (0:11.33) | 1:02.00 [8] (0:11.69) | 0:50.31 [7] (0:12.05) | 0:38.26 [7] (0:12.32) | 0:25.94 [9] (0:13.21) | 0:12.73 [14] (0:12.73) |
| Average Speed [km/h] | 50.7 | 63.1 | 63.9 | 61.6 | 60.0 | 58.4 | 54.5 | 56.8 |
| Top Speed [km/h] | 63.2 | 64.8 | 64.4 | 62.9 | 60.8 | 59.9 | 55.8 | 58.6 |
| Avg. Dist. to Rail [m] | 4.6 | 2.8 | 1.5 | 1.1 | 0.7 | 0.4 | 1.5 | 2.5 |
| Avg. Stride Freq. [Hz] | 2.3 | 2.3 | 2.3 | 2.2 | 2.2 | 2.2 | 2.1 | 2.2 |
| Avg. Stride Length [m] | 6.5 | 7.5 | 7.7 | 7.6 | 7.6 | 7.3 | 7.1 | 7.2 |



- [] Ranking at each section and finish
- .-.- No data available at this section
- NA No data available



| | |
|--------------------------------|-----------------|
| Horse/Jockey Name | Mont Royal |
| Final Rank | 12 |
| Fastest Section Time (Section) | 0:11.27 (1400m) |
| Top Speed [km/h] (Section) | 64.8 (1400m) |
| Race State | Finished |



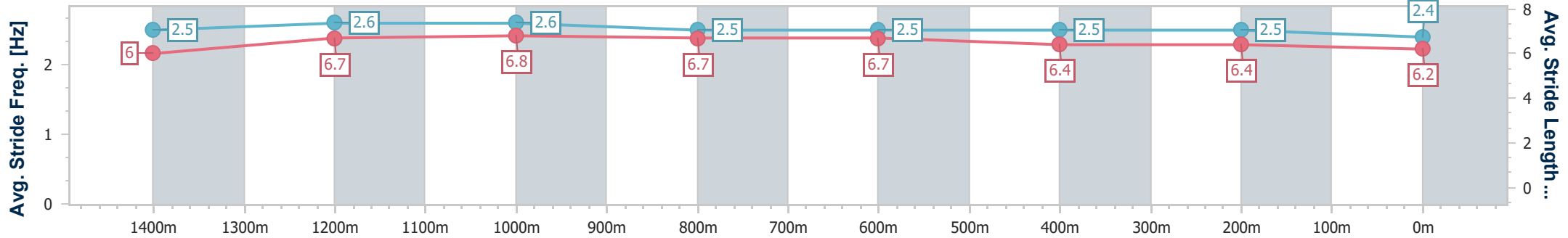
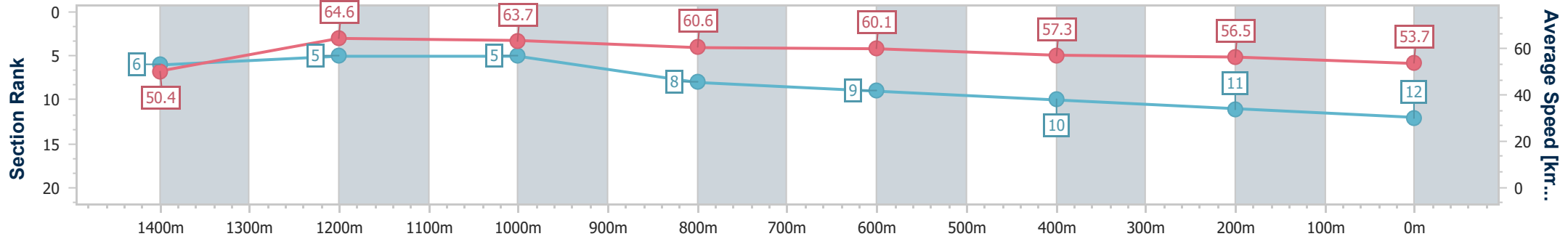
Mackay QLD Professional
Race 4: Ladbrokes Yard Comments QTIS 0 - 55 Handicap - 1560m



18 June 2024 - 14:45

Track Rating: Good 4, Weather: Fine, Rail Position: True

| Section | Overall | 1400m | 1200m | 1000m | 800m | 600m | 400m | 200m |
|------------------------|---------------------------|--------------------------|--------------------------|--------------------------|--------------------------|--------------------------|---------------------------|---------------------------|
| Section Times | 1:36.43 [12] (0:11.39) | 1:25.04 [6] (0:11.27) | 1:13.77 [5] (0:11.31) | 1:02.46 [5] (0:12.00) | 0:50.46 [8] (0:12.03) | 0:38.43 [9] (0:12.37) | 0:26.06 [10] (0:12.67) | 0:13.39 [11] (0:13.39) |
| Average Speed [km/h] | 50.4 | 64.6 | 63.7 | 60.6 | 60.1 | 57.3 | 56.5 | 53.7 |
| Top Speed [km/h] | 62.5 | 64.8 | 64.2 | 61.8 | 60.5 | 59.1 | 57.0 | 56.6 |
| Avg. Dist. to Rail [m] | 4.0 | 1.7 | 1.6 | 3.4 | 1.4 | 1.8 | 1.2 | 2.3 |
| Avg. Stride Freq. [Hz] | 2.5 | 2.6 | 2.6 | 2.5 | 2.5 | 2.5 | 2.5 | 2.4 |
| Avg. Stride Length [m] | 6.0 | 6.7 | 6.8 | 6.7 | 6.7 | 6.4 | 6.4 | 6.2 |



- [] Ranking at each section and finish
- .-.- No data available at this section
- NA No data available



| | |
|--------------------------------|-----------------|
| Horse/Jockey Name | Blue Velvet |
| Final Rank | 13 |
| Fastest Section Time (Section) | 0:11.13 (1400m) |
| Top Speed [km/h] (Section) | 66.9 (1400m) |
| Race State | Finished |



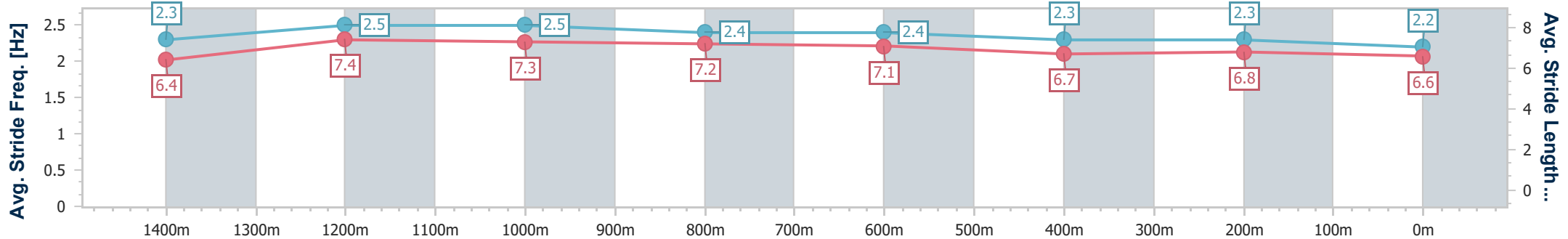
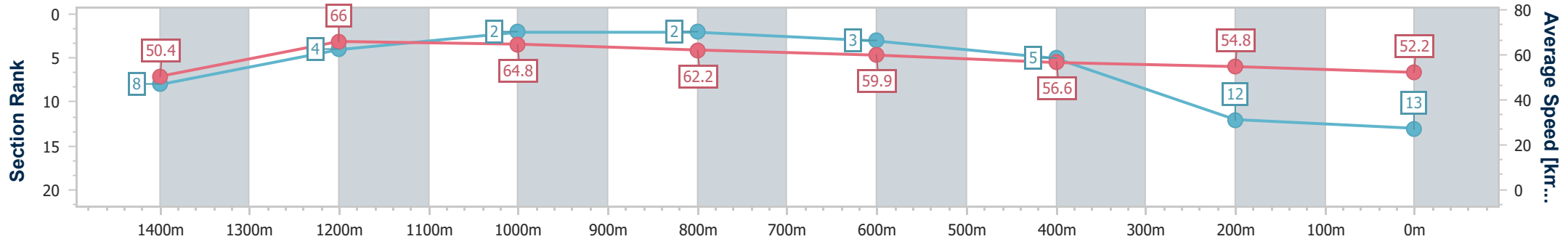
Mackay QLD Professional
Race 4: Ladbroke's Yard Comments QTIS 0 - 55 Handicap - 1560m



18 June 2024 - 14:45

Track Rating: Good 4, Weather: Fine, Rail Position: True

| Section | Overall | 1400m | 1200m | 1000m | 800m | 600m | 400m | 200m |
|------------------------|---------------------------|--------------------------|--------------------------|--------------------------|--------------------------|--------------------------|--------------------------|---------------------------|
| Section Times | 1:37.07 [13] (0:11.45) | 1:25.62 [8] (0:11.13) | 1:14.49 [4] (0:11.15) | 1:03.34 [2] (0:11.57) | 0:51.77 [2] (0:12.07) | 0:39.70 [3] (0:12.71) | 0:26.99 [5] (0:13.18) | 0:13.81 [12] (0:13.81) |
| Average Speed [km/h] | 50.4 | 66.0 | 64.8 | 62.2 | 59.9 | 56.6 | 54.8 | 52.2 |
| Top Speed [km/h] | 64.7 | 66.9 | 65.9 | 63.9 | 61.6 | 58.2 | 55.4 | 54.3 |
| Avg. Dist. to Rail [m] | 8.7 | 4.4 | 1.5 | 0.2 | 0.5 | 0.5 | 2.1 | 4.9 |
| Avg. Stride Freq. [Hz] | 2.3 | 2.5 | 2.5 | 2.4 | 2.4 | 2.3 | 2.3 | 2.2 |
| Avg. Stride Length [m] | 6.4 | 7.4 | 7.3 | 7.2 | 7.1 | 6.7 | 6.8 | 6.6 |



- [] Ranking at each section and finish
- .-.- No data available at this section
- NA No data available



| | |
|--------------------------------|-----------------|
| Horse/Jockey Name | Jellishot |
| Final Rank | 14 |
| Fastest Section Time (Section) | 0:11.21 (1400m) |
| Top Speed [km/h] (Section) | 66.1 (1400m) |
| Race State | Finished |



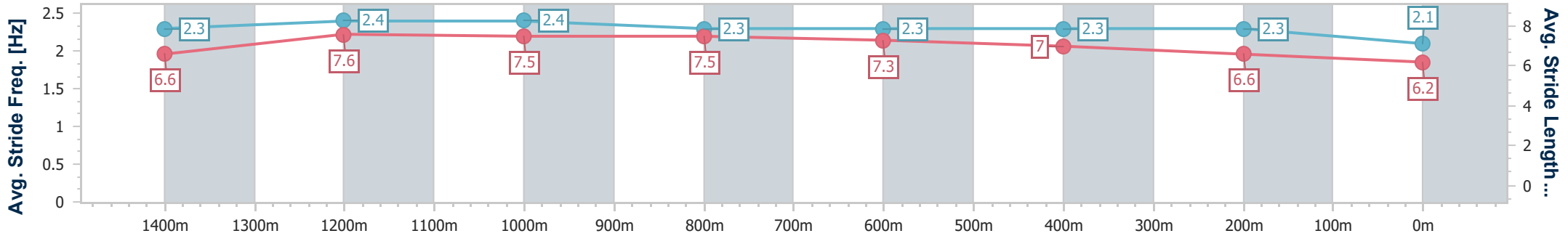
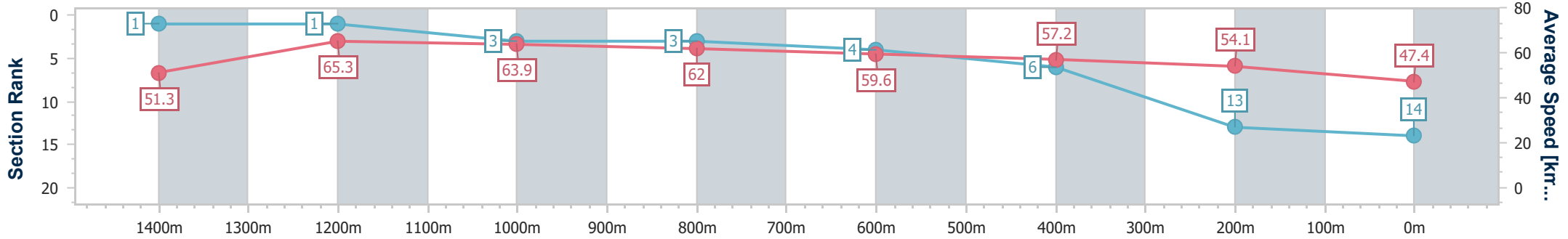
Mackay QLD Professional
Race 4: Ladbrokes Yard Comments QTIS 0 - 55 Handicap - 1560m



18 June 2024 - 14:45

Track Rating: Good 4, Weather: Fine, Rail Position: True

| Section | Overall | 1400m | 1200m | 1000m | 800m | 600m | 400m | 200m |
|------------------------|---------------------------|--------------------------|--------------------------|--------------------------|--------------------------|--------------------------|--------------------------|---------------------------|
| Section Times | 1:38.61 [14] (0:11.22) | 1:27.39 [1] (0:11.21) | 1:16.18 [1] (0:11.33) | 1:04.85 [3] (0:11.69) | 0:53.16 [3] (0:12.12) | 0:41.04 [4] (0:12.55) | 0:28.49 [6] (0:13.28) | 0:15.21 [13] (0:15.21) |
| Average Speed [km/h] | 51.3 | 65.3 | 63.9 | 62.0 | 59.6 | 57.2 | 54.1 | 47.4 |
| Top Speed [km/h] | 66.0 | 66.1 | 65.7 | 63.5 | 61.1 | 58.9 | 56.7 | 52.4 |
| Avg. Dist. to Rail [m] | 2.7 | 2.8 | 3.3 | 2.0 | 1.3 | 0.5 | 1.2 | 1.3 |
| Avg. Stride Freq. [Hz] | 2.3 | 2.4 | 2.4 | 2.3 | 2.3 | 2.3 | 2.3 | 2.1 |
| Avg. Stride Length [m] | 6.6 | 7.6 | 7.5 | 7.5 | 7.3 | 7.0 | 6.6 | 6.2 |



- [] Ranking at each section and finish
- .-.- No data available at this section
- NA No data available



Mackay QLD Professional

Race 5: Book Event Centre For Functions QTIS Three-Year-Old Handicap - 1100m

18 June 2024 - 15:18



Track Rating: Good 4, Weather: Fine, Rail Position: True

| Section | | Overall | 1000m | 800m | 600m | 400m | 200m | Last 600m | | | | | |
|-------------|---|----------------------|----------------------|----------------------|--------------------------|--------------------------|--------------------------|--------------------------|--------------------------|--------------------------|---------|---------|------------------------|
| Field Times | | 1:02.74 (0:07.02) | 0:55.72 (0:10.70) | 0:45.02 (0:10.62) | 0:34.40 (0:11.38) | 0:23.02 (0:11.26) | 0:11.76 (0:11.76) | 0:34.40 | | | | | |
| Rank | TAB Horse/Jockey | Barrier | Top Speed [km/h] | Fastest Section | | | | | | | | Margin | Distance Travelled [m] |
| 1 | 1 BOLD COMIC Leah Martyn | 1 | 68.6 1000m | 0:07.21 Overall | 1:02.74 [1] (0:07.21) | 0:55.53 [3] (0:10.64) | 0:44.89 [3] (0:10.65) | 0:34.24 [2] (0:11.35) | 0:22.89 [2] (0:11.13) | 0:11.76 [1] (0:11.76) | 1:02.74 | 0:34.24 | |
| 2 | 4 MISHANI MYSTIQUE Jackson Murphy | 10 | 69.3 1000m | 0:07.08 Overall | 1:03.12 [2] (0:07.08) | 0:56.04 [2] (0:10.64) | 0:45.40 [1] (0:10.62) | 0:34.78 [1] (0:11.38) | 0:23.40 [1] (0:11.36) | 0:12.04 [2] (0:12.04) | 2.28L | 0:34.78 | +0 |
| 3 | 5 NOBLE HEART Jake Bayliss | 7 | 68.4 1000m | 0:07.43 Overall | 1:03.24 [3] (0:07.43) | 0:55.81 [7] (0:10.86) | 0:44.95 [7] (0:10.74) | 0:34.21 [6] (0:11.25) | 0:22.96 [7] (0:11.23) | 0:11.73 [6] (0:11.73) | 2.96L | 0:34.21 | +2 |
| 4 | 11 CHUCKA DUMMY Melea Castle | 11 | 70.2 800m | 0:07.87 Overall | 1:03.33 [4] (0:07.87) | 0:55.46 [9] (0:10.82) | 0:44.64 [9] (0:10.52) | 0:34.12 [8] (0:11.00) | 0:23.12 [6] (0:11.26) | 0:11.86 [5] (0:11.86) | 3.52L | 0:34.12 | +8 |
| 5 | 6 VIENNAWAITSFORYOU Justin Stanley | 9 | 68.6 1000m | 0:07.26 Overall | 1:03.38 [5] (0:07.26) | 0:56.12 [5] (0:10.98) | 0:45.14 [6] (0:10.88) | 0:34.26 [7] (0:11.16) | 0:23.10 [8] (0:11.24) | 0:11.86 [7] (0:11.86) | 3.8L | 0:34.26 | +10 |
| 6 | 2 BUSH DIAMOND Ron Stewart | 2 | 70.3 800m | 0:07.02 Overall | 1:03.44 [6] (0:07.02) | 0:56.42 [1] (0:10.83) | 0:45.59 [2] (0:10.68) | 0:34.91 [3] (0:11.33) | 0:23.58 [3] (0:11.35) | 0:12.23 [3] (0:12.23) | 4.16L | 0:34.91 | +7 |
| 7 | 3 DRAGON'S SNIP Georgina Cartwright | 4 | 70.1 800m | 0:07.29 Overall | 1:03.47 [7] (0:07.29) | 0:56.18 [6] (0:10.73) | 0:45.45 [4] (0:10.70) | 0:34.75 [4] (0:11.28) | 0:23.47 [4] (0:11.43) | 0:12.04 [4] (0:12.04) | 4.35L | 0:34.75 | +13 |
| 8 | 10 HARCASION Nathan Thomas | 3 | 68.3 1000m | 0:07.25 Overall | 1:04.12 [8] (0:07.25) | 0:56.87 [4] (0:10.80) | 0:46.07 [5] (0:10.69) | 0:35.38 [5] (0:11.32) | 0:24.06 [5] (0:11.60) | 0:12.46 [8] (0:12.46) | 8.16L | 0:35.38 | +0 |
| 9 | 9 HEROIC EAGLE Zac Sprie | 5 | 69.2 800m | 0:07.69 Overall | 1:04.89 [9] (0:07.69) | 0:57.20 [8] (0:10.99) | 0:46.21 [8] (0:10.62) | 0:35.59 [9] (0:11.31) | 0:24.28 [9] (0:11.64) | 0:12.64 [9] (0:12.64) | 12.69L | 0:35.59 | +5 |

Scratched: Mount Margaret (#7), Tahkian Bubbles (#8)

[] Ranking at each section and finish
 -:-:- No data available at this section
 NA No data available

SCN Saddle cloth number
 DNF Did not finish
 DNT Did not track



| | |
|--------------------------------|-------------------|
| Horse/Jockey Name | Bold Comic |
| Final Rank | 1 |
| Fastest Section Time (Section) | 0:07.21 (Overall) |
| Top Speed [km/h] (Section) | 68.6 (1000m) |
| Race State | Finished |

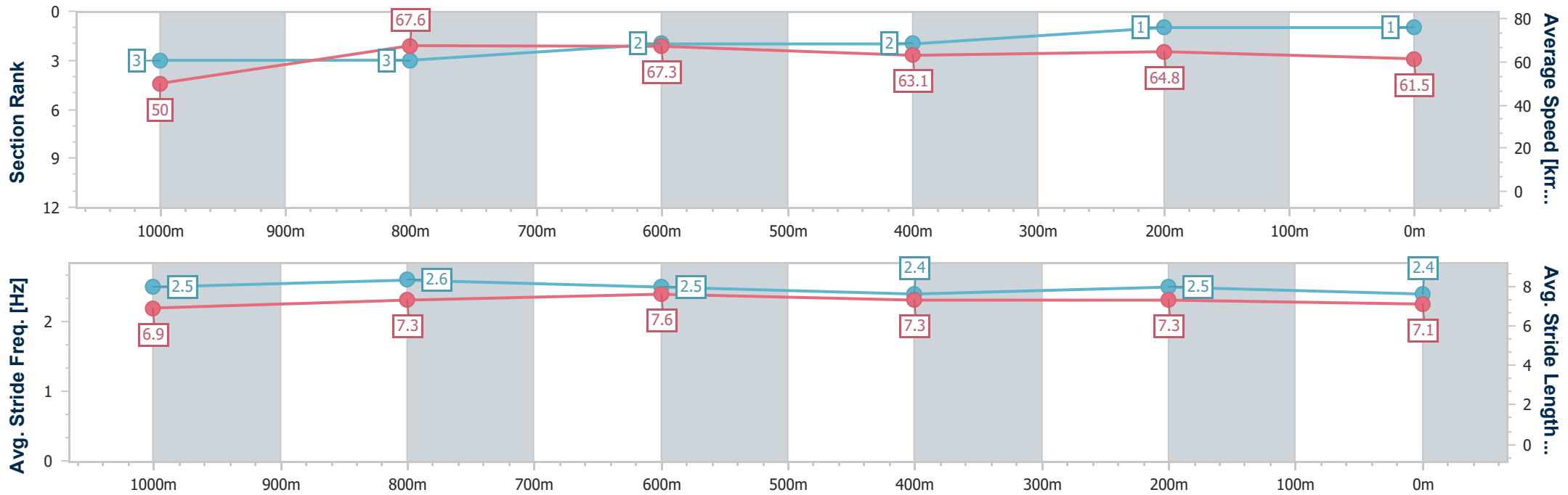


Mackay QLD Professional
 Race 5: Book Event Centre For Functions QTIS Three-Year-Old
 Handicap - 1100m
 18 June 2024 - 15:18



Track Rating: Good 4, Weather: Fine, Rail Position: True

| Section | Overall | 1000m | 800m | 600m | 400m | 200m |
|------------------------|--------------------------|--------------------------|--------------------------|--------------------------|--------------------------|--------------------------|
| Section Times | 1:02.74 [1] (0:07.21) | 0:55.53 [3] (0:10.64) | 0:44.89 [3] (0:10.65) | 0:34.24 [2] (0:11.35) | 0:22.89 [2] (0:11.13) | 0:11.76 [1] (0:11.76) |
| Average Speed [km/h] | 50.0 | 67.6 | 67.3 | 63.1 | 64.8 | 61.5 |
| Top Speed [km/h] | 64.5 | 68.6 | 68.3 | 64.7 | 67.0 | 65.5 |
| Avg. Dist. to Rail [m] | 2.7 | 0.8 | 1.3 | 0.9 | 3.9 | 5.3 |
| Avg. Stride Freq. [Hz] | 2.5 | 2.6 | 2.5 | 2.4 | 2.5 | 2.4 |
| Avg. Stride Length [m] | 6.9 | 7.3 | 7.6 | 7.3 | 7.3 | 7.1 |



- [] Ranking at each section and finish
- .-.- No data available at this section
- NA No data available



| | |
|--------------------------------|-------------------|
| Horse/Jockey Name | Mishani Mystique |
| Final Rank | 2 |
| Fastest Section Time (Section) | 0:07.08 (Overall) |
| Top Speed [km/h] (Section) | 69.3 (1000m) |
| Race State | Finished |

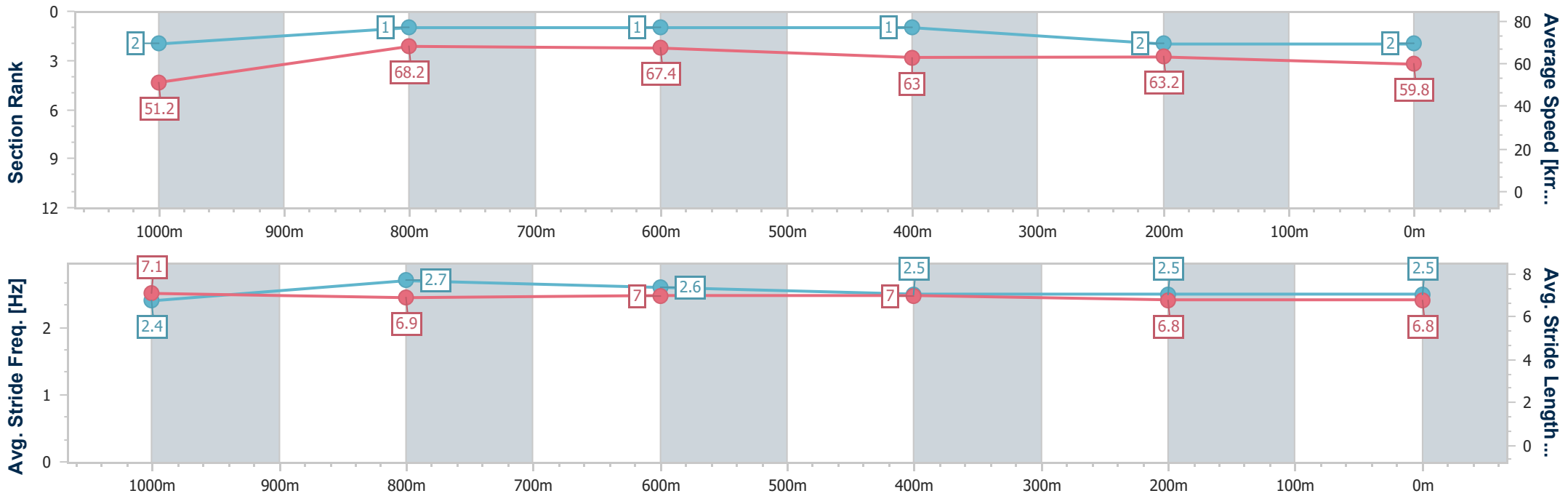


Mackay QLD Professional
 Race 5: Book Event Centre For Functions QTIS Three-Year-Old
 Handicap - 1100m
 18 June 2024 - 15:18



Track Rating: Good 4, Weather: Fine, Rail Position: True

| Section | Overall | 1000m | 800m | 600m | 400m | 200m |
|------------------------|--------------------------|--------------------------|--------------------------|--------------------------|--------------------------|--------------------------|
| Section Times | 1:03.12 [2] (0:07.08) | 0:56.04 [2] (0:10.64) | 0:45.40 [1] (0:10.62) | 0:34.78 [1] (0:11.38) | 0:23.40 [1] (0:11.36) | 0:12.04 [2] (0:12.04) |
| Average Speed [km/h] | 51.2 | 68.2 | 67.4 | 63.0 | 63.2 | 59.8 |
| Top Speed [km/h] | 64.8 | 69.3 | 69.2 | 64.5 | 63.8 | 62.9 |
| Avg. Dist. to Rail [m] | 8.3 | 2.5 | 0.5 | 0.8 | 0.9 | 1.0 |
| Avg. Stride Freq. [Hz] | 2.4 | 2.7 | 2.6 | 2.5 | 2.5 | 2.5 |
| Avg. Stride Length [m] | 7.1 | 6.9 | 7.0 | 7.0 | 6.8 | 6.8 |



- [] Ranking at each section and finish
- .-.- No data available at this section
- NA No data available



| | |
|--------------------------------|-------------------|
| Horse/Jockey Name | Noble Heart |
| Final Rank | 3 |
| Fastest Section Time (Section) | 0:07.43 (Overall) |
| Top Speed [km/h] (Section) | 68.4 (1000m) |
| Race State | Finished |

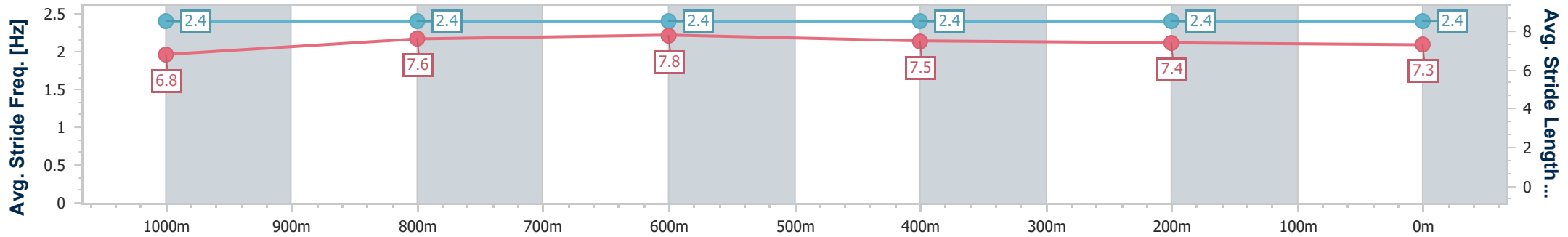
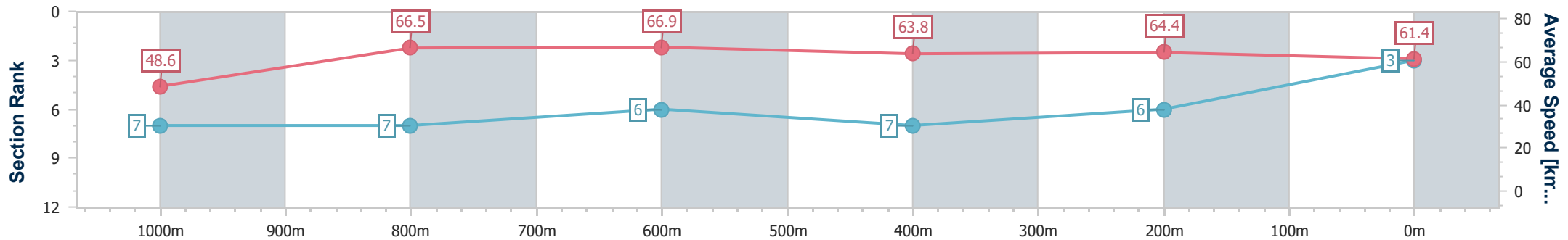


Mackay QLD Professional
 Race 5: Book Event Centre For Functions QTIS Three-Year-Old
 Handicap - 1100m
 18 June 2024 - 15:18



Track Rating: Good 4, Weather: Fine, Rail Position: True

| Section | Overall | 1000m | 800m | 600m | 400m | 200m |
|------------------------|--------------------------|--------------------------|--------------------------|--------------------------|--------------------------|--------------------------|
| Section Times | 1:03.24 [3] (0:07.43) | 0:55.81 [7] (0:10.86) | 0:44.95 [7] (0:10.74) | 0:34.21 [6] (0:11.25) | 0:22.96 [7] (0:11.23) | 0:11.73 [6] (0:11.73) |
| Average Speed [km/h] | 48.6 | 66.5 | 66.9 | 63.8 | 64.4 | 61.4 |
| Top Speed [km/h] | 62.4 | 68.4 | 68.1 | 65.8 | 65.2 | 64.6 |
| Avg. Dist. to Rail [m] | 7.6 | 1.4 | 0.3 | 0.5 | 2.6 | 3.6 |
| Avg. Stride Freq. [Hz] | 2.4 | 2.4 | 2.4 | 2.4 | 2.4 | 2.4 |
| Avg. Stride Length [m] | 6.8 | 7.6 | 7.8 | 7.5 | 7.4 | 7.3 |



- [] Ranking at each section and finish
- .-.- No data available at this section
- NA No data available



| | |
|--------------------------------|-------------------|
| Horse/Jockey Name | Chucka Dummy |
| Final Rank | 4 |
| Fastest Section Time (Section) | 0:07.87 (Overall) |
| Top Speed [km/h] (Section) | 70.2 (800m) |
| Race State | Finished |

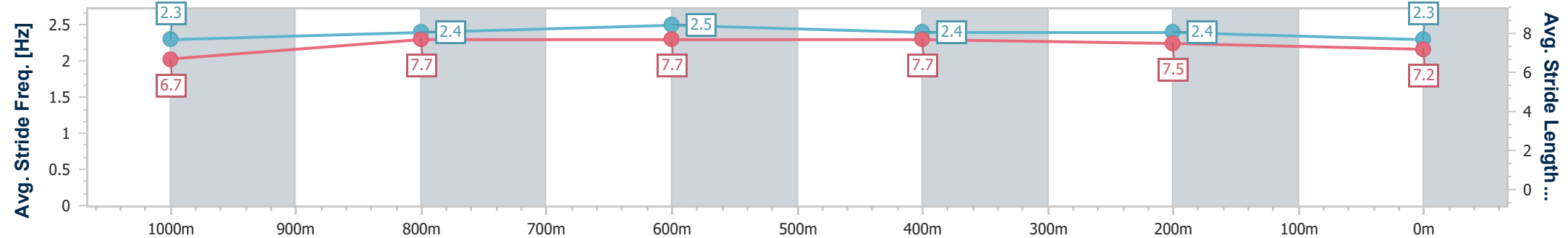
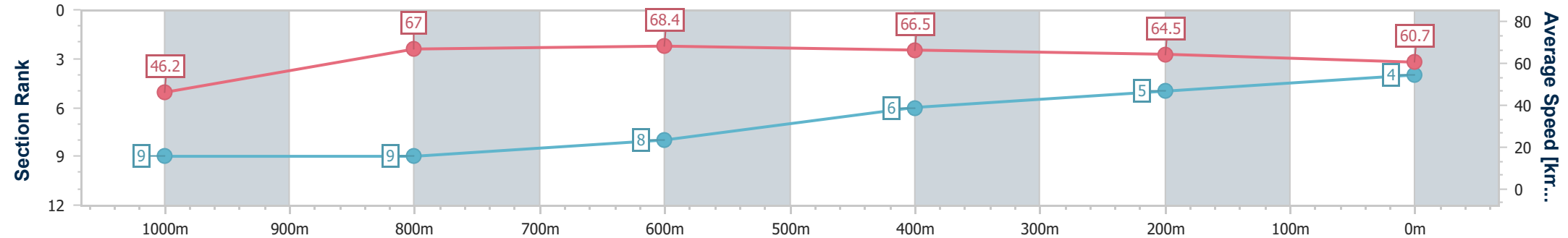


Mackay QLD Professional
 Race 5: Book Event Centre For Functions QTIS Three-Year-Old Handicap - 1100m
 18 June 2024 - 15:18



Track Rating: Good 4, Weather: Fine, Rail Position: True

| Section | Overall | 1000m | 800m | 600m | 400m | 200m |
|------------------------|--------------------------|--------------------------|--------------------------|--------------------------|--------------------------|--------------------------|
| Section Times | 1:03.33 [4] (0:07.87) | 0:55.46 [9] (0:10.82) | 0:44.64 [9] (0:10.52) | 0:34.12 [8] (0:11.00) | 0:23.12 [6] (0:11.26) | 0:11.86 [5] (0:11.86) |
| Average Speed [km/h] | 46.2 | 67.0 | 68.4 | 66.5 | 64.5 | 60.7 |
| Top Speed [km/h] | 60.3 | 69.5 | 70.2 | 67.2 | 65.7 | 65.4 |
| Avg. Dist. to Rail [m] | 8.3 | 1.8 | 0.9 | 2.1 | 6.2 | 8.1 |
| Avg. Stride Freq. [Hz] | 2.3 | 2.4 | 2.5 | 2.4 | 2.4 | 2.3 |
| Avg. Stride Length [m] | 6.7 | 7.7 | 7.7 | 7.7 | 7.5 | 7.2 |



- [] Ranking at each section and finish
- .-.- No data available at this section
- NA No data available



| | |
|--------------------------------|-------------------|
| Horse/Jockey Name | Viennawaitsforyou |
| Final Rank | 5 |
| Fastest Section Time (Section) | 0:07.26 (Overall) |
| Top Speed [km/h] (Section) | 68.6 (1000m) |
| Race State | Finished |

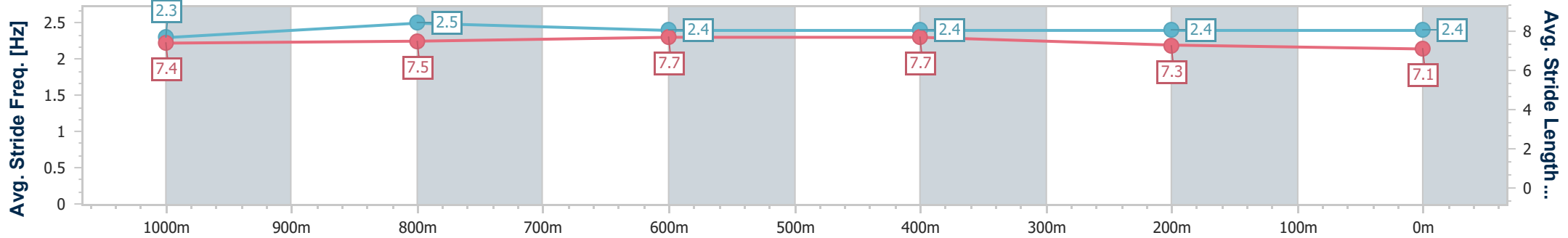
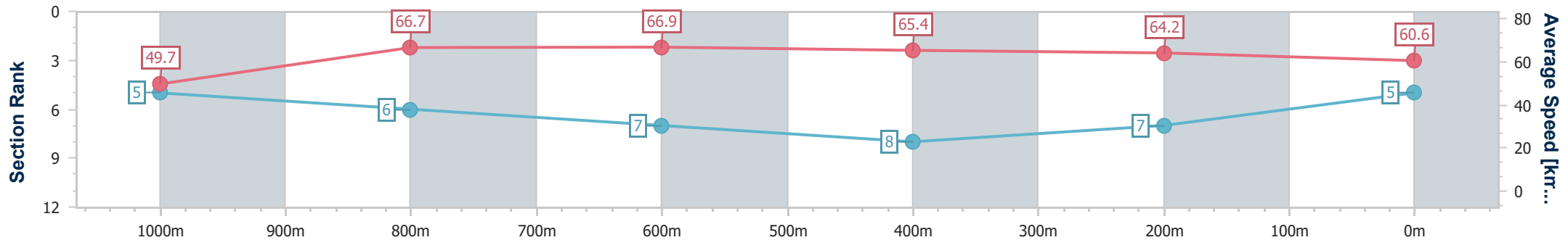


Mackay QLD Professional
 Race 5: Book Event Centre For Functions QTIS Three-Year-Old
 Handicap - 1100m
 18 June 2024 - 15:18



Track Rating: Good 4, Weather: Fine, Rail Position: True

| Section | Overall | 1000m | 800m | 600m | 400m | 200m |
|------------------------|--------------------------|--------------------------|--------------------------|--------------------------|--------------------------|--------------------------|
| Section Times | 1:03.38 [5] (0:07.26) | 0:56.12 [5] (0:10.98) | 0:45.14 [6] (0:10.88) | 0:34.26 [7] (0:11.16) | 0:23.10 [8] (0:11.24) | 0:11.86 [7] (0:11.86) |
| Average Speed [km/h] | 49.7 | 66.7 | 66.9 | 65.4 | 64.2 | 60.6 |
| Top Speed [km/h] | 62.7 | 68.6 | 68.4 | 66.5 | 65.1 | 64.0 |
| Avg. Dist. to Rail [m] | 10.1 | 4.8 | 4.3 | 1.3 | 2.2 | 4.0 |
| Avg. Stride Freq. [Hz] | 2.3 | 2.5 | 2.4 | 2.4 | 2.4 | 2.4 |
| Avg. Stride Length [m] | 7.4 | 7.5 | 7.7 | 7.7 | 7.3 | 7.1 |



- [] Ranking at each section and finish
- .-.- No data available at this section
- NA No data available



| | |
|--------------------------------|-------------------|
| Horse/Jockey Name | Bush Diamond |
| Final Rank | 6 |
| Fastest Section Time (Section) | 0:07.02 (Overall) |
| Top Speed [km/h] (Section) | 70.3 (800m) |
| Race State | Finished |

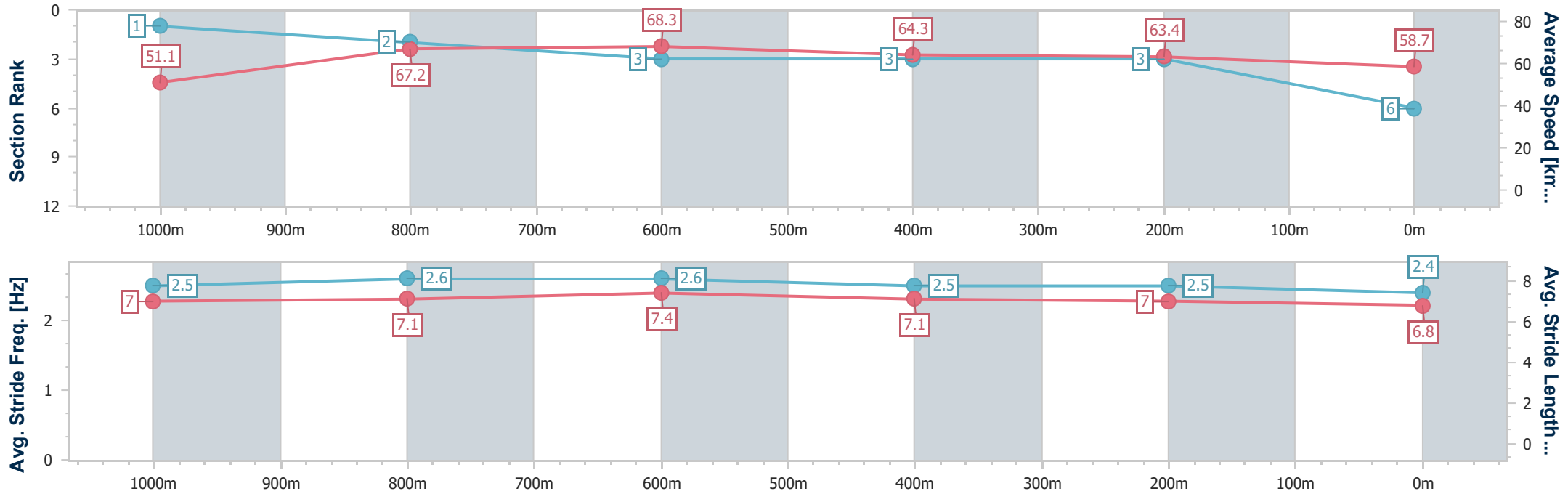


Mackay QLD Professional
 Race 5: Book Event Centre For Functions QTIS Three-Year-Old Handicap - 1100m
 18 June 2024 - 15:18



Track Rating: Good 4, Weather: Fine, Rail Position: True

| Section | Overall | 1000m | 800m | 600m | 400m | 200m |
|------------------------|--------------------------|--------------------------|--------------------------|--------------------------|--------------------------|--------------------------|
| Section Times | 1:03.44 [6] (0:07.02) | 0:56.42 [1] (0:10.83) | 0:45.59 [2] (0:10.68) | 0:34.91 [3] (0:11.33) | 0:23.58 [3] (0:11.35) | 0:12.23 [3] (0:12.23) |
| Average Speed [km/h] | 51.1 | 67.2 | 68.3 | 64.3 | 63.4 | 58.7 |
| Top Speed [km/h] | 65.5 | 68.8 | 70.3 | 66.5 | 64.2 | 62.2 |
| Avg. Dist. to Rail [m] | 4.4 | 3.2 | 3.5 | 1.4 | 1.0 | 1.7 |
| Avg. Stride Freq. [Hz] | 2.5 | 2.6 | 2.6 | 2.5 | 2.5 | 2.4 |
| Avg. Stride Length [m] | 7.0 | 7.1 | 7.4 | 7.1 | 7.0 | 6.8 |



- [] Ranking at each section and finish
- .-.- No data available at this section
- NA No data available



| | |
|--------------------------------|-------------------|
| Horse/Jockey Name | Dragon's Snip |
| Final Rank | 7 |
| Fastest Section Time (Section) | 0:07.29 (Overall) |
| Top Speed [km/h] (Section) | 70.1 (800m) |
| Race State | Finished |

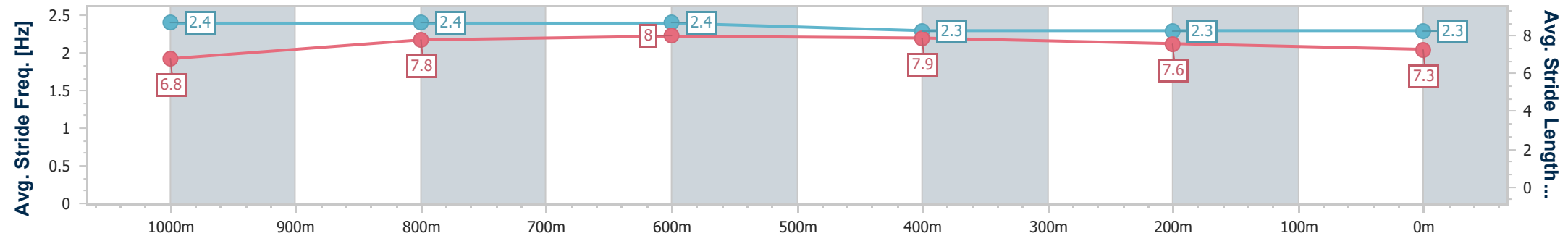
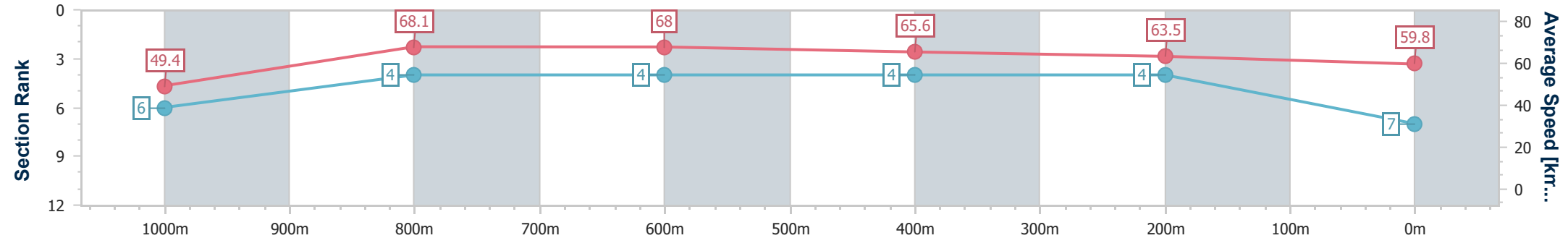


Mackay QLD Professional
 Race 5: Book Event Centre For Functions QTIS Three-Year-Old
 Handicap - 1100m
 18 June 2024 - 15:18



Track Rating: Good 4, Weather: Fine, Rail Position: True

| Section | Overall | 1000m | 800m | 600m | 400m | 200m |
|------------------------|--------------------------|--------------------------|--------------------------|--------------------------|--------------------------|--------------------------|
| Section Times | 1:03.47 [7] (0:07.29) | 0:56.18 [6] (0:10.73) | 0:45.45 [4] (0:10.70) | 0:34.75 [4] (0:11.28) | 0:23.47 [4] (0:11.43) | 0:12.04 [4] (0:12.04) |
| Average Speed [km/h] | 49.4 | 68.1 | 68.0 | 65.6 | 63.5 | 59.8 |
| Top Speed [km/h] | 64.4 | 69.3 | 70.1 | 67.1 | 64.8 | 63.3 |
| Avg. Dist. to Rail [m] | 5.9 | 4.1 | 3.9 | 3.5 | 5.9 | 6.2 |
| Avg. Stride Freq. [Hz] | 2.4 | 2.4 | 2.4 | 2.3 | 2.3 | 2.3 |
| Avg. Stride Length [m] | 6.8 | 7.8 | 8.0 | 7.9 | 7.6 | 7.3 |



- [] Ranking at each section and finish
- .-.- No data available at this section
- NA No data available



| | |
|--------------------------------|-------------------|
| Horse/Jockey Name | Harcasion |
| Final Rank | 8 |
| Fastest Section Time (Section) | 0:07.25 (Overall) |
| Top Speed [km/h] (Section) | 68.3 (1000m) |
| Race State | Finished |

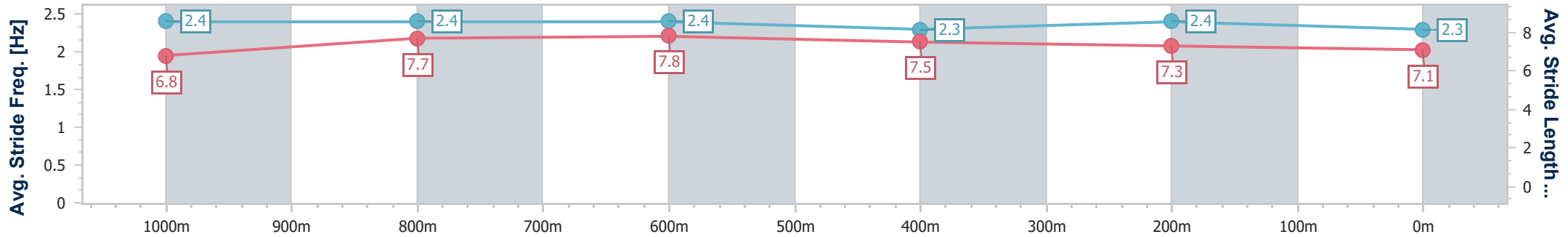
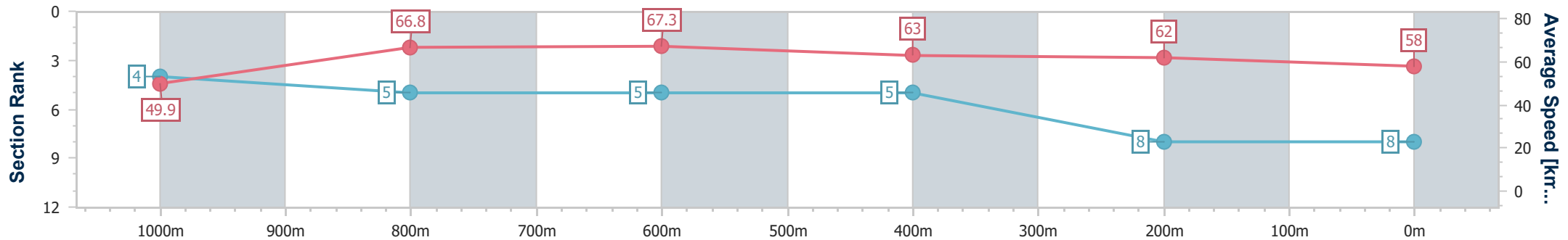


Mackay QLD Professional
 Race 5: Book Event Centre For Functions QTIS Three-Year-Old
 Handicap - 1100m
 18 June 2024 - 15:18



Track Rating: Good 4, Weather: Fine, Rail Position: True

| Section | Overall | 1000m | 800m | 600m | 400m | 200m |
|------------------------|--------------------------|--------------------------|--------------------------|--------------------------|--------------------------|--------------------------|
| Section Times | 1:04.12 [8] (0:07.25) | 0:56.87 [4] (0:10.80) | 0:46.07 [5] (0:10.69) | 0:35.38 [5] (0:11.32) | 0:24.06 [5] (0:11.60) | 0:12.46 [8] (0:12.46) |
| Average Speed [km/h] | 49.9 | 66.8 | 67.3 | 63.0 | 62.0 | 58.0 |
| Top Speed [km/h] | 63.9 | 68.3 | 68.3 | 64.3 | 63.1 | 61.3 |
| Avg. Dist. to Rail [m] | 5.3 | 1.6 | 0.4 | 1.2 | 0.4 | 0.4 |
| Avg. Stride Freq. [Hz] | 2.4 | 2.4 | 2.4 | 2.3 | 2.4 | 2.3 |
| Avg. Stride Length [m] | 6.8 | 7.7 | 7.8 | 7.5 | 7.3 | 7.1 |



- [] Ranking at each section and finish
- .-.- No data available at this section
- NA No data available



| | |
|--------------------------------|-------------------|
| Horse/Jockey Name | Heroic Eagle |
| Final Rank | 9 |
| Fastest Section Time (Section) | 0:07.69 (Overall) |
| Top Speed [km/h] (Section) | 69.2 (800m) |
| Race State | Finished |

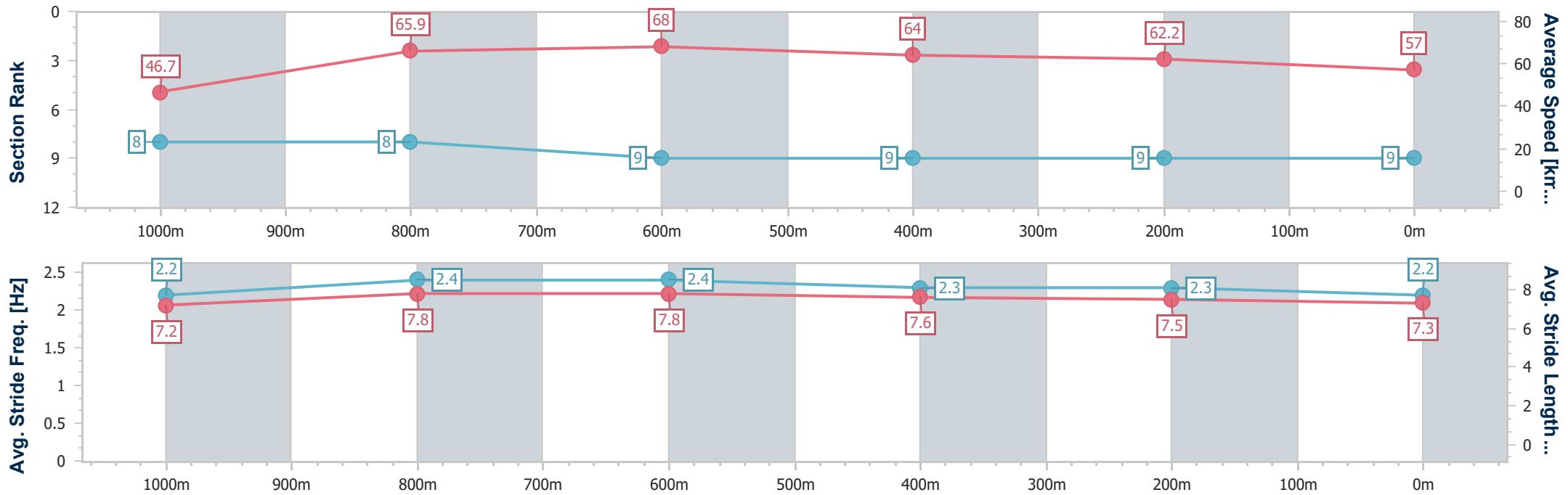


Mackay QLD Professional
 Race 5: Book Event Centre For Functions QTIS Three-Year-Old
 Handicap - 1100m
 18 June 2024 - 15:18



Track Rating: Good 4, Weather: Fine, Rail Position: True

| Section | Overall | 1000m | 800m | 600m | 400m | 200m |
|------------------------|--------------------------|--------------------------|--------------------------|--------------------------|--------------------------|--------------------------|
| Section Times | 1:04.89 [9] (0:07.69) | 0:57.20 [8] (0:10.99) | 0:46.21 [8] (0:10.62) | 0:35.59 [9] (0:11.31) | 0:24.28 [9] (0:11.64) | 0:12.64 [9] (0:12.64) |
| Average Speed [km/h] | 46.7 | 65.9 | 68.0 | 64.0 | 62.2 | 57.0 |
| Top Speed [km/h] | 61.0 | 68.7 | 69.2 | 66.1 | 63.3 | 61.1 |
| Avg. Dist. to Rail [m] | 5.8 | 1.8 | 0.9 | 0.7 | 3.1 | 4.0 |
| Avg. Stride Freq. [Hz] | 2.2 | 2.4 | 2.4 | 2.3 | 2.3 | 2.2 |
| Avg. Stride Length [m] | 7.2 | 7.8 | 7.8 | 7.6 | 7.5 | 7.3 |



- [] Ranking at each section and finish
- .-.- No data available at this section
- NA No data available



Mackay QLD Professional
Race 6: Book For Mackay Cup Sat 10th August RATINGS BAND 0 - 55
Handicap - 1100m
18 June 2024 - 15:59



MACKAY TURF CLUB
 Ooralea Racecourse

Track Rating: Good 4, Weather: Fine, Rail Position: True

| Section | | | | | | | | | | | | | Last 600m | | | | | |
|-------------|-----|----------------------|----------------------|----------------------|----------------------|----------------------|----------------------|--------------|--------------|--------------|--------------|---------|-----------|----|--|--|--------|------------------------|
| Field Times | | Overall | 1000m | 800m | 600m | 400m | 200m | | | | | | 0:34.91 | | | | | |
| | | 1:04.15 (0:07.80) | 0:56.35 (0:10.56) | 0:45.79 (0:10.88) | 0:34.91 (0:11.34) | 0:23.57 (0:11.68) | 0:11.89 (0:11.89) | | | | | | | | | | | |
| Rank | TAB | Horse/Jockey | Barrier | Top Speed [km/h] | Fastest Section | | | | | | | | | | | | Margin | Distance Travelled [m] |
| 1 | 6 | MIL CIENTO | 6 | 68.5 | 0:07.95 | 1:04.15 [1] | 0:56.20 [6] | 0:45.42 [7] | 0:34.56 [7] | 0:23.09 [7] | 0:11.62 [5] | 1:04.15 | 0:34.56 | | | | | |
| | | Jake Bayliss | | 1000m | Overall | (0:07.95) | (0:10.78) | (0:10.86) | (0:11.47) | (0:11.47) | (0:11.62) | | | | | | | |
| 2 | 15 | DIVINE HUNTER | 7 | 68.1 | 0:08.14 | 1:04.18 [2] | 0:56.04 [10] | 0:45.06 [11] | 0:34.11 [12] | 0:22.73 [12] | 0:11.41 [9] | 0.16L | 0:34.11 | +0 | | | | |
| | | Jason Taylor | | 1000m | Overall | (0:08.14) | (0:10.98) | (0:10.95) | (0:11.38) | (0:11.32) | (0:11.41) | | | | | | | |
| 3 | 5 | WANDJINA SPIRIT | 9 | 69.4 | 0:07.96 | 1:04.53 [3] | 0:56.57 [7] | 0:45.97 [3] | 0:35.11 [3] | 0:23.72 [3] | 0:12.14 [2] | 2.24L | 0:35.11 | -3 | | | | |
| | | Jackson Murphy | | 1000m | Overall | (0:07.96) | (0:10.60) | (0:10.86) | (0:11.39) | (0:11.58) | (0:12.14) | | | | | | | |
| 4 | 10 | NINE CARATS | 11 | 69.9 | 0:08.19 | 1:04.56 [4] | 0:56.37 [11] | 0:45.54 [10] | 0:34.63 [11] | 0:23.20 [11] | 0:11.84 [8] | 2.38L | 0:34.63 | -8 | | | | |
| | | Chelsea Jokic | | 1000m | Overall | (0:08.19) | (0:10.83) | (0:10.91) | (0:11.43) | (0:11.36) | (0:11.84) | | | | | | | |
| 5 | 11 | SHEEZALITTLETORQUE | 1 | 68.6 | 0:07.82 | 1:04.59 [5] | 0:56.77 [2] | 0:45.93 [5] | 0:35.04 [6] | 0:23.68 [4] | 0:12.12 [4] | 2.58L | 0:35.04 | -8 | | | | |
| | | Ron Stewart | | 1000m | Overall | (0:07.82) | (0:10.84) | (0:10.89) | (0:11.36) | (0:11.56) | (0:12.12) | | | | | | | |
| 6 | 12 | NOUVERRE FILLE | 14 | 69.9 | 0:07.83 | 1:04.60 [6] | 0:56.77 [4] | 0:46.03 [4] | 0:35.10 [5] | 0:23.63 [6] | 0:12.02 [6] | 2.67L | 0:35.10 | +6 | | | | |
| | | Georgina Cartwright | | 1000m | Overall | (0:07.83) | (0:10.74) | (0:10.93) | (0:11.47) | (0:11.61) | (0:12.02) | | | | | | | |
| 7 | 4 | AWESOME MISS | 5 | 69.4 | 0:08.00 | 1:04.76 [7] | 0:56.76 [8] | 0:46.08 [6] | 0:35.28 [4] | 0:23.80 [5] | 0:12.17 [7] | 3.61L | 0:35.28 | -5 | | | | |
| | | Nikki Olzard | | 1000m | Overall | (0:08.00) | (0:10.68) | (0:10.80) | (0:11.48) | (0:11.63) | (0:12.17) | | | | | | | |
| 8 | 7 | RUBY SPARKLES | 2 | 69.3 | 0:07.80 | 1:04.77 [8] | 0:56.97 [1] | 0:46.41 [1] | 0:35.53 [1] | 0:24.15 [2] | 0:12.51 [1] | 3.64L | 0:35.53 | -6 | | | | |
| | | Justin Stanley | | 1000m | Overall | (0:07.80) | (0:10.56) | (0:10.88) | (0:11.38) | (0:11.64) | (0:12.51) | | | | | | | |
| 9 | 18 | QUEENSLANDER | 17 | 69.3 | 0:08.29 | 1:04.80 [9] | 0:56.51 [12] | 0:45.50 [13] | 0:34.54 [13] | 0:23.28 [13] | 0:11.91 [13] | 3.83L | 0:34.54 | -6 | | | | |
| | | Nathan Thomas | | 1000m | Overall | (0:08.29) | (0:11.01) | (0:10.96) | (0:11.26) | (0:11.37) | (0:11.91) | | | | | | | |
| 10 | 9 | ELESPRIT MISS | 4 | 69.5 | 0:08.01 | 1:04.81 [10] | 0:56.80 [9] | 0:45.96 [9] | 0:35.09 [9] | 0:23.67 [8] | 0:12.04 [10] | 3.88L | 0:35.09 | -9 | | | | |
| | | Leah Martyn | | 1000m | Overall | (0:08.01) | (0:10.84) | (0:10.87) | (0:11.42) | (0:11.63) | (0:12.04) | | | | | | | |

Scratched: Just Frank (#17), Seisme (#3), Flaming Homer (#1), Chucka Dummy (#16), Tahkian Bubbles (#8)

[] Ranking at each section and finish
 -:-:- No data available at this section
 NA No data available
 SCN Saddle cloth number
 DNF Did not finish
 DNT Did not track



Mackay QLD Professional
Race 6: Book For Mackay Cup Sat 10th August RATINGS BAND 0 - 55
Handicap - 1100m
18 June 2024 - 15:59



MACKAY TURF CLUB
 Ooralea Racecourse

Track Rating: Good 4, Weather: Fine, Rail Position: True

| Section | | Overall | 1000m | 800m | 600m | 400m | 200m | Last 600m | | | | | |
|-------------|---|----------------------|----------------------|----------------------|---------------------------|---------------------------|---------------------------|---------------------------|---------------------------|---------------------------|-------|---------|----|
| Field Times | | 1:04.15 (0:07.80) | 0:56.35 (0:10.56) | 0:45.79 (0:10.88) | 0:34.91 (0:11.34) | 0:23.57 (0:11.68) | 0:11.89 (0:11.89) | 0:34.91 | | | | | |
| Rank | TAB Horse/Jockey | Barrier | Top Speed [km/h] | Fastest Section | | | | | | | | | |
| | | | | | Margin | | | Distance Travelled [m] | | | | | |
| 11 | 2 SENSATIONABULL Zac Sprie | 15 | 68.9 800m | 0:07.82 Overall | 1:04.87 [11] (0:07.82) | 0:57.05 [2] (0:10.95) | 0:46.10 [8] (0:10.86) | 0:35.24 [8] (0:11.55) | 0:23.69 [9] (0:11.62) | 0:12.07 [11] (0:12.07) | 4.26L | 0:35.24 | +4 |
| 12 | 14 BALEXIA Melea Castle | 3 | 69.5 1000m | 0:07.84 Overall | 1:04.91 [12] (0:07.84) | 0:57.07 [5] (0:10.56) | 0:46.51 [2] (0:10.89) | 0:35.62 [2] (0:11.29) | 0:24.33 [1] (0:11.82) | 0:12.51 [3] (0:12.51) | 4.47L | 0:35.62 | -6 |
| 13 | 13 VALENTINA EXPRESS Jaimee-Lee Devine | 10 | 68.8 1000m | 0:08.33 Overall | 1:05.01 [13] (0:08.33) | 0:56.68 [13] (0:10.92) | 0:45.76 [12] (0:10.63) | 0:35.13 [10] (0:11.42) | 0:23.71 [10] (0:11.54) | 0:12.17 [12] (0:12.17) | 5.08L | 0:35.13 | -7 |

Scratched: Just Frank (#17), Seisme (#3), Flaming Homer (#1), Chucka Dummy (#16), Tahkian Bubbles (#8)

[] Ranking at each section and finish
 -:-:- No data available at this section
 NA No data available

SCN Saddle cloth number
 DNF Did not finish
 DNT Did not track



| | |
|--------------------------------|-------------------|
| Horse/Jockey Name | Mil Ciento |
| Final Rank | 1 |
| Fastest Section Time (Section) | 0:07.95 (Overall) |
| Top Speed [km/h] (Section) | 68.5 (1000m) |
| Race State | Finished |

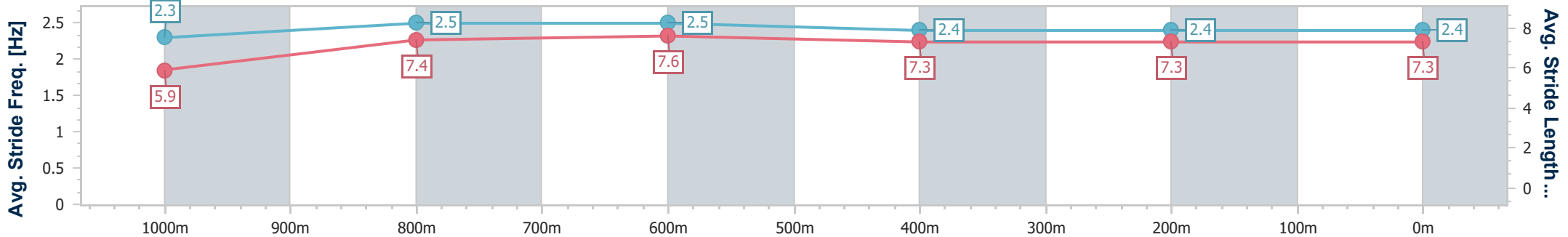
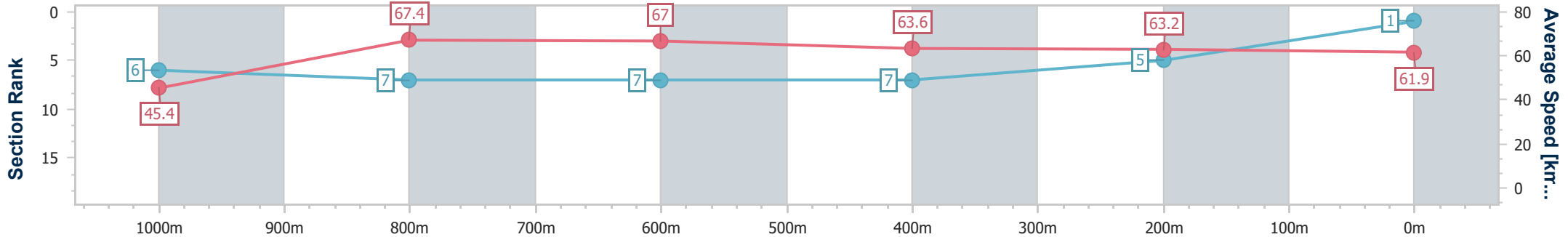


Mackay QLD Professional
 Race 6: Book For Mackay Cup Sat 10th August RATINGS BAND
 0 - 55 Handicap - 1100m
 18 June 2024 - 15:59



Track Rating: Good 4, Weather: Fine, Rail Position: True

| Section | Overall | 1000m | 800m | 600m | 400m | 200m |
|------------------------|--------------------------|--------------------------|--------------------------|--------------------------|--------------------------|--------------------------|
| Section Times | 1:04.15 [1] (0:07.95) | 0:56.20 [6] (0:10.78) | 0:45.42 [7] (0:10.86) | 0:34.56 [7] (0:11.47) | 0:23.09 [7] (0:11.47) | 0:11.62 [5] (0:11.62) |
| Average Speed [km/h] | 45.4 | 67.4 | 67.0 | 63.6 | 63.2 | 61.9 |
| Top Speed [km/h] | 63.0 | 68.5 | 68.2 | 64.8 | 64.0 | 64.2 |
| Avg. Dist. to Rail [m] | 4.4 | 2.4 | 3.5 | 2.1 | 3.1 | 5.3 |
| Avg. Stride Freq. [Hz] | 2.3 | 2.5 | 2.5 | 2.4 | 2.4 | 2.4 |
| Avg. Stride Length [m] | 5.9 | 7.4 | 7.6 | 7.3 | 7.3 | 7.3 |



- [] Ranking at each section and finish
- .-.- No data available at this section
- NA No data available



| | |
|--------------------------------|-------------------|
| Horse/Jockey Name | Divine Hunter |
| Final Rank | 2 |
| Fastest Section Time (Section) | 0:08.14 (Overall) |
| Top Speed [km/h] (Section) | 68.1 (1000m) |
| Race State | Finished |

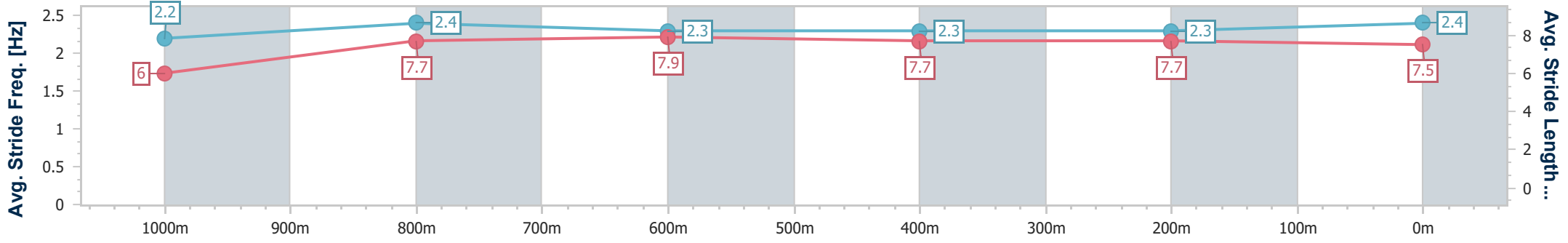
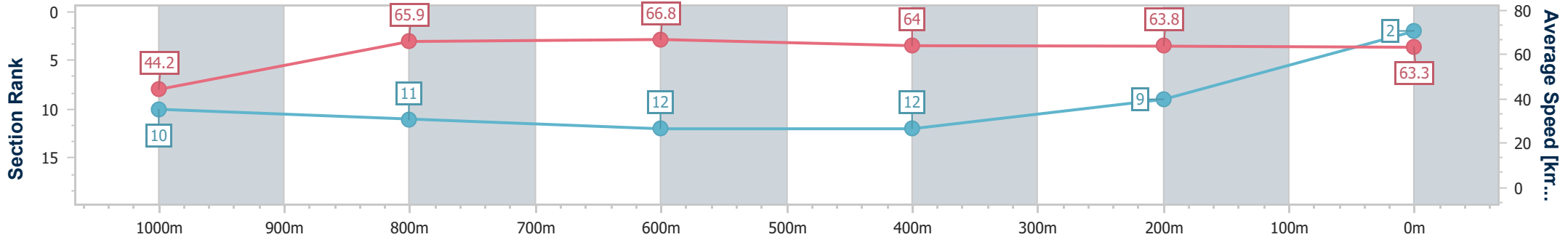


Mackay QLD Professional
 Race 6: Book For Mackay Cup Sat 10th August RATINGS BAND
 0 - 55 Handicap - 1100m
 18 June 2024 - 15:59



Track Rating: Good 4, Weather: Fine, Rail Position: True

| Section | Overall | 1000m | 800m | 600m | 400m | 200m |
|------------------------|--------------------------|---------------------------|---------------------------|---------------------------|---------------------------|--------------------------|
| Section Times | 1:04.18 [2] (0:08.14) | 0:56.04 [10] (0:10.98) | 0:45.06 [11] (0:10.95) | 0:34.11 [12] (0:11.38) | 0:22.73 [12] (0:11.32) | 0:11.41 [9] (0:11.41) |
| Average Speed [km/h] | 44.2 | 65.9 | 66.8 | 64.0 | 63.8 | 63.3 |
| Top Speed [km/h] | 62.3 | 68.1 | 67.8 | 65.9 | 64.9 | 64.9 |
| Avg. Dist. to Rail [m] | 4.4 | 1.8 | 4.2 | 1.7 | 3.8 | 6.9 |
| Avg. Stride Freq. [Hz] | 2.2 | 2.4 | 2.3 | 2.3 | 2.3 | 2.4 |
| Avg. Stride Length [m] | 6.0 | 7.7 | 7.9 | 7.7 | 7.7 | 7.5 |



- [] Ranking at each section and finish
- .-.- No data available at this section
- NA No data available



| | |
|--------------------------------|-------------------|
| Horse/Jockey Name | Wandjina Spirit |
| Final Rank | 3 |
| Fastest Section Time (Section) | 0:07.96 (Overall) |
| Top Speed [km/h] (Section) | 69.4 (1000m) |
| Race State | Finished |



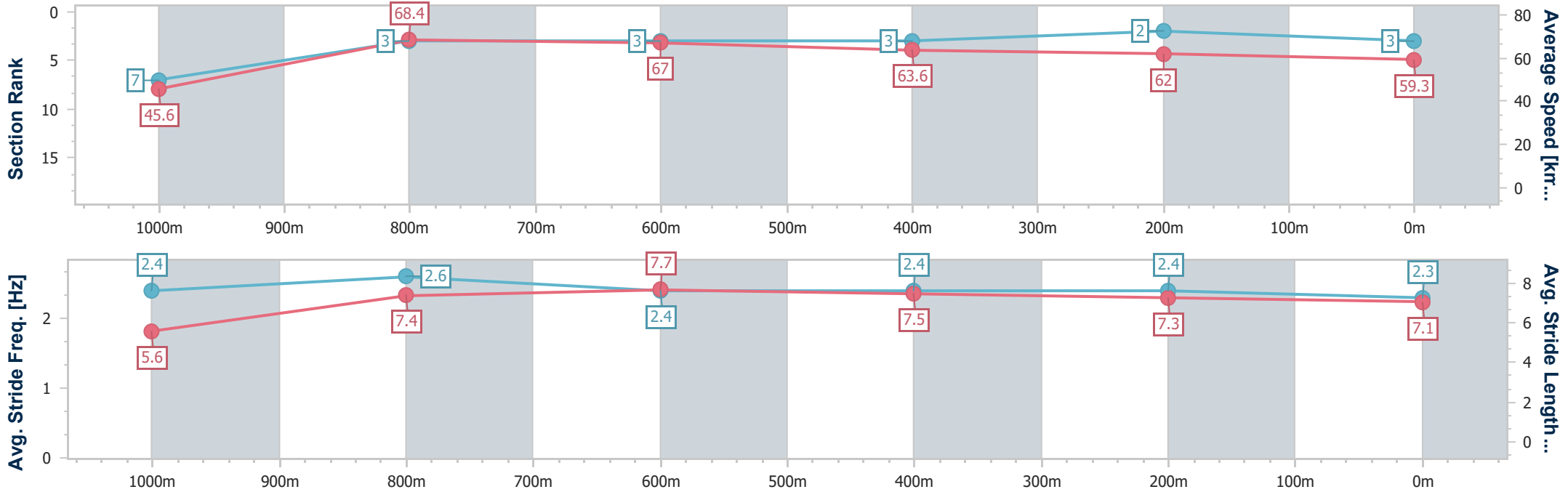
Mackay QLD Professional
 Race 6: Book For Mackay Cup Sat 10th August RATINGS BAND
 0 - 55 Handicap - 1100m



18 June 2024 - 15:59

Track Rating: Good 4, Weather: Fine, Rail Position: True

| Section | Overall | 1000m | 800m | 600m | 400m | 200m |
|------------------------|--------------------------|--------------------------|--------------------------|--------------------------|--------------------------|--------------------------|
| Section Times | 1:04.53 [3] (0:07.96) | 0:56.57 [7] (0:10.60) | 0:45.97 [3] (0:10.86) | 0:35.11 [3] (0:11.39) | 0:23.72 [3] (0:11.58) | 0:12.14 [2] (0:12.14) |
| Average Speed [km/h] | 45.6 | 68.4 | 67.0 | 63.6 | 62.0 | 59.3 |
| Top Speed [km/h] | 65.2 | 69.4 | 68.7 | 64.7 | 62.7 | 62.7 |
| Avg. Dist. to Rail [m] | 7.0 | 3.6 | 2.8 | 0.8 | 1.5 | 2.7 |
| Avg. Stride Freq. [Hz] | 2.4 | 2.6 | 2.4 | 2.4 | 2.4 | 2.3 |
| Avg. Stride Length [m] | 5.6 | 7.4 | 7.7 | 7.5 | 7.3 | 7.1 |



- [] Ranking at each section and finish
- .-.- No data available at this section
- NA No data available



| | |
|--------------------------------|-------------------|
| Horse/Jockey Name | Nine Carats |
| Final Rank | 4 |
| Fastest Section Time (Section) | 0:08.19 (Overall) |
| Top Speed [km/h] (Section) | 69.9 (1000m) |
| Race State | Finished |



Mackay QLD Professional
 Race 6: Book For Mackay Cup Sat 10th August RATINGS BAND
 0 - 55 Handicap - 1100m
 18 June 2024 - 15:59



Track Rating: Good 4, Weather: Fine, Rail Position: True

| Section | Overall | 1000m | 800m | 600m | 400m | 200m |
|------------------------|--------------------------|---------------------------|---------------------------|---------------------------|---------------------------|--------------------------|
| Section Times | 1:04.56 [4] (0:08.19) | 0:56.37 [11] (0:10.83) | 0:45.54 [10] (0:10.91) | 0:34.63 [11] (0:11.43) | 0:23.20 [11] (0:11.36) | 0:11.84 [8] (0:11.84) |
| Average Speed [km/h] | 44.1 | 66.8 | 66.4 | 62.3 | 63.3 | 60.8 |
| Top Speed [km/h] | 61.9 | 69.9 | 67.7 | 65.1 | 66.4 | 63.3 |
| Avg. Dist. to Rail [m] | 9.3 | 2.7 | 0.9 | 1.2 | 2.7 | 4.9 |
| Avg. Stride Freq. [Hz] | 2.3 | 2.6 | 2.5 | 2.4 | 2.4 | 2.4 |
| Avg. Stride Length [m] | 5.8 | 7.3 | 7.4 | 7.2 | 7.1 | 7.0 |



- [] Ranking at each section and finish
- .-.- No data available at this section
- NA No data available



| | |
|--------------------------------|--------------------|
| Horse/Jockey Name | Sheezalittletorque |
| Final Rank | 5 |
| Fastest Section Time (Section) | 0:07.82 (Overall) |
| Top Speed [km/h] (Section) | 68.6 (1000m) |
| Race State | Finished |

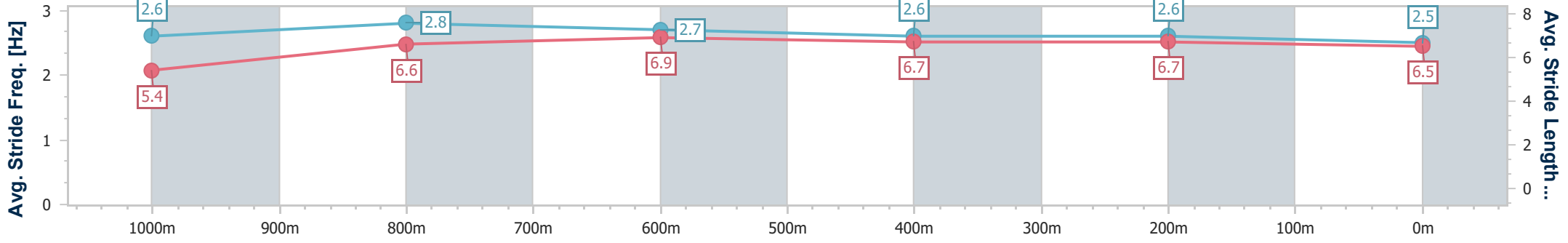
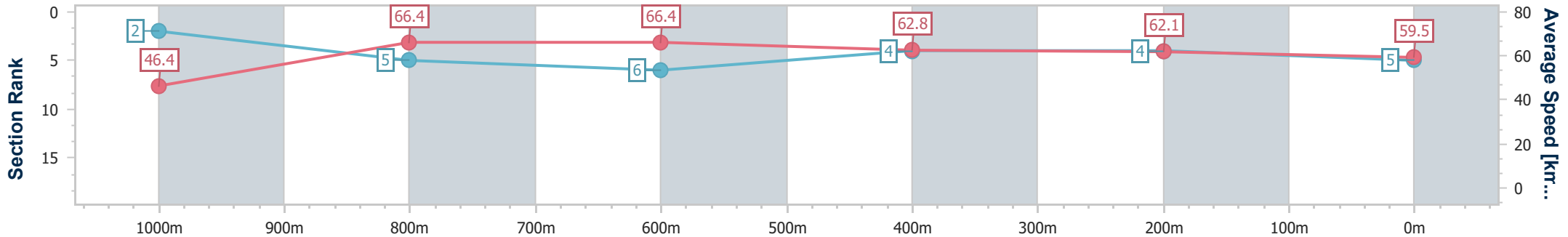


Mackay QLD Professional
 Race 6: Book For Mackay Cup Sat 10th August RATINGS BAND
 0 - 55 Handicap - 1100m
 18 June 2024 - 15:59



Track Rating: Good 4, Weather: Fine, Rail Position: True

| Section | Overall | 1000m | 800m | 600m | 400m | 200m |
|------------------------|--------------------------|--------------------------|--------------------------|--------------------------|--------------------------|-------------|
| Section Times | 1:04.59 [5] (0:07.82) | 0:56.77 [2] (0:10.84) | 0:45.93 [5] (0:10.89) | 0:35.04 [6] (0:11.36) | 0:23.68 [4] (0:11.56) | 0:12.12 [4] |
| Average Speed [km/h] | 46.4 | 66.4 | 66.4 | 62.8 | 62.1 | 59.5 |
| Top Speed [km/h] | 62.5 | 68.6 | 68.2 | 64.4 | 62.6 | 61.9 |
| Avg. Dist. to Rail [m] | 1.1 | 1.0 | 1.6 | 1.0 | 0.5 | 0.8 |
| Avg. Stride Freq. [Hz] | 2.6 | 2.8 | 2.7 | 2.6 | 2.6 | 2.5 |
| Avg. Stride Length [m] | 5.4 | 6.6 | 6.9 | 6.7 | 6.7 | 6.5 |



- [] Ranking at each section and finish
- .-.- No data available at this section
- NA No data available



| | |
|--------------------------------|-------------------|
| Horse/Jockey Name | Nouverre Fille |
| Final Rank | 6 |
| Fastest Section Time (Section) | 0:07.83 (Overall) |
| Top Speed [km/h] (Section) | 69.9 (1000m) |
| Race State | Finished |

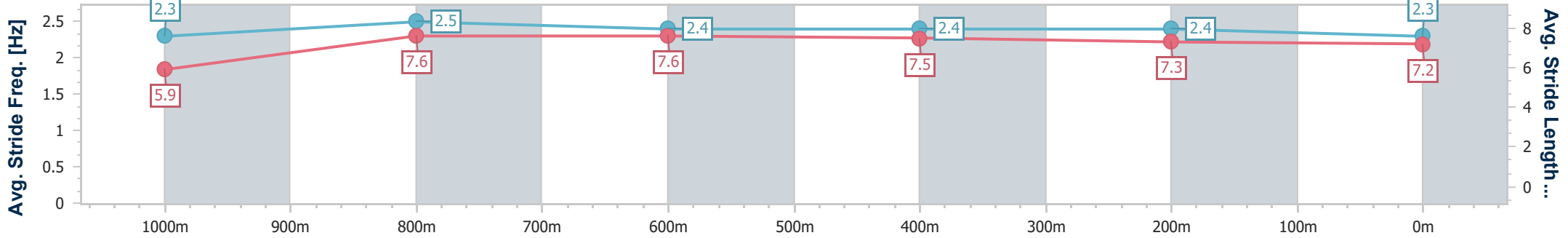
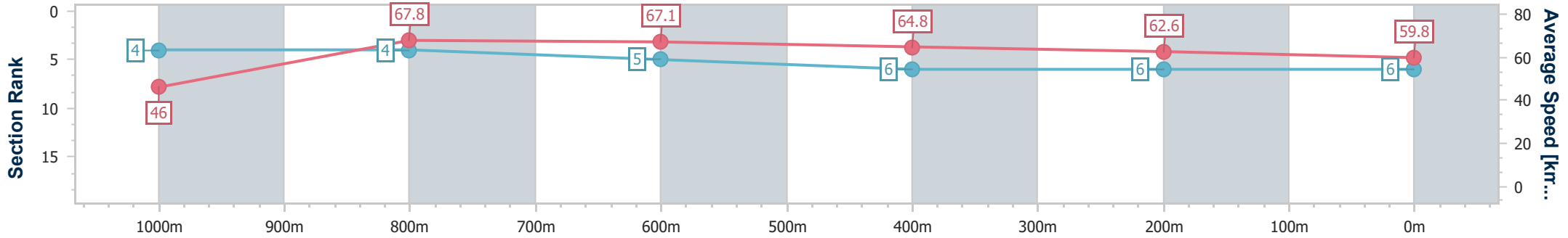


Mackay QLD Professional
 Race 6: Book For Mackay Cup Sat 10th August RATINGS BAND
 0 - 55 Handicap - 1100m
 18 June 2024 - 15:59



Track Rating: Good 4, Weather: Fine, Rail Position: True

| Section | Overall | 1000m | 800m | 600m | 400m | 200m |
|------------------------|--------------------------|--------------------------|--------------------------|--------------------------|--------------------------|--------------------------|
| Section Times | 1:04.60 [6] (0:07.83) | 0:56.77 [4] (0:10.74) | 0:46.03 [4] (0:10.93) | 0:35.10 [5] (0:11.47) | 0:23.63 [6] (0:11.61) | 0:12.02 [6] (0:12.02) |
| Average Speed [km/h] | 46.0 | 67.8 | 67.1 | 64.8 | 62.6 | 59.8 |
| Top Speed [km/h] | 65.0 | 69.9 | 68.0 | 66.2 | 64.3 | 62.8 |
| Avg. Dist. to Rail [m] | 8.2 | 4.2 | 5.3 | 3.9 | 5.2 | 6.4 |
| Avg. Stride Freq. [Hz] | 2.3 | 2.5 | 2.4 | 2.4 | 2.4 | 2.3 |
| Avg. Stride Length [m] | 5.9 | 7.6 | 7.6 | 7.5 | 7.3 | 7.2 |



- [] Ranking at each section and finish
- .-.- No data available at this section
- NA No data available



| | |
|--------------------------------|-------------------|
| Horse/Jockey Name | Awesome Miss |
| Final Rank | 7 |
| Fastest Section Time (Section) | 0:08.00 (Overall) |
| Top Speed [km/h] (Section) | 69.4 (1000m) |
| Race State | Finished |

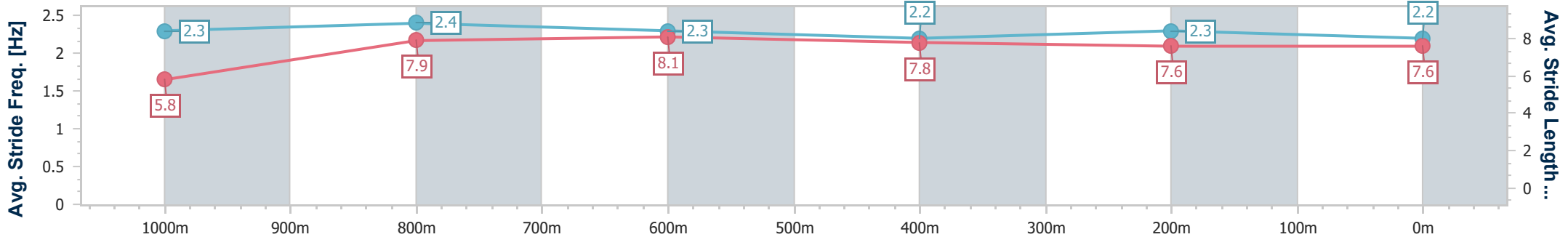
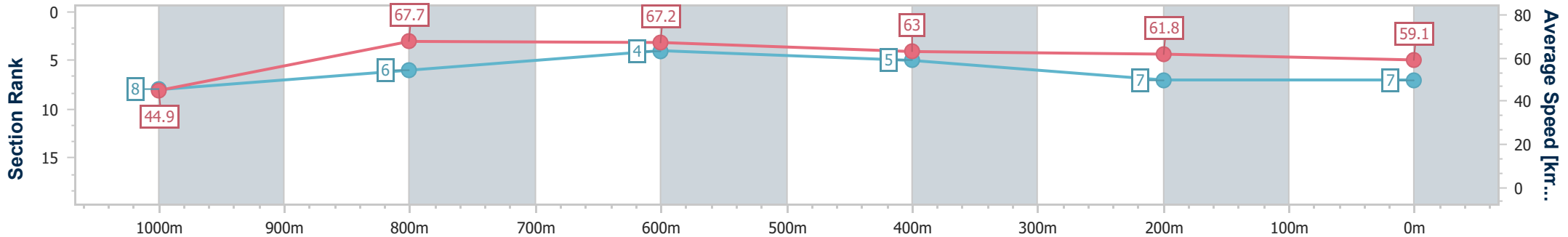


Mackay QLD Professional
 Race 6: Book For Mackay Cup Sat 10th August RATINGS BAND
 0 - 55 Handicap - 1100m
 18 June 2024 - 15:59



Track Rating: Good 4, Weather: Fine, Rail Position: True

| Section | Overall | 1000m | 800m | 600m | 400m | 200m |
|------------------------|--------------------------|--------------------------|--------------------------|--------------------------|--------------------------|--------------------------|
| Section Times | 1:04.76 [7] (0:08.00) | 0:56.76 [8] (0:10.68) | 0:46.08 [6] (0:10.80) | 0:35.28 [4] (0:11.48) | 0:23.80 [5] (0:11.63) | 0:12.17 [7] (0:12.17) |
| Average Speed [km/h] | 44.9 | 67.7 | 67.2 | 63.0 | 61.8 | 59.1 |
| Top Speed [km/h] | 62.7 | 69.4 | 68.3 | 64.7 | 62.9 | 62.0 |
| Avg. Dist. to Rail [m] | 2.9 | 1.4 | 2.3 | 0.7 | 0.7 | 1.5 |
| Avg. Stride Freq. [Hz] | 2.3 | 2.4 | 2.3 | 2.2 | 2.3 | 2.2 |
| Avg. Stride Length [m] | 5.8 | 7.9 | 8.1 | 7.8 | 7.6 | 7.6 |



- [] Ranking at each section and finish
- .-.- No data available at this section
- NA No data available



| | |
|--------------------------------|-------------------|
| Horse/Jockey Name | Ruby Sparkles |
| Final Rank | 8 |
| Fastest Section Time (Section) | 0:07.80 (Overall) |
| Top Speed [km/h] (Section) | 69.3 (1000m) |
| Race State | Finished |

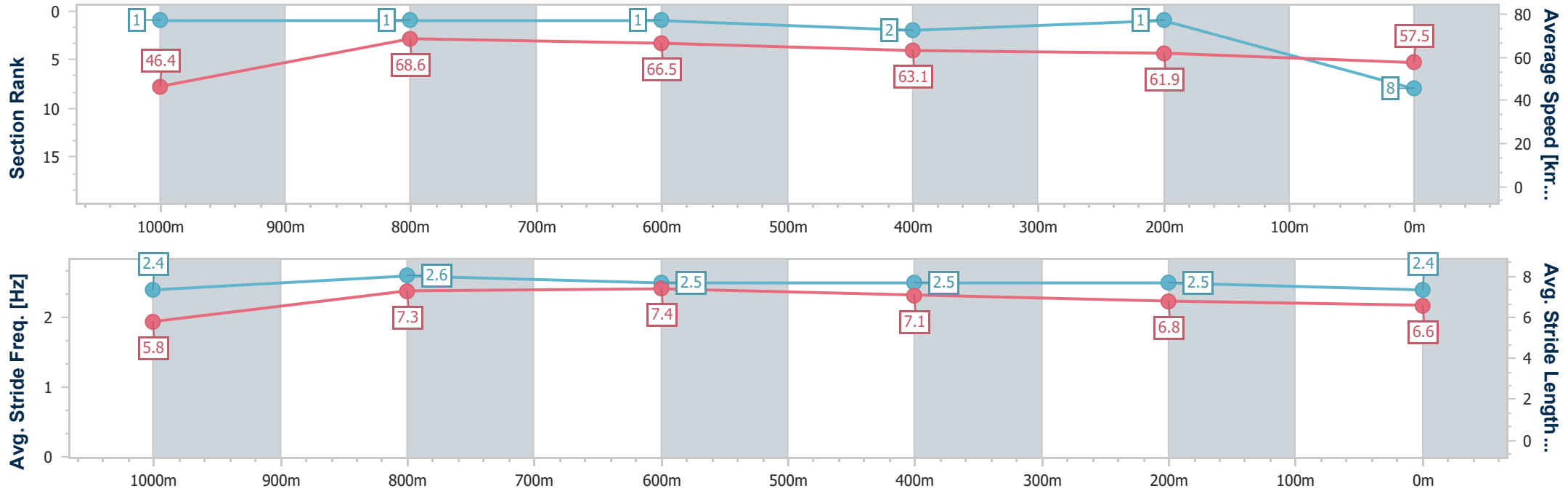


Mackay QLD Professional
 Race 6: Book For Mackay Cup Sat 10th August RATINGS BAND
 0 - 55 Handicap - 1100m
 18 June 2024 - 15:59



Track Rating: Good 4, Weather: Fine, Rail Position: True

| Section | Overall | 1000m | 800m | 600m | 400m | 200m |
|------------------------|--------------------------|--------------------------|--------------------------|--------------------------|--------------------------|--------------------------|
| Section Times | 1:04.77 [8] (0:07.80) | 0:56.97 [1] (0:10.56) | 0:46.41 [1] (0:10.88) | 0:35.53 [1] (0:11.38) | 0:24.15 [2] (0:11.64) | 0:12.51 [1] (0:12.51) |
| Average Speed [km/h] | 46.4 | 68.6 | 66.5 | 63.1 | 61.9 | 57.5 |
| Top Speed [km/h] | 64.9 | 69.3 | 68.5 | 64.0 | 63.5 | 61.3 |
| Avg. Dist. to Rail [m] | 1.9 | 2.5 | 2.6 | 0.7 | 0.3 | 0.4 |
| Avg. Stride Freq. [Hz] | 2.4 | 2.6 | 2.5 | 2.5 | 2.5 | 2.4 |
| Avg. Stride Length [m] | 5.8 | 7.3 | 7.4 | 7.1 | 6.8 | 6.6 |



- [] Ranking at each section and finish
- .-.- No data available at this section
- NA No data available



| | |
|--------------------------------|-------------------|
| Horse/Jockey Name | Queenslander |
| Final Rank | 9 |
| Fastest Section Time (Section) | 0:08.29 (Overall) |
| Top Speed [km/h] (Section) | 69.3 (1000m) |
| Race State | Finished |

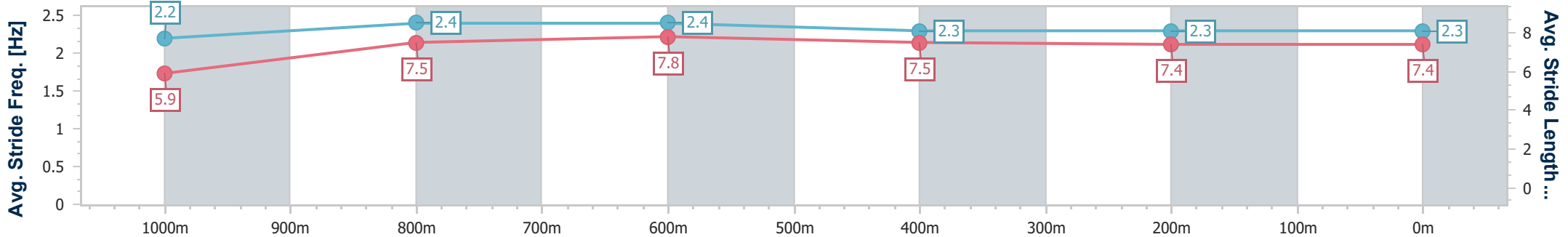
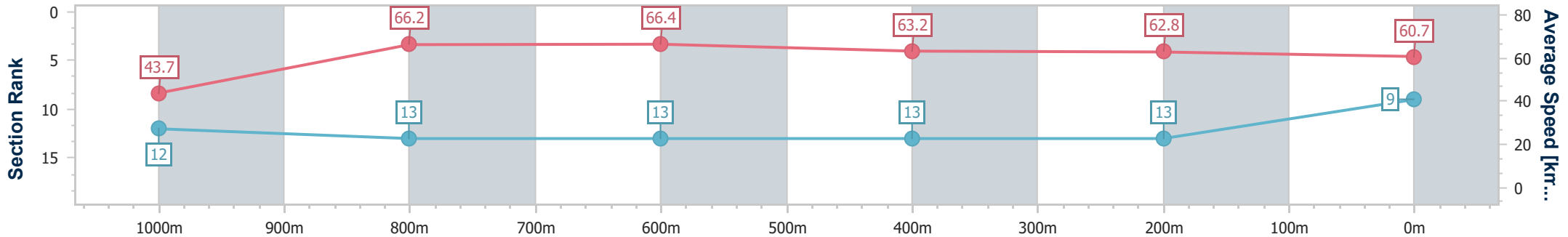


Mackay QLD Professional
 Race 6: Book For Mackay Cup Sat 10th August RATINGS BAND
 0 - 55 Handicap - 1100m
 18 June 2024 - 15:59



Track Rating: Good 4, Weather: Fine, Rail Position: True

| Section | Overall | 1000m | 800m | 600m | 400m | 200m |
|------------------------|--------------------------|---------------------------|---------------------------|---------------------------|---------------------------|---------------------------|
| Section Times | 1:04.80 [9] (0:08.29) | 0:56.51 [12] (0:11.01) | 0:45.50 [13] (0:10.96) | 0:34.54 [13] (0:11.26) | 0:23.28 [13] (0:11.37) | 0:11.91 [13] (0:11.91) |
| Average Speed [km/h] | 43.7 | 66.2 | 66.4 | 63.2 | 62.8 | 60.7 |
| Top Speed [km/h] | 58.5 | 69.3 | 67.6 | 64.9 | 64.6 | 64.4 |
| Avg. Dist. to Rail [m] | 9.8 | 3.8 | 4.5 | 1.7 | 1.4 | 1.6 |
| Avg. Stride Freq. [Hz] | 2.2 | 2.4 | 2.4 | 2.3 | 2.3 | 2.3 |
| Avg. Stride Length [m] | 5.9 | 7.5 | 7.8 | 7.5 | 7.4 | 7.4 |



- [] Ranking at each section and finish
- .-.- No data available at this section
- NA No data available



| | |
|--------------------------------|-------------------|
| Horse/Jockey Name | Elesprit Miss |
| Final Rank | 10 |
| Fastest Section Time (Section) | 0:08.01 (Overall) |
| Top Speed [km/h] (Section) | 69.5 (1000m) |
| Race State | Finished |

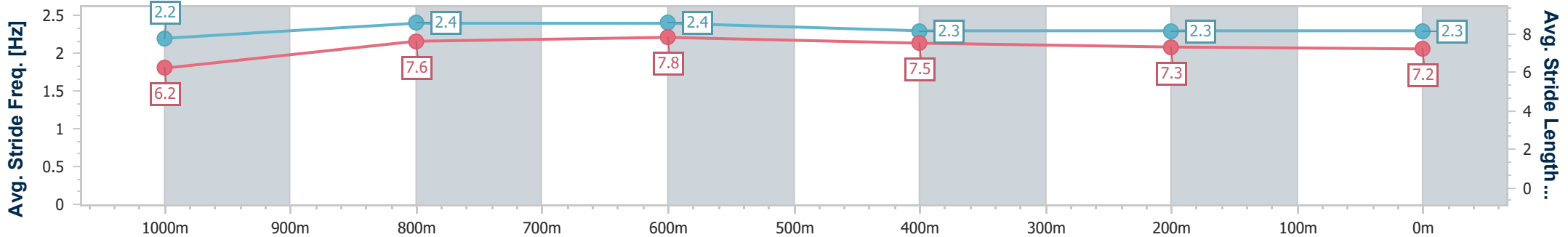
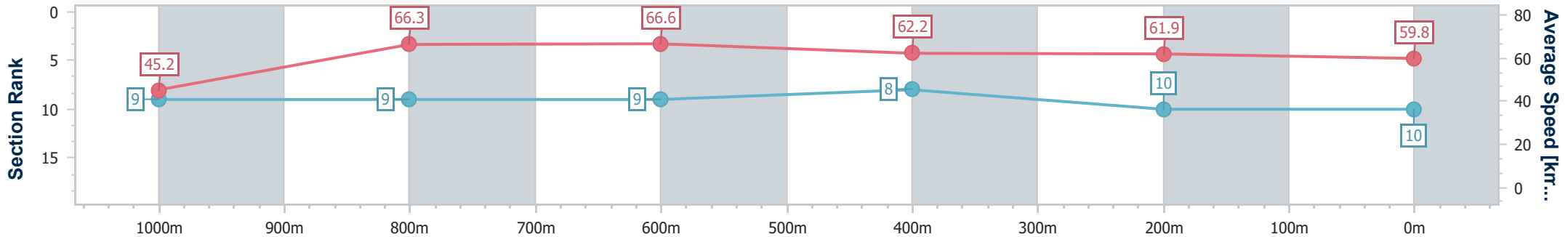


Mackay QLD Professional
 Race 6: Book For Mackay Cup Sat 10th August RATINGS BAND
 0 - 55 Handicap - 1100m
 18 June 2024 - 15:59



Track Rating: Good 4, Weather: Fine, Rail Position: True

| Section | Overall | 1000m | 800m | 600m | 400m | 200m |
|------------------------|---------------------------|--------------------------|--------------------------|--------------------------|--------------------------|---------------------------|
| Section Times | 1:04.81 [10] (0:08.01) | 0:56.80 [9] (0:10.84) | 0:45.96 [9] (0:10.87) | 0:35.09 [9] (0:11.42) | 0:23.67 [8] (0:11.63) | 0:12.04 [10] (0:12.04) |
| Average Speed [km/h] | 45.2 | 66.3 | 66.6 | 62.2 | 61.9 | 59.8 |
| Top Speed [km/h] | 62.9 | 69.5 | 69.1 | 64.3 | 64.5 | 65.4 |
| Avg. Dist. to Rail [m] | 3.3 | 1.2 | 1.0 | 1.3 | 1.2 | 1.3 |
| Avg. Stride Freq. [Hz] | 2.2 | 2.4 | 2.4 | 2.3 | 2.3 | 2.3 |
| Avg. Stride Length [m] | 6.2 | 7.6 | 7.8 | 7.5 | 7.3 | 7.2 |



- [] Ranking at each section and finish
- .-.- No data available at this section
- NA No data available



| | |
|--------------------------------|-------------------|
| Horse/Jockey Name | Sensationabull |
| Final Rank | 11 |
| Fastest Section Time (Section) | 0:07.82 (Overall) |
| Top Speed [km/h] (Section) | 68.9 (800m) |
| Race State | Finished |

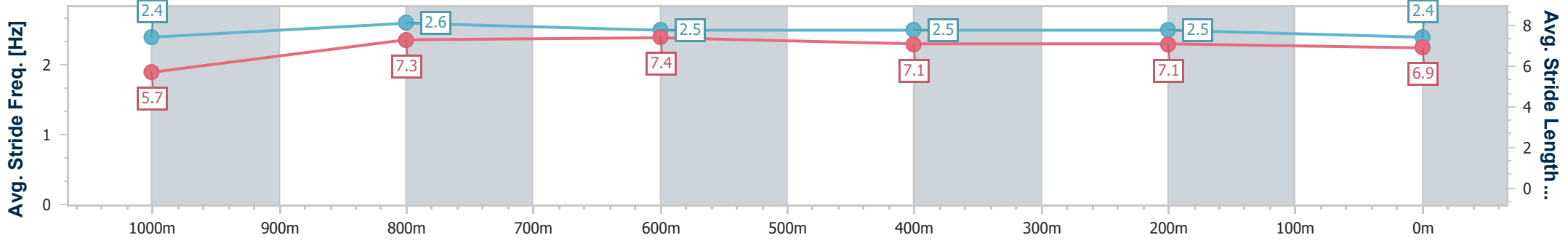
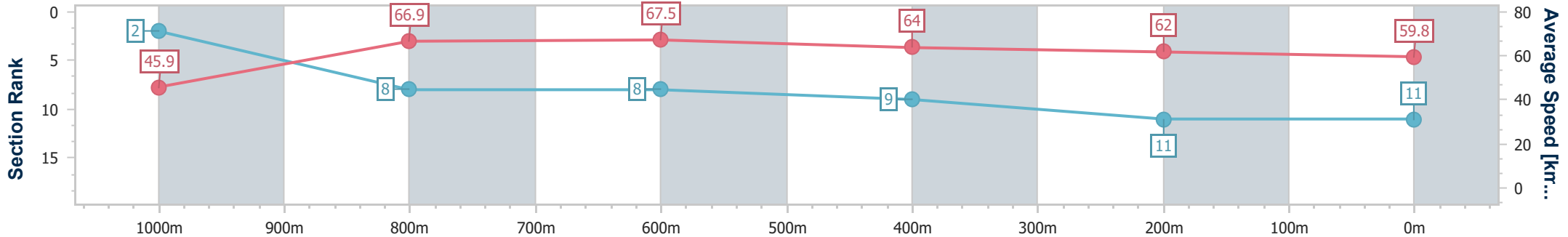


Mackay QLD Professional
 Race 6: Book For Mackay Cup Sat 10th August RATINGS BAND
 0 - 55 Handicap - 1100m
 18 June 2024 - 15:59



Track Rating: Good 4, Weather: Fine, Rail Position: True

| Section | Overall | 1000m | 800m | 600m | 400m | 200m |
|------------------------|---------------------------|--------------------------|--------------------------|--------------------------|--------------------------|---------------------------|
| Section Times | 1:04.87 [11] (0:07.82) | 0:57.05 [2] (0:10.95) | 0:46.10 [8] (0:10.86) | 0:35.24 [8] (0:11.55) | 0:23.69 [9] (0:11.62) | 0:12.07 [11] (0:12.07) |
| Average Speed [km/h] | 45.9 | 66.9 | 67.5 | 64.0 | 62.0 | 59.8 |
| Top Speed [km/h] | 62.7 | 68.8 | 68.9 | 65.6 | 63.8 | 63.4 |
| Avg. Dist. to Rail [m] | 9.3 | 5.3 | 5.3 | 3.2 | 2.0 | 3.9 |
| Avg. Stride Freq. [Hz] | 2.4 | 2.6 | 2.5 | 2.5 | 2.5 | 2.4 |
| Avg. Stride Length [m] | 5.7 | 7.3 | 7.4 | 7.1 | 7.1 | 6.9 |



- [] Ranking at each section and finish
- .-.- No data available at this section
- NA No data available



| | |
|--------------------------------|-------------------|
| Horse/Jockey Name | Balexia |
| Final Rank | 12 |
| Fastest Section Time (Section) | 0:07.84 (Overall) |
| Top Speed [km/h] (Section) | 69.5 (1000m) |
| Race State | Finished |

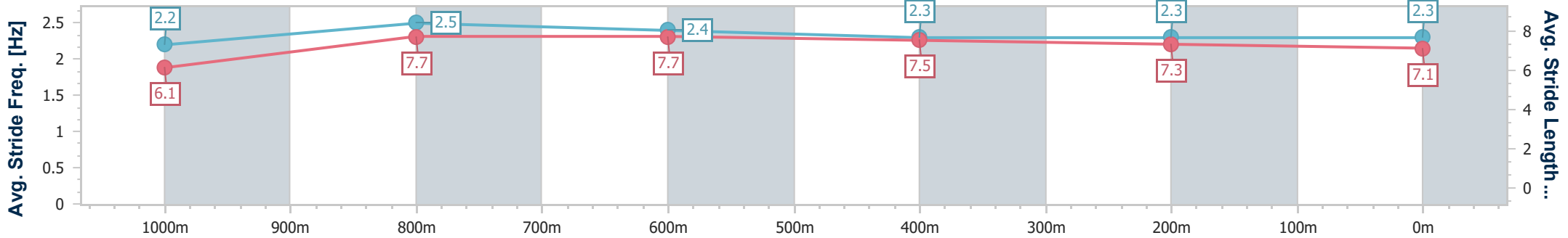
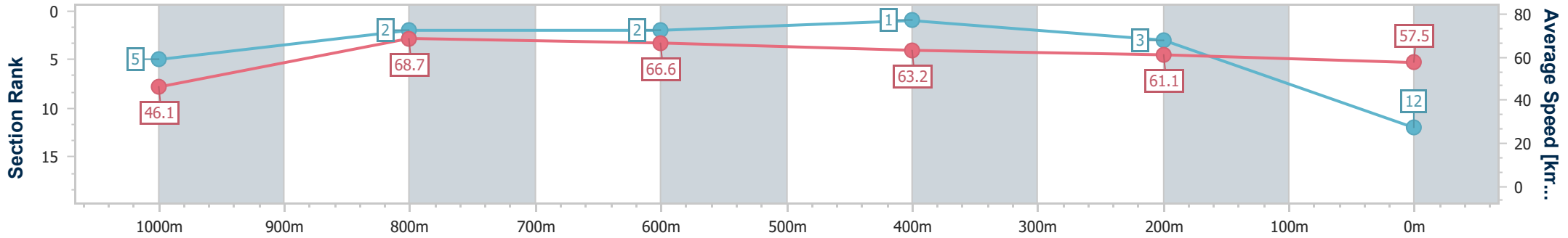


Mackay QLD Professional
 Race 6: Book For Mackay Cup Sat 10th August RATINGS BAND
 0 - 55 Handicap - 1100m
 18 June 2024 - 15:59



Track Rating: Good 4, Weather: Fine, Rail Position: True

| Section | Overall | 1000m | 800m | 600m | 400m | 200m |
|------------------------|---------------------------|--------------------------|--------------------------|--------------------------|--------------------------|--------------------------|
| Section Times | 1:04.91 [12] (0:07.84) | 0:57.07 [5] (0:10.56) | 0:46.51 [2] (0:10.89) | 0:35.62 [2] (0:11.29) | 0:24.33 [1] (0:11.82) | 0:12.51 [3] (0:12.51) |
| Average Speed [km/h] | 46.1 | 68.7 | 66.6 | 63.2 | 61.1 | 57.5 |
| Top Speed [km/h] | 64.4 | 69.5 | 68.8 | 64.5 | 62.7 | 60.7 |
| Avg. Dist. to Rail [m] | 1.6 | 2.5 | 3.5 | 0.9 | 2.5 | 3.7 |
| Avg. Stride Freq. [Hz] | 2.2 | 2.5 | 2.4 | 2.3 | 2.3 | 2.3 |
| Avg. Stride Length [m] | 6.1 | 7.7 | 7.7 | 7.5 | 7.3 | 7.1 |



- [] Ranking at each section and finish
- .-.- No data available at this section
- NA No data available



| | |
|--------------------------------|-------------------|
| Horse/Jockey Name | Valentina Express |
| Final Rank | 13 |
| Fastest Section Time (Section) | 0:08.33 (Overall) |
| Top Speed [km/h] (Section) | 68.8 (1000m) |
| Race State | Finished |

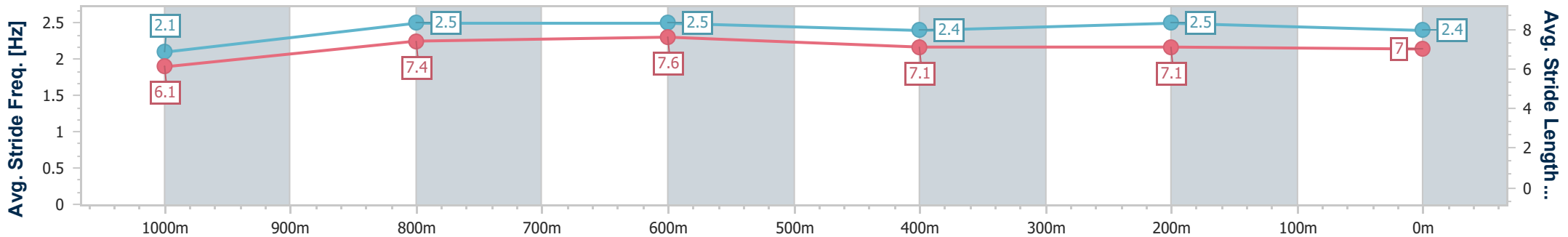
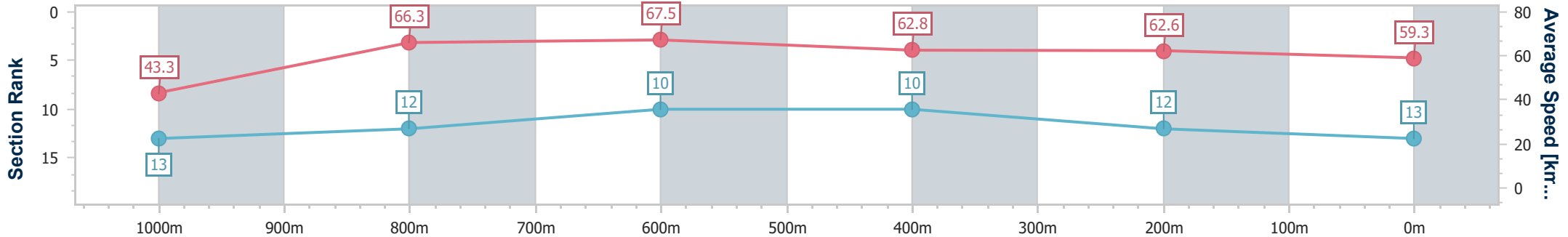


Mackay QLD Professional
 Race 6: Book For Mackay Cup Sat 10th August RATINGS BAND
 0 - 55 Handicap - 1100m
 18 June 2024 - 15:59



Track Rating: Good 4, Weather: Fine, Rail Position: True

| Section | Overall | 1000m | 800m | 600m | 400m | 200m |
|------------------------|---------------------------|---------------------------|---------------------------|---------------------------|---------------------------|--------------|
| Section Times | 1:05.01 [13] (0:08.33) | 0:56.68 [13] (0:10.92) | 0:45.76 [12] (0:10.63) | 0:35.13 [10] (0:11.42) | 0:23.71 [10] (0:11.54) | 0:12.17 [12] |
| Average Speed [km/h] | 43.3 | 66.3 | 67.5 | 62.8 | 62.6 | 59.3 |
| Top Speed [km/h] | 62.0 | 68.8 | 68.7 | 64.6 | 63.6 | 61.8 |
| Avg. Dist. to Rail [m] | 7.7 | 1.5 | 0.6 | 0.6 | 1.5 | 1.7 |
| Avg. Stride Freq. [Hz] | 2.1 | 2.5 | 2.5 | 2.4 | 2.5 | 2.4 |
| Avg. Stride Length [m] | 6.1 | 7.4 | 7.6 | 7.1 | 7.1 | 7.0 |



- [] Ranking at each section and finish
- .-.- No data available at this section
- NA No data available



Mackay QLD Professional

Race 7: Racing Again Thurs 4th July BM70 Handicap - 1050m

18 June 2024 - 16:36



MACKAY TURF CLUB
Ooralea Racecourse

Track Rating: Good 4, Weather: Fine, Rail Position: True

| Section | | | | | | | | | | | | | Last 600m | | | | | |
|-------------|-----|---|----------------------|----------------------|----------------------|---------------------------|---------------------------|---------------------------|---------------------------|---------------------------|---------------------------|---------|-----------|----|--|--|--------|------------------------|
| Field Times | | Overall | 1000m | 800m | 600m | 400m | 200m | | | | | | 0:34.24 | | | | | |
| | | 1:00.09 (0:04.34) | 0:55.75 (0:10.93) | 0:44.82 (0:10.58) | 0:34.24 (0:10.97) | 0:23.27 (0:11.27) | 0:12.00 (0:12.00) | | | | | | | | | | | |
| Rank | TAB | Horse/Jockey | Barrier | Top Speed [km/h] | Fastest Section | | | | | | | | | | | | Margin | Distance Travelled [m] |
| 1 | 11 | SINGLE MEMO Justin Stanley | 11 | 70.3 800m | 0:04.34 Overall | 1:00.09 [1] (0:04.34) | 0:55.75 [1] (0:10.93) | 0:44.82 [1] (0:10.58) | 0:34.24 [1] (0:10.97) | 0:23.27 [1] (0:11.27) | 0:12.00 [1] (0:12.00) | 1:00.09 | 0:34.24 | | | | | |
| 2 | 3 | BOLD HUNTER McKenzie Apel | 9 | 70.0 800m | 0:04.71 Overall | 1:00.12 [2] (0:04.71) | 0:55.41 [7] (0:11.05) | 0:44.36 [4] (0:10.58) | 0:33.78 [5] (0:11.02) | 0:22.76 [5] (0:11.15) | 0:11.61 [5] (0:11.61) | 0.16L | 0:33.78 | +1 | | | | |
| 3 | 4 | EYEWITNESS Ashley Butler | 12 | 70.9 800m | 0:04.54 Overall | 1:00.45 [3] (0:04.54) | 0:55.91 [4] (0:10.93) | 0:44.98 [3] (0:10.46) | 0:34.52 [3] (0:11.05) | 0:23.47 [2] (0:11.31) | 0:12.16 [2] (0:12.16) | 2.09L | 0:34.52 | +0 | | | | |
| 4 | 10 | BARNEY RABBLE Georgina Cartwright | 13 | 70.7 800m | 0:04.51 Overall | 1:00.52 [4] (0:04.51) | 0:56.01 [3] (0:10.96) | 0:45.05 [2] (0:10.40) | 0:34.65 [2] (0:11.15) | 0:23.50 [3] (0:11.29) | 0:12.21 [3] (0:12.21) | 2.52L | 0:34.65 | +5 | | | | |
| 5 | 8 | LILY ALLEZ Nikki Olzard | 4 | 70.6 800m | 0:04.80 Overall | 1:00.70 [5] (0:04.80) | 0:55.90 [8] (0:11.15) | 0:44.75 [6] (0:10.60) | 0:34.15 [6] (0:11.04) | 0:23.11 [6] (0:11.17) | 0:11.94 [6] (0:11.94) | 3.58L | 0:34.15 | -5 | | | | |
| 6 | 2 | CABALO ESCURO Shae Nielson | 5 | 68.9 1000m | 0:04.96 Overall | 1:00.79 [6] (0:04.96) | 0:55.83 [11] (0:11.34) | 0:44.49 [10] (0:10.66) | 0:33.83 [11] (0:10.86) | 0:22.97 [9] (0:11.16) | 0:11.81 [8] (0:11.81) | 4.11L | 0:33.83 | +2 | | | | |
| 7 | 6 | GOSSIP TORQUE Nathan Day | 8 | 69.9 800m | 0:04.50 Overall | 1:00.85 [7] (0:04.50) | 0:56.35 [2] (0:11.29) | 0:45.06 [5] (0:10.47) | 0:34.59 [4] (0:10.77) | 0:23.82 [4] (0:11.37) | 0:12.45 [4] (0:12.45) | 4.46L | 0:34.59 | -6 | | | | |
| 8 | 9 | EMMA'S JET Melea Castle | 1 | 68.9 800m | 0:04.60 Overall | 1:00.85 [8] (0:04.60) | 0:56.25 [5] (0:11.51) | 0:44.74 [8] (0:10.57) | 0:34.17 [8] (0:10.99) | 0:23.18 [7] (0:11.20) | 0:11.98 [7] (0:11.98) | 4.47L | 0:34.17 | -3 | | | | |
| 9 | 5 | FANAAR Zac Sprie | 3 | 69.1 800m | 0:04.95 Overall | 1:01.09 [9] (0:04.95) | 0:56.14 [10] (0:11.40) | 0:44.74 [11] (0:10.60) | 0:34.14 [10] (0:10.95) | 0:23.19 [10] (0:11.23) | 0:11.96 [10] (0:11.96) | 5.86L | 0:34.14 | +0 | | | | |
| 10 | 7 | GOLDEN ATHENA Nathan Thomas | 6 | 69.4 800m | 0:04.86 Overall | 1:01.84 [10] (0:04.86) | 0:56.98 [9] (0:11.26) | 0:45.72 [9] (0:10.56) | 0:35.16 [7] (0:11.09) | 0:24.07 [8] (0:11.28) | 0:12.79 [9] (0:12.79) | 10.29L | 0:35.16 | +1 | | | | |

Scratched: Flying Shamus (#12), Rubunkar (#13), Kahaylaan (#14)

[] Ranking at each section and finish
 -:-:- No data available at this section
 NA No data available

SCN Saddle cloth number
 DNF Did not finish
 DNT Did not track



Mackay QLD Professional

Race 7: Racing Again Thurs 4th July BM70 Handicap - 1050m



MACKAY TURF CLUB
Ooralea Racecourse

18 June 2024 - 16:36

Track Rating: Good 4, Weather: Fine, Rail Position: True

| Section | | Overall | 1000m | 800m | 600m | 400m | 200m | Last 600m | | | | | |
|-------------|---|----------------------|----------------------|----------------------|---------------------------|--------------------------|--------------------------|--------------------------|---------------------------|---------------------------|--------|------------------------|----|
| Field Times | | 1:00.09 (0:04.34) | 0:55.75 (0:10.93) | 0:44.82 (0:10.58) | 0:34.24 (0:10.97) | 0:23.27 (0:11.27) | 0:12.00 (0:12.00) | 0:34.24 | | | | | |
| Rank | TAB Horse/Jockey | Barrier | Top Speed [km/h] | Fastest Section | | | | | | | Margin | Distance Travelled [m] | |
| 11 | 1 VALLEY OF DREAMS Jaimee-Lee Devine | 14 | 68.8 800m | 0:04.67 Overall | 1:03.17 [11] (0:04.67) | 0:58.50 [6] (0:11.43) | 0:47.07 [7] (0:10.77) | 0:36.30 [9] (0:11.39) | 0:24.91 [11] (0:11.80) | 0:13.11 [11] (0:13.11) | 18.1L | 0:36.30 | +2 |

Scratched: Flying Shamus (#12), Rubunkar (#13), Kahaylaan (#14)

[] Ranking at each section and finish
 -:-:- No data available at this section
 NA No data available

SCN Saddle cloth number
 DNF Did not finish
 DNT Did not track



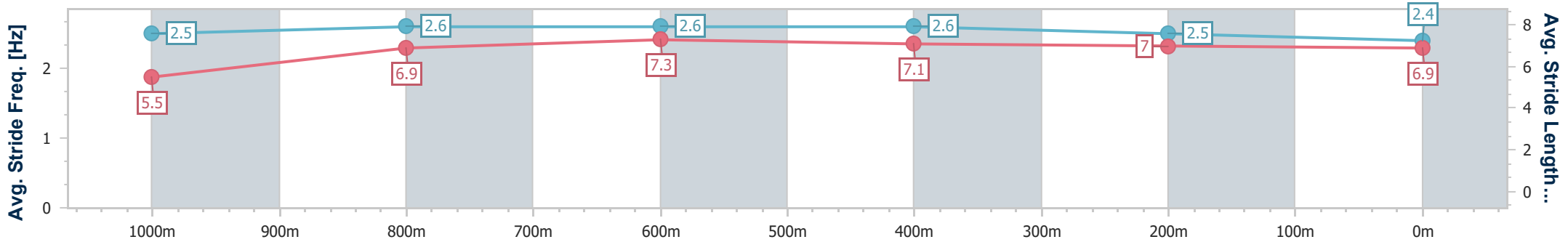
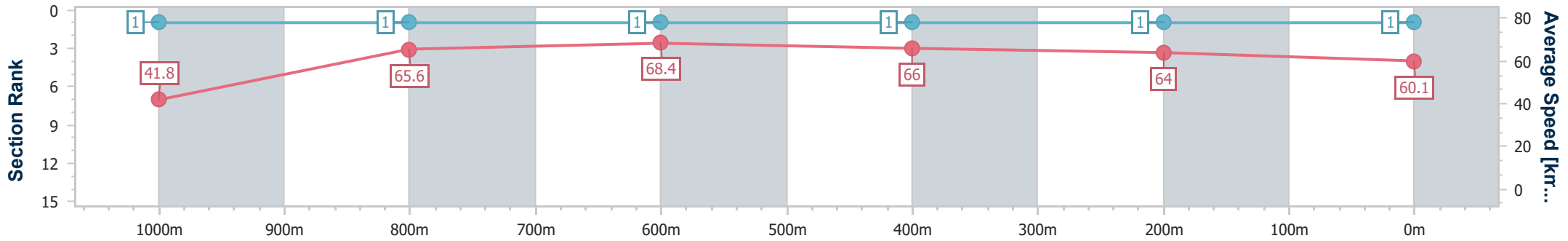
| | |
|--------------------------------|-------------------|
| Horse/Jockey Name | Single Memo |
| Final Rank | 1 |
| Fastest Section Time (Section) | 0:04.34 (Overall) |
| Top Speed [km/h] (Section) | 70.3 (800m) |
| Race State | Finished |



Mackay QLD Professional
 Race 7: Racing Again Thurs 4th July BM70 Handicap - 1050m
 18 June 2024 - 16:36
 Track Rating: Good 4, Weather: Fine, Rail Position: True



| Section | Overall | 1000m | 800m | 600m | 400m | 200m |
|------------------------|--------------------------|--------------------------|--------------------------|--------------------------|--------------------------|--------------------------|
| Section Times | 1:00.09 [1] (0:04.34) | 0:55.75 [1] (0:10.93) | 0:44.82 [1] (0:10.58) | 0:34.24 [1] (0:10.97) | 0:23.27 [1] (0:11.27) | 0:12.00 [1] (0:12.00) |
| Average Speed [km/h] | 41.8 | 65.6 | 68.4 | 66.0 | 64.0 | 60.1 |
| Top Speed [km/h] | 55.7 | 69.8 | 70.3 | 67.2 | 64.6 | 63.1 |
| Avg. Dist. to Rail [m] | 2.1 | 1.4 | 1.5 | 0.9 | 0.6 | 0.9 |
| Avg. Stride Freq. [Hz] | 2.5 | 2.6 | 2.6 | 2.6 | 2.5 | 2.4 |
| Avg. Stride Length [m] | 5.5 | 6.9 | 7.3 | 7.1 | 7.0 | 6.9 |



- [] Ranking at each section and finish
- .-.- No data available at this section
- NA No data available



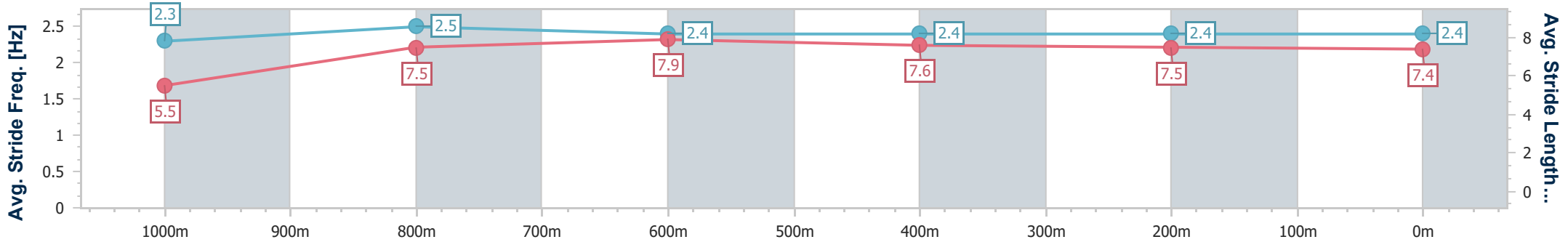
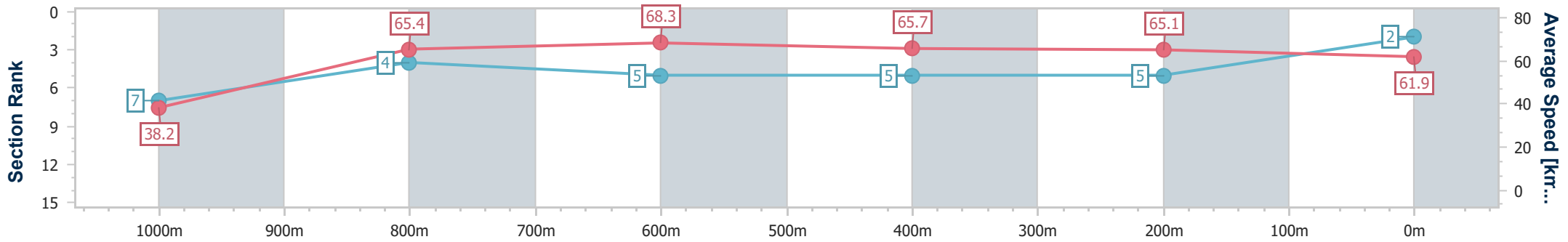
| | |
|--------------------------------|-------------------|
| Horse/Jockey Name | Bold Hunter |
| Final Rank | 2 |
| Fastest Section Time (Section) | 0:04.71 (Overall) |
| Top Speed [km/h] (Section) | 70.0 (800m) |
| Race State | Finished |



Mackay QLD Professional
 Race 7: Racing Again Thurs 4th July BM70 Handicap - 1050m
 18 June 2024 - 16:36
 Track Rating: Good 4, Weather: Fine, Rail Position: True



| Section | Overall | 1000m | 800m | 600m | 400m | 200m |
|------------------------|--------------------------|--------------------------|--------------------------|--------------------------|--------------------------|-------------|
| Section Times | 1:00.12 [2] (0:04.71) | 0:55.41 [7] (0:11.05) | 0:44.36 [4] (0:10.58) | 0:33.78 [5] (0:11.02) | 0:22.76 [5] (0:11.15) | 0:11.61 [5] |
| Average Speed [km/h] | 38.2 | 65.4 | 68.3 | 65.7 | 65.1 | 61.9 |
| Top Speed [km/h] | 55.2 | 68.9 | 70.0 | 68.6 | 66.4 | 65.5 |
| Avg. Dist. to Rail [m] | 4.1 | 2.6 | 1.1 | 1.0 | 4.4 | 6.0 |
| Avg. Stride Freq. [Hz] | 2.3 | 2.5 | 2.4 | 2.4 | 2.4 | 2.4 |
| Avg. Stride Length [m] | 5.5 | 7.5 | 7.9 | 7.6 | 7.5 | 7.4 |



- [] Ranking at each section and finish
- .-.- No data available at this section
- NA No data available



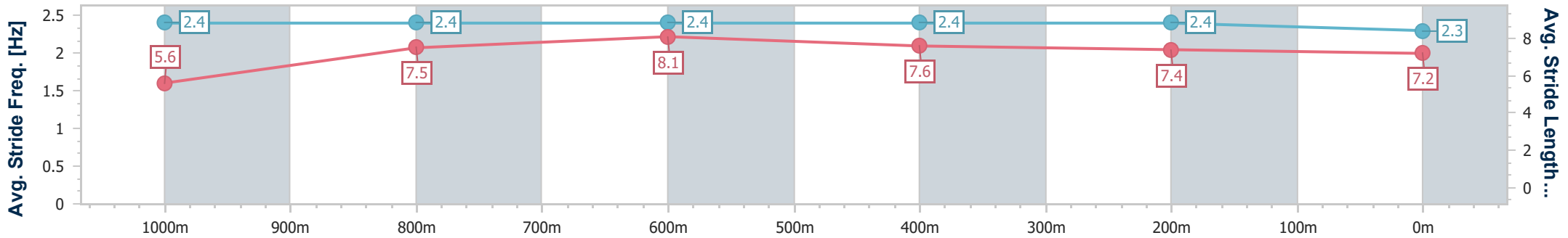
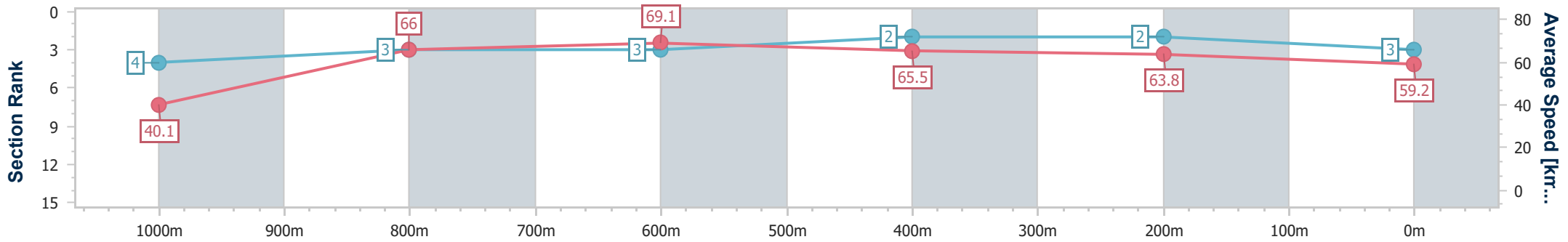
| | |
|--------------------------------|-------------------|
| Horse/Jockey Name | Eyewitness |
| Final Rank | 3 |
| Fastest Section Time (Section) | 0:04.54 (Overall) |
| Top Speed [km/h] (Section) | 70.9 (800m) |
| Race State | Finished |



Mackay QLD Professional
 Race 7: Racing Again Thurs 4th July BM70 Handicap - 1050m
 18 June 2024 - 16:36
 Track Rating: Good 4, Weather: Fine, Rail Position: True



| Section | Overall | 1000m | 800m | 600m | 400m | 200m |
|------------------------|--------------------------|--------------------------|--------------------------|--------------------------|--------------------------|--------------------------|
| Section Times | 1:00.45 [3] (0:04.54) | 0:55.91 [4] (0:10.93) | 0:44.98 [3] (0:10.46) | 0:34.52 [3] (0:11.05) | 0:23.47 [2] (0:11.31) | 0:12.16 [2] (0:12.16) |
| Average Speed [km/h] | 40.1 | 66.0 | 69.1 | 65.5 | 63.8 | 59.2 |
| Top Speed [km/h] | 57.2 | 69.3 | 70.9 | 67.6 | 65.1 | 62.2 |
| Avg. Dist. to Rail [m] | 5.6 | 2.6 | 0.8 | 1.0 | 2.1 | 2.1 |
| Avg. Stride Freq. [Hz] | 2.4 | 2.4 | 2.4 | 2.4 | 2.4 | 2.3 |
| Avg. Stride Length [m] | 5.6 | 7.5 | 8.1 | 7.6 | 7.4 | 7.2 |



- [] Ranking at each section and finish
- .-.- No data available at this section
- NA No data available



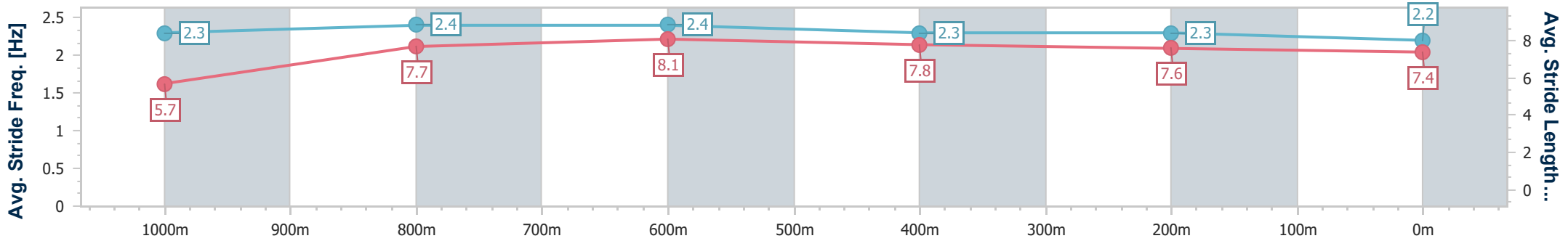
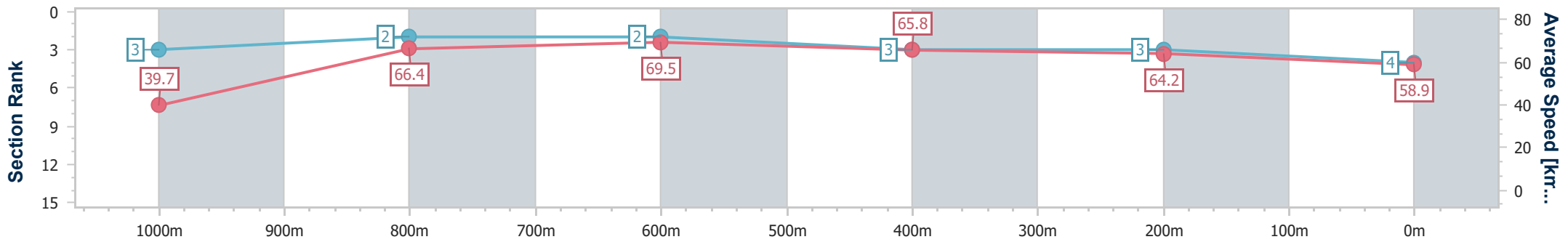
| | |
|--------------------------------|-------------------|
| Horse/Jockey Name | Barney Rabble |
| Final Rank | 4 |
| Fastest Section Time (Section) | 0:04.51 (Overall) |
| Top Speed [km/h] (Section) | 70.7 (800m) |
| Race State | Finished |



Mackay QLD Professional
 Race 7: Racing Again Thurs 4th July BM70 Handicap - 1050m
 18 June 2024 - 16:36
 Track Rating: Good 4, Weather: Fine, Rail Position: True



| Section | Overall | 1000m | 800m | 600m | 400m | 200m |
|------------------------|--------------------------|--------------------------|--------------------------|--------------------------|--------------------------|--------------------------|
| Section Times | 1:00.52 [4] (0:04.51) | 0:56.01 [3] (0:10.96) | 0:45.05 [2] (0:10.40) | 0:34.65 [2] (0:11.15) | 0:23.50 [3] (0:11.29) | 0:12.21 [3] (0:12.21) |
| Average Speed [km/h] | 39.7 | 66.4 | 69.5 | 65.8 | 64.2 | 58.9 |
| Top Speed [km/h] | 55.3 | 69.9 | 70.7 | 68.1 | 65.3 | 62.6 |
| Avg. Dist. to Rail [m] | 7.7 | 4.4 | 1.9 | 2.8 | 3.5 | 4.3 |
| Avg. Stride Freq. [Hz] | 2.3 | 2.4 | 2.4 | 2.3 | 2.3 | 2.2 |
| Avg. Stride Length [m] | 5.7 | 7.7 | 8.1 | 7.8 | 7.6 | 7.4 |



- [] Ranking at each section and finish
- .-.- No data available at this section
- NA No data available



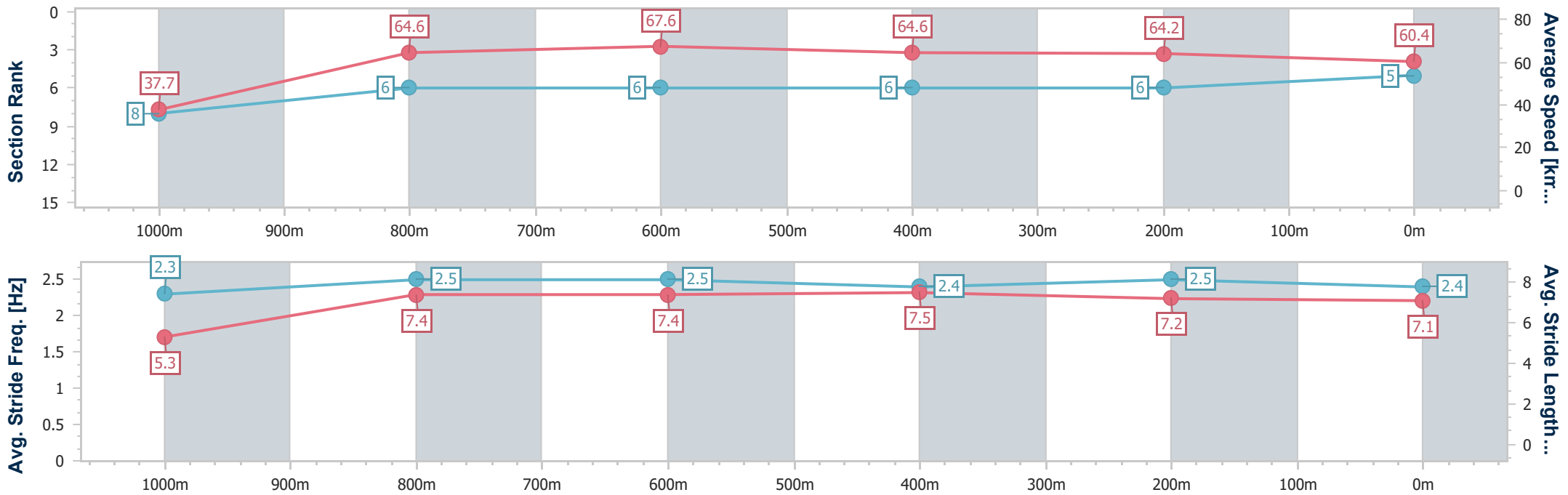
| | |
|--------------------------------|-------------------|
| Horse/Jockey Name | Lily Allez |
| Final Rank | 5 |
| Fastest Section Time (Section) | 0:04.80 (Overall) |
| Top Speed [km/h] (Section) | 70.6 (800m) |
| Race State | Finished |



Mackay QLD Professional
 Race 7: Racing Again Thurs 4th July BM70 Handicap - 1050m
 18 June 2024 - 16:36
 Track Rating: Good 4, Weather: Fine, Rail Position: True



| Section | Overall | 1000m | 800m | 600m | 400m | 200m |
|------------------------|--------------------------|--------------------------|--------------------------|--------------------------|--------------------------|--------------------------|
| Section Times | 1:00.70 [5] (0:04.80) | 0:55.90 [8] (0:11.15) | 0:44.75 [6] (0:10.60) | 0:34.15 [6] (0:11.04) | 0:23.11 [6] (0:11.17) | 0:11.94 [6] (0:11.94) |
| Average Speed [km/h] | 37.7 | 64.6 | 67.6 | 64.6 | 64.2 | 60.4 |
| Top Speed [km/h] | 55.3 | 67.7 | 70.6 | 66.7 | 65.8 | 67.1 |
| Avg. Dist. to Rail [m] | 0.3 | 0.5 | 0.4 | 1.6 | 1.4 | 2.9 |
| Avg. Stride Freq. [Hz] | 2.3 | 2.5 | 2.5 | 2.4 | 2.5 | 2.4 |
| Avg. Stride Length [m] | 5.3 | 7.4 | 7.4 | 7.5 | 7.2 | 7.1 |



- [] Ranking at each section and finish
- .-.- No data available at this section
- NA No data available



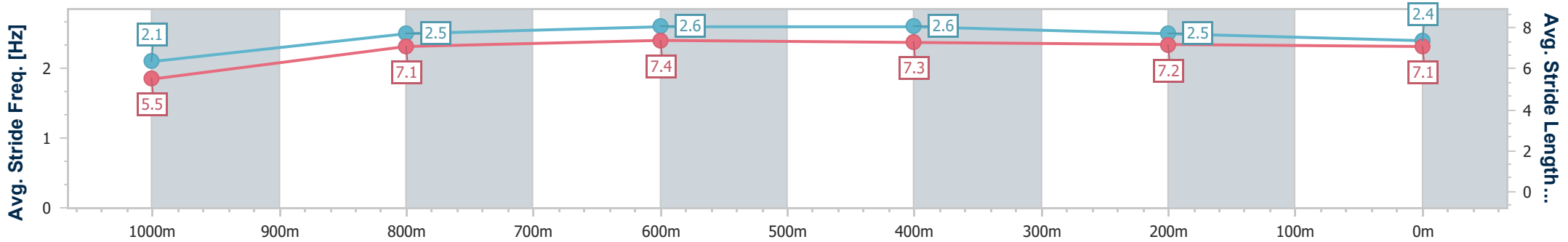
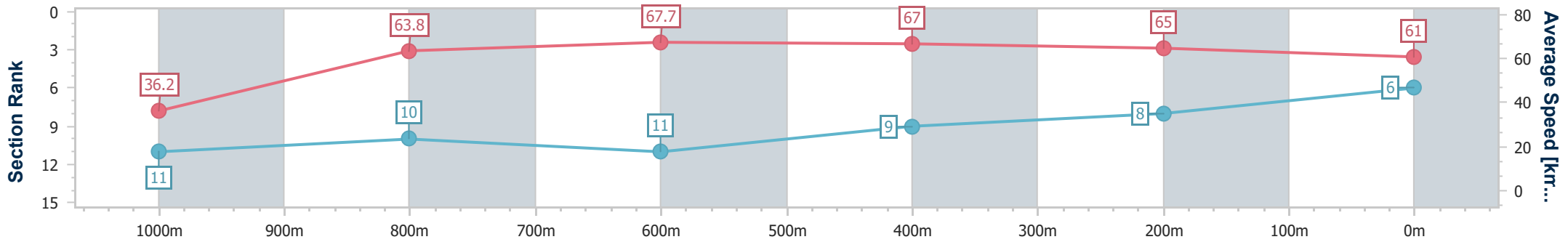
| | |
|--------------------------------|-------------------|
| Horse/Jockey Name | Cabalo Escuro |
| Final Rank | 6 |
| Fastest Section Time (Section) | 0:04.96 (Overall) |
| Top Speed [km/h] (Section) | 68.9 (1000m) |
| Race State | Finished |



Mackay QLD Professional
 Race 7: Racing Again Thurs 4th July BM70 Handicap - 1050m
 18 June 2024 - 16:36
 Track Rating: Good 4, Weather: Fine, Rail Position: True



| Section | Overall | 1000m | 800m | 600m | 400m | 200m |
|------------------------|--------------------------|---------------------------|---------------------------|---------------------------|--------------------------|--------------------------|
| Section Times | 1:00.79 [6] (0:04.96) | 0:55.83 [11] (0:11.34) | 0:44.49 [10] (0:10.66) | 0:33.83 [11] (0:10.86) | 0:22.97 [9] (0:11.16) | 0:11.81 [8] (0:11.81) |
| Average Speed [km/h] | 36.2 | 63.8 | 67.7 | 67.0 | 65.0 | 61.0 |
| Top Speed [km/h] | 51.8 | 68.9 | 68.5 | 67.7 | 66.6 | 64.3 |
| Avg. Dist. to Rail [m] | 0.9 | 1.8 | 1.6 | 1.3 | 5.3 | 6.0 |
| Avg. Stride Freq. [Hz] | 2.1 | 2.5 | 2.6 | 2.6 | 2.5 | 2.4 |
| Avg. Stride Length [m] | 5.5 | 7.1 | 7.4 | 7.3 | 7.2 | 7.1 |



- [] Ranking at each section and finish
- .-.- No data available at this section
- NA No data available



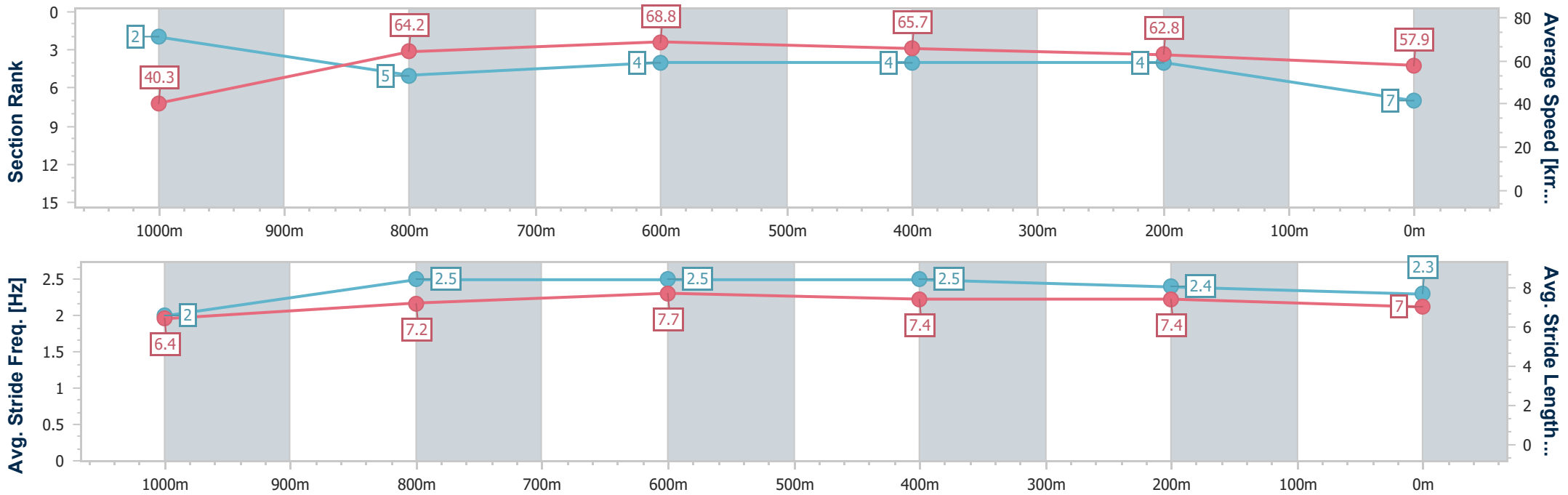
| | |
|--------------------------------|-------------------|
| Horse/Jockey Name | Gossip Torque |
| Final Rank | 7 |
| Fastest Section Time (Section) | 0:04.50 (Overall) |
| Top Speed [km/h] (Section) | 69.9 (800m) |
| Race State | Finished |



Mackay QLD Professional
 Race 7: Racing Again Thurs 4th July BM70 Handicap - 1050m
 18 June 2024 - 16:36
 Track Rating: Good 4, Weather: Fine, Rail Position: True



| Section | Overall | 1000m | 800m | 600m | 400m | 200m |
|------------------------|--------------------------|--------------------------|--------------------------|--------------------------|--------------------------|-------------|
| Section Times | 1:00.85 [7] (0:04.50) | 0:56.35 [2] (0:11.29) | 0:45.06 [5] (0:10.47) | 0:34.59 [4] (0:10.77) | 0:23.82 [4] (0:11.37) | 0:12.45 [4] |
| Average Speed [km/h] | 40.3 | 64.2 | 68.8 | 65.7 | 62.8 | 57.9 |
| Top Speed [km/h] | 54.2 | 68.4 | 69.9 | 67.6 | 63.9 | 62.3 |
| Avg. Dist. to Rail [m] | 2.5 | 1.9 | 1.8 | 2.8 | 1.1 | 0.5 |
| Avg. Stride Freq. [Hz] | 2.0 | 2.5 | 2.5 | 2.5 | 2.4 | 2.3 |
| Avg. Stride Length [m] | 6.4 | 7.2 | 7.7 | 7.4 | 7.4 | 7.0 |



- [] Ranking at each section and finish
- .-.- No data available at this section
- NA No data available



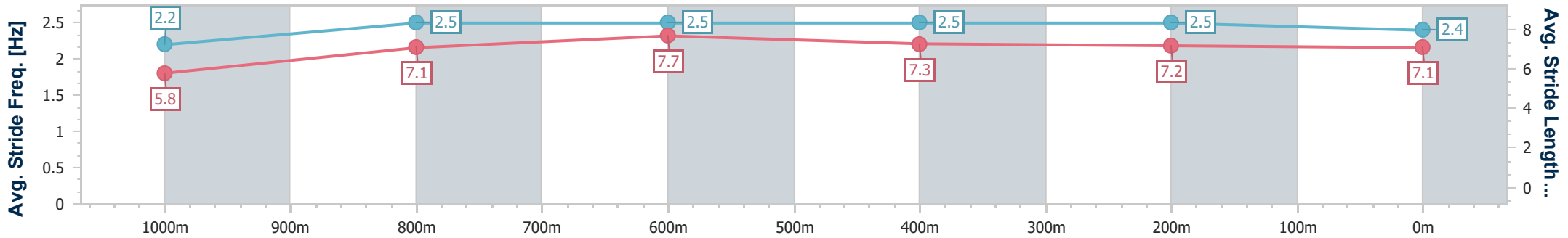
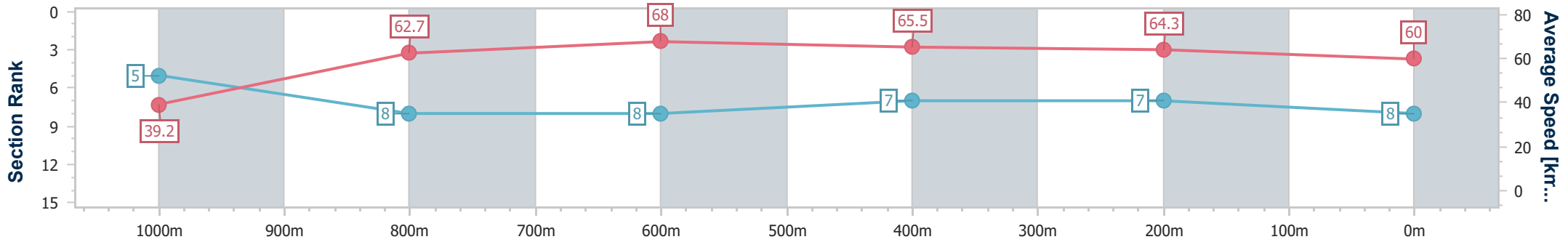
| | |
|--------------------------------|-------------------|
| Horse/Jockey Name | Emma's Jet |
| Final Rank | 8 |
| Fastest Section Time (Section) | 0:04.60 (Overall) |
| Top Speed [km/h] (Section) | 68.9 (800m) |
| Race State | Finished |



Mackay QLD Professional
 Race 7: Racing Again Thurs 4th July BM70 Handicap - 1050m
 18 June 2024 - 16:36
 Track Rating: Good 4, Weather: Fine, Rail Position: True



| Section | Overall | 1000m | 800m | 600m | 400m | 200m |
|------------------------|--------------------------|--------------------------|--------------------------|--------------------------|--------------------------|--------------------------|
| Section Times | 1:00.85 [8] (0:04.60) | 0:56.25 [5] (0:11.51) | 0:44.74 [8] (0:10.57) | 0:34.17 [8] (0:10.99) | 0:23.18 [7] (0:11.20) | 0:11.98 [7] (0:11.98) |
| Average Speed [km/h] | 39.2 | 62.7 | 68.0 | 65.5 | 64.3 | 60.0 |
| Top Speed [km/h] | 53.5 | 67.6 | 68.9 | 67.6 | 64.9 | 64.1 |
| Avg. Dist. to Rail [m] | 1.6 | 0.7 | 0.4 | 0.5 | 1.5 | 3.1 |
| Avg. Stride Freq. [Hz] | 2.2 | 2.5 | 2.5 | 2.5 | 2.5 | 2.4 |
| Avg. Stride Length [m] | 5.8 | 7.1 | 7.7 | 7.3 | 7.2 | 7.1 |



- [] Ranking at each section and finish
- .-.- No data available at this section
- NA No data available



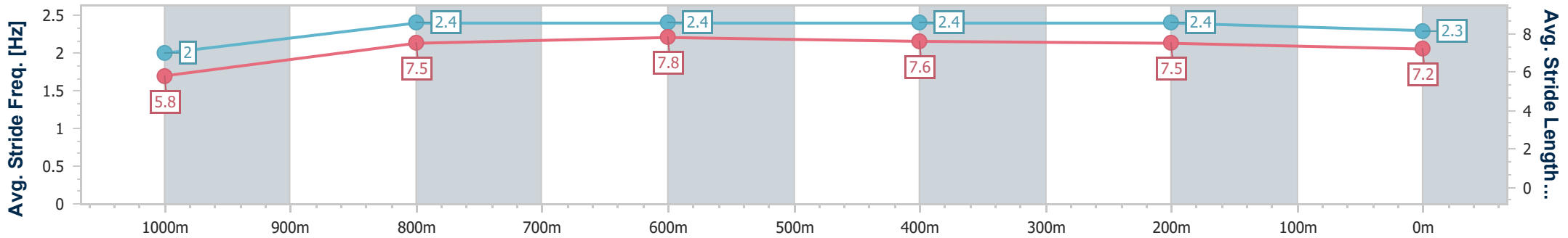
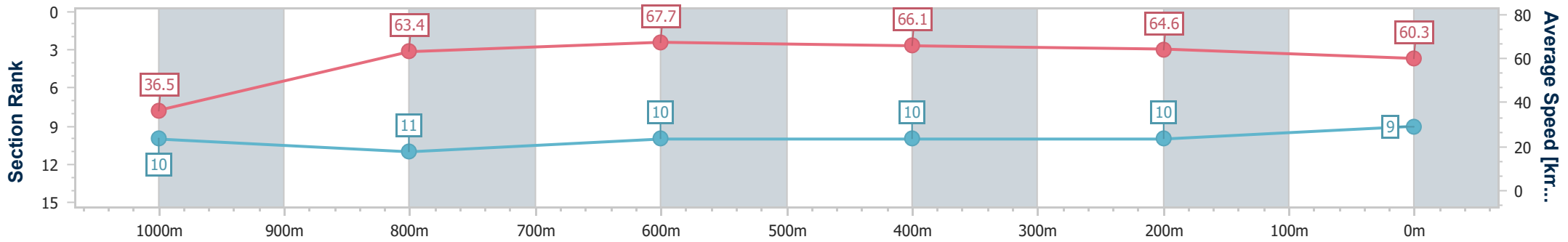
| | |
|--------------------------------|-------------------|
| Horse/Jockey Name | Fanaar |
| Final Rank | 9 |
| Fastest Section Time (Section) | 0:04.95 (Overall) |
| Top Speed [km/h] (Section) | 69.1 (800m) |
| Race State | Finished |



Mackay QLD Professional
 Race 7: Racing Again Thurs 4th July BM70 Handicap - 1050m
 18 June 2024 - 16:36
 Track Rating: Good 4, Weather: Fine, Rail Position: True



| Section | Overall | 1000m | 800m | 600m | 400m | 200m |
|------------------------|--------------------------|---------------------------|---------------------------|---------------------------|---------------------------|---------------------------|
| Section Times | 1:01.09 [9] (0:04.95) | 0:56.14 [10] (0:11.40) | 0:44.74 [11] (0:10.60) | 0:34.14 [10] (0:10.95) | 0:23.19 [10] (0:11.23) | 0:11.96 [10] (0:11.96) |
| Average Speed [km/h] | 36.5 | 63.4 | 67.7 | 66.1 | 64.6 | 60.3 |
| Top Speed [km/h] | 52.6 | 67.4 | 69.1 | 67.2 | 66.0 | 63.9 |
| Avg. Dist. to Rail [m] | 1.9 | 0.3 | 0.6 | 0.8 | 4.0 | 5.4 |
| Avg. Stride Freq. [Hz] | 2.0 | 2.4 | 2.4 | 2.4 | 2.4 | 2.3 |
| Avg. Stride Length [m] | 5.8 | 7.5 | 7.8 | 7.6 | 7.5 | 7.2 |



- [] Ranking at each section and finish
- .-.- No data available at this section
- NA No data available



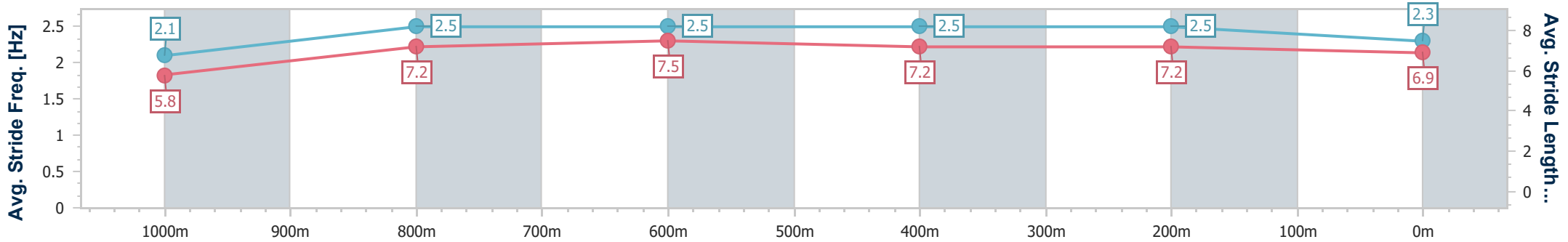
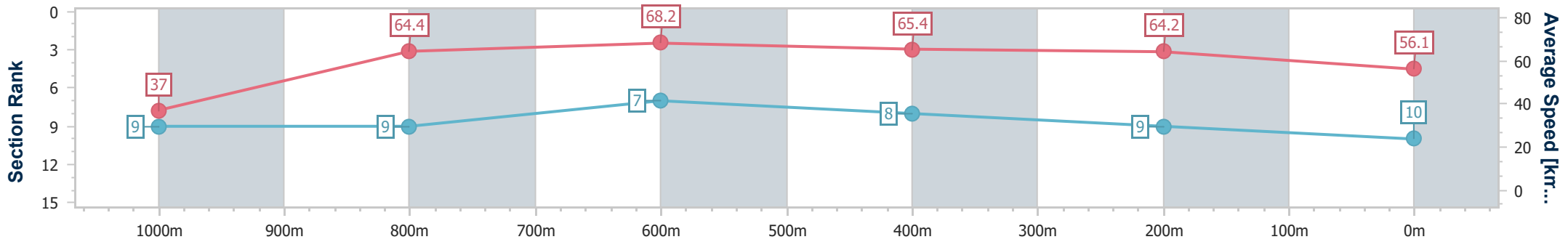
| | |
|--------------------------------|-------------------|
| Horse/Jockey Name | Golden Athena |
| Final Rank | 10 |
| Fastest Section Time (Section) | 0:04.86 (Overall) |
| Top Speed [km/h] (Section) | 69.4 (800m) |
| Race State | Finished |



Mackay QLD Professional
 Race 7: Racing Again Thurs 4th July BM70 Handicap - 1050m
 18 June 2024 - 16:36
 Track Rating: Good 4, Weather: Fine, Rail Position: True



| Section | Overall | 1000m | 800m | 600m | 400m | 200m |
|------------------------|---------------------------|--------------------------|--------------------------|--------------------------|--------------------------|--------------------------|
| Section Times | 1:01.84 [10] (0:04.86) | 0:56.98 [9] (0:11.26) | 0:45.72 [9] (0:10.56) | 0:35.16 [7] (0:11.09) | 0:24.07 [8] (0:11.28) | 0:12.79 [9] (0:12.79) |
| Average Speed [km/h] | 37.0 | 64.4 | 68.2 | 65.4 | 64.2 | 56.1 |
| Top Speed [km/h] | 53.1 | 68.3 | 69.4 | 68.2 | 65.4 | 61.5 |
| Avg. Dist. to Rail [m] | 1.6 | 2.1 | 1.1 | 1.2 | 3.1 | 3.7 |
| Avg. Stride Freq. [Hz] | 2.1 | 2.5 | 2.5 | 2.5 | 2.5 | 2.3 |
| Avg. Stride Length [m] | 5.8 | 7.2 | 7.5 | 7.2 | 7.2 | 6.9 |



- [] Ranking at each section and finish
- .-.- No data available at this section
- NA No data available



| | |
|--------------------------------|-------------------|
| Horse/Jockey Name | Valley Of Dreams |
| Final Rank | 11 |
| Fastest Section Time (Section) | 0:04.67 (Overall) |
| Top Speed [km/h] (Section) | 68.8 (800m) |
| Race State | Finished |



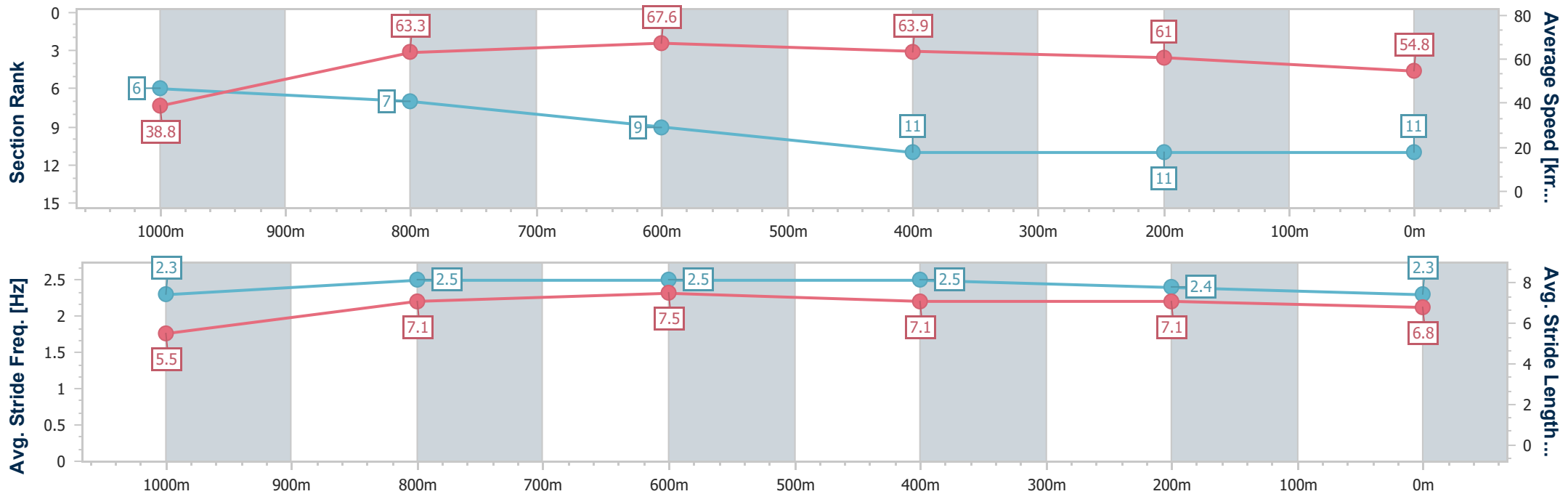
Mackay QLD Professional
Race 7: Racing Again Thurs 4th July BM70 Handicap - 1050m



18 June 2024 - 16:36

Track Rating: Good 4, Weather: Fine, Rail Position: True

| Section | Overall | 1000m | 800m | 600m | 400m | 200m |
|------------------------|---------------------------|--------------------------|--------------------------|--------------------------|---------------------------|---------------------------|
| Section Times | 1:03.17 [11] (0:04.67) | 0:58.50 [6] (0:11.43) | 0:47.07 [7] (0:10.77) | 0:36.30 [9] (0:11.39) | 0:24.91 [11] (0:11.80) | 0:13.11 [11] (0:13.11) |
| Average Speed [km/h] | 38.8 | 63.3 | 67.6 | 63.9 | 61.0 | 54.8 |
| Top Speed [km/h] | 52.0 | 67.7 | 68.8 | 64.9 | 62.5 | 58.9 |
| Avg. Dist. to Rail [m] | 8.5 | 4.7 | 2.8 | 1.4 | 0.7 | 0.6 |
| Avg. Stride Freq. [Hz] | 2.3 | 2.5 | 2.5 | 2.5 | 2.4 | 2.3 |
| Avg. Stride Length [m] | 5.5 | 7.1 | 7.5 | 7.1 | 7.1 | 6.8 |



- [] Ranking at each section and finish
- .-.- No data available at this section
- NA No data available