



# Aquis Park Gold Coast Poly QLD Professional

## Race 1: MITEK QTIS Two-Year-Old Maiden Plate - 1050m

22 June 2024 - 12:34



Track Rating: Synthetic, Weather: Overcast, Rail Position: True

Section		Overall	1000m	800m	600m	400m	200m	Last 600m					
Field Times		1:00.25 (0:05.14)	0:55.11 (0:10.65)	0:44.46 (0:10.64)	0:33.82 (0:10.92)	0:22.90 (0:11.21)	0:11.69 (0:11.69)	0:33.82					
Rank	TAB Horse/Jockey	Barrier	Top Speed [km/h]	Fastest Section							Margin	Distance Travelled [m]	
1	3 SUJEED Noel Callow	2	69.5 1000m	0:05.51 Overall	1:00.25 [1] (0:05.51)	0:54.74 [5] (0:10.90)	0:43.84 [4] (0:10.49)	0:33.35 [4] (0:10.91)	0:22.44 [3] (0:11.13)	0:11.31 [3] (0:11.31)	1:00.25	0:33.35	
2	8 SHEHUNGTHEMOON Dale Smith	6	69.8 800m	0:05.14 Overall	1:00.48 [2] (0:05.14)	0:55.34 [1] (0:10.69)	0:44.65 [2] (0:10.66)	0:33.99 [2] (0:11.01)	0:22.98 [2] (0:11.28)	0:11.70 [2] (0:11.70)	1.3L	0:33.99	+2
3	4 CAPITAL DIVA Jag Guthmann-Chester	3	70.5 1000m	0:05.24 Overall	1:00.51 [3] (0:05.24)	0:55.27 [2] (0:10.55)	0:44.72 [1] (0:10.64)	0:34.08 [1] (0:10.92)	0:23.16 [1] (0:11.21)	0:11.95 [1] (0:11.95)	1.5L	0:34.08	-4
4	2 SIDLED Cody Collis	5	70.0 800m	0:05.41 Overall	1:01.13 [4] (0:05.41)	0:55.72 [3] (0:10.88)	0:44.84 [3] (0:10.52)	0:34.32 [3] (0:11.01)	0:23.31 [4] (0:11.47)	0:11.84 [4] (0:11.84)	5L	0:34.32	+3
5	6 MISHANI VOLTAGE Madeleine Wishart	4	68.5 800m	0:05.54 Overall	1:01.23 [5] (0:05.54)	0:55.69 [6] (0:11.18)	0:44.51 [6] (0:10.70)	0:33.81 [6] (0:11.13)	0:22.68 [6] (0:11.37)	0:11.31 [6] (0:11.31)	5.5L	0:33.81	-1
6	1 MISHANI HERCULES Jason Taylor	7	69.7 1000m	0:05.44 Overall	1:01.57 [6] (0:05.44)	0:56.13 [4] (0:11.17)	0:44.96 [5] (0:10.67)	0:34.29 [5] (0:11.04)	0:23.25 [5] (0:11.47)	0:11.78 [5] (0:11.78)	7.3L	0:34.29	+6

Did Not Finish: Party Island (#7)

Scratched: Written Legacy (#9), Croatian Queen (#5)

[ ] Ranking at each section and finish  
 -:-:- No data available at this section  
 NA No data available

SCN Saddle cloth number  
 DNF Did not finish  
 DNT Did not track



Horse/Jockey Name	Sujeed
Final Rank	1
Fastest Section Time (Section)	0:05.51 (Overall)
Top Speed [km/h] (Section)	69.5 (1000m)
Race State	Finished



Aquis Park Gold Coast Poly QLD Professional

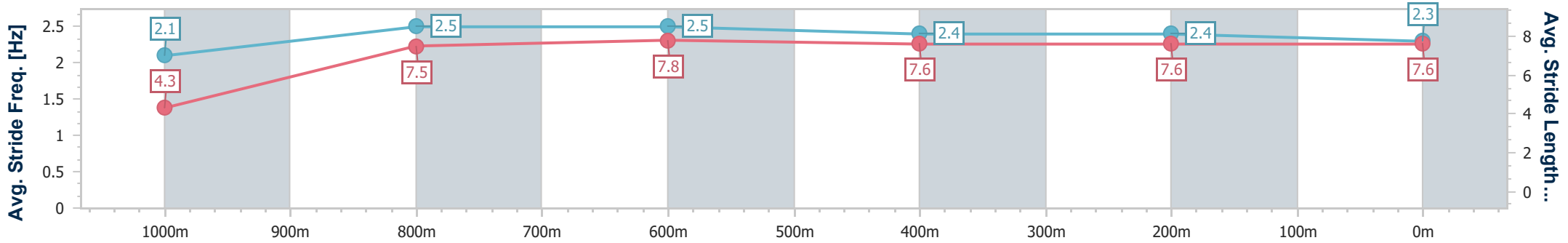
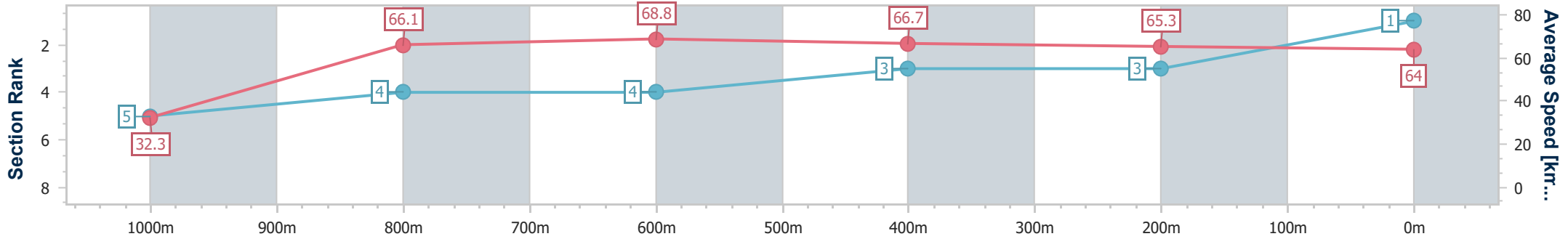
Race 1: MITEK QTIS Two-Year-Old Maiden Plate - 1050m



22 June 2024 - 12:34

Track Rating: Synthetic, Weather: Overcast, Rail Position: True

Section	Overall	1000m	800m	600m	400m	200m
Section Times	1:00.25 [1] (0:05.51)	0:54.74 [5] (0:10.90)	0:43.84 [4] (0:10.49)	0:33.35 [4] (0:10.91)	0:22.44 [3] (0:11.13)	0:11.31 [3]
Average Speed [km/h]	32.3	66.1	68.8	66.7	65.3	64.0
Top Speed [km/h]	55.5	69.5	69.4	68.7	66.1	65.8
Avg. Dist. to Rail [m]	0.4	0.3	0.2	2.0	4.5	4.6
Avg. Stride Freq. [Hz]	2.1	2.5	2.5	2.4	2.4	2.3
Avg. Stride Length [m]	4.3	7.5	7.8	7.6	7.6	7.6



- [ ] Ranking at each section and finish
- .-.- No data available at this section
- NA No data available



Horse/Jockey Name	Shehungthemoon
Final Rank	2
Fastest Section Time (Section)	0:05.14 (Overall)
Top Speed [km/h] (Section)	69.8 (800m)
Race State	Finished



Aquis Park Gold Coast Poly QLD Professional

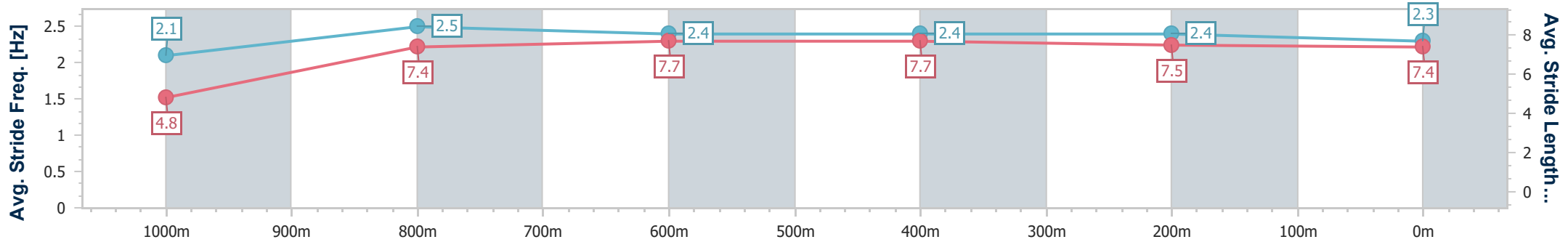
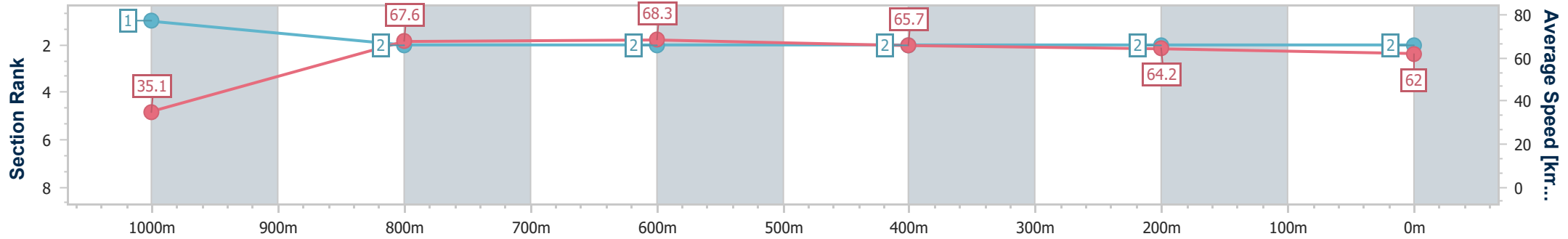
Race 1: MITEK QTIS Two-Year-Old Maiden Plate - 1050m

22 June 2024 - 12:34

Track Rating: Synthetic, Weather: Overcast, Rail Position: True



Section	Overall	1000m	800m	600m	400m	200m
Section Times	1:00.48 [2] (0:05.14)	0:55.34 [1] (0:10.69)	0:44.65 [2] (0:10.66)	0:33.99 [2] (0:11.01)	0:22.98 [2] (0:11.28)	0:11.70 [2] (0:11.70)
Average Speed [km/h]	35.1	67.6	68.3	65.7	64.2	62.0
Top Speed [km/h]	57.4	69.7	69.8	66.9	65.9	63.5
Avg. Dist. to Rail [m]	3.5	1.0	2.0	1.9	2.4	2.4
Avg. Stride Freq. [Hz]	2.1	2.5	2.4	2.4	2.4	2.3
Avg. Stride Length [m]	4.8	7.4	7.7	7.7	7.5	7.4



- [ ] Ranking at each section and finish
- .-.- No data available at this section
- NA No data available



Horse/Jockey Name	Capital Diva
Final Rank	3
Fastest Section Time (Section)	0:05.24 (Overall)
Top Speed [km/h] (Section)	70.5 (1000m)
Race State	Finished



Aquis Park Gold Coast Poly QLD Professional

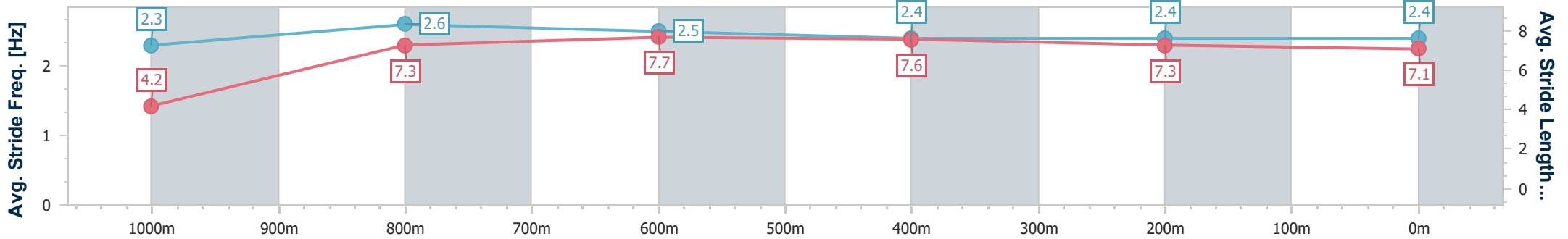
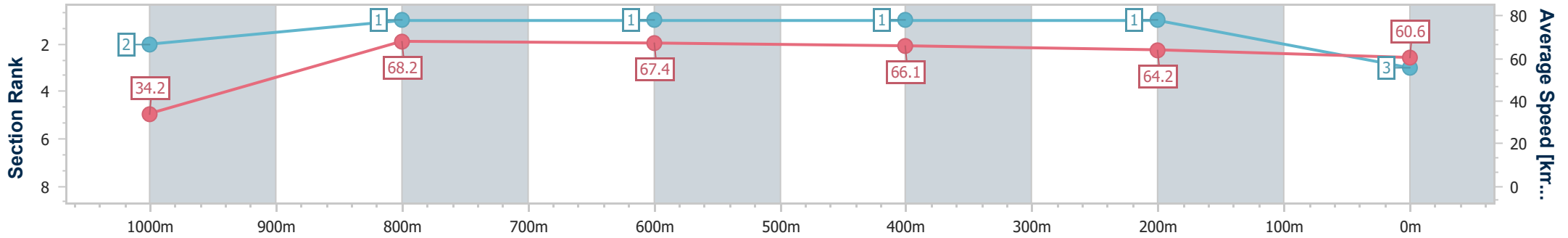
Race 1: MITEK QTIS Two-Year-Old Maiden Plate - 1050m

22 June 2024 - 12:34

Track Rating: Synthetic, Weather: Overcast, Rail Position: True



Section	Overall	1000m	800m	600m	400m	200m
Section Times	1:00.51 [3] (0:05.24)	0:55.27 [2] (0:10.55)	0:44.72 [1] (0:10.64)	0:34.08 [1] (0:10.92)	0:23.16 [1] (0:11.21)	0:11.95 [1] (0:11.95)
Average Speed [km/h]	34.2	68.2	67.4	66.1	64.2	60.6
Top Speed [km/h]	58.0	70.5	70.3	67.3	65.6	63.3
Avg. Dist. to Rail [m]	1.0	0.5	0.6	0.3	0.5	1.1
Avg. Stride Freq. [Hz]	2.3	2.6	2.5	2.4	2.4	2.4
Avg. Stride Length [m]	4.2	7.3	7.7	7.6	7.3	7.1



- [ ] Ranking at each section and finish
- .-.- No data available at this section
- NA No data available





Horse/Jockey Name	Sidled
Final Rank	4
Fastest Section Time (Section)	0:05.41 (Overall)
Top Speed [km/h] (Section)	70.0 (800m)
Race State	Finished



Aquis Park Gold Coast Poly QLD Professional

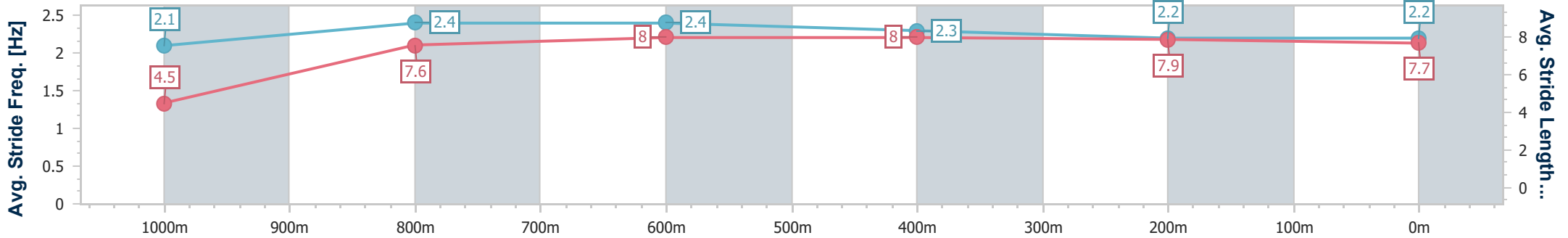
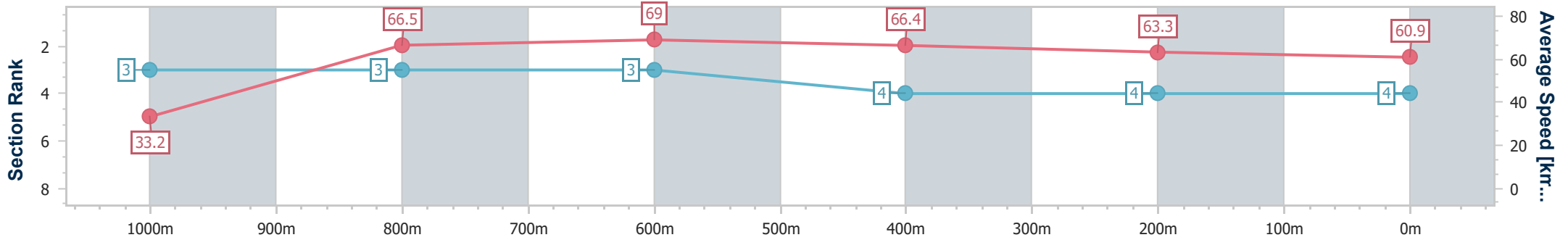
Race 1: MITEK QTIS Two-Year-Old Maiden Plate - 1050m



22 June 2024 - 12:34

Track Rating: Synthetic, Weather: Overcast, Rail Position: True

Section	Overall	1000m	800m	600m	400m	200m
Section Times	1:01.13 [4] (0:05.41)	0:55.72 [3] (0:10.88)	0:44.84 [3] (0:10.52)	0:34.32 [3] (0:11.01)	0:23.31 [4] (0:11.47)	0:11.84 [4] (0:11.84)
Average Speed [km/h]	33.2	66.5	69.0	66.4	63.3	60.9
Top Speed [km/h]	56.2	69.8	70.0	68.3	64.0	62.5
Avg. Dist. to Rail [m]	2.8	1.8	1.8	2.6	3.8	3.7
Avg. Stride Freq. [Hz]	2.1	2.4	2.4	2.3	2.2	2.2
Avg. Stride Length [m]	4.5	7.6	8.0	8.0	7.9	7.7



- [ ] Ranking at each section and finish
- .-.- No data available at this section
- NA No data available



Horse/Jockey Name	Mishani Voltage
Final Rank	5
Fastest Section Time (Section)	0:05.54 (Overall)
Top Speed [km/h] (Section)	68.5 (800m)
Race State	Finished



Aquis Park Gold Coast Poly QLD Professional

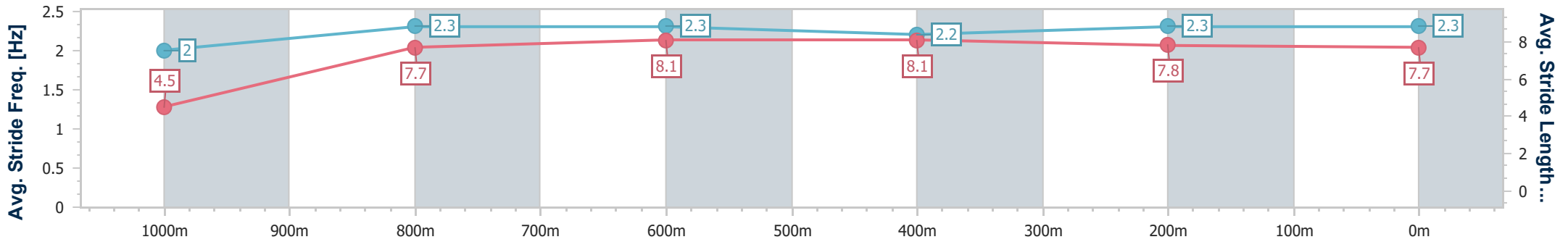
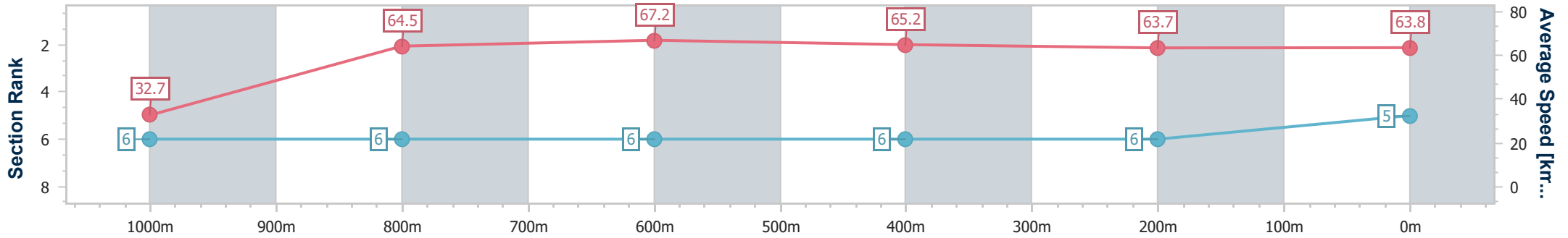
Race 1: MITEK QTIS Two-Year-Old Maiden Plate - 1050m

22 June 2024 - 12:34

Track Rating: Synthetic, Weather: Overcast, Rail Position: True



Section	Overall	1000m	800m	600m	400m	200m
Section Times	1:01.23 [5] (0:05.54)	0:55.69 [6] (0:11.18)	0:44.51 [6] (0:10.70)	0:33.81 [6] (0:11.13)	0:22.68 [6] (0:11.37)	0:11.31 [6] (0:11.31)
Average Speed [km/h]	32.7	64.5	67.2	65.2	63.7	63.8
Top Speed [km/h]	53.8	67.7	68.5	67.5	64.3	64.2
Avg. Dist. to Rail [m]	1.6	0.8	0.4	1.5	2.1	2.1
Avg. Stride Freq. [Hz]	2.0	2.3	2.3	2.2	2.3	2.3
Avg. Stride Length [m]	4.5	7.7	8.1	8.1	7.8	7.7



- [ ] Ranking at each section and finish
- .-.- No data available at this section
- NA No data available



Horse/Jockey Name	Mishani Hercules
Final Rank	6
Fastest Section Time (Section)	0:05.44 (Overall)
Top Speed [km/h] (Section)	69.7 (1000m)
Race State	Finished



Aquis Park Gold Coast Poly QLD Professional

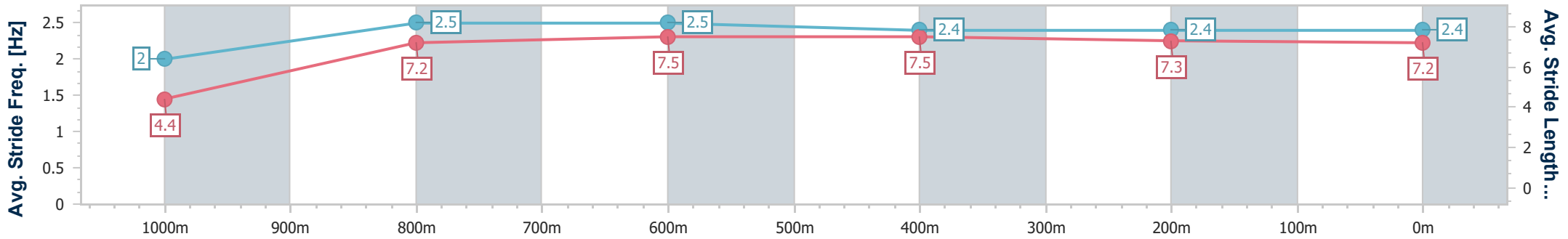
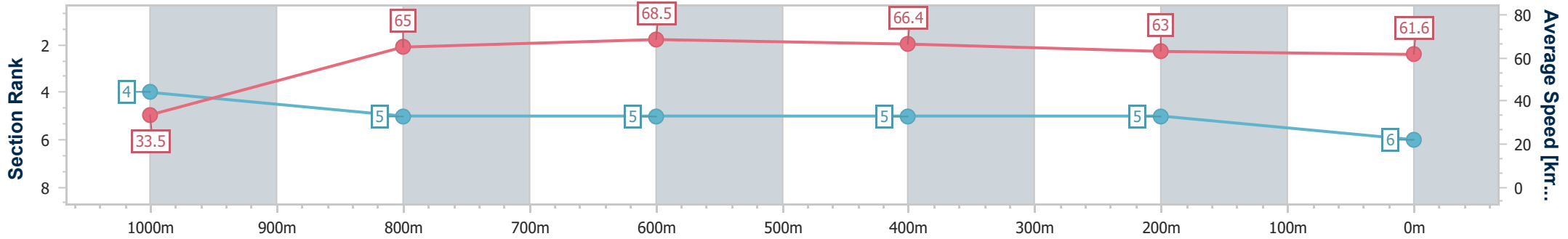
Race 1: MITEK QTIS Two-Year-Old Maiden Plate - 1050m

22 June 2024 - 12:34

Track Rating: Synthetic, Weather: Overcast, Rail Position: True



Section	Overall	1000m	800m	600m	400m	200m
Section Times	1:01.57 [6] (0:05.44)	0:56.13 [4] (0:11.17)	0:44.96 [5] (0:10.67)	0:34.29 [5] (0:11.04)	0:23.25 [5] (0:11.47)	0:11.78 [5] (0:11.78)
Average Speed [km/h]	33.5	65.0	68.5	66.4	63.0	61.6
Top Speed [km/h]	53.1	69.7	68.6	68.5	65.0	63.8
Avg. Dist. to Rail [m]	5.0	3.2	2.5	3.9	3.0	4.9
Avg. Stride Freq. [Hz]	2.0	2.5	2.5	2.4	2.4	2.4
Avg. Stride Length [m]	4.4	7.2	7.5	7.5	7.3	7.2



- [ ] Ranking at each section and finish
- .-.- No data available at this section
- NA No data available



Horse/Jockey Name	Party Island
Final Rank	2147483647
Fastest Section Time (Section)	0:06.34 (Overall)
Top Speed [km/h] (Section)	71.2 (800m)
Race State	DidNotFinish



Aquis Park Gold Coast Poly QLD Professional

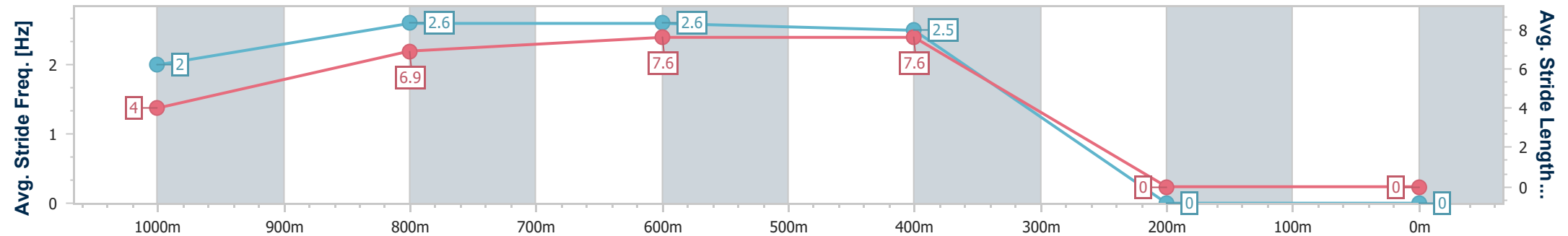
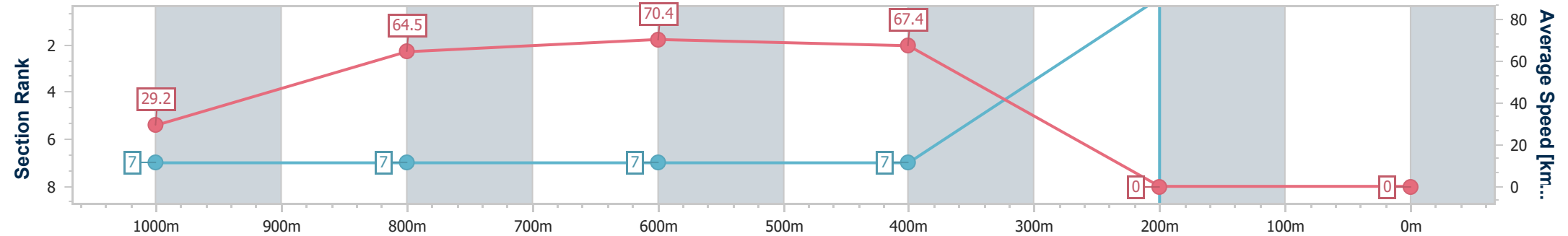
Race 1: MITEK QTIS Two-Year-Old Maiden Plate - 1050m

22 June 2024 - 12:34

Track Rating: Synthetic, Weather: Overcast, Rail Position: True



Section	Overall	1000m	800m	600m	400m	200m								
Section Times	0:00.00 [2147483647 1 (0:06.34)	0:00.00 [7] (0:11.45)	0:00.00 [7] (0:10.48)	0:00.00 [7] (0:10.85)	-:--:--	-:--:--								
Average Speed [km/h]	29.2	64.5	70.4	67.4	0.0	0.0								
Top Speed [km/h]	47.3	70.0	71.2	71.1	--:--	--:--								
Avg. Dist. to Rail [m]	8.1	11.0	4.0	3.9	0.0	0.0								
Avg. Stride Freq. [Hz]	2.0	2.6	2.6	2.5	--:--	--:--								
Avg. Stride Length [m]	4.0	6.9	7.6	7.6	--:--	--:--								



- [ ] Ranking at each section and finish
- :--:-- No data available at this section
- NA No data available

[ ] Ranking at each section and finish  
-:--:- No data available at this section  
**NA** No data available



**Aquis Park Gold Coast Poly QLD Professional**  
**Race 2: DINDAS QTIS Three-Year-Old BENCHMARK 65 Handicap - 1200m**  
**22 June 2024 - 13:12**



Track Rating: Synthetic, Weather: Overcast, Rail Position: True

Section		Overall	1000m	800m	600m	400m	200m	Last 600m					
Field Times		1:08.92 (0:13.40)	0:55.52 (0:11.03)	0:44.49 (0:11.11)	0:33.38 (0:10.97)	0:22.41 (0:10.98)	0:11.43 (0:11.43)	0:33.38					
Rank	TAB Horse/Jockey	Barrier	Top Speed [km/h]	Fastest Section								Margin	Distance Travelled [m]
1	5 <b>FIVE STAR VIXEN</b> Jai Williams	3	67.5 600m	0:10.97 600m	1:08.92 [1] (0:13.41)	0:55.51 [2] (0:11.02)	0:44.49 [1] (0:11.11)	0:33.38 [1] (0:10.97)	0:22.41 [1] (0:10.98)	0:11.43 [1] (0:11.43)	1:08.92	0:33.38	
2	3 <b>WHISKEY DANCER</b> Jag Guthmann-Chester	7	66.1 600m	0:11.04 400m	1:09.31 [2] (0:13.40)	0:55.91 [1] (0:11.06)	0:44.85 [2] (0:11.28)	0:33.57 [2] (0:11.05)	0:22.52 [2] (0:11.04)	0:11.48 [2] (0:11.48)	2.3L	0:33.57	+3
3	7 <b>MISS SHU</b> Micheal Hellyer	1	67.5 1000m	0:10.94 1000m	1:09.41 [3] (0:13.64)	0:55.77 [3] (0:10.94)	0:44.83 [3] (0:11.23)	0:33.60 [3] (0:11.04)	0:22.56 [3] (0:11.05)	0:11.51 [3] (0:11.51)	2.8L	0:33.60	+2
4	1 <b>CORDOZAR</b> Noel Callow	6	66.3 1000m	0:11.00 1000m	1:09.75 [4] (0:13.94)	0:55.81 [6] (0:11.00)	0:44.81 [6] (0:11.13)	0:33.68 [6] (0:11.12)	0:22.56 [6] (0:11.09)	0:11.47 [6] (0:11.47)	4.6L	0:33.68	+4
5	2 <b>MIXED SPICE</b> Paul Hammersley	2	66.5 800m	0:10.98 600m	1:09.76 [5] (0:13.70)	0:56.06 [4] (0:11.03)	0:45.03 [4] (0:11.21)	0:33.82 [5] (0:10.98)	0:22.84 [5] (0:11.27)	0:11.57 [4] (0:11.57)	4.7L	0:33.82	+4
6	6 <b>JACK'S BOOM</b> Yvette Lewis	8	67.3 600m	0:10.99 800m	1:10.42 [6] (0:13.79)	0:56.63 [5] (0:11.07)	0:45.56 [5] (0:10.99)	0:34.57 [4] (0:11.07)	0:23.50 [4] (0:11.33)	0:12.17 [5] (0:12.17)	8.5L	0:34.57	+9

Scratched: Matte Black (#4), Procyon Miss (#8)

[ ] Ranking at each section and finish  
 -:-:- No data available at this section  
 NA No data available

SCN Saddle cloth number  
 DNF Did not finish  
 DNT Did not track



Horse/Jockey Name	Five Star Vixen
Final Rank	1
Fastest Section Time (Section)	0:10.97 (600m)
Top Speed [km/h] (Section)	67.5 (600m)
Race State	Finished



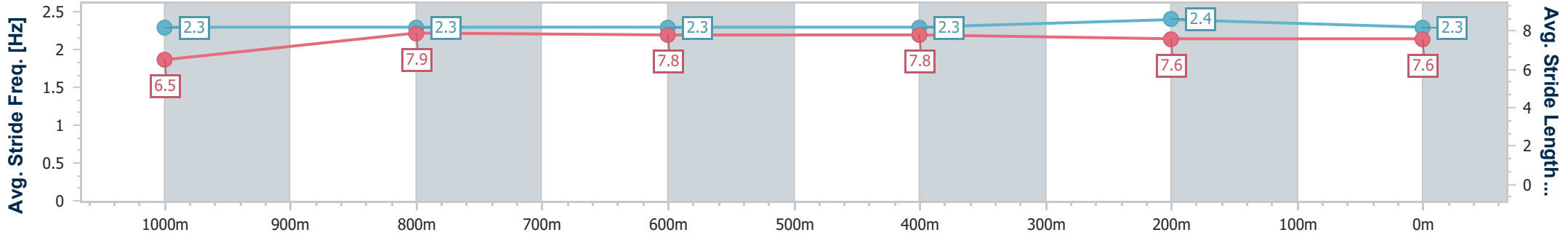
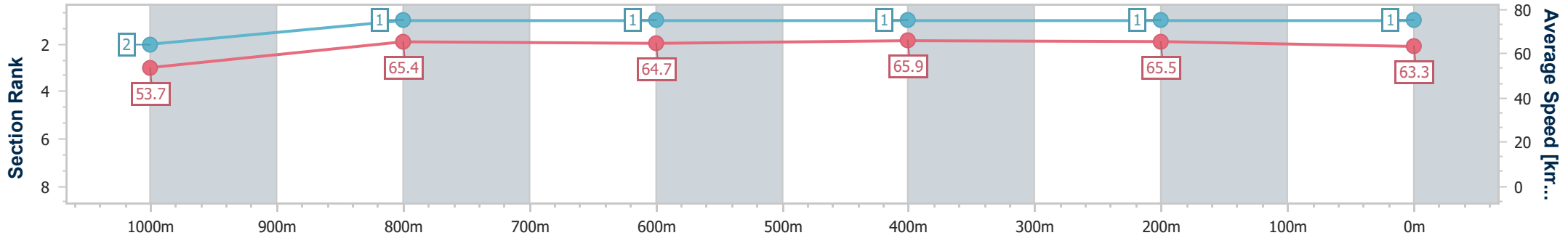
Aquis Park Gold Coast Poly QLD Professional  
Race 2: DINDAS QTIS Three-Year-Old BENCHMARK 65  
Handicap - 1200m



22 June 2024 - 13:12

Track Rating: Synthetic, Weather: Overcast, Rail Position: True

Section	Overall	1000m	800m	600m	400m	200m
Section Times	1:08.92 [1] (0:13.41)	0:55.51 [2] (0:11.02)	0:44.49 [1] (0:11.11)	0:33.38 [1] (0:10.97)	0:22.41 [1] (0:10.98)	0:11.43 [1] (0:11.43)
Average Speed [km/h]	53.7	65.4	64.7	65.9	65.5	63.3
Top Speed [km/h]	66.4	66.6	65.4	67.5	66.7	65.6
Avg. Dist. to Rail [m]	1.2	0.4	0.4	0.3	1.3	2.0
Avg. Stride Freq. [Hz]	2.3	2.3	2.3	2.3	2.4	2.3
Avg. Stride Length [m]	6.5	7.9	7.8	7.8	7.6	7.6



- [ ] Ranking at each section and finish
- .-.- No data available at this section
- NA No data available



Horse/Jockey Name	Whiskey Dancer
Final Rank	2
Fastest Section Time (Section)	0:11.04 (400m)
Top Speed [km/h] (Section)	66.1 (600m)
Race State	Finished

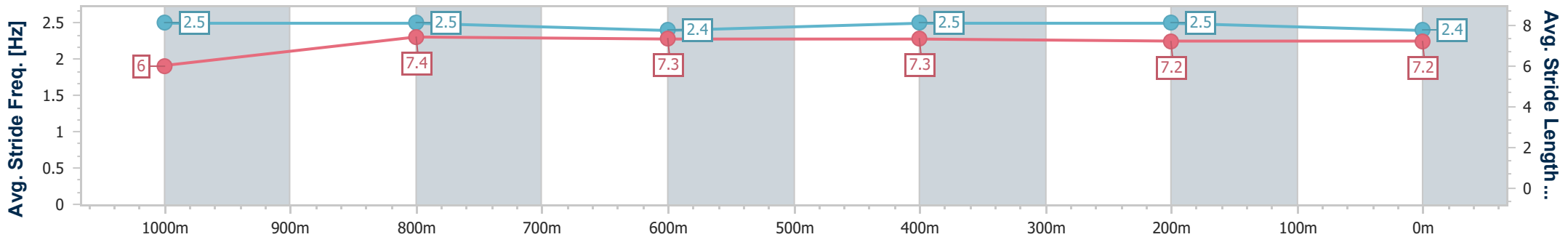
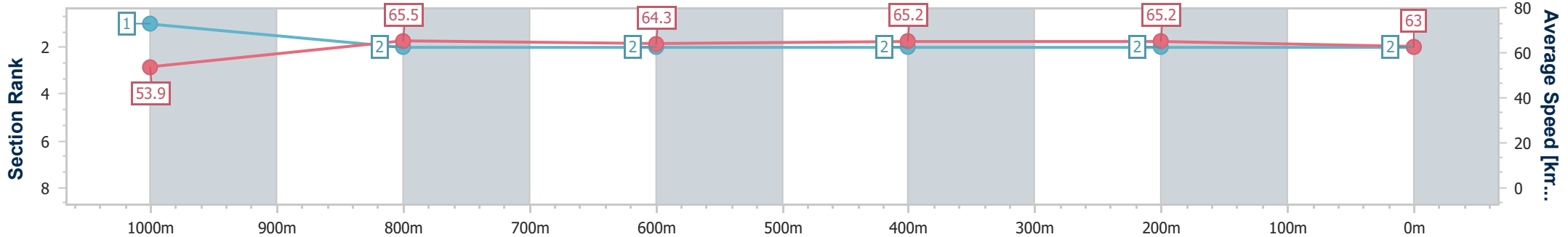


Aquis Park Gold Coast Poly QLD Professional  
 Race 2: DINDAS QTIS Three-Year-Old BENCHMARK 65  
 Handicap - 1200m  
 22 June 2024 - 13:12



Track Rating: Synthetic, Weather: Overcast, Rail Position: True

Section	Overall	1000m	800m	600m	400m	200m
Section Times	1:09.31 [2] (0:13.40)	0:55.91 [1] (0:11.06)	0:44.85 [2] (0:11.28)	0:33.57 [2] (0:11.05)	0:22.52 [2] (0:11.04)	0:11.48 [2] (0:11.48)
Average Speed [km/h]	53.9	65.5	64.3	65.2	65.2	63.0
Top Speed [km/h]	65.9	66.0	64.8	66.1	65.9	64.5
Avg. Dist. to Rail [m]	3.3	1.7	1.3	0.9	0.5	0.8
Avg. Stride Freq. [Hz]	2.5	2.5	2.4	2.5	2.5	2.4
Avg. Stride Length [m]	6.0	7.4	7.3	7.3	7.2	7.2



- [ ] Ranking at each section and finish
- .-.- No data available at this section
- NA No data available





Horse/Jockey Name	Miss Shu
Final Rank	3
Fastest Section Time (Section)	0:10.94 (1000m)
Top Speed [km/h] (Section)	67.5 (1000m)
Race State	Finished



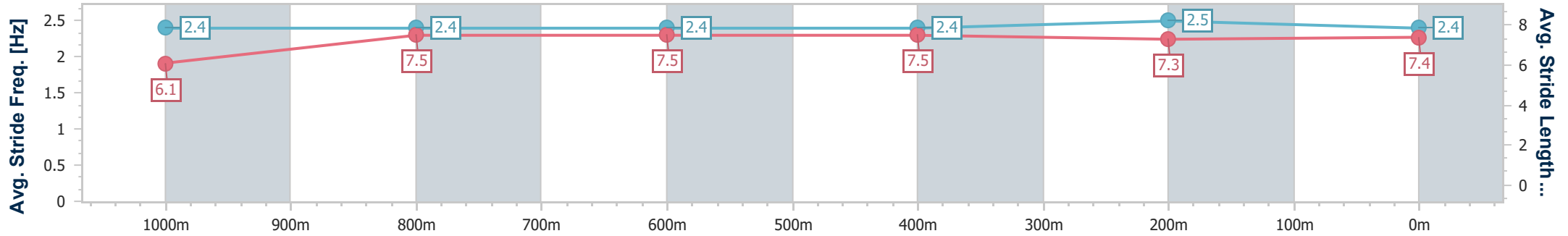
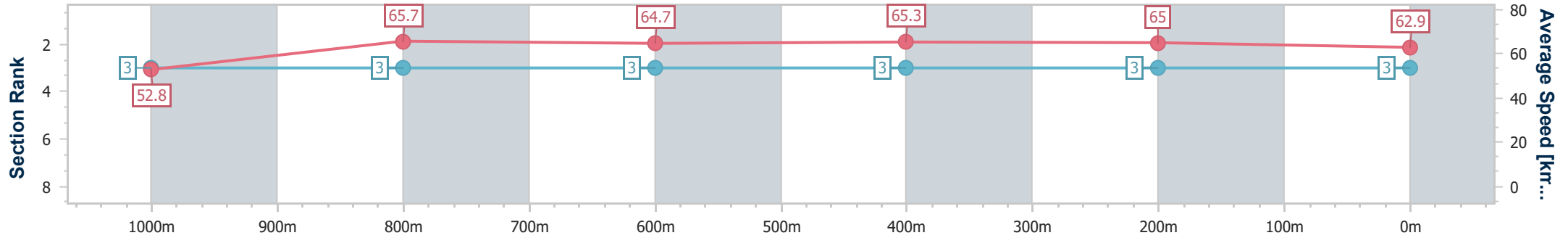
Aquis Park Gold Coast Poly QLD Professional  
Race 2: DINDAS QTIS Three-Year-Old BENCHMARK 65  
Handicap - 1200m



22 June 2024 - 13:12

Track Rating: Synthetic, Weather: Overcast, Rail Position: True

Section	Overall	1000m	800m	600m	400m	200m
Section Times	1:09.41 [3] (0:13.64)	0:55.77 [3] (0:10.94)	0:44.83 [3] (0:11.23)	0:33.60 [3] (0:11.04)	0:22.56 [3] (0:11.05)	0:11.51 [3] (0:11.51)
Average Speed [km/h]	52.8	65.7	64.7	65.3	65.0	62.9
Top Speed [km/h]	65.8	67.5	65.7	66.1	65.8	64.8
Avg. Dist. to Rail [m]	0.3	0.6	0.9	0.9	0.5	1.0
Avg. Stride Freq. [Hz]	2.4	2.4	2.4	2.4	2.5	2.4
Avg. Stride Length [m]	6.1	7.5	7.5	7.5	7.3	7.4



- [ ] Ranking at each section and finish
- .-.- No data available at this section
- NA No data available



Horse/Jockey Name	Cordozar
Final Rank	4
Fastest Section Time (Section)	0:11.00 (1000m)
Top Speed [km/h] (Section)	66.3 (1000m)
Race State	Finished



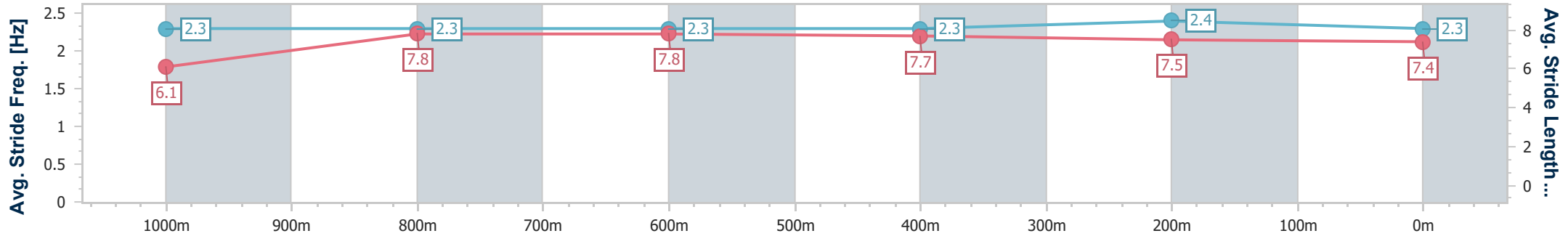
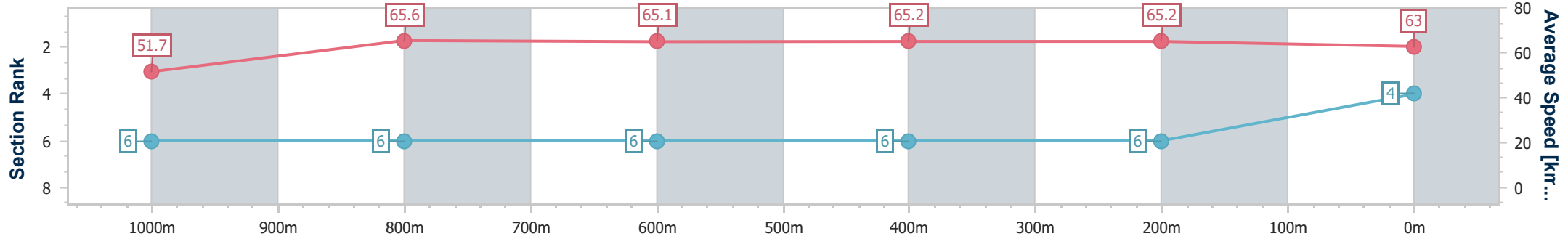
Aquis Park Gold Coast Poly QLD Professional  
Race 2: DINDAS QTIS Three-Year-Old BENCHMARK 65  
Handicap - 1200m



22 June 2024 - 13:12

Track Rating: Synthetic, Weather: Overcast, Rail Position: True

Section	Overall	1000m	800m	600m	400m	200m
Section Times	1:09.75 [4] (0:13.94)	0:55.81 [6] (0:11.00)	0:44.81 [6] (0:11.13)	0:33.68 [6] (0:11.12)	0:22.56 [6] (0:11.09)	0:11.47 [6] (0:11.47)
Average Speed [km/h]	51.7	65.6	65.1	65.2	65.2	63.0
Top Speed [km/h]	65.3	66.3	65.8	66.0	65.7	64.7
Avg. Dist. to Rail [m]	2.3	0.9	0.9	1.4	2.7	4.2
Avg. Stride Freq. [Hz]	2.3	2.3	2.3	2.3	2.4	2.3
Avg. Stride Length [m]	6.1	7.8	7.8	7.7	7.5	7.4



- [ ] Ranking at each section and finish
- .-.- No data available at this section
- NA No data available



Horse/Jockey Name	Mixed Spice
Final Rank	5
Fastest Section Time (Section)	0:10.98 (600m)
Top Speed [km/h] (Section)	66.5 (800m)
Race State	Finished



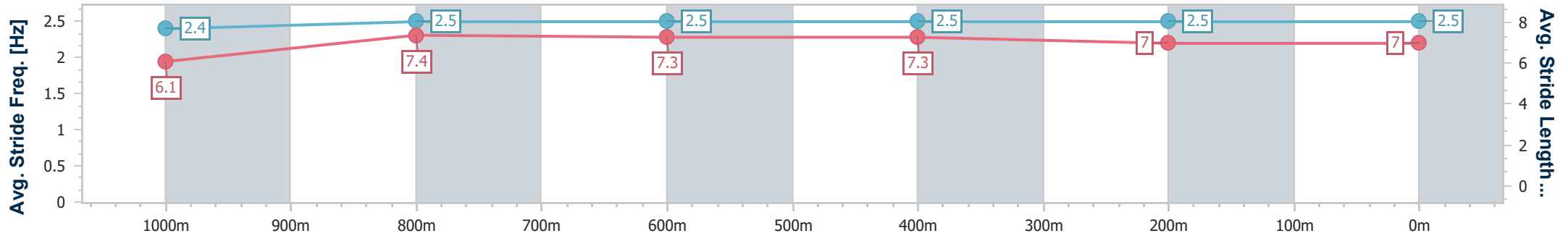
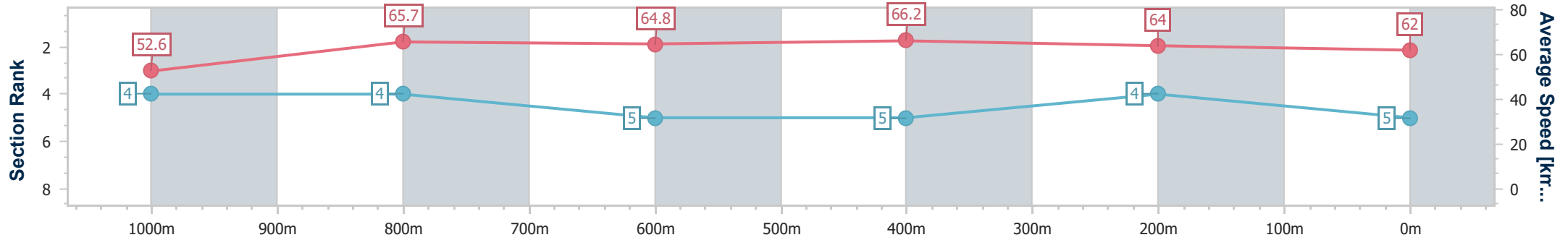
Aquis Park Gold Coast Poly QLD Professional  
Race 2: DINDAS QTIS Three-Year-Old BENCHMARK 65  
Handicap - 1200m



22 June 2024 - 13:12

Track Rating: Synthetic, Weather: Overcast, Rail Position: True

Section	Overall	1000m	800m	600m	400m	200m
Section Times	1:09.76 [5] (0:13.70)	0:56.06 [4] (0:11.03)	0:45.03 [4] (0:11.21)	0:33.82 [5] (0:10.98)	0:22.84 [5] (0:11.27)	0:11.57 [4]
Average Speed [km/h]	52.6	65.7	64.8	66.2	64.0	62.0
Top Speed [km/h]	64.5	66.1	66.5	66.5	65.3	63.5
Avg. Dist. to Rail [m]	1.7	3.4	2.1	1.1	2.7	5.3
Avg. Stride Freq. [Hz]	2.4	2.5	2.5	2.5	2.5	2.5
Avg. Stride Length [m]	6.1	7.4	7.3	7.3	7.0	7.0



- [ ] Ranking at each section and finish
- .-.- No data available at this section
- NA No data available



Horse/Jockey Name	Jack's Boom
Final Rank	6
Fastest Section Time (Section)	0:10.99 (800m)
Top Speed [km/h] (Section)	67.3 (600m)
Race State	Finished



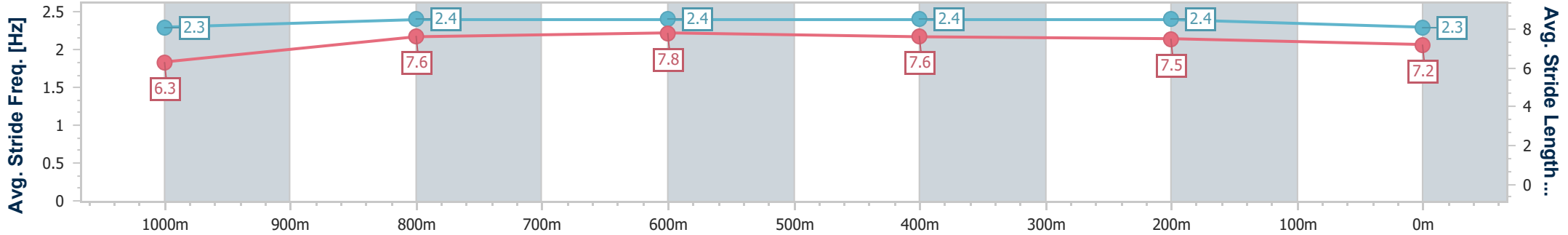
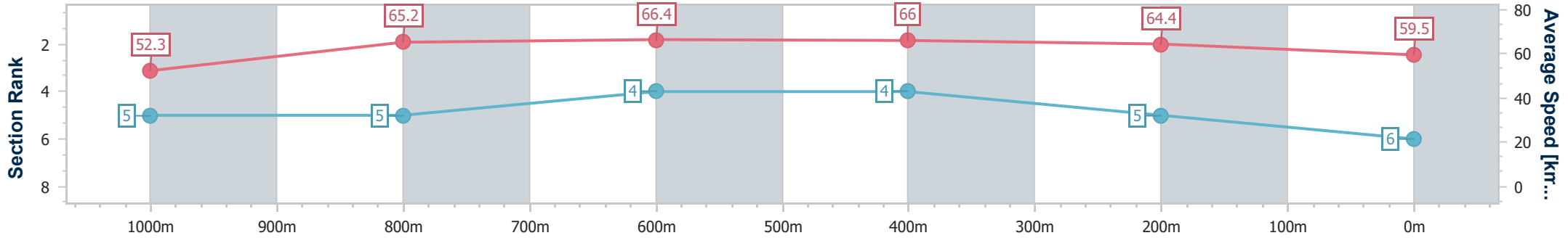
Aquis Park Gold Coast Poly QLD Professional  
Race 2: DINDAS QTIS Three-Year-Old BENCHMARK 65  
Handicap - 1200m



22 June 2024 - 13:12

Track Rating: Synthetic, Weather: Overcast, Rail Position: True

Section	Overall	1000m	800m	600m	400m	200m
Section Times	1:10.42 [6] (0:13.79)	0:56.63 [5] (0:11.07)	0:45.56 [5] (0:10.99)	0:34.57 [4] (0:11.07)	0:23.50 [4] (0:11.33)	0:12.17 [5] (0:12.17)
Average Speed [km/h]	52.3	65.2	66.4	66.0	64.4	59.5
Top Speed [km/h]	64.9	66.1	67.2	67.3	65.7	62.6
Avg. Dist. to Rail [m]	3.8	1.9	2.1	3.2	6.5	6.8
Avg. Stride Freq. [Hz]	2.3	2.4	2.4	2.4	2.4	2.3
Avg. Stride Length [m]	6.3	7.6	7.8	7.6	7.5	7.2



- [ ] Ranking at each section and finish
- .-.- No data available at this section
- NA No data available



# Aquis Park Gold Coast Poly QLD Professional

## Race 3: HUME DOORS Class 1 Handicap - 1050m

22 June 2024 - 13:46



Track Rating: Synthetic, Weather: Overcast, Rail Position: True

Section													Last 600m	
Field Times		Overall	1000m	800m	600m	400m	200m						0:33.22	
		0:59.94 (0:04.98)	0:54.96 (0:10.92)	0:44.04 (0:10.82)	0:33.22 (0:10.85)	0:22.37 (0:11.03)	0:11.34 (0:11.34)							
Rank	TAB	Horse/Jockey	Barrier	Top Speed [km/h]	Fastest Section	Overall	1000m	800m	600m	400m	200m	Margin	Distance Travelled [m]	
1	1	<b>ENFLAMED</b> Madeleine Wishart	2	67.8	0:04.98	0:59.94 [1] (0:04.98)	0:54.96 [2] (0:10.92)	0:44.04 [1] (0:10.82)	0:33.22 [1] (0:10.85)	0:22.37 [1] (0:11.03)	0:11.34 [1] (0:11.34)	0:59.94	0:33.22	
2	10	<b>VELVET</b> Cody Collis	6	68.6	0:04.98	1:00.26 [2] (0:04.98)	0:55.28 [1] (0:11.11)	0:44.17 [2] (0:10.87)	0:33.30 [2] (0:10.84)	0:22.46 [2] (0:11.10)	0:11.36 [2] (0:11.36)	1.8L	0:33.30 +3	
3	7	<b>LUTON HOO</b> Micheal Hellyer	4	68.4	0:05.18	1:00.28 [3] (0:05.18)	0:55.10 [5] (0:11.10)	0:44.00 [4] (0:10.89)	0:33.11 [4] (0:10.85)	0:22.26 [4] (0:11.04)	0:11.22 [3] (0:11.22)	1.9L	0:33.11 +3	
4	3	<b>MATTE BLACK</b> Jai Williams	8	68.3	0:05.17	1:00.54 [4] (0:05.17)	0:55.37 [4] (0:11.38)	0:43.99 [6] (0:10.78)	0:33.21 [5] (0:10.88)	0:22.33 [5] (0:11.11)	0:11.22 [4] (0:11.22)	3.4L	0:33.21 +4	
5	5	<b>FIRST PERSON</b> Jag Guthmann-Chester	7	68.0	0:05.20	1:00.66 [5] (0:05.20)	0:55.46 [6] (0:11.24)	0:44.22 [5] (0:10.90)	0:33.32 [6] (0:10.95)	0:22.37 [6] (0:11.11)	0:11.26 [6] (0:11.26)	3.9L	0:33.32 +9	
6	2	<b>HER EXPENSE</b> Noel Callow	1	68.9	0:05.15	1:01.05 [6] (0:05.15)	0:55.90 [3] (0:11.03)	0:44.87 [3] (0:10.89)	0:33.98 [3] (0:10.95)	0:23.03 [3] (0:11.31)	0:11.72 [5] (0:11.72)	5.9L	0:33.98 +3	
7	6	<b>WARRIOR JACK</b> Corey Sutherland	5	69.5	0:05.48	1:01.15 [7] (0:05.48)	0:55.67 [7] (0:11.50)	0:44.17 [7] (0:10.67)	0:33.50 [7] (0:10.87)	0:22.63 [7] (0:11.22)	0:11.41 [7] (0:11.41)	6.4L	0:33.50 +3	
8	9	<b>EVERLAST</b> Girish Goomany	10	69.3	0:05.54	1:01.41 [8] (0:05.54)	0:55.87 [8] (0:11.52)	0:44.35 [8] (0:10.84)	0:33.51 [9] (0:11.16)	0:22.35 [9] (0:11.14)	0:11.21 [9] (0:11.21)	7.9L	0:33.51 +14	
9	8	<b>CAPTAIN ARTIE</b> Jason Taylor	3	69.1	0:05.88	1:01.73 [9] (0:05.88)	0:55.85 [9] (0:11.26)	0:44.59 [9] (0:10.60)	0:33.99 [8] (0:11.04)	0:22.95 [8] (0:11.32)	0:11.63 [8] (0:11.63)	9.7L	0:33.99 +7	

Scratched: Targeted (#4)

[ ] Ranking at each section and finish  
 -:-:- No data available at this section  
 NA No data available

SCN Saddle cloth number  
 DNF Did not finish  
 DNT Did not track



Horse/Jockey Name	Enflamed
Final Rank	1
Fastest Section Time (Section)	0:04.98 (Overall)
Top Speed [km/h] (Section)	67.8 (1000m)
Race State	Finished



Aquis Park Gold Coast Poly QLD Professional

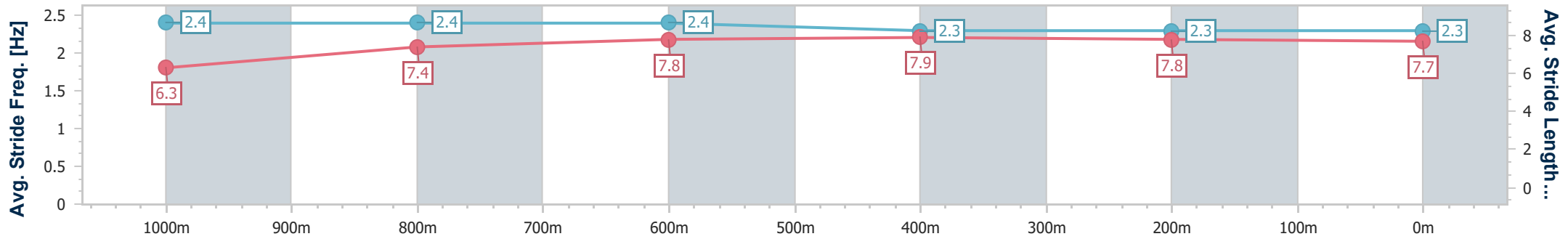
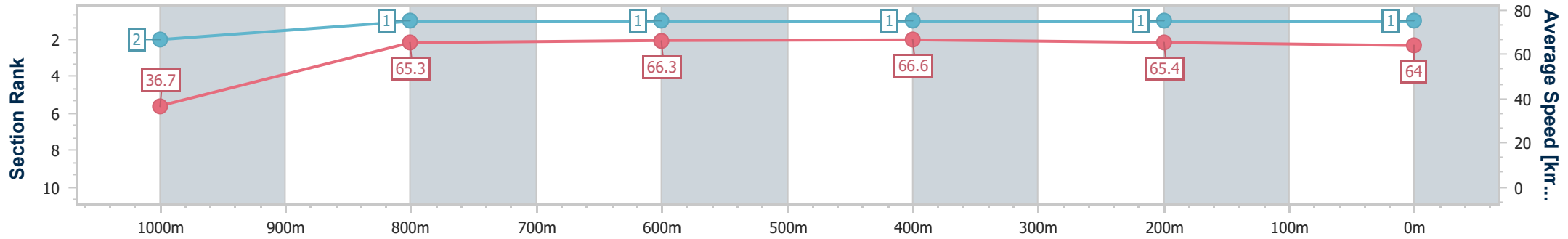
Race 3: HUME DOORS Class 1 Handicap - 1050m

22 June 2024 - 13:46

Track Rating: Synthetic, Weather: Overcast, Rail Position: True



Section	Overall	1000m	800m	600m	400m	200m
Section Times	0:59.94 [1] (0:04.98)	0:54.96 [2] (0:10.92)	0:44.04 [1] (0:10.82)	0:33.22 [1] (0:10.85)	0:22.37 [1] (0:11.03)	0:11.34 [1] (0:11.34)
Average Speed [km/h]	36.7	65.3	66.3	66.6	65.4	64.0
Top Speed [km/h]	58.2	67.8	67.1	67.8	66.5	65.8
Avg. Dist. to Rail [m]	0.8	1.5	1.4	1.0	2.0	2.9
Avg. Stride Freq. [Hz]	2.4	2.4	2.4	2.3	2.3	2.3
Avg. Stride Length [m]	6.3	7.4	7.8	7.9	7.8	7.7



- [ ] Ranking at each section and finish
- .-.- No data available at this section
- NA No data available



Horse/Jockey Name	Velvet
Final Rank	2
Fastest Section Time (Section)	0:04.98 (Overall)
Top Speed [km/h] (Section)	68.6 (600m)
Race State	Finished



Aquis Park Gold Coast Poly QLD Professional

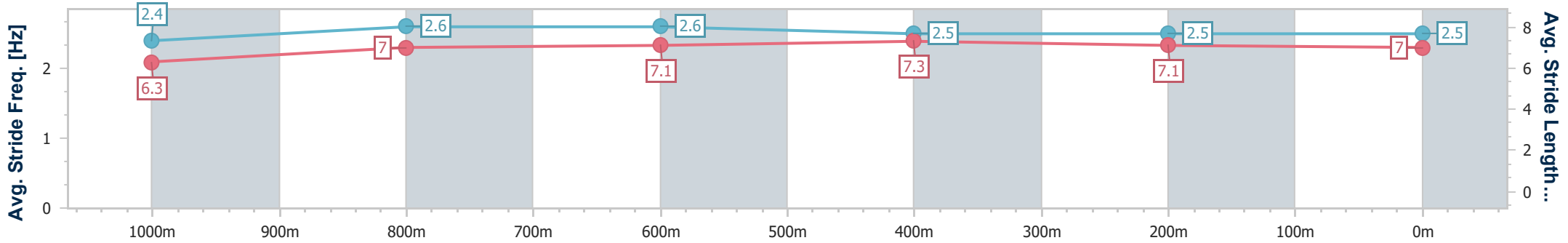
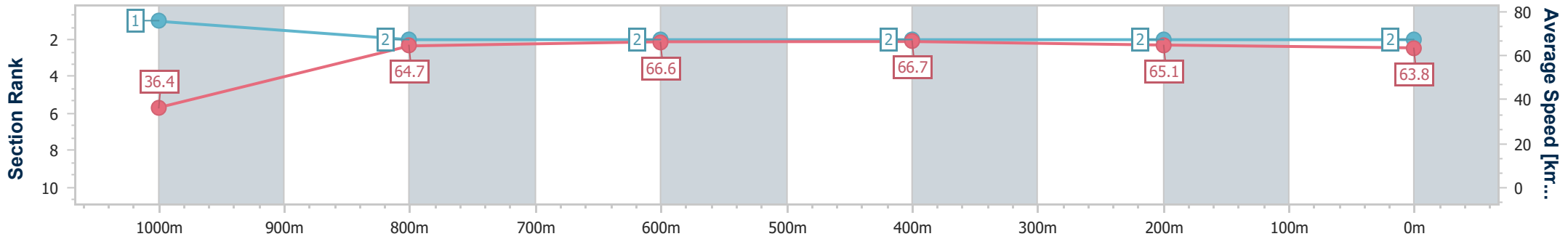
Race 3: HUME DOORS Class 1 Handicap - 1050m

22 June 2024 - 13:46

Track Rating: Synthetic, Weather: Overcast, Rail Position: True



Section	Overall	1000m	800m	600m	400m	200m
Section Times	1:00.26 [2] (0:04.98)	0:55.28 [1] (0:11.11)	0:44.17 [2] (0:10.87)	0:33.30 [2] (0:10.84)	0:22.46 [2] (0:11.10)	0:11.36 [2] (0:11.36)
Average Speed [km/h]	36.4	64.7	66.6	66.7	65.1	63.8
Top Speed [km/h]	56.9	67.6	67.1	68.6	65.7	64.6
Avg. Dist. to Rail [m]	3.7	1.1	0.7	0.9	3.3	5.2
Avg. Stride Freq. [Hz]	2.4	2.6	2.6	2.5	2.5	2.5
Avg. Stride Length [m]	6.3	7.0	7.1	7.3	7.1	7.0



- [ ] Ranking at each section and finish
- .-.- No data available at this section
- NA No data available



Horse/Jockey Name	Luton Hoo
Final Rank	3
Fastest Section Time (Section)	0:05.18 (Overall)
Top Speed [km/h] (Section)	68.4 (600m)
Race State	Finished



Aquis Park Gold Coast Poly QLD Professional

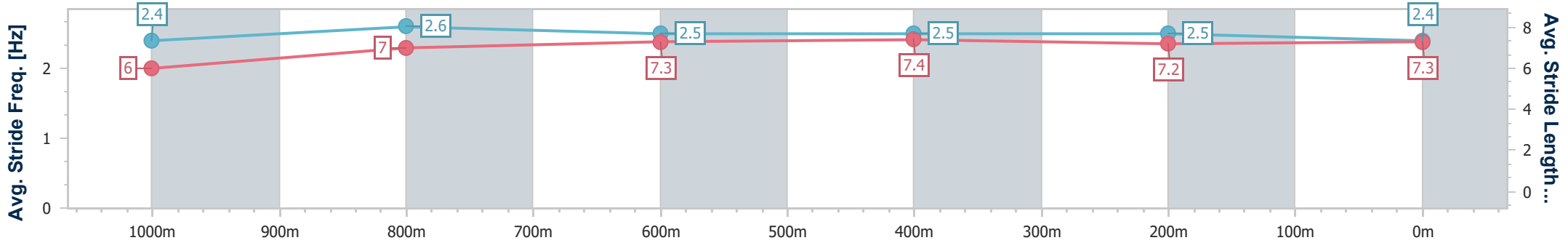
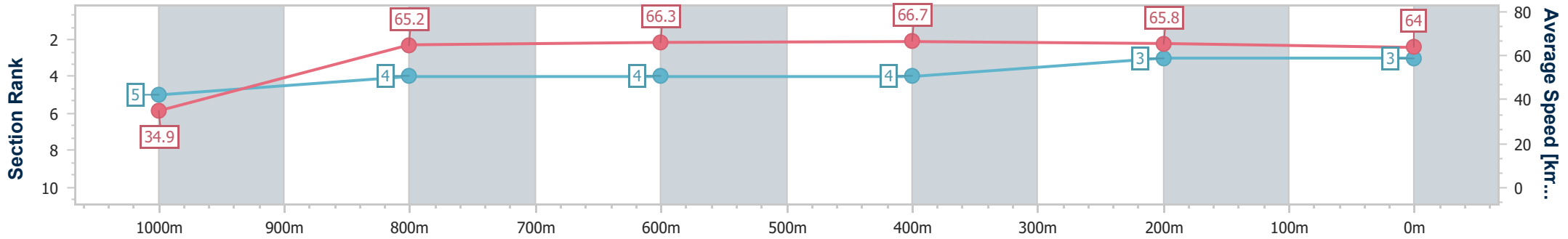
Race 3: HUME DOORS Class 1 Handicap - 1050m

22 June 2024 - 13:46

Track Rating: Synthetic, Weather: Overcast, Rail Position: True



Section	Overall	1000m	800m	600m	400m	200m
Section Times	1:00.28 [3] (0:05.18)	0:55.10 [5] (0:11.10)	0:44.00 [4] (0:10.89)	0:33.11 [4] (0:10.85)	0:22.26 [4] (0:11.04)	0:11.22 [3] (0:11.22)
Average Speed [km/h]	34.9	65.2	66.3	66.7	65.8	64.0
Top Speed [km/h]	56.7	67.3	67.0	68.4	66.4	65.6
Avg. Dist. to Rail [m]	1.8	1.2	0.9	1.4	4.4	6.0
Avg. Stride Freq. [Hz]	2.4	2.6	2.5	2.5	2.5	2.4
Avg. Stride Length [m]	6.0	7.0	7.3	7.4	7.2	7.3



- [ ] Ranking at each section and finish
- .-.- No data available at this section
- NA No data available





Horse/Jockey Name	Matte Black
Final Rank	4
Fastest Section Time (Section)	0:05.17 (Overall)
Top Speed [km/h] (Section)	68.3 (600m)
Race State	Finished



Aquis Park Gold Coast Poly QLD Professional

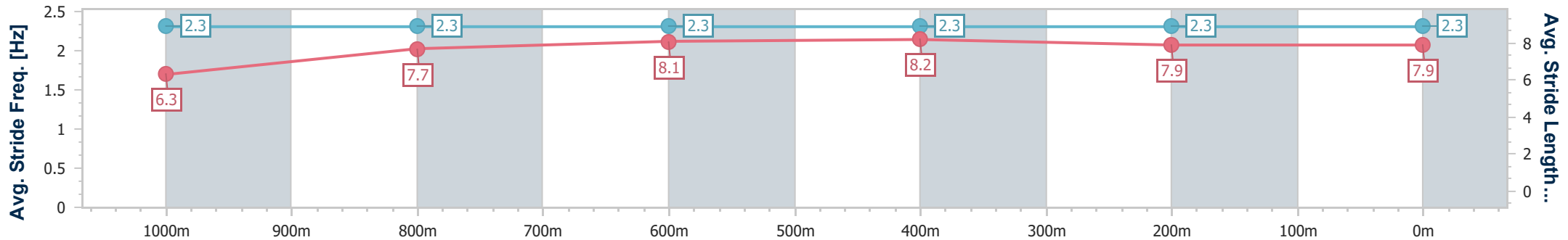
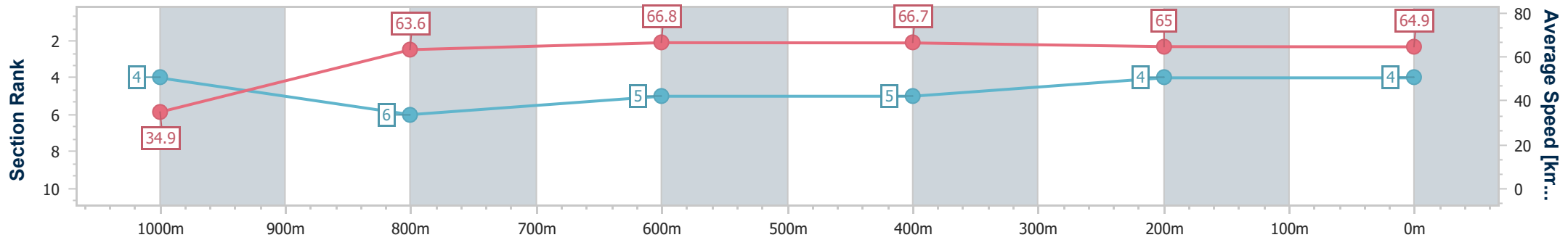
Race 3: HUME DOORS Class 1 Handicap - 1050m

22 June 2024 - 13:46

Track Rating: Synthetic, Weather: Overcast, Rail Position: True



Section	Overall	1000m	800m	600m	400m	200m
Section Times	1:00.54 [4] (0:05.17)	0:55.37 [4] (0:11.38)	0:43.99 [6] (0:10.78)	0:33.21 [5] (0:10.88)	0:22.33 [5] (0:11.11)	0:11.22 [4] (0:11.22)
Average Speed [km/h]	34.9	63.6	66.8	66.7	65.0	64.9
Top Speed [km/h]	55.2	67.7	67.6	68.3	66.1	65.2
Avg. Dist. to Rail [m]	6.0	2.7	0.8	1.3	3.4	3.8
Avg. Stride Freq. [Hz]	2.3	2.3	2.3	2.3	2.3	2.3
Avg. Stride Length [m]	6.3	7.7	8.1	8.2	7.9	7.9



- [ ] Ranking at each section and finish
- .-.- No data available at this section
- NA No data available



Horse/Jockey Name	First Person
Final Rank	5
Fastest Section Time (Section)	0:05.20 (Overall)
Top Speed [km/h] (Section)	68.0 (800m)
Race State	Finished



Aquis Park Gold Coast Poly QLD Professional

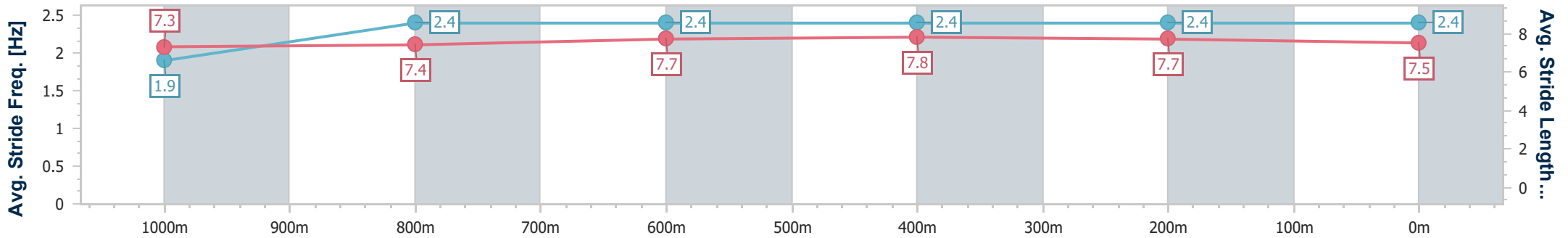
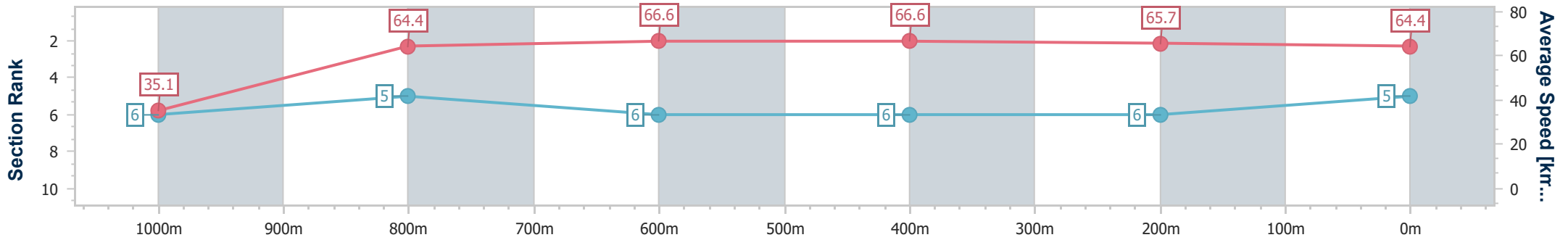
Race 3: HUME DOORS Class 1 Handicap - 1050m

22 June 2024 - 13:46

Track Rating: Synthetic, Weather: Overcast, Rail Position: True



Section	Overall	1000m	800m	600m	400m	200m
Section Times	1:00.66 [5] (0:05.20)	0:55.46 [6] (0:11.24)	0:44.22 [5] (0:10.90)	0:33.32 [6] (0:10.95)	0:22.37 [6] (0:11.11)	0:11.26 [6] (0:11.26)
Average Speed [km/h]	35.1	64.4	66.6	66.6	65.7	64.4
Top Speed [km/h]	56.5	66.7	68.0	67.6	67.0	66.0
Avg. Dist. to Rail [m]	4.1	2.1	1.9	2.9	5.6	8.1
Avg. Stride Freq. [Hz]	1.9	2.4	2.4	2.4	2.4	2.4
Avg. Stride Length [m]	7.3	7.4	7.7	7.8	7.7	7.5



- [ ] Ranking at each section and finish
- .-.- No data available at this section
- NA No data available



Horse/Jockey Name	Her Expense
Final Rank	6
Fastest Section Time (Section)	0:05.15 (Overall)
Top Speed [km/h] (Section)	68.9 (1000m)
Race State	Finished



Aquis Park Gold Coast Poly QLD Professional

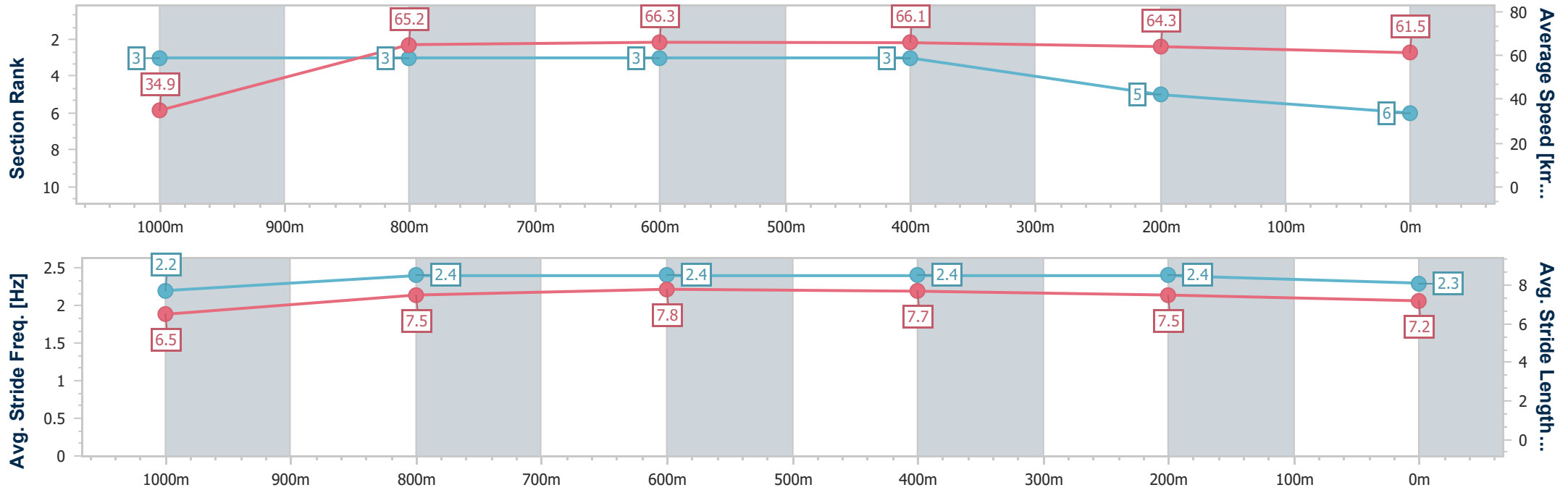
Race 3: HUME DOORS Class 1 Handicap - 1050m

22 June 2024 - 13:46

Track Rating: Synthetic, Weather: Overcast, Rail Position: True



Section	Overall	1000m	800m	600m	400m	200m
Section Times	1:01.05 [6] (0:05.15)	0:55.90 [3] (0:11.03)	0:44.87 [3] (0:10.89)	0:33.98 [3] (0:10.95)	0:23.03 [3] (0:11.31)	0:11.72 [5] (0:11.72)
Average Speed [km/h]	34.9	65.2	66.3	66.1	64.3	61.5
Top Speed [km/h]	54.9	68.9	67.9	68.0	64.9	63.3
Avg. Dist. to Rail [m]	0.4	0.8	0.9	1.4	3.8	4.3
Avg. Stride Freq. [Hz]	2.2	2.4	2.4	2.4	2.4	2.3
Avg. Stride Length [m]	6.5	7.5	7.8	7.7	7.5	7.2



- [ ] Ranking at each section and finish
- .-.- No data available at this section
- NA No data available



Horse/Jockey Name	Warrior Jack
Final Rank	7
Fastest Section Time (Section)	0:05.48 (Overall)
Top Speed [km/h] (Section)	69.5 (800m)
Race State	Finished



Aquis Park Gold Coast Poly QLD Professional

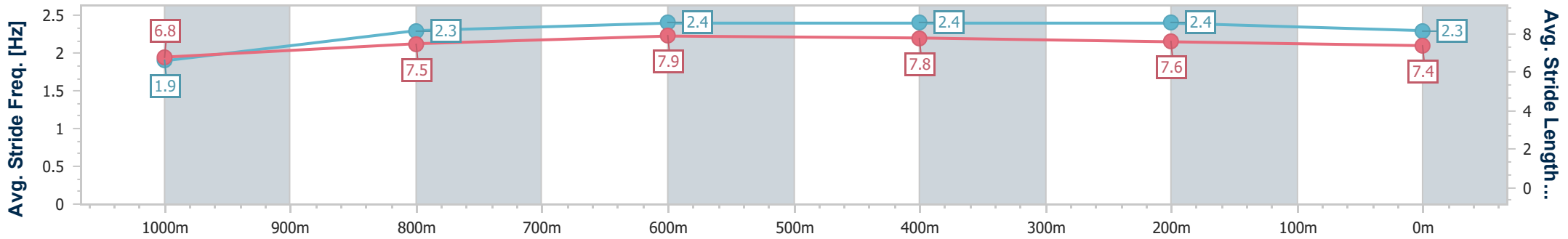
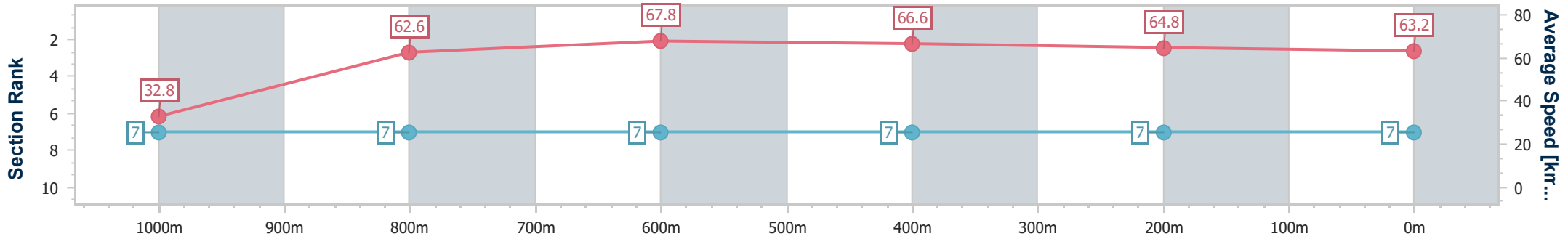
Race 3: HUME DOORS Class 1 Handicap - 1050m

22 June 2024 - 13:46

Track Rating: Synthetic, Weather: Overcast, Rail Position: True



Section	Overall	1000m	800m	600m	400m	200m
Section Times	1:01.15 [7] (0:05.48)	0:55.67 [7] (0:11.50)	0:44.17 [7] (0:10.67)	0:33.50 [7] (0:10.87)	0:22.63 [7] (0:11.22)	0:11.41 [7] (0:11.41)
Average Speed [km/h]	32.8	62.6	67.8	66.6	64.8	63.2
Top Speed [km/h]	52.8	67.1	69.5	68.4	66.3	65.4
Avg. Dist. to Rail [m]	3.4	1.1	0.4	1.3	5.0	7.5
Avg. Stride Freq. [Hz]	1.9	2.3	2.4	2.4	2.4	2.3
Avg. Stride Length [m]	6.8	7.5	7.9	7.8	7.6	7.4



- [ ] Ranking at each section and finish
- .-.- No data available at this section
- NA No data available



Horse/Jockey Name	Everlast
Final Rank	8
Fastest Section Time (Section)	0:05.54 (Overall)
Top Speed [km/h] (Section)	69.3 (800m)
Race State	Finished



Aquis Park Gold Coast Poly QLD Professional

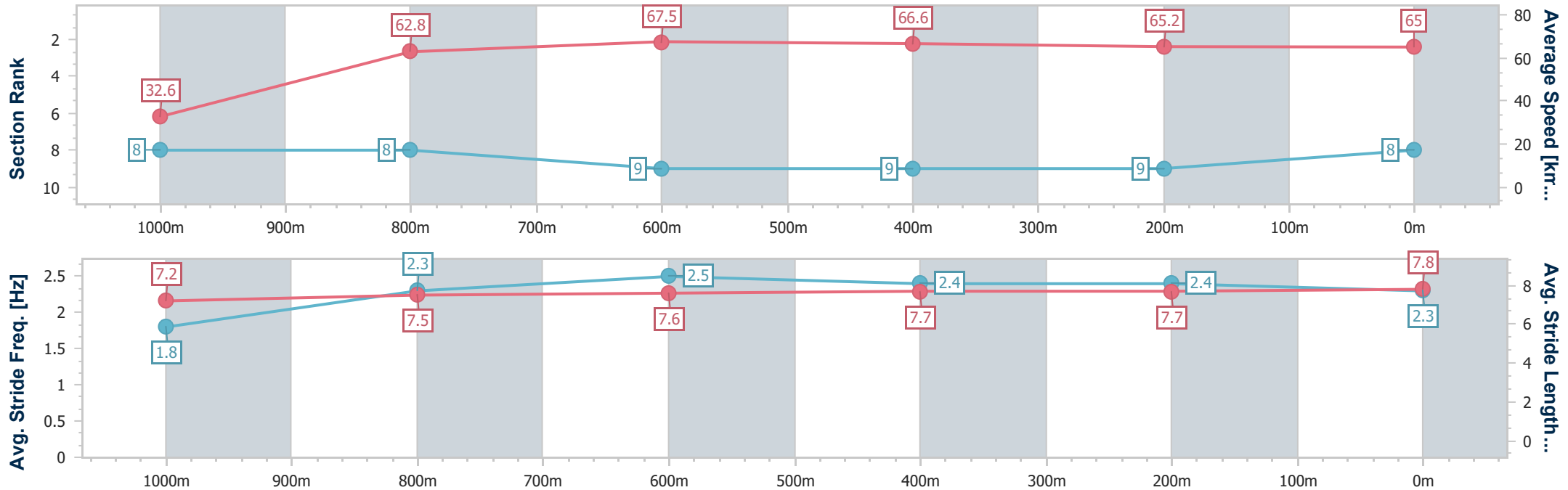
Race 3: HUME DOORS Class 1 Handicap - 1050m

22 June 2024 - 13:46

Track Rating: Synthetic, Weather: Overcast, Rail Position: True



Section	Overall	1000m	800m	600m	400m	200m
Section Times	1:01.41 [8] (0:05.54)	0:55.87 [8] (0:11.52)	0:44.35 [8] (0:10.84)	0:33.51 [9] (0:11.16)	0:22.35 [9] (0:11.14)	0:11.21 [9] (0:11.21)
Average Speed [km/h]	32.6	62.8	67.5	66.6	65.2	65.0
Top Speed [km/h]	51.4	67.3	69.3	69.3	66.5	65.6
Avg. Dist. to Rail [m]	7.0	2.4	3.0	5.6	6.4	7.0
Avg. Stride Freq. [Hz]	1.8	2.3	2.5	2.4	2.4	2.3
Avg. Stride Length [m]	7.2	7.5	7.6	7.7	7.7	7.8



- [ ] Ranking at each section and finish
- .-.- No data available at this section
- NA No data available



Horse/Jockey Name	Captain Artie
Final Rank	9
Fastest Section Time (Section)	0:05.88 (Overall)
Top Speed [km/h] (Section)	69.1 (600m)
Race State	Finished



Aquis Park Gold Coast Poly QLD Professional

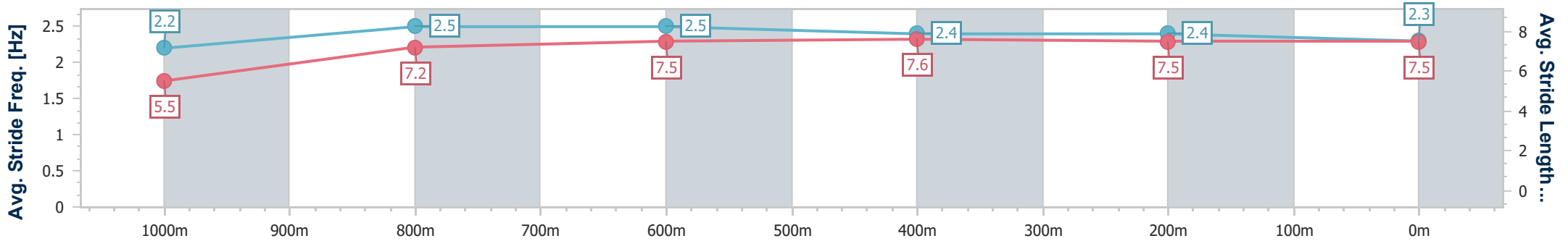
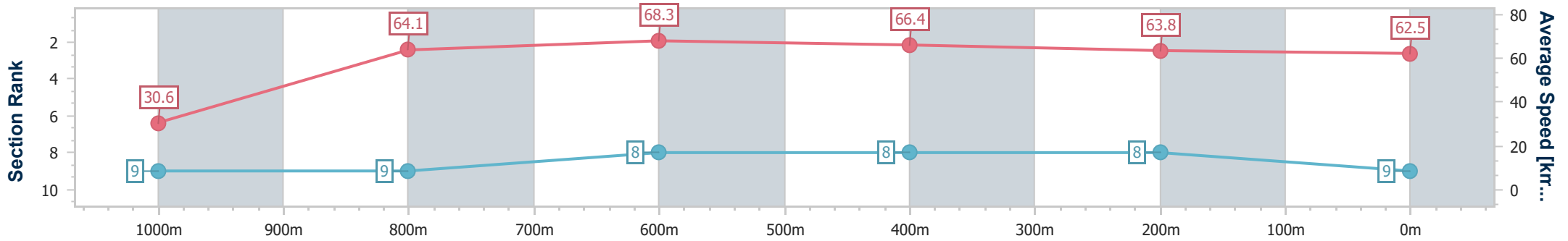
Race 3: HUME DOORS Class 1 Handicap - 1050m

22 June 2024 - 13:46

Track Rating: Synthetic, Weather: Overcast, Rail Position: True



Section	Overall	1000m	800m	600m	400m	200m
Section Times	1:01.73 [9] (0:05.88)	0:55.85 [9] (0:11.26)	0:44.59 [9] (0:10.60)	0:33.99 [8] (0:11.04)	0:22.95 [8] (0:11.32)	0:11.63 [8] (0:11.63)
Average Speed [km/h]	30.6	64.1	68.3	66.4	63.8	62.5
Top Speed [km/h]	56.2	67.2	68.8	69.1	64.7	63.5
Avg. Dist. to Rail [m]	1.0	0.3	1.7	3.5	3.8	3.5
Avg. Stride Freq. [Hz]	2.2	2.5	2.5	2.4	2.4	2.3
Avg. Stride Length [m]	5.5	7.2	7.5	7.6	7.5	7.5



- [ ] Ranking at each section and finish
- .-.- No data available at this section
- NA No data available

Track Rating: Synthetic, Weather: Overcast, Rail Position: True

Section														
Field Times	Overall	1400m	1200m	1000m	800m	600m	400m	Last 600m						
	1:32.26 (0:10.32)	1:21.94 (0:11.55)	1:10.39 (0:11.11)	0:59.28 (0:11.71)	0:47.57 (0:11.65)	0:35.92 (0:11.69)	0:24.23 (0:12.04)	0:35.92						
Rank	TAB	Horse/Jockey	Barrier	Top Speed [km/h]	Fastest Section	Overall	1400m	1200m	1000m	800m	600m	400m	Last 600m	Distance Travelled [m]
1	3	CHERBOURG Paul Hammersley	11	65.9 1200m	0:10.82 Overall	1:32.26 [1] (0:10.82)	1:21.44 [8] (0:11.88)	1:09.56 [10] (0:11.12)	0:58.44 [9] (0:11.74)	0:46.70 [10] (0:11.61)	0:35.09 [9] (0:11.71)	0:23.38 [9] (0:11.52)	0:35.09	
2	1	ALL ABOUT ARTIE Jag Guthmann-Chester	6	65.3 1200m	0:10.52 Overall	1:32.36 [2] (0:10.52)	1:21.84 [3] (0:11.59)	1:10.25 [4] (0:11.21)	0:59.04 [5] (0:11.75)	0:47.29 [4] (0:11.62)	0:35.67 [4] (0:11.59)	0:24.08 [3] (0:12.00)	0:35.67	-9
3	2	KAREEM Noel Callow	9	66.1 1400m	0:10.54 Overall	1:32.50 [3] (0:10.54)	1:21.96 [4] (0:11.33)	1:10.63 [1] (0:11.15)	0:59.48 [2] (0:11.67)	0:47.81 [1] (0:11.69)	0:36.12 [2] (0:11.65)	0:24.47 [1] (0:12.04)	0:36.12	-2
4	10	SUPIDOCHARGED Andrew Spinks	7	65.9 1000m	0:11.11 Overall	1:32.62 [4] (0:11.11)	1:21.51 [11] (0:11.86)	1:09.65 [11] (0:11.23)	0:58.42 [11] (0:11.58)	0:46.84 [11] (0:11.53)	0:35.31 [11] (0:11.71)	0:23.60 [10] (0:11.69)	0:35.31	+0
5	8	DELIBES Jai Williams	4	65.5 1200m	0:10.77 Overall	1:32.69 [5] (0:10.77)	1:21.92 [7] (0:11.73)	1:10.19 [8] (0:11.06)	0:59.13 [6] (0:11.75)	0:47.38 [7] (0:11.58)	0:35.80 [7] (0:11.69)	0:24.11 [6] (0:11.98)	0:35.80	-5
6	11	TWILIGHT SPARKLE Madeleine Wishart	3	65.1 1200m	0:10.32 Overall	1:32.94 [6] (0:10.32)	1:22.62 [1] (0:11.58)	1:11.04 [2] (0:11.28)	0:59.76 [3] (0:11.79)	0:47.97 [3] (0:11.69)	0:36.28 [3] (0:11.81)	0:24.47 [4] (0:12.03)	0:36.28	-7
7	7	MIANDA Micheal Hellyer	1	63.6 1200m	0:10.64 Overall	1:33.27 [7] (0:10.64)	1:22.63 [5] (0:11.60)	1:11.03 [6] (0:11.41)	0:59.62 [7] (0:11.53)	0:48.09 [5] (0:11.60)	0:36.49 [5] (0:11.77)	0:24.72 [5] (0:12.13)	0:36.49	-11
8	5	SPIRIT OF HEATH Yvette Lewis	10	66.0 1200m	0:10.92 Overall	1:33.30 [8] (0:10.92)	1:22.38 [9] (0:11.72)	1:10.66 [9] (0:11.16)	0:59.50 [8] (0:11.75)	0:47.75 [9] (0:11.54)	0:36.21 [8] (0:11.76)	0:24.45 [8] (0:11.91)	0:36.21	-4
9	4	JOHN'S ROAD Kirk Matheson	8	66.9 1200m	0:10.52 Overall	1:34.25 [9] (0:10.52)	1:23.73 [2] (0:11.39)	1:12.34 [3] (0:11.07)	1:01.27 [1] (0:11.74)	0:49.53 [2] (0:11.62)	0:37.91 [1] (0:11.78)	0:26.13 [2] (0:12.61)	0:37.91	-7
10	9	THE GARF Rikki Jamieson	2	64.0 1200m	0:10.92 Overall	1:34.53 [10] (0:10.92)	1:23.61 [10] (0:11.57)	1:12.04 [7] (0:11.35)	1:00.69 [10] (0:11.64)	0:49.05 [8] (0:11.73)	0:37.32 [10] (0:11.94)	0:25.38 [11] (0:12.32)	0:37.32	-8



# Aquis Park Gold Coast Poly QLD Professional

## Race 4: HYNE TIMBER Maiden Handicap - 1540m

22 June 2024 - 14:20



Track Rating: Synthetic, Weather: Overcast, Rail Position: True

Section	Overall	1400m	1200m	1000m	800m	600m	400m	Last 600m						
Field Times	1:32.26 (0:10.32)	1:21.94 (0:11.55)	1:10.39 (0:11.11)	0:59.28 (0:11.71)	0:47.57 (0:11.65)	0:35.92 (0:11.69)	0:24.23 (0:12.04)	0:35.92						
Rank	TAB	Horse/Jockey	Barrier	Top Speed [km/h]	Fastest Section				Distance Travelled [m]					
11	6	KIDSTON Cody Collis	5	66.5 1200m	0:10.69 Overall	1:35.34 [11] (0:10.69)	1:24.65 [6] (0:11.54)	1:13.11 [5] (0:11.05)	1:02.06 [4] (0:11.93)	0:50.13 [6] (0:11.61)	0:38.52 [6] (0:11.94)	0:26.58 [7] (0:12.78)	0:38.52	+2

[ ] Ranking at each section and finish  
 -:-:-:- No data available at this section  
 NA No data available

SCN Saddle cloth number  
 DNF Did not finish  
 DNT Did not track





# Aquis Park Gold Coast Poly QLD Professional

## Race 4: HYNE TIMBER Maiden Handicap - 1540m

22 June 2024 - 14:20



Track Rating: Synthetic, Weather: Overcast, Rail Position: True

Section							200m			Last 600m
Field Times							0:12.19			0:35.92
							(0:12.19)			
Rank	TAB	Horse/Jockey	Barrier	Top Speed [km/h]	Fastest Section	Margin			Distance Travelled [m]	
1	3	<b>CHERBOURG</b>	11	65.9	0:10.82	0:11.86 [3]	1:32.26		0:35.09	
		Paul Hammersley		1200m	Overall	(0:11.86)				
2	1	<b>ALL ABOUT ARTIE</b>	6	65.3	0:10.52	0:12.08 [2]	0.5L		0:35.67	
		Jag Guthmann-Chester		1200m	Overall	(0:12.08)			-9	
3	2	<b>KAREEM</b>	9	66.1	0:10.54	0:12.43 [1]	1.3L		0:36.12	
		Noel Callow		1400m	Overall	(0:12.43)			-2	
4	10	<b>SUPIDOCHARGED</b>	7	65.9	0:11.11	0:11.91 [7]	1.8L		0:35.31	
		Andrew Spinks		1000m	Overall	(0:11.91)			+0	
5	8	<b>DELIBES</b>	4	65.5	0:10.77	0:12.13 [5]	2.1L		0:35.80	
		Jai Williams		1200m	Overall	(0:12.13)			-5	
6	11	<b>TWILIGHT SPARKLE</b>	3	65.1	0:10.32	0:12.44 [4]	3.6L		0:36.28	
		Madeleine Wishart		1200m	Overall	(0:12.44)			-7	
7	7	<b>MIANDA</b>	1	63.6	0:10.64	0:12.59 [6]	5.4L		0:36.49	
		Micheal Hellyer		1200m	Overall	(0:12.59)			-11	
8	5	<b>SPIRIT OF HEATH</b>	10	66.0	0:10.92	0:12.54 [9]	5.6L		0:36.21	
		Yvette Lewis		1200m	Overall	(0:12.54)			-4	
9	4	<b>JOHN'S ROAD</b>	8	66.9	0:10.52	0:13.52 [8]	11.1L		0:37.91	
		Kirk Matheson		1200m	Overall	(0:13.52)			-7	
10	9	<b>THE GARF</b>	2	64.0	0:10.92	0:13.06 [10]	12.6L		0:37.32	
		Rikki Jamieson		1200m	Overall	(0:13.06)			-8	

[ ] Ranking at each section and finish  
 -:-:- No data available at this section  
 NA No data available

SCN Saddle cloth number  
 DNF Did not finish  
 DNT Did not track



# Aquis Park Gold Coast Poly QLD Professional

## Race 4: HYNE TIMBER Maiden Handicap - 1540m

22 June 2024 - 14:20



Track Rating: Synthetic, Weather: Overcast, Rail Position: True

Section		200m		Last 600m		
Field Times		0:12.19 (0:12.19)		0:35.92		
Rank	TAB Horse/Jockey	Barrier	Top Speed [km/h]	Fastest Section	Margin	Distance Travelled [m]
11	6 KIDSTON	5	66.5	0:10.69	0:13.80 [11]	17.4L
	Cody Collis		1200m	Overall	(0:13.80)	
						0:38.52 +2

[ ] Ranking at each section and finish  
 -:-:-:- No data available at this section  
 NA No data available

SCN Saddle cloth number  
 DNF Did not finish  
 DNT Did not track



Horse/Jockey Name	Cherbourg
Final Rank	1
Fastest Section Time (Section)	0:10.82 (Overall)
Top Speed [km/h] (Section)	65.9 (1200m)
Race State	Finished



Aquis Park Gold Coast Poly QLD Professional

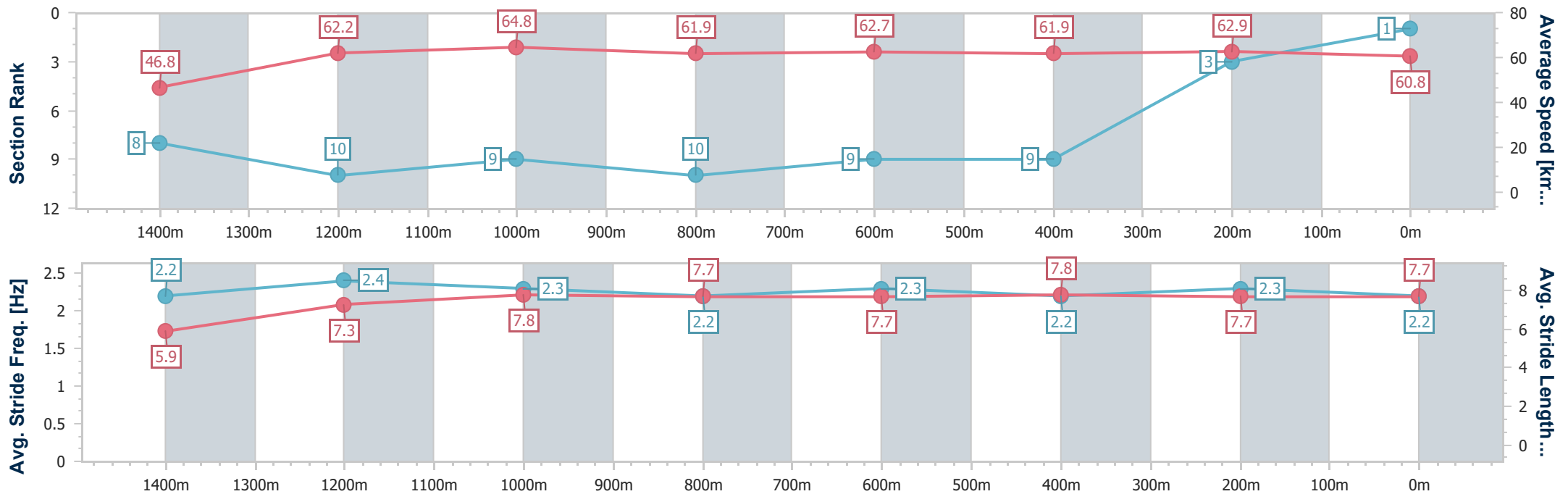
Race 4: HYNE TIMBER Maiden Handicap - 1540m



22 June 2024 - 14:20

Track Rating: Synthetic, Weather: Overcast, Rail Position: True

Section	Overall	1400m	1200m	1000m	800m	600m	400m	200m
Section Times	1:32.26 [1] (0:10.82)	1:21.44 [8] (0:11.88)	1:09.56 [10] (0:11.12)	0:58.44 [9] (0:11.74)	0:46.70 [10] (0:11.61)	0:35.09 [9] (0:11.71)	0:23.38 [9] (0:11.52)	0:11.86 [3]
Average Speed [km/h]	46.8	62.2	64.8	61.9	62.7	61.9	62.9	60.8
Top Speed [km/h]	62.7	64.6	65.9	65.5	63.5	63.1	64.0	63.2
Avg. Dist. to Rail [m]	9.5	3.6	3.3	2.9	2.1	1.8	3.0	3.2
Avg. Stride Freq. [Hz]	2.2	2.4	2.3	2.2	2.3	2.2	2.3	2.2
Avg. Stride Length [m]	5.9	7.3	7.8	7.7	7.7	7.8	7.7	7.7



- [ ] Ranking at each section and finish
- .-.- No data available at this section
- NA No data available



Horse/Jockey Name	All About Artie
Final Rank	2
Fastest Section Time (Section)	0:10.52 (Overall)
Top Speed [km/h] (Section)	65.3 (1200m)
Race State	Finished



Aquis Park Gold Coast Poly QLD Professional

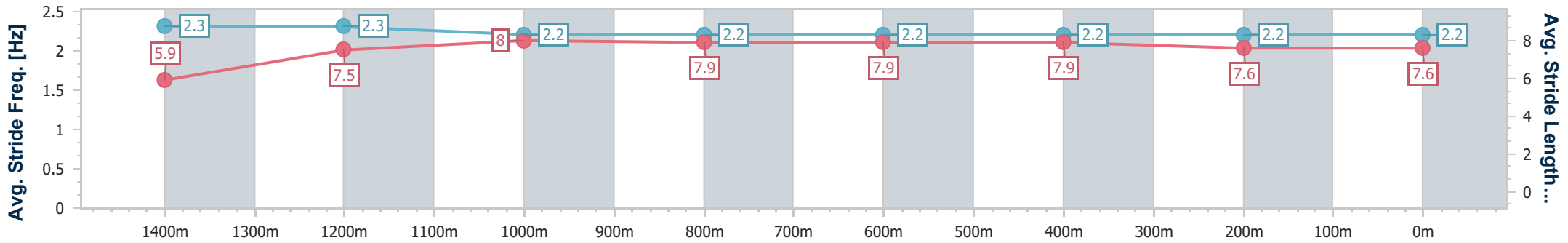
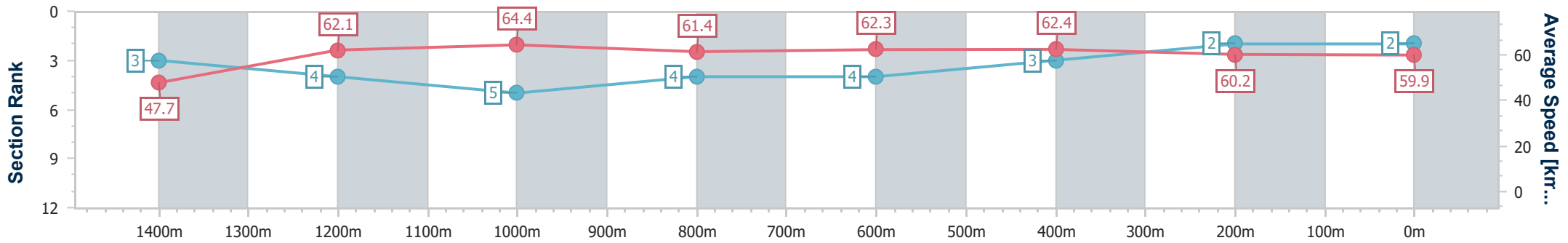
Race 4: HYNE TIMBER Maiden Handicap - 1540m



22 June 2024 - 14:20

Track Rating: Synthetic, Weather: Overcast, Rail Position: True

Section	Overall	1400m	1200m	1000m	800m	600m	400m	200m
Section Times	1:32.36 [2] (0:10.52)	1:21.84 [3] (0:11.59)	1:10.25 [4] (0:11.21)	0:59.04 [5] (0:11.75)	0:47.29 [4] (0:11.62)	0:35.67 [4] (0:11.59)	0:24.08 [3] (0:12.00)	0:12.08 [2] (0:12.08)
Average Speed [km/h]	47.7	62.1	64.4	61.4	62.3	62.4	60.2	59.9
Top Speed [km/h]	63.7	63.3	65.3	63.3	62.9	63.3	61.2	60.4
Avg. Dist. to Rail [m]	3.9	0.5	0.8	1.3	1.0	1.2	1.9	3.0
Avg. Stride Freq. [Hz]	2.3	2.3	2.2	2.2	2.2	2.2	2.2	2.2
Avg. Stride Length [m]	5.9	7.5	8.0	7.9	7.9	7.9	7.6	7.6



- [ ] Ranking at each section and finish
- .-.- No data available at this section
- NA No data available



Horse/Jockey Name	Kareem
Final Rank	3
Fastest Section Time (Section)	0:10.54 (Overall)
Top Speed [km/h] (Section)	66.1 (1400m)
Race State	Finished



Aquis Park Gold Coast Poly QLD Professional

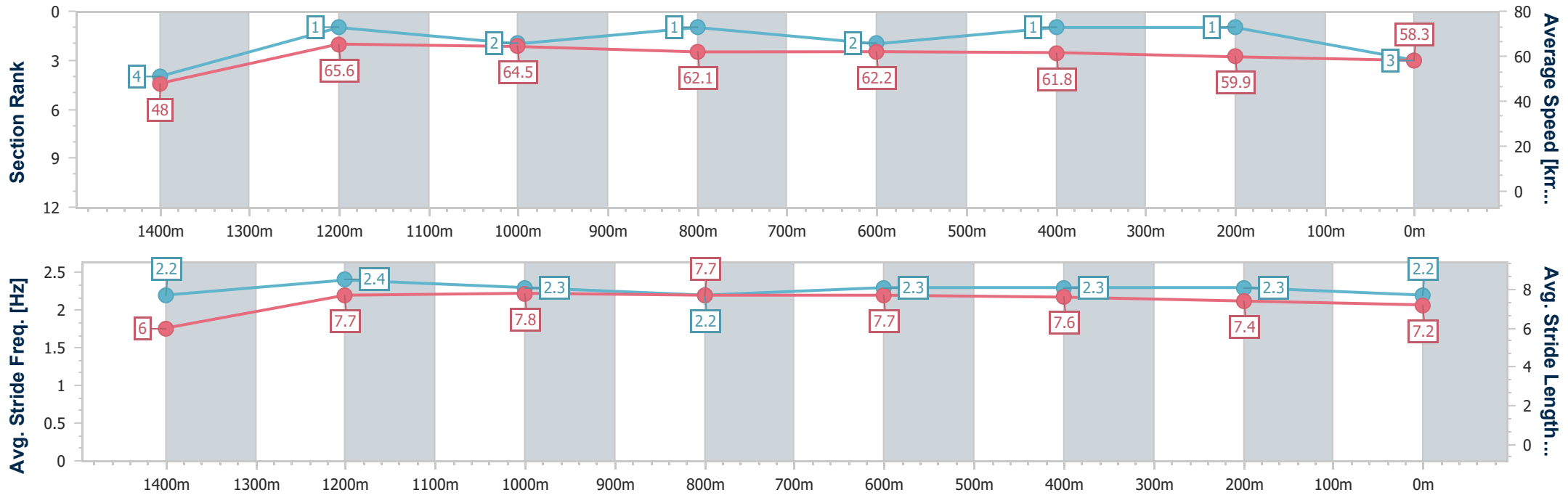
Race 4: HYNE TIMBER Maiden Handicap - 1540m



22 June 2024 - 14:20

Track Rating: Synthetic, Weather: Overcast, Rail Position: True

Section	Overall	1400m	1200m	1000m	800m	600m	400m	200m
Section Times	1:32.50 [3] (0:10.54)	1:21.96 [4] (0:11.33)	1:10.63 [1] (0:11.15)	0:59.48 [2] (0:11.67)	0:47.81 [1] (0:11.69)	0:36.12 [2] (0:11.65)	0:24.47 [1] (0:12.04)	0:12.43 [1] (0:12.43)
Average Speed [km/h]	48.0	65.6	64.5	62.1	62.2	61.8	59.9	58.3
Top Speed [km/h]	64.1	66.1	66.0	62.9	62.9	62.8	60.9	59.2
Avg. Dist. to Rail [m]	8.2	3.9	2.2	1.9	1.7	0.6	1.1	2.5
Avg. Stride Freq. [Hz]	2.2	2.4	2.3	2.2	2.3	2.3	2.3	2.2
Avg. Stride Length [m]	6.0	7.7	7.8	7.7	7.7	7.6	7.4	7.2



- [ ] Ranking at each section and finish
- .-.- No data available at this section
- NA No data available



Horse/Jockey Name	Supidocharged
Final Rank	4
Fastest Section Time (Section)	0:11.11 (Overall)
Top Speed [km/h] (Section)	65.9 (1000m)
Race State	Finished



Aquis Park Gold Coast Poly QLD Professional

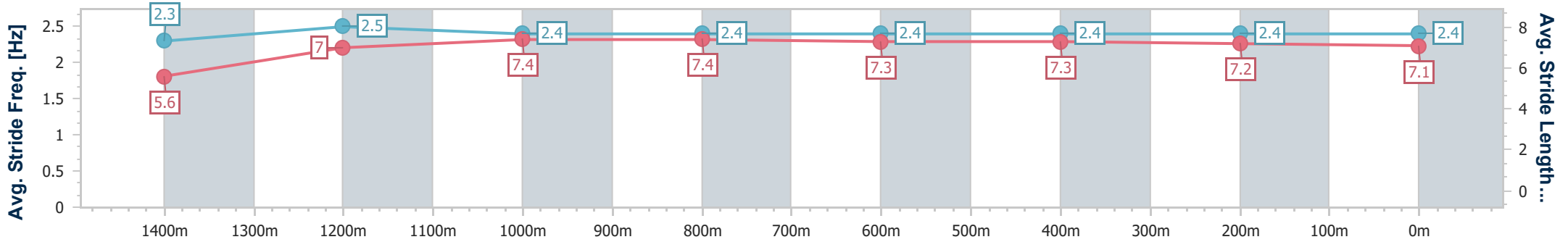
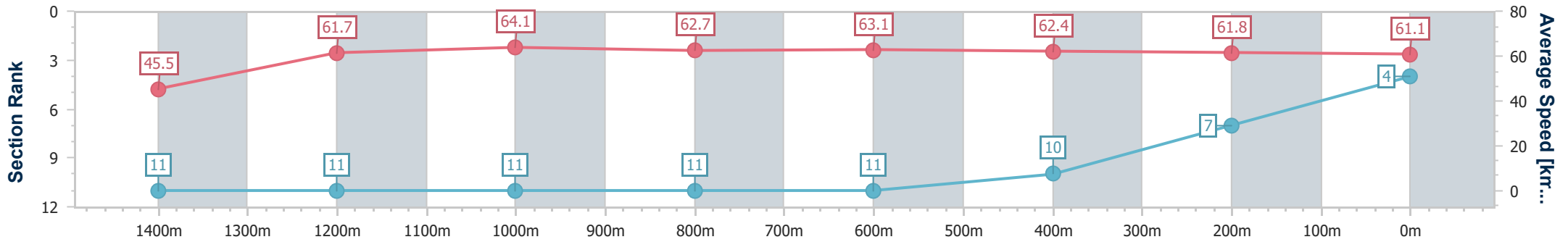
Race 4: HYNE TIMBER Maiden Handicap - 1540m



22 June 2024 - 14:20

Track Rating: Synthetic, Weather: Overcast, Rail Position: True

Section	Overall	1400m	1200m	1000m	800m	600m	400m	200m
Section Times	1:32.62 [4] (0:11.11)	1:21.51 [11] (0:11.86)	1:09.65 [11] (0:11.23)	0:58.42 [11] (0:11.58)	0:46.84 [11] (0:11.53)	0:35.31 [11] (0:11.71)	0:23.60 [10] (0:11.69)	0:11.91 [7]
Average Speed [km/h]	45.5	61.7	64.1	62.7	63.1	62.4	61.8	61.1
Top Speed [km/h]	60.7	63.3	65.6	65.9	64.7	64.3	63.4	62.6
Avg. Dist. to Rail [m]	5.6	1.9	1.9	2.5	2.0	2.7	4.5	6.2
Avg. Stride Freq. [Hz]	2.3	2.5	2.4	2.4	2.4	2.4	2.4	2.4
Avg. Stride Length [m]	5.6	7.0	7.4	7.4	7.3	7.3	7.2	7.1



- [ ] Ranking at each section and finish
- .-.- No data available at this section
- NA No data available



Horse/Jockey Name	Delibes
Final Rank	5
Fastest Section Time (Section)	0:10.77 (Overall)
Top Speed [km/h] (Section)	65.5 (1200m)
Race State	Finished



Aquis Park Gold Coast Poly QLD Professional

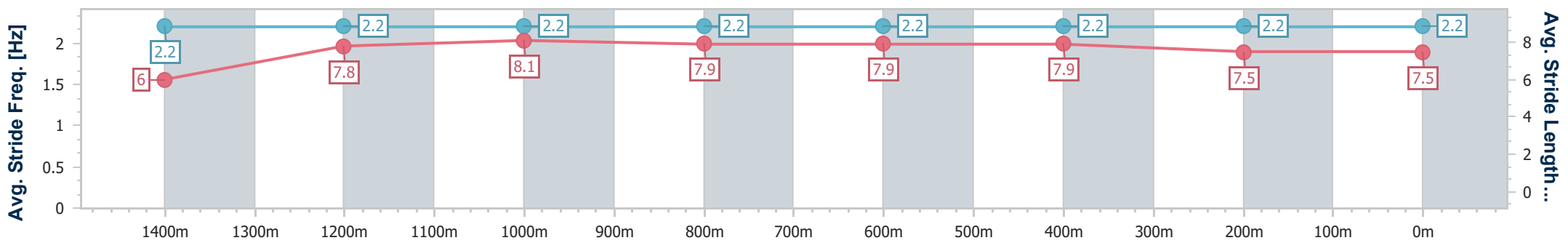
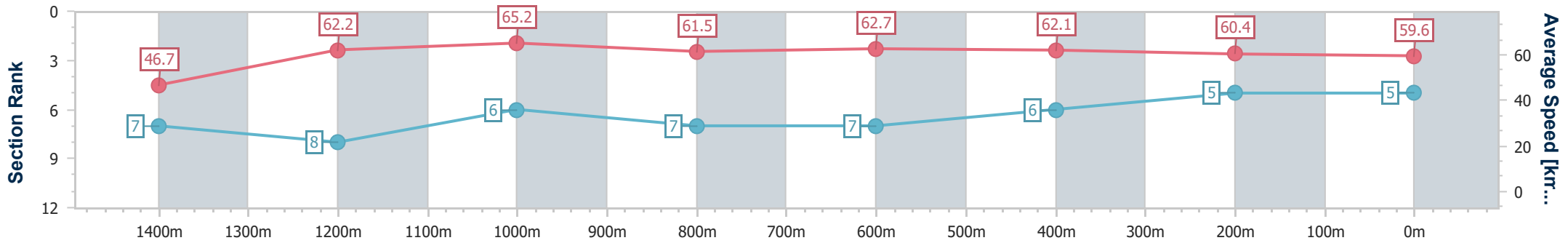
Race 4: HYNE TIMBER Maiden Handicap - 1540m

22 June 2024 - 14:20

Track Rating: Synthetic, Weather: Overcast, Rail Position: True



Section	Overall	1400m	1200m	1000m	800m	600m	400m	200m
Section Times	1:32.69 [5] (0:10.77)	1:21.92 [7] (0:11.73)	1:10.19 [8] (0:11.06)	0:59.13 [6] (0:11.75)	0:47.38 [7] (0:11.58)	0:35.80 [7] (0:11.69)	0:24.11 [6] (0:11.98)	0:12.13 [5] (0:12.13)
Average Speed [km/h]	46.7	62.2	65.2	61.5	62.7	62.1	60.4	59.6
Top Speed [km/h]	64.5	64.3	65.5	64.1	63.4	63.0	61.6	60.8
Avg. Dist. to Rail [m]	4.0	1.5	1.9	1.4	1.2	1.6	3.6	4.5
Avg. Stride Freq. [Hz]	2.2	2.2	2.2	2.2	2.2	2.2	2.2	2.2
Avg. Stride Length [m]	6.0	7.8	8.1	7.9	7.9	7.9	7.5	7.5



- [ ] Ranking at each section and finish
- .-.- No data available at this section
- NA No data available



Horse/Jockey Name	Twilight Sparkle
Final Rank	6
Fastest Section Time (Section)	0:10.32 (Overall)
Top Speed [km/h] (Section)	65.1 (1200m)
Race State	Finished



Aquis Park Gold Coast Poly QLD Professional

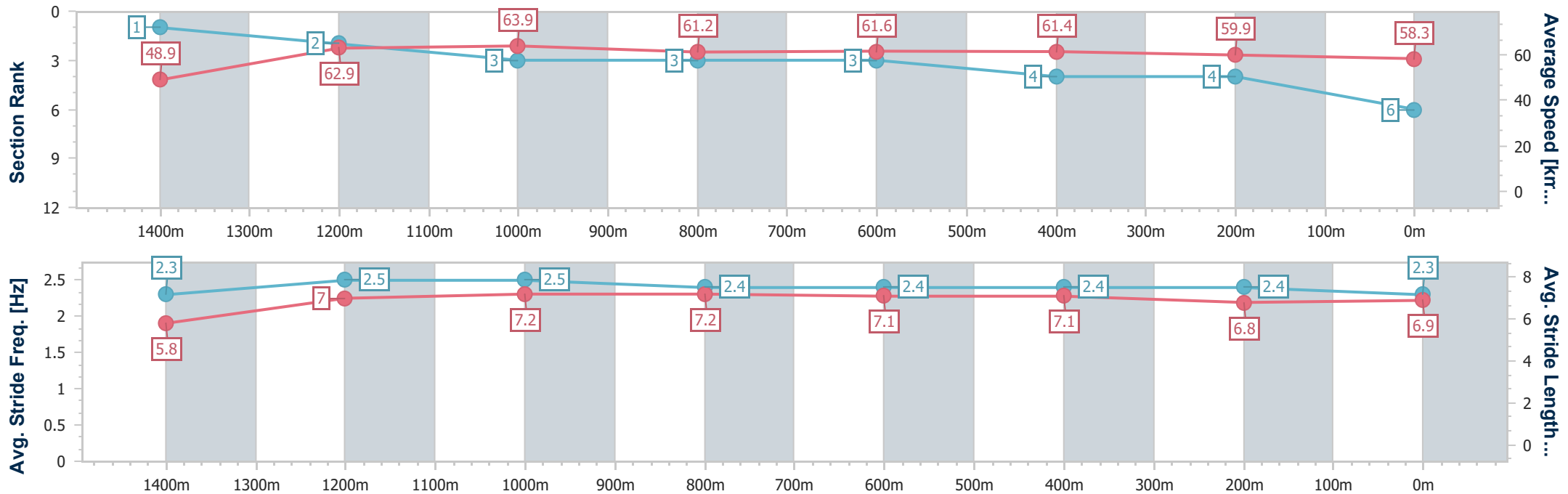
Race 4: HYNE TIMBER Maiden Handicap - 1540m



22 June 2024 - 14:20

Track Rating: Synthetic, Weather: Overcast, Rail Position: True

Section	Overall	1400m	1200m	1000m	800m	600m	400m	200m
Section Times	1:32.94 [6] (0:10.32)	1:22.62 [1] (0:11.58)	1:11.04 [2] (0:11.28)	0:59.76 [3] (0:11.79)	0:47.97 [3] (0:11.69)	0:36.28 [3] (0:11.81)	0:24.47 [4] (0:12.03)	0:12.44 [4] (0:12.44)
Average Speed [km/h]	48.9	62.9	63.9	61.2	61.6	61.4	59.9	58.3
Top Speed [km/h]	60.9	65.0	65.1	62.2	62.8	62.7	61.1	60.2
Avg. Dist. to Rail [m]	2.7	1.3	1.2	0.9	0.8	0.6	1.8	1.9
Avg. Stride Freq. [Hz]	2.3	2.5	2.5	2.4	2.4	2.4	2.4	2.3
Avg. Stride Length [m]	5.8	7.0	7.2	7.2	7.1	7.1	6.8	6.9



- [ ] Ranking at each section and finish
- .-.- No data available at this section
- NA No data available





Horse/Jockey Name	Mianda
Final Rank	7
Fastest Section Time (Section)	0:10.64 (Overall)
Top Speed [km/h] (Section)	63.6 (1200m)
Race State	Finished



Aquis Park Gold Coast Poly QLD Professional

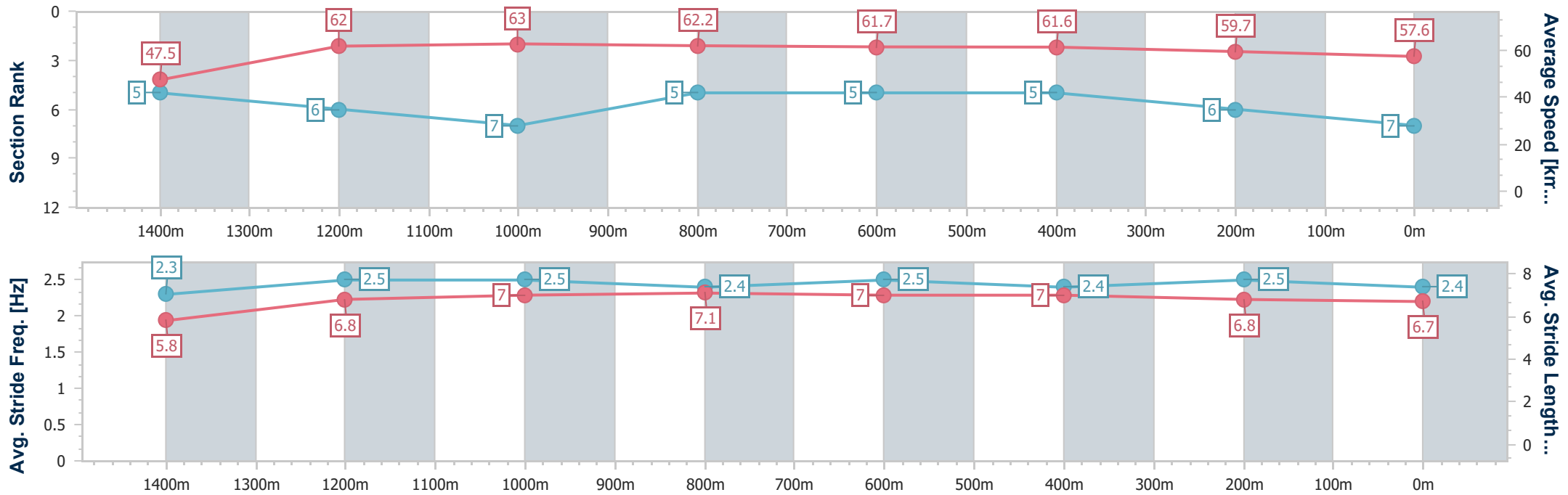
Race 4: HYNE TIMBER Maiden Handicap - 1540m



22 June 2024 - 14:20

Track Rating: Synthetic, Weather: Overcast, Rail Position: True

Section	Overall	1400m	1200m	1000m	800m	600m	400m	200m
Section Times	1:33.27 [7] (0:10.64)	1:22.63 [5] (0:11.60)	1:11.03 [6] (0:11.41)	0:59.62 [7] (0:11.53)	0:48.09 [5] (0:11.60)	0:36.49 [5] (0:11.77)	0:24.72 [5] (0:12.13)	0:12.59 [6] (0:12.59)
Average Speed [km/h]	47.5	62.0	63.0	62.2	61.7	61.6	59.7	57.6
Top Speed [km/h]	61.5	62.3	63.6	63.3	62.3	62.1	60.9	58.6
Avg. Dist. to Rail [m]	1.3	0.1	0.4	1.2	0.8	0.7	3.9	4.6
Avg. Stride Freq. [Hz]	2.3	2.5	2.5	2.4	2.5	2.4	2.5	2.4
Avg. Stride Length [m]	5.8	6.8	7.0	7.1	7.0	7.0	6.8	6.7



- [ ] Ranking at each section and finish
- .-.- No data available at this section
- NA No data available



Horse/Jockey Name	Spirit Of Heath
Final Rank	8
Fastest Section Time (Section)	0:10.92 (Overall)
Top Speed [km/h] (Section)	66.0 (1200m)
Race State	Finished



Aquis Park Gold Coast Poly QLD Professional

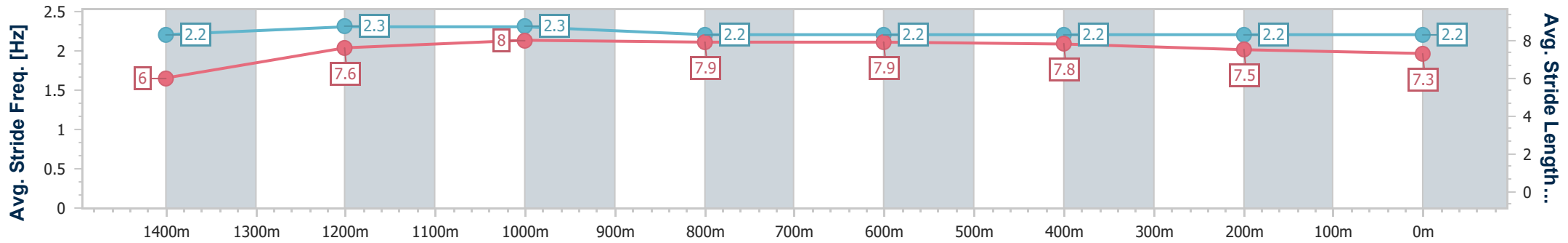
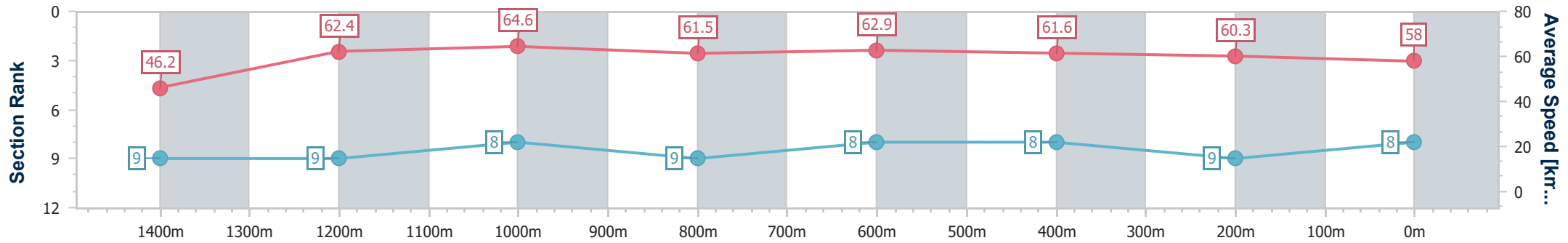
Race 4: HYNE TIMBER Maiden Handicap - 1540m



22 June 2024 - 14:20

Track Rating: Synthetic, Weather: Overcast, Rail Position: True

Section	Overall	1400m	1200m	1000m	800m	600m	400m	200m
Section Times	1:33.30 [8] (0:10.92)	1:22.38 [9] (0:11.72)	1:10.66 [9] (0:11.16)	0:59.50 [8] (0:11.75)	0:47.75 [9] (0:11.54)	0:36.21 [8] (0:11.76)	0:24.45 [8] (0:11.91)	0:12.54 [9] (0:12.54)
Average Speed [km/h]	46.2	62.4	64.6	61.5	62.9	61.6	60.3	58.0
Top Speed [km/h]	63.4	63.4	66.0	64.7	63.4	62.8	62.3	59.7
Avg. Dist. to Rail [m]	9.0	2.2	1.6	1.3	1.3	1.5	1.3	2.0
Avg. Stride Freq. [Hz]	2.2	2.3	2.3	2.2	2.2	2.2	2.2	2.2
Avg. Stride Length [m]	6.0	7.6	8.0	7.9	7.9	7.8	7.5	7.3



- [ ] Ranking at each section and finish
- .-.- No data available at this section
- NA No data available



Horse/Jockey Name	John's Road
Final Rank	9
Fastest Section Time (Section)	0:10.52 (Overall)
Top Speed [km/h] (Section)	66.9 (1200m)
Race State	Finished



Aquis Park Gold Coast Poly QLD Professional

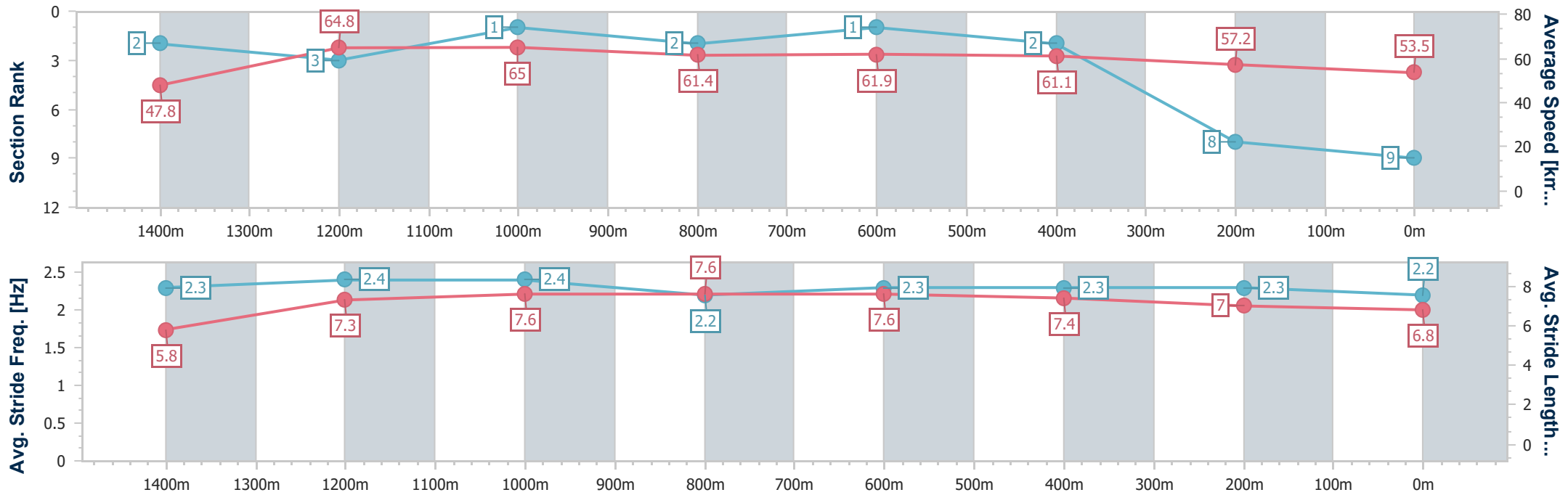
Race 4: HYNE TIMBER Maiden Handicap - 1540m

22 June 2024 - 14:20

Track Rating: Synthetic, Weather: Overcast, Rail Position: True



Section	Overall	1400m	1200m	1000m	800m	600m	400m	200m
Section Times	1:34.25 [9] (0:10.52)	1:23.73 [2] (0:11.39)	1:12.34 [3] (0:11.07)	1:01.27 [1] (0:11.74)	0:49.53 [2] (0:11.62)	0:37.91 [1] (0:11.78)	0:26.13 [2] (0:12.61)	0:13.52 [8] (0:13.52)
Average Speed [km/h]	47.8	64.8	65.0	61.4	61.9	61.1	57.2	53.5
Top Speed [km/h]	63.3	66.8	66.9	62.9	62.6	63.1	58.7	55.9
Avg. Dist. to Rail [m]	7.1	2.7	2.6	1.7	0.5	0.2	1.5	2.0
Avg. Stride Freq. [Hz]	2.3	2.4	2.4	2.2	2.3	2.3	2.3	2.2
Avg. Stride Length [m]	5.8	7.3	7.6	7.6	7.6	7.4	7.0	6.8



- [ ] Ranking at each section and finish
- .-.- No data available at this section
- NA No data available



Horse/Jockey Name	The Garf
Final Rank	10
Fastest Section Time (Section)	0:10.92 (Overall)
Top Speed [km/h] (Section)	64.0 (1200m)
Race State	Finished



Aquis Park Gold Coast Poly QLD Professional

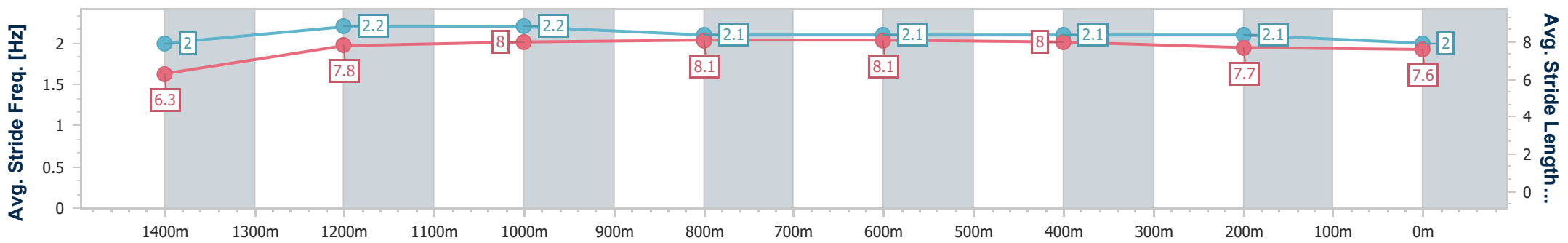
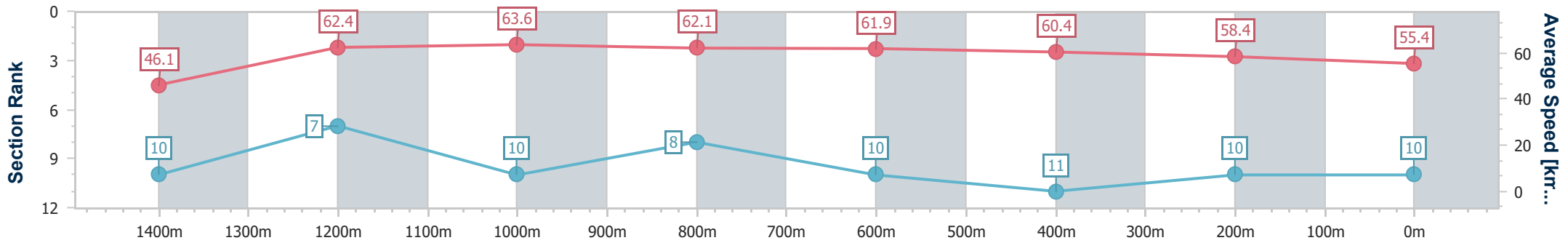
Race 4: HYNE TIMBER Maiden Handicap - 1540m



22 June 2024 - 14:20

Track Rating: Synthetic, Weather: Overcast, Rail Position: True

Section	Overall	1400m	1200m	1000m	800m	600m	400m	200m
Section Times	1:34.53 [10] (0:10.92)	1:23.61 [10] (0:11.57)	1:12.04 [7] (0:11.35)	1:00.69 [10] (0:11.64)	0:49.05 [8] (0:11.73)	0:37.32 [10] (0:11.94)	0:25.38 [11] (0:12.32)	0:13.06 [10] (0:13.06)
Average Speed [km/h]	46.1	62.4	63.6	62.1	61.9	60.4	58.4	55.4
Top Speed [km/h]	61.3	63.5	64.0	63.5	62.2	62.2	59.2	57.4
Avg. Dist. to Rail [m]	2.4	0.5	1.9	1.4	1.4	0.6	1.2	3.1
Avg. Stride Freq. [Hz]	2.0	2.2	2.2	2.1	2.1	2.1	2.1	2.0
Avg. Stride Length [m]	6.3	7.8	8.0	8.1	8.1	8.0	7.7	7.6



- [ ] Ranking at each section and finish
- .-.- No data available at this section
- NA No data available



Horse/Jockey Name	Kidston
Final Rank	11
Fastest Section Time (Section)	0:10.69 (Overall)
Top Speed [km/h] (Section)	66.5 (1200m)
Race State	Finished



Aquis Park Gold Coast Poly QLD Professional

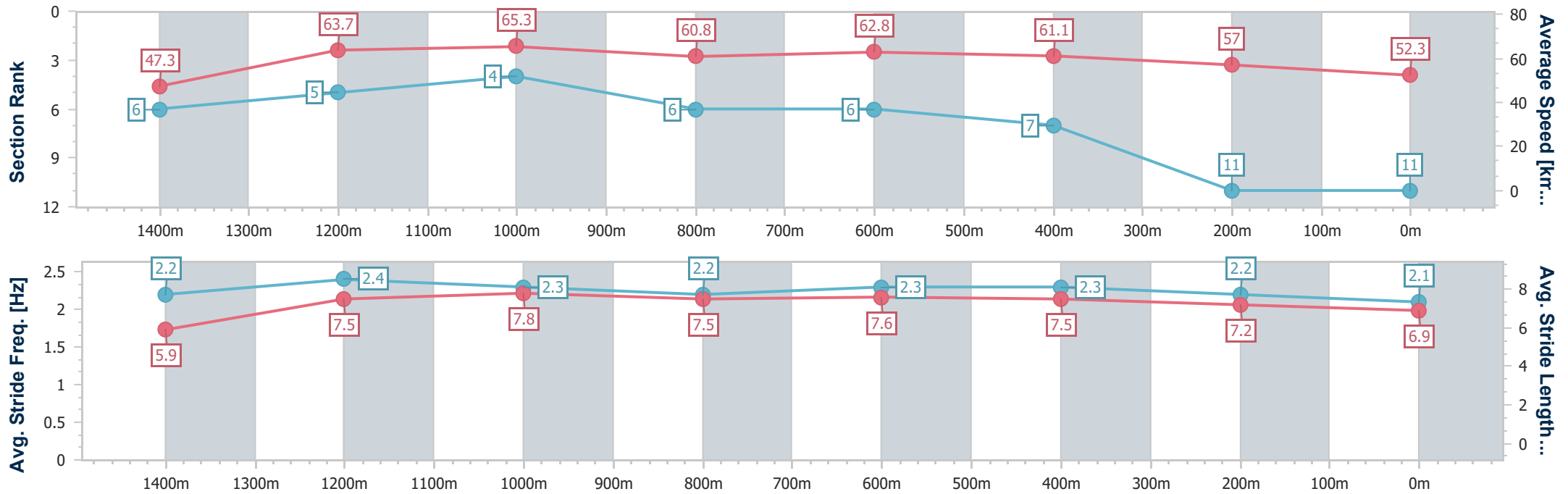
Race 4: HYNE TIMBER Maiden Handicap - 1540m



22 June 2024 - 14:20

Track Rating: Synthetic, Weather: Overcast, Rail Position: True

Section	Overall	1400m	1200m	1000m	800m	600m	400m	200m
Section Times	1:35.34 [11] (0:10.69)	1:24.65 [6] (0:11.54)	1:13.11 [5] (0:11.05)	1:02.06 [4] (0:11.93)	0:50.13 [6] (0:11.61)	0:38.52 [6] (0:11.94)	0:26.58 [7] (0:12.78)	0:13.80 [11] (0:13.80)
Average Speed [km/h]	47.3	63.7	65.3	60.8	62.8	61.1	57.0	52.3
Top Speed [km/h]	66.0	66.0	66.5	63.5	63.4	63.5	59.3	55.1
Avg. Dist. to Rail [m]	5.0	3.1	3.5	3.0	2.2	2.8	6.1	7.0
Avg. Stride Freq. [Hz]	2.2	2.4	2.3	2.2	2.3	2.3	2.2	2.1
Avg. Stride Length [m]	5.9	7.5	7.8	7.5	7.6	7.5	7.2	6.9



- [ ] Ranking at each section and finish
- .-.-.- No data available at this section
- NA No data available



# Aquis Park Gold Coast Poly QLD Professional

## Race 5: VANTAGE WINDOWS & DOORS BENCHMARK 58 Handicap - 1540m

22 June 2024 - 14:54



Track Rating: Synthetic, Weather: Overcast, Rail Position: True

Section		Overall	1400m	1200m	1000m	800m	600m	400m	Last 600m				
Field Times		1:31.94 (0:10.17)	1:21.77 (0:11.17)	1:10.60 (0:10.97)	0:59.63 (0:11.75)	0:47.88 (0:12.30)	0:35.58 (0:12.02)	0:23.56 (0:11.78)	0:35.58				
Rank	TAB Horse/Jockey	Barrier	Top Speed [km/h]	Fastest Section									Distance Travelled [m]
1	3 HULKAMANIA Noel Callow	7	66.5	0:10.39	1:31.94 [1] (0:10.39)	1:21.55 [5] (0:11.43)	1:10.12 [6] (0:11.12)	0:59.00 [5] (0:11.61)	0:47.39 [4] (0:12.12)	0:35.27 [4] (0:11.77)	0:23.50 [2] (0:11.72)	0:35.27	
2	1 TAKUNAI Rikki Jamieson	13	66.4	0:10.88	1:31.99 [2] (0:10.88)	1:21.11 [12] (0:11.50)	1:09.61 [11] (0:10.95)	0:58.66 [11] (0:11.74)	0:46.92 [11] (0:11.99)	0:34.93 [10] (0:11.67)	0:23.26 [7] (0:11.68)	0:34.93	+13
3	5 SARSEN Jai Williams	9	66.4	0:10.63	1:32.04 [3] (0:10.63)	1:21.41 [9] (0:11.49)	1:09.92 [9] (0:11.04)	0:58.88 [8] (0:11.62)	0:47.26 [7] (0:12.09)	0:35.17 [7] (0:11.78)	0:23.39 [5] (0:11.69)	0:35.17	+3
4	15 MIDNIGHT BOOM Shania Willis	12	67.2	0:10.46	1:32.33 [4] (0:10.46)	1:21.87 [7] (0:11.35)	1:10.52 [5] (0:10.97)	0:59.55 [4] (0:11.83)	0:47.72 [5] (0:12.19)	0:35.53 [6] (0:11.73)	0:23.80 [3] (0:11.76)	0:35.53	+6
5	7 BIRMINGHAM Cody Collis	8	65.6	0:10.40	1:32.39 [5] (0:10.40)	1:21.99 [6] (0:11.43)	1:10.56 [7] (0:11.20)	0:59.36 [6] (0:11.76)	0:47.60 [8] (0:12.18)	0:35.42 [9] (0:11.97)	0:23.45 [9] (0:11.74)	0:35.42	+7
6	13 PAULI Yvette Lewis	5	66.9	0:10.34	1:32.53 [6] (0:10.34)	1:22.19 [3] (0:11.39)	1:10.80 [4] (0:11.31)	0:59.49 [7] (0:11.60)	0:47.89 [6] (0:12.11)	0:35.78 [5] (0:12.24)	0:23.54 [10] (0:11.96)	0:35.78	-4
7	8 GREGARIOUS Corey Sutherland	16	67.2	0:10.17	1:32.54 [7] (0:10.17)	1:22.37 [1] (0:11.19)	1:11.18 [2] (0:11.13)	1:00.05 [2] (0:11.89)	0:48.16 [2] (0:12.24)	0:35.92 [3] (0:11.76)	0:24.16 [1] (0:11.98)	0:35.92	+6
8	6 MISTER HEMSWORTH Danny Peisley	6	66.0	0:10.73	1:32.74 [8] (0:10.73)	1:22.01 [11] (0:11.73)	1:10.28 [12] (0:11.06)	0:59.22 [12] (0:11.56)	0:47.66 [12] (0:12.14)	0:35.52 [12] (0:11.79)	0:23.73 [11] (0:11.86)	0:35.52	+3
9	12 BETTER STRINGS Andrew Spinks	1	65.0	0:10.71	1:32.75 [9] (0:10.71)	1:22.04 [10] (0:11.32)	1:10.72 [8] (0:11.21)	0:59.51 [10] (0:11.56)	0:47.95 [9] (0:12.12)	0:35.83 [8] (0:11.78)	0:24.05 [6] (0:11.89)	0:35.83	-2
10	10 MARIPOSA Micheal Hellyer	10	67.0	0:10.51	1:32.95 [10] (0:10.51)	1:22.44 [8] (0:11.68)	1:10.76 [10] (0:11.05)	0:59.71 [9] (0:11.70)	0:48.01 [10] (0:12.16)	0:35.85 [11] (0:12.01)	0:23.84 [12] (0:11.96)	0:35.85	+10

Scratched: Patti Waggin (#16), Belle's Boy (#4), Hayaku (#2), Vana Star (#11)

[ ] Ranking at each section and finish  
 -:-:- No data available at this section  
 NA No data available  
 SCN Saddle cloth number  
 DNF Did not finish  
 DNT Did not track



**Aquis Park Gold Coast Poly QLD Professional**  
**Race 5: VANTAGE WINDOWS & DOORS BENCHMARK 58 Handicap - 1540m**  
**22 June 2024 - 14:54**



Track Rating: Synthetic, Weather: Overcast, Rail Position: True

Section		Overall	1400m	1200m	1000m	800m	600m	400m	Last 600m
Field Times		1:31.94 (0:10.17)	1:21.77 (0:11.17)	1:10.60 (0:10.97)	0:59.63 (0:11.75)	0:47.88 (0:12.30)	0:35.58 (0:12.02)	0:23.56 (0:11.78)	0:35.58

Rank	TAB	Horse/Jockey	Barrier	Top Speed [km/h]	Fastest Section	Overall	1400m	1200m	1000m	800m	600m	400m	Last 600m	Distance Travelled [m]
11	14	PABALLO	15	66.9	0:10.24	1:34.79 [11]	1:24.55 [2]	1:13.42 [3]	1:02.22 [3]	0:50.34 [3]	0:38.28 [2]	0:26.18 [4]	0:38.28	-1
		Kirk Matheson		1400m	Overall	(0:10.24)	(0:11.13)	(0:11.20)	(0:11.88)	(0:12.06)	(0:12.10)	(0:12.87)		
12	9	REAL MINT	2	68.2	0:10.37	1:34.97 [12]	1:24.60 [4]	1:13.63 [1]	1:02.66 [1]	0:50.91 [1]	0:38.61 [1]	0:26.06 [8]	0:38.61	+0
		Madeleine Wishart		1200m	Overall	(0:10.37)	(0:10.97)	(0:10.97)	(0:11.75)	(0:12.30)	(0:12.55)	(0:12.94)		

Scratched: Patti Waggin (#16), Belle's Boy (#4), Hayaku (#2), Vana Star (#11)

[ ] Ranking at each section and finish  
 -:-:-:- No data available at this section  
 NA No data available

SCN Saddle cloth number  
 DNF Did not finish  
 DNT Did not track



**Aquis Park Gold Coast Poly QLD Professional**  
**Race 5: VANTAGE WINDOWS & DOORS BENCHMARK 58 Handicap - 1540m**  
**22 June 2024 - 14:54**



Track Rating: Synthetic, Weather: Overcast, Rail Position: True

Section							200m			Last 600m
Field Times							0:11.78 (0:11.78)			0:35.58
Rank	TAB	Horse/Jockey	Barrier	Top Speed [km/h]	Fastest Section	Margin			Distance Travelled [m]	
1	3	<b>HULKAMANIA</b> Noel Callow	7	66.5 1200m	0:10.39 Overall	0:11.78 [1] (0:11.78)	1:31.94		0:35.27	
2	1	<b>TAKUNAI</b> Rikki Jamieson	13	66.4 1200m	0:10.88 Overall	0:11.58 [5] (0:11.58)	0.2L		0:34.93 +13	
3	5	<b>SARSEN</b> Jai Williams	9	66.4 1200m	0:10.63 Overall	0:11.70 [3] (0:11.70)	0.4L		0:35.17 +3	
4	15	<b>MIDNIGHT BOOM</b> Shania Willis	12	67.2 1200m	0:10.46 Overall	0:12.04 [2] (0:12.04)	1.9L		0:35.53 +6	
5	7	<b>BIRMINGHAM</b> Cody Collis	8	65.6 1200m	0:10.40 Overall	0:11.71 [7] (0:11.71)	2.1L		0:35.42 +7	
6	13	<b>PAULI</b> Yvette Lewis	5	66.9 1400m	0:10.34 Overall	0:11.58 [9] (0:11.58)	2.9L		0:35.78 -4	
7	8	<b>GREGARIOUS</b> Corey Sutherland	16	67.2 1400m	0:10.17 Overall	0:12.18 [4] (0:12.18)	3L		0:35.92 +6	
8	6	<b>MISTER HEMSWORTH</b> Danny Peisley	6	66.0 1200m	0:10.73 Overall	0:11.87 [8] (0:11.87)	4L		0:35.52 +3	
9	12	<b>BETTER STRINGS</b> Andrew Spinks	1	65.0 1400m	0:10.71 Overall	0:12.16 [6] (0:12.16)	4.1L		0:35.83 -2	
10	10	<b>MARIPOSA</b> Micheal Hellyer	10	67.0 1200m	0:10.51 Overall	0:11.88 [10] (0:11.88)	5.1L		0:35.85 +10	

Scratched: Patti Waggin (#16), Belle's Boy (#4), Hayaku (#2), Vana Star (#11)

[ ] Ranking at each section and finish  
 -:-:- No data available at this section  
 NA No data available  
 SCN Saddle cloth number  
 DNF Did not finish  
 DNT Did not track





**Aquis Park Gold Coast Poly QLD Professional**  
**Race 5: VANTAGE WINDOWS & DOORS BENCHMARK 58 Handicap - 1540m**  
**22 June 2024 - 14:54**



Track Rating: Synthetic, Weather: Overcast, Rail Position: True

Section				200m				Last 600m		
Field Times				0:11.78 (0:11.78)				0:35.58		
Rank	TAB	Horse/Jockey	Barrier	Top Speed [km/h]	Fastest Section	Margin			Distance Travelled [m]	
11	14	<b>PABALLO</b>	15	66.9	0:10.24	0:13.31 [11]	15.9L		0:38.28	-1
		Kirk Matheson		1400m	Overall	(0:13.31)				
12	9	<b>REAL MINT</b>	2	68.2	0:10.37	0:13.12 [12]	16.9L		0:38.61	+0
		Madeleine Wishart		1200m	Overall	(0:13.12)				

Scratched: Patti Waggin (#16), Belle's Boy (#4), Hayaku (#2), Vana Star (#11)

[ ] Ranking at each section and finish  
 -:-:-:- No data available at this section  
 NA No data available

SCN Saddle cloth number  
 DNF Did not finish  
 DNT Did not track



Horse/Jockey Name	Hulkamania
Final Rank	1
Fastest Section Time (Section)	0:10.39 (Overall)
Top Speed [km/h] (Section)	66.5 (1200m)
Race State	Finished

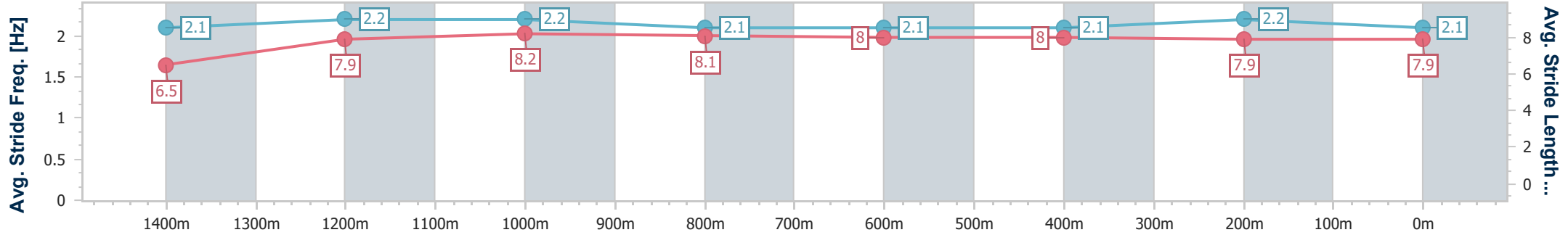
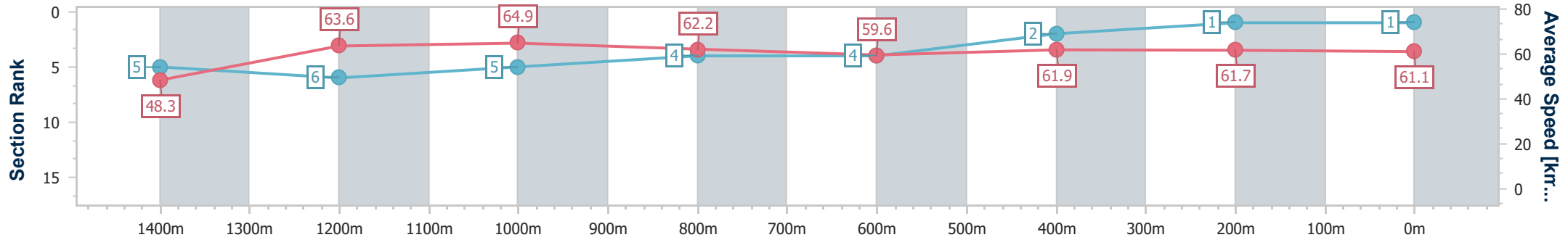


Aquis Park Gold Coast Poly QLD Professional  
 Race 5: VANTAGE WINDOWS & DOORS BENCHMARK 58  
 Handicap - 1540m  
 22 June 2024 - 14:54



Track Rating: Synthetic, Weather: Overcast, Rail Position: True

Section	Overall	1400m	1200m	1000m	800m	600m	400m	200m
Section Times	1:31.94 [1] (0:10.39)	1:21.55 [5] (0:11.43)	1:10.12 [6] (0:11.12)	0:59.00 [5] (0:11.61)	0:47.39 [4] (0:12.12)	0:35.27 [4] (0:11.77)	0:23.50 [2] (0:11.72)	0:11.78 [1] (0:11.78)
Average Speed [km/h]	48.3	63.6	64.9	62.2	59.6	61.9	61.7	61.1
Top Speed [km/h]	64.8	65.4	66.5	63.4	60.6	62.5	63.0	62.3
Avg. Dist. to Rail [m]	3.6	1.1	1.8	1.8	0.9	2.0	3.0	4.5
Avg. Stride Freq. [Hz]	2.1	2.2	2.2	2.1	2.1	2.1	2.2	2.1
Avg. Stride Length [m]	6.5	7.9	8.2	8.1	8.0	8.0	7.9	7.9



- [ ] Ranking at each section and finish
- .-.- No data available at this section
- NA No data available



Horse/Jockey Name	Takunai
Final Rank	2
Fastest Section Time (Section)	0:10.88 (Overall)
Top Speed [km/h] (Section)	66.4 (1200m)
Race State	Finished

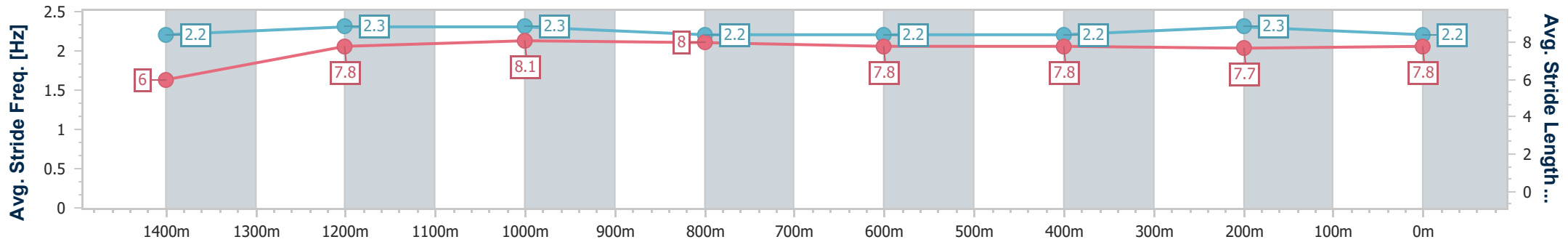
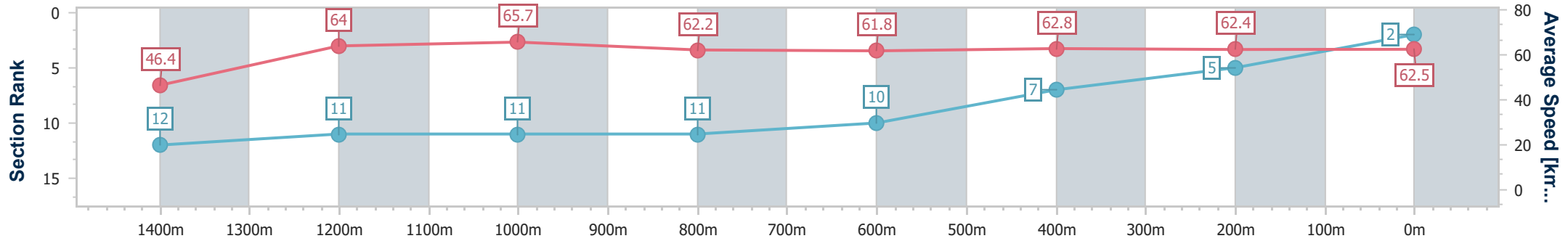


Aquis Park Gold Coast Poly QLD Professional  
 Race 5: VANTAGE WINDOWS & DOORS BENCHMARK 58  
 Handicap - 1540m  
 22 June 2024 - 14:54



Track Rating: Synthetic, Weather: Overcast, Rail Position: True

Section	Overall	1400m	1200m	1000m	800m	600m	400m	200m
Section Times	1:31.99 [2] (0:10.88)	1:21.11 [12] (0:11.50)	1:09.61 [11] (0:10.95)	0:58.66 [11] (0:11.74)	0:46.92 [11] (0:11.99)	0:34.93 [10] (0:11.67)	0:23.26 [7] (0:11.68)	0:11.58 [5] (0:11.58)
Average Speed [km/h]	46.4	64.0	65.7	62.2	61.8	62.8	62.4	62.5
Top Speed [km/h]	62.7	66.0	66.4	63.7	63.9	64.1	63.1	62.8
Avg. Dist. to Rail [m]	6.8	2.9	4.3	4.4	5.1	4.4	5.0	7.2
Avg. Stride Freq. [Hz]	2.2	2.3	2.3	2.2	2.2	2.2	2.3	2.2
Avg. Stride Length [m]	6.0	7.8	8.1	8.0	7.8	7.8	7.7	7.8



- [ ] Ranking at each section and finish
- .-.- No data available at this section
- NA No data available



Horse/Jockey Name	Sarsen
Final Rank	3
Fastest Section Time (Section)	0:10.63 (Overall)
Top Speed [km/h] (Section)	66.4 (1200m)
Race State	Finished

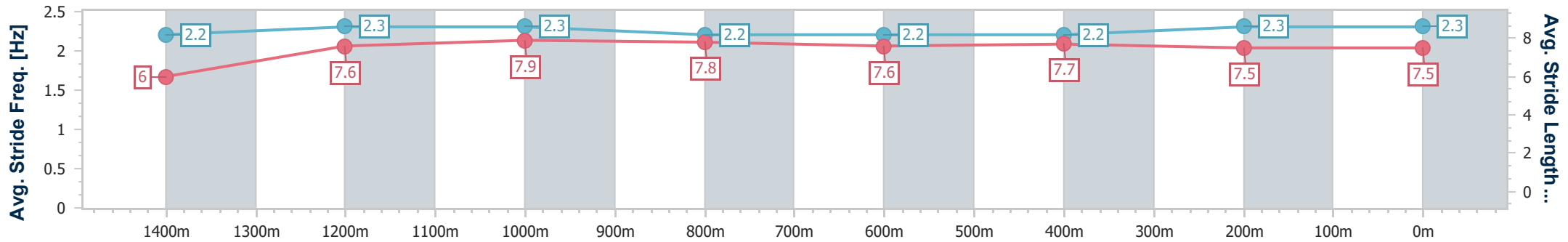
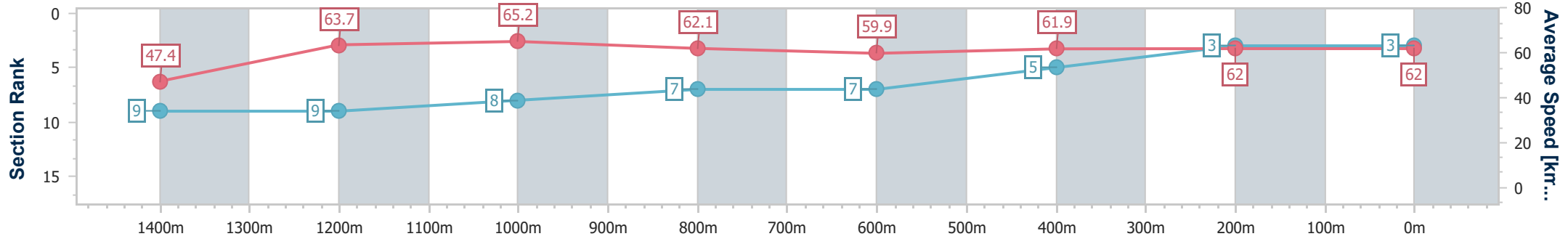


Aquis Park Gold Coast Poly QLD Professional  
 Race 5: VANTAGE WINDOWS & DOORS BENCHMARK 58  
 Handicap - 1540m  
 22 June 2024 - 14:54



Track Rating: Synthetic, Weather: Overcast, Rail Position: True

Section	Overall	1400m	1200m	1000m	800m	600m	400m	200m
Section Times	1:32.04 [3] (0:10.63)	1:21.41 [9] (0:11.49)	1:09.92 [9] (0:11.04)	0:58.88 [8] (0:11.62)	0:47.26 [7] (0:12.09)	0:35.17 [7] (0:11.78)	0:23.39 [5] (0:11.69)	0:11.70 [3] (0:11.70)
Average Speed [km/h]	47.4	63.7	65.2	62.1	59.9	61.9	62.0	62.0
Top Speed [km/h]	61.4	64.3	66.4	63.2	61.3	62.1	62.5	61.7
Avg. Dist. to Rail [m]	6.4	1.8	1.9	1.4	1.0	2.0	3.0	3.4
Avg. Stride Freq. [Hz]	2.2	2.3	2.3	2.2	2.2	2.2	2.3	2.3
Avg. Stride Length [m]	6.0	7.6	7.9	7.8	7.6	7.7	7.5	7.5



- [ ] Ranking at each section and finish
- .-.- No data available at this section
- NA No data available



Horse/Jockey Name	Midnight Boom
Final Rank	4
Fastest Section Time (Section)	0:10.46 (Overall)
Top Speed [km/h] (Section)	67.2 (1200m)
Race State	Finished

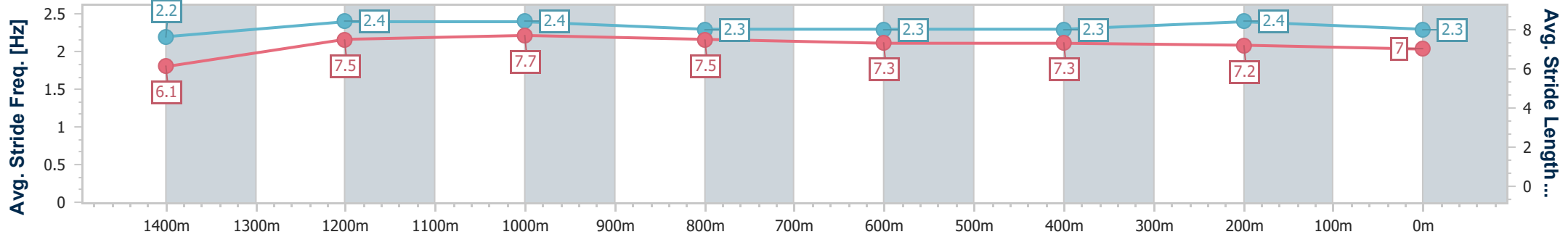
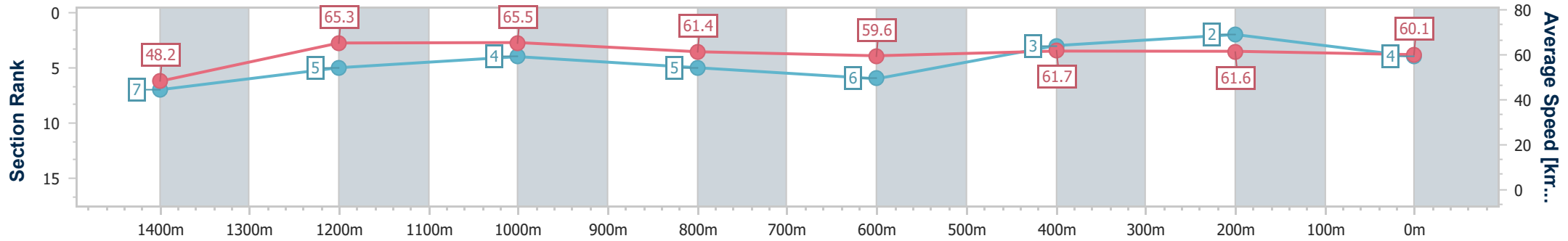


Aquis Park Gold Coast Poly QLD Professional  
 Race 5: VANTAGE WINDOWS & DOORS BENCHMARK 58  
 Handicap - 1540m  
 22 June 2024 - 14:54



Track Rating: Synthetic, Weather: Overcast, Rail Position: True

Section	Overall	1400m	1200m	1000m	800m	600m	400m	200m
Section Times	1:32.33 [4] (0:10.46)	1:21.87 [7] (0:11.35)	1:10.52 [5] (0:10.97)	0:59.55 [4] (0:11.83)	0:47.72 [5] (0:12.19)	0:35.53 [6] (0:11.73)	0:23.80 [3] (0:11.76)	0:12.04 [2] (0:12.04)
Average Speed [km/h]	48.2	65.3	65.5	61.4	59.6	61.7	61.6	60.1
Top Speed [km/h]	64.5	66.2	67.2	63.4	60.4	62.9	62.8	60.7
Avg. Dist. to Rail [m]	7.9	3.8	3.3	2.4	1.6	1.8	2.3	4.7
Avg. Stride Freq. [Hz]	2.2	2.4	2.4	2.3	2.3	2.3	2.4	2.3
Avg. Stride Length [m]	6.1	7.5	7.7	7.5	7.3	7.3	7.2	7.0



- [ ] Ranking at each section and finish
- .-.- No data available at this section
- NA No data available



Horse/Jockey Name	Birmingham
Final Rank	5
Fastest Section Time (Section)	0:10.40 (Overall)
Top Speed [km/h] (Section)	65.6 (1200m)
Race State	Finished

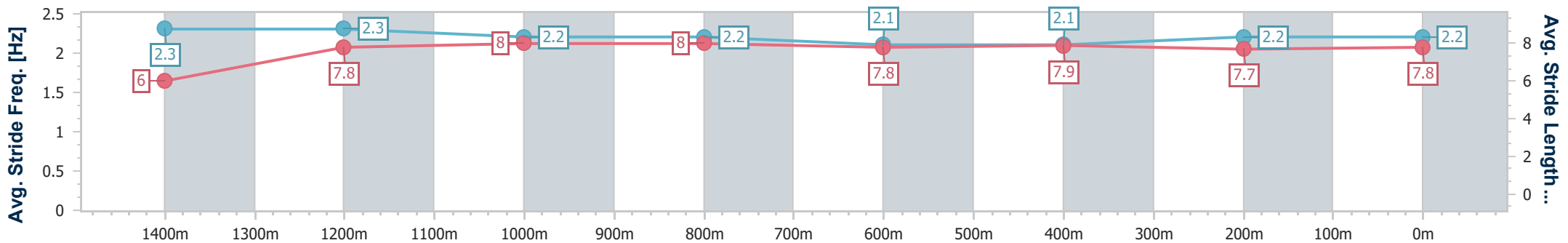
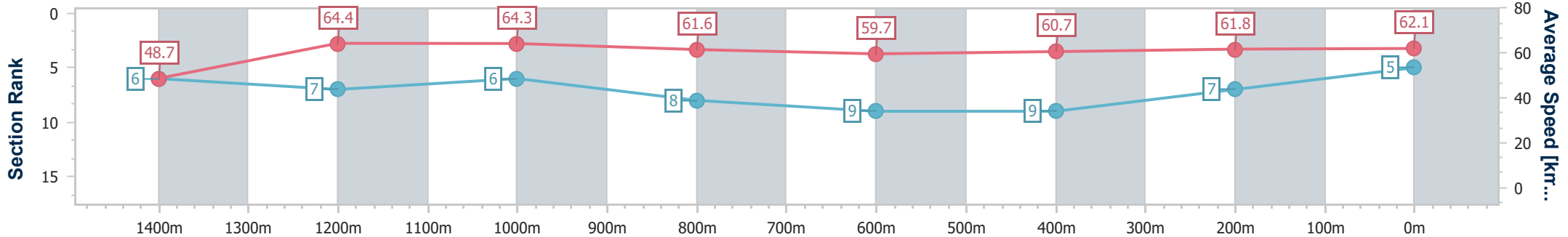


Aquis Park Gold Coast Poly QLD Professional  
 Race 5: VANTAGE WINDOWS & DOORS BENCHMARK 58  
 Handicap - 1540m  
 22 June 2024 - 14:54



Track Rating: Synthetic, Weather: Overcast, Rail Position: True

Section	Overall	1400m	1200m	1000m	800m	600m	400m	200m
Section Times	1:32.39 [5] (0:10.40)	1:21.99 [6] (0:11.43)	1:10.56 [7] (0:11.20)	0:59.36 [6] (0:11.76)	0:47.60 [8] (0:12.18)	0:35.42 [9] (0:11.97)	0:23.45 [9] (0:11.74)	0:11.71 [7] (0:11.71)
Average Speed [km/h]	48.7	64.4	64.3	61.6	59.7	60.7	61.8	62.1
Top Speed [km/h]	65.1	65.4	65.6	63.8	60.9	61.6	62.9	62.2
Avg. Dist. to Rail [m]	5.7	3.4	3.3	3.0	1.5	2.1	4.6	6.3
Avg. Stride Freq. [Hz]	2.3	2.3	2.2	2.2	2.1	2.1	2.2	2.2
Avg. Stride Length [m]	6.0	7.8	8.0	8.0	7.8	7.9	7.7	7.8



- [ ] Ranking at each section and finish
- .-.- No data available at this section
- NA No data available



Horse/Jockey Name	Pauli
Final Rank	6
Fastest Section Time (Section)	0:10.34 (Overall)
Top Speed [km/h] (Section)	66.9 (1400m)
Race State	Finished

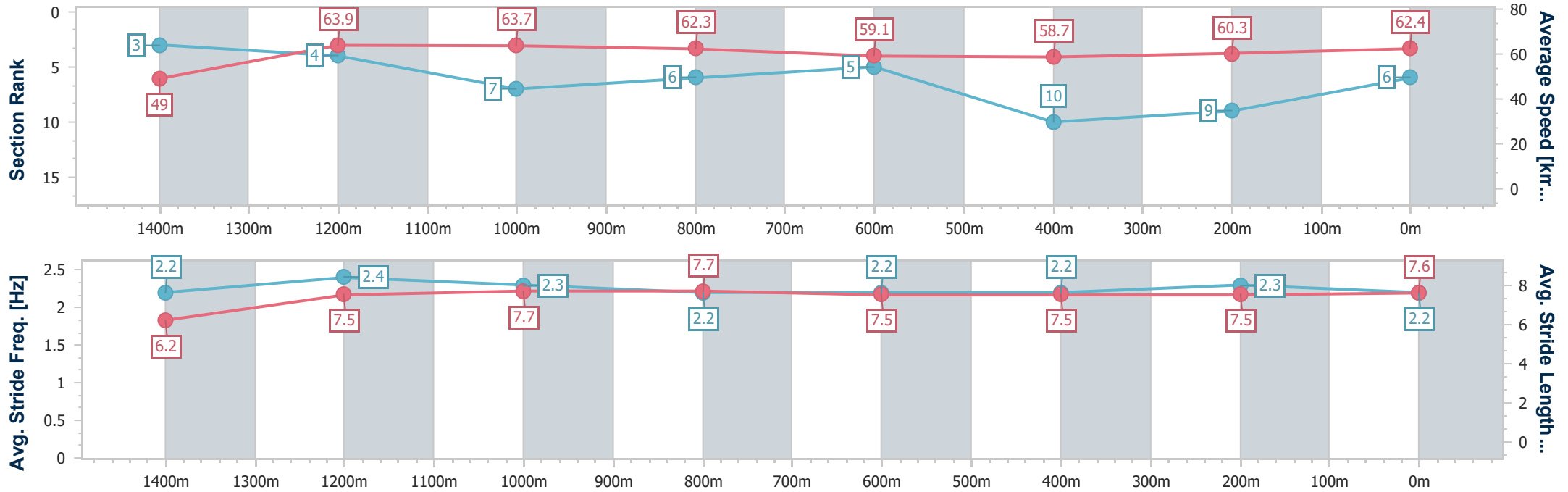


Aquis Park Gold Coast Poly QLD Professional  
 Race 5: VANTAGE WINDOWS & DOORS BENCHMARK 58  
 Handicap - 1540m  
 22 June 2024 - 14:54



Track Rating: Synthetic, Weather: Overcast, Rail Position: True

Section	Overall	1400m	1200m	1000m	800m	600m	400m	200m
Section Times	1:32.53 [6] (0:10.34)	1:22.19 [3] (0:11.39)	1:10.80 [4] (0:11.31)	0:59.49 [7] (0:11.60)	0:47.89 [6] (0:12.11)	0:35.78 [5] (0:12.24)	0:23.54 [10] (0:11.96)	0:11.58 [9] (0:11.58)
Average Speed [km/h]	49.0	63.9	63.7	62.3	59.1	58.7	60.3	62.4
Top Speed [km/h]	66.6	66.9	64.2	63.5	60.5	60.7	61.7	62.0
Avg. Dist. to Rail [m]	3.0	1.8	1.3	0.5	0.8	0.7	2.8	6.9
Avg. Stride Freq. [Hz]	2.2	2.4	2.3	2.2	2.2	2.2	2.3	2.2
Avg. Stride Length [m]	6.2	7.5	7.7	7.7	7.5	7.5	7.5	7.6



- [ ] Ranking at each section and finish
- .-.- No data available at this section
- NA No data available



Horse/Jockey Name	Gregarious
Final Rank	7
Fastest Section Time (Section)	0:10.17 (Overall)
Top Speed [km/h] (Section)	67.2 (1400m)
Race State	Finished

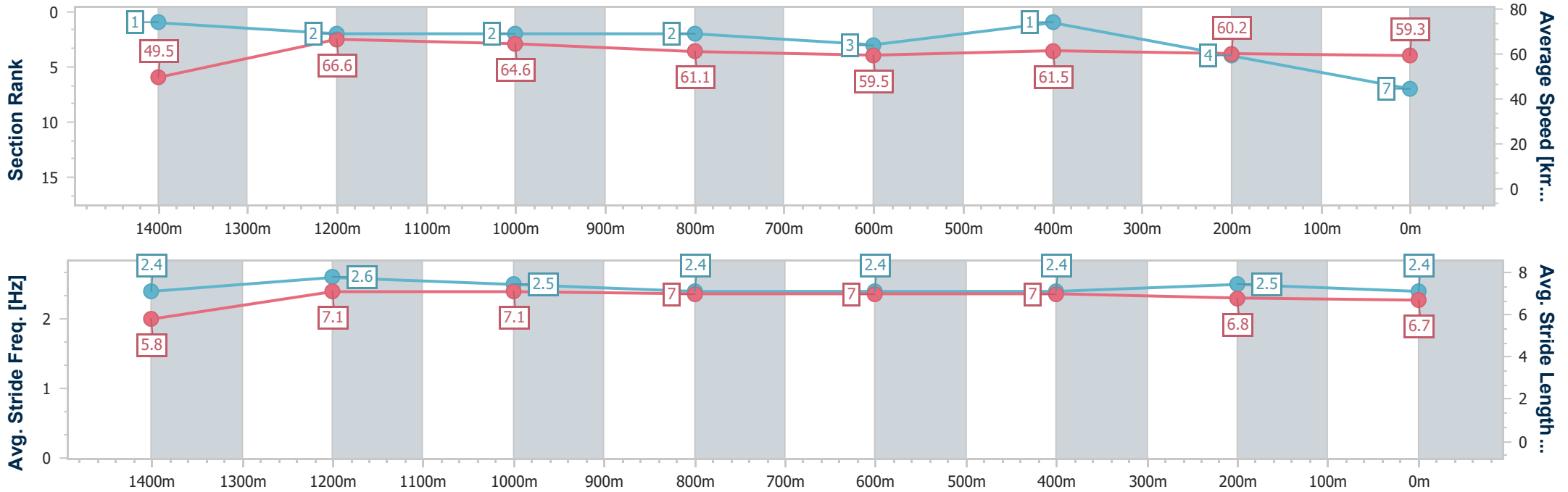


Aquis Park Gold Coast Poly QLD Professional  
 Race 5: VANTAGE WINDOWS & DOORS BENCHMARK 58  
 Handicap - 1540m  
 22 June 2024 - 14:54



Track Rating: Synthetic, Weather: Overcast, Rail Position: True

Section	Overall	1400m	1200m	1000m	800m	600m	400m	200m
Section Times	1:32.54 [7] (0:10.17)	1:22.37 [1] (0:11.19)	1:11.18 [2] (0:11.13)	1:00.05 [2] (0:11.89)	0:48.16 [2] (0:12.24)	0:35.92 [3] (0:11.76)	0:24.16 [1] (0:11.98)	0:12.18 [4] (0:12.18)
Average Speed [km/h]	49.5	66.6	64.6	61.1	59.5	61.5	60.2	59.3
Top Speed [km/h]	66.6	67.2	66.0	63.2	61.8	62.8	60.6	60.1
Avg. Dist. to Rail [m]	10.9	4.2	3.2	3.2	1.9	1.2	1.1	2.1
Avg. Stride Freq. [Hz]	2.4	2.6	2.5	2.4	2.4	2.4	2.5	2.4
Avg. Stride Length [m]	5.8	7.1	7.1	7.0	7.0	7.0	6.8	6.7



- [ ] Ranking at each section and finish
- .-.- No data available at this section
- NA No data available





Horse/Jockey Name	Mister Hemsworth
Final Rank	8
Fastest Section Time (Section)	0:10.73 (Overall)
Top Speed [km/h] (Section)	66.0 (1200m)
Race State	Finished

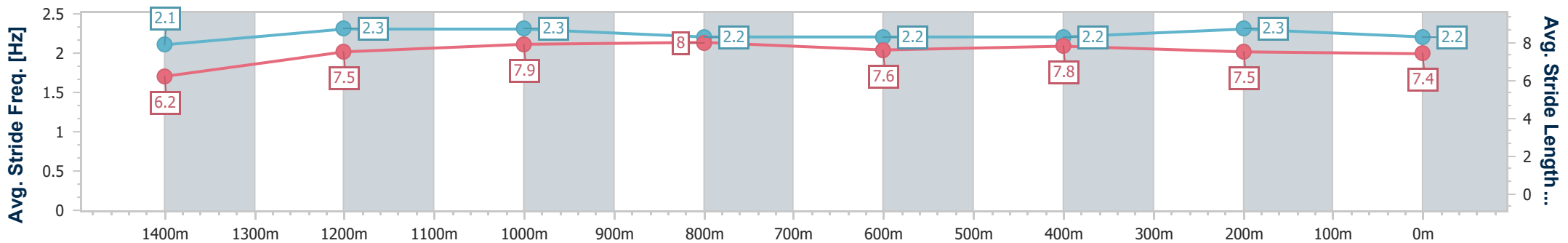
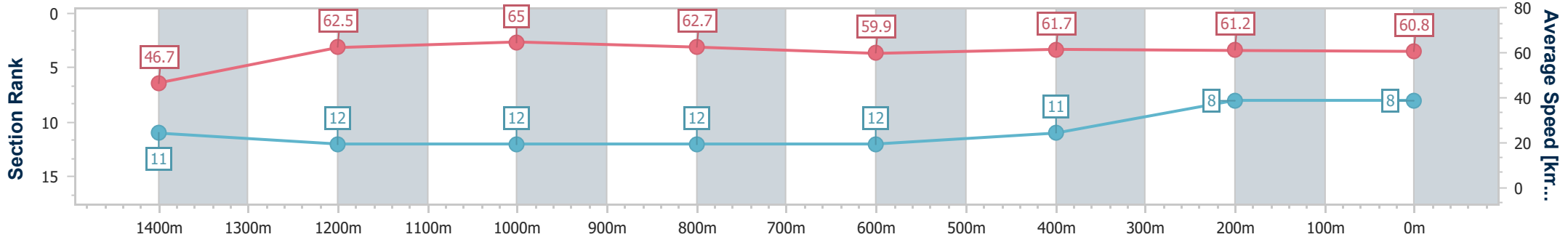


Aquis Park Gold Coast Poly QLD Professional  
 Race 5: VANTAGE WINDOWS & DOORS BENCHMARK 58  
 Handicap - 1540m  
 22 June 2024 - 14:54



Track Rating: Synthetic, Weather: Overcast, Rail Position: True

Section	Overall	1400m	1200m	1000m	800m	600m	400m	200m
Section Times	1:32.74 [8] (0:10.73)	1:22.01 [11] (0:11.73)	1:10.28 [12] (0:11.06)	0:59.22 [12] (0:11.56)	0:47.66 [12] (0:12.14)	0:35.52 [12] (0:11.79)	0:23.73 [11] (0:11.86)	0:11.87 [8] (0:11.87)
Average Speed [km/h]	46.7	62.5	65.0	62.7	59.9	61.7	61.2	60.8
Top Speed [km/h]	63.7	64.0	66.0	64.1	61.1	62.5	62.4	60.9
Avg. Dist. to Rail [m]	4.2	2.1	2.6	2.4	1.8	2.0	5.0	7.1
Avg. Stride Freq. [Hz]	2.1	2.3	2.3	2.2	2.2	2.2	2.3	2.2
Avg. Stride Length [m]	6.2	7.5	7.9	8.0	7.6	7.8	7.5	7.4



- [ ] Ranking at each section and finish
- .-.- No data available at this section
- NA No data available



Horse/Jockey Name	Better Strings
Final Rank	9
Fastest Section Time (Section)	0:10.71 (Overall)
Top Speed [km/h] (Section)	65.0 (1400m)
Race State	Finished

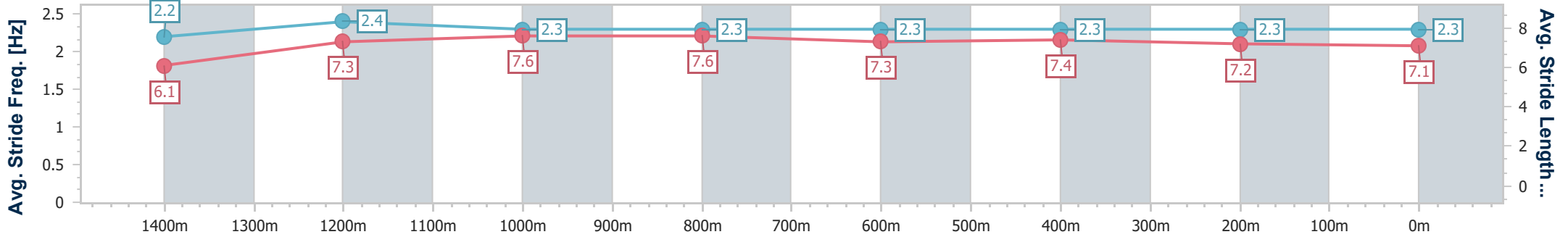
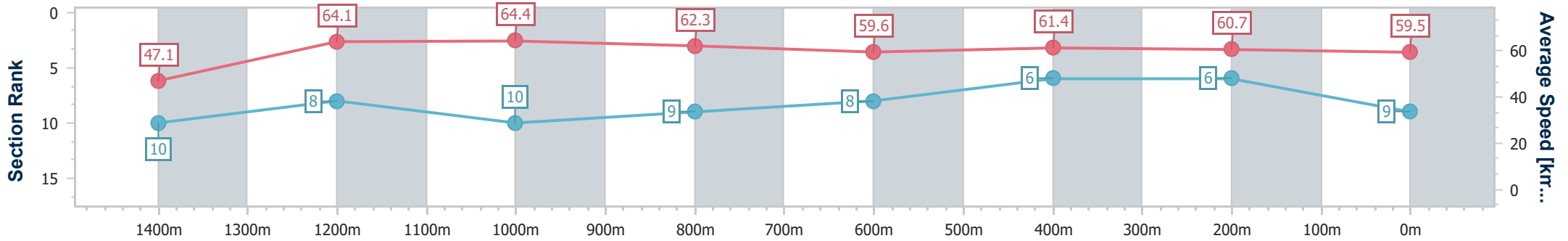


Aquis Park Gold Coast Poly QLD Professional  
 Race 5: VANTAGE WINDOWS & DOORS BENCHMARK 58  
 Handicap - 1540m  
 22 June 2024 - 14:54



Track Rating: Synthetic, Weather: Overcast, Rail Position: True

Section	Overall	1400m	1200m	1000m	800m	600m	400m	200m
Section Times	1:32.75 [9] (0:10.71)	1:22.04 [10] (0:11.32)	1:10.72 [8] (0:11.21)	0:59.51 [10] (0:11.56)	0:47.95 [9] (0:12.12)	0:35.83 [8] (0:11.78)	0:24.05 [6] (0:11.89)	0:12.16 [6] (0:12.16)
Average Speed [km/h]	47.1	64.1	64.4	62.3	59.6	61.4	60.7	59.5
Top Speed [km/h]	63.1	65.0	64.7	63.3	62.0	62.3	61.7	59.7
Avg. Dist. to Rail [m]	1.6	1.0	1.8	1.0	0.6	0.9	1.3	2.8
Avg. Stride Freq. [Hz]	2.2	2.4	2.3	2.3	2.3	2.3	2.3	2.3
Avg. Stride Length [m]	6.1	7.3	7.6	7.6	7.3	7.4	7.2	7.1



- [ ] Ranking at each section and finish
- .-.- No data available at this section
- NA No data available



Horse/Jockey Name	Mariposa
Final Rank	10
Fastest Section Time (Section)	0:10.51 (Overall)
Top Speed [km/h] (Section)	67.0 (1200m)
Race State	Finished

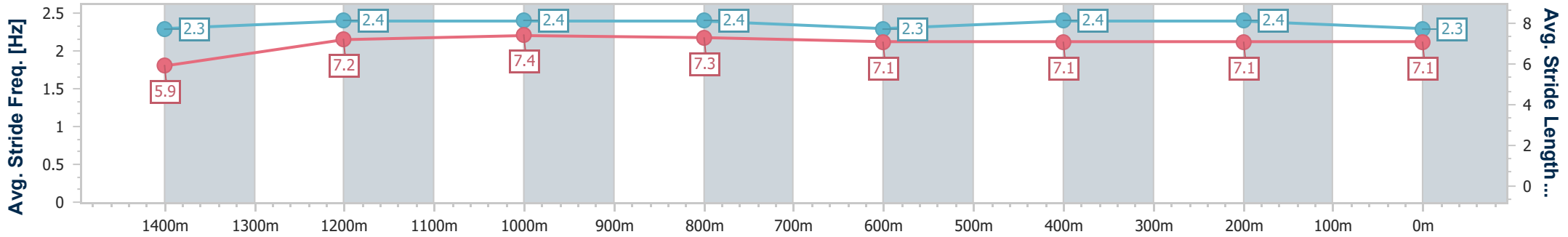
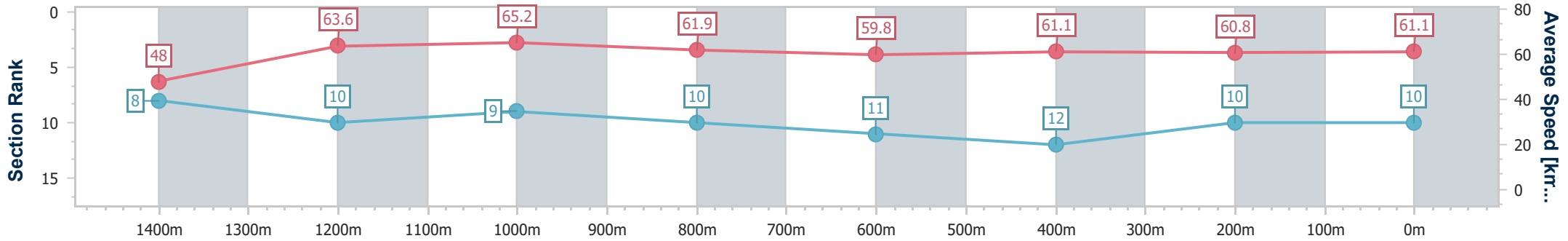


Aquis Park Gold Coast Poly QLD Professional  
 Race 5: VANTAGE WINDOWS & DOORS BENCHMARK 58  
 Handicap - 1540m  
 22 June 2024 - 14:54



Track Rating: Synthetic, Weather: Overcast, Rail Position: True

Section	Overall	1400m	1200m	1000m	800m	600m	400m	200m
Section Times	1:32.95 [10] (0:10.51)	1:22.44 [8] (0:11.68)	1:10.76 [10] (0:11.05)	0:59.71 [9] (0:11.70)	0:48.01 [10] (0:12.16)	0:35.85 [11] (0:12.01)	0:23.84 [12] (0:11.96)	0:11.88 [10] (0:11.88)
Average Speed [km/h]	48.0	63.6	65.2	61.9	59.8	61.1	60.8	61.1
Top Speed [km/h]	63.0	65.2	67.0	63.4	60.6	62.2	61.5	62.1
Avg. Dist. to Rail [m]	7.6	3.8	3.0	2.4	2.2	3.9	5.5	7.7
Avg. Stride Freq. [Hz]	2.3	2.4	2.4	2.4	2.3	2.4	2.4	2.3
Avg. Stride Length [m]	5.9	7.2	7.4	7.3	7.1	7.1	7.1	7.1



- [ ] Ranking at each section and finish
- .-.- No data available at this section
- NA No data available



Horse/Jockey Name	Paballo
Final Rank	11
Fastest Section Time (Section)	0:10.24 (Overall)
Top Speed [km/h] (Section)	66.9 (1400m)
Race State	Finished

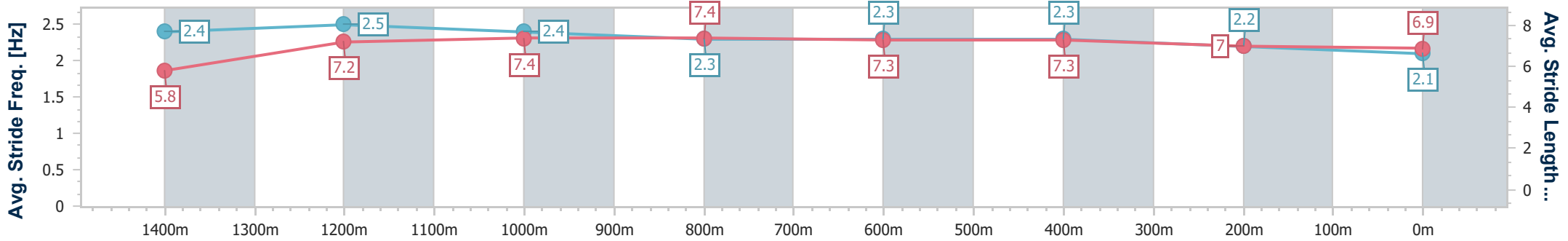
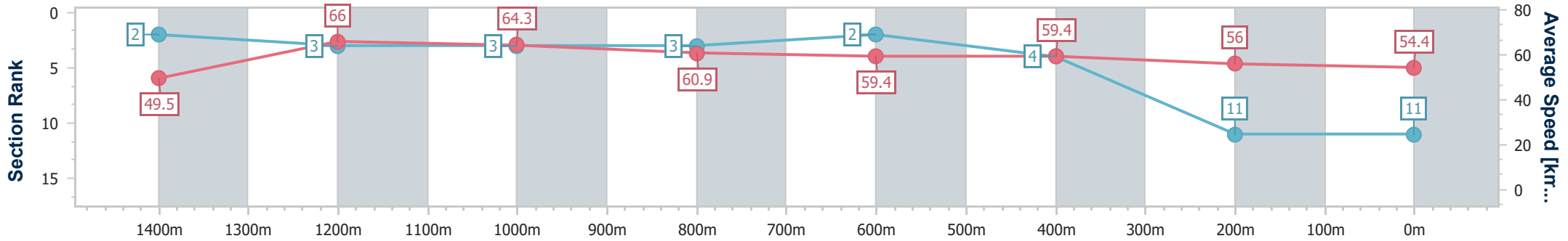


Aquis Park Gold Coast Poly QLD Professional  
 Race 5: VANTAGE WINDOWS & DOORS BENCHMARK 58  
 Handicap - 1540m  
 22 June 2024 - 14:54



Track Rating: Synthetic, Weather: Overcast, Rail Position: True

Section	Overall	1400m	1200m	1000m	800m	600m	400m	200m
Section Times	1:34.79 [11] (0:10.24)	1:24.55 [2] (0:11.13)	1:13.42 [3] (0:11.20)	1:02.22 [3] (0:11.88)	0:50.34 [3] (0:12.06)	0:38.28 [2] (0:12.10)	0:26.18 [4] (0:12.87)	0:13.31 [11] (0:13.31)
Average Speed [km/h]	49.5	66.0	64.3	60.9	59.4	59.4	56.0	54.4
Top Speed [km/h]	65.3	66.9	66.0	62.2	60.2	61.0	57.3	55.5
Avg. Dist. to Rail [m]	9.8	2.7	1.8	1.6	0.7	0.4	1.8	3.9
Avg. Stride Freq. [Hz]	2.4	2.5	2.4	2.3	2.3	2.3	2.2	2.1
Avg. Stride Length [m]	5.8	7.2	7.4	7.4	7.3	7.3	7.0	6.9



- [ ] Ranking at each section and finish
- .-.- No data available at this section
- NA No data available



Horse/Jockey Name	Real Mint
Final Rank	12
Fastest Section Time (Section)	0:10.37 (Overall)
Top Speed [km/h] (Section)	68.2 (1200m)
Race State	Finished

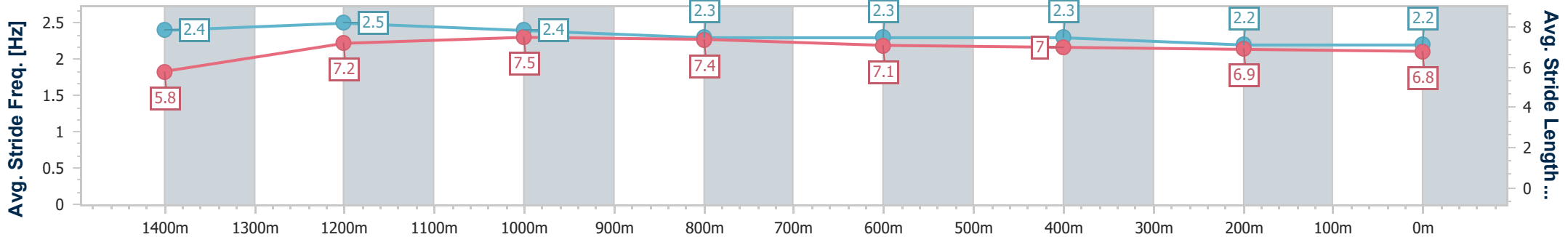
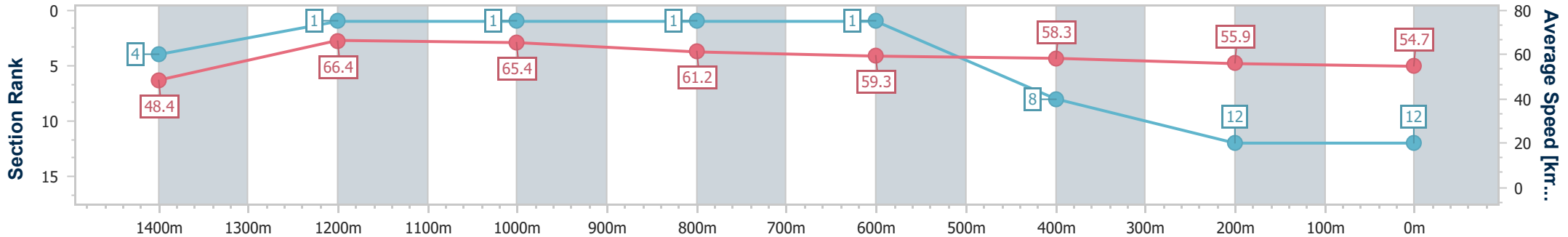


Aquis Park Gold Coast Poly QLD Professional  
 Race 5: VANTAGE WINDOWS & DOORS BENCHMARK 58  
 Handicap - 1540m  
 22 June 2024 - 14:54



Track Rating: Synthetic, Weather: Overcast, Rail Position: True

Section	Overall	1400m	1200m	1000m	800m	600m	400m	200m
Section Times	1:34.97 [12] (0:10.37)	1:24.60 [4] (0:10.97)	1:13.63 [1] (0:10.97)	1:02.66 [1] (0:11.75)	0:50.91 [1] (0:12.30)	0:38.61 [1] (0:12.55)	0:26.06 [8] (0:12.94)	0:13.12 [12] (0:13.12)
Average Speed [km/h]	48.4	66.4	65.4	61.2	59.3	58.3	55.9	54.7
Top Speed [km/h]	65.3	67.4	68.2	63.5	60.4	59.8	56.6	55.2
Avg. Dist. to Rail [m]	1.2	1.4	1.3	0.4	2.6	3.4	1.5	0.5
Avg. Stride Freq. [Hz]	2.4	2.5	2.4	2.3	2.3	2.3	2.2	2.2
Avg. Stride Length [m]	5.8	7.2	7.5	7.4	7.1	7.0	6.9	6.8



- [ ] Ranking at each section and finish
- .-.- No data available at this section
- NA No data available



**Aquis Park Gold Coast Poly QLD Professional**  
**Race 6: WESBEAM WINTER SPRINTERS SERIES - HEAT - BENCHMARK**  
**78 Handicap - 1200m**  
**22 June 2024 - 15:34**



Track Rating: Synthetic, Weather: Overcast, Rail Position: True

Section		Overall	1000m	800m	600m	400m	200m	Last 600m					
Field Times		1:08.10 (0:13.31)	0:54.79 (0:10.45)	0:44.34 (0:10.64)	0:33.70 (0:10.86)	0:22.84 (0:11.29)	0:11.55 (0:11.55)	0:33.70					
Rank	TAB Horse/Jockey	Barrier	Top Speed [km/h]	Fastest Section							Margin	Distance Travelled [m]	
1	2 RALPHIE Noel Callow	2	69.3 1000m	0:10.57 1000m	1:08.10 [1] (0:13.75)	0:54.35 [6] (0:10.57)	0:43.78 [4] (0:10.61)	0:33.17 [4] (0:10.63)	0:22.54 [3] (0:10.99)	0:11.55 [1] (0:11.55)	1:08.10	0:33.17	
2	3 JAMAICAN RUMBA Cody Collis	3	69.4 800m	0:10.45 1000m	1:08.70 [2] (0:13.31)	0:55.39 [1] (0:10.45)	0:44.94 [1] (0:10.64)	0:34.30 [1] (0:10.86)	0:23.44 [1] (0:11.32)	0:12.12 [2] (0:12.12)	3.5L	0:34.30	-3
3	10 BLUESTONE LANE Kirk Matheson	7	69.4 800m	0:10.65 800m	1:08.84 [3] (0:13.92)	0:54.92 [8] (0:10.83)	0:44.09 [8] (0:10.65)	0:33.44 [7] (0:10.78)	0:22.66 [6] (0:11.18)	0:11.48 [5] (0:11.48)	4.3L	0:33.44	+2
4	6 THE BILLIONAIRE Jai Williams	4	68.6 800m	0:10.51 1000m	1:08.86 [4] (0:13.34)	0:55.52 [2] (0:10.51)	0:45.01 [2] (0:10.68)	0:34.33 [2] (0:10.78)	0:23.55 [2] (0:11.45)	0:12.10 [3] (0:12.10)	4.4L	0:34.33	+8
5	7 BANDIT Shania Willis	1	69.2 600m	0:10.65 1000m	1:09.07 [5] (0:13.85)	0:55.22 [7] (0:10.65)	0:44.57 [7] (0:10.75)	0:33.82 [5] (0:10.84)	0:22.98 [5] (0:11.25)	0:11.73 [4] (0:11.73)	5.7L	0:33.82	-1
6	1 MILL ROSSA Corey Sutherland	5	68.1 600m	0:10.82 1000m	1:09.59 [6] (0:13.57)	0:56.02 [3] (0:10.82)	0:45.20 [5] (0:11.04)	0:34.16 [8] (0:10.86)	0:23.30 [8] (0:11.30)	0:12.00 [7] (0:12.00)	8.7L	0:34.16	+8
7	4 MAGNETIC Micheal Hellyer	10	69.1 1000m	0:10.53 1000m	1:09.67 [7] (0:13.60)	0:56.07 [4] (0:10.53)	0:45.54 [3] (0:10.64)	0:34.90 [3] (0:11.02)	0:23.88 [4] (0:11.59)	0:12.29 [6] (0:12.29)	9.1L	0:34.90	+3
8	8 TANKER Matthew Palmer	6	69.4 1000m	0:10.75 1000m	1:09.89 [8] (0:13.74)	0:56.15 [5] (0:10.75)	0:45.40 [6] (0:10.78)	0:34.62 [6] (0:11.01)	0:23.61 [7] (0:11.61)	0:12.00 [8] (0:12.00)	10.4L	0:34.62	-1

Scratched: Vetta Velocita (#12), Pernel (#9), Fenton (#13), Burning Bell (#5), Mio Sorrento (#11)



Horse/Jockey Name	Ralphie
Final Rank	1
Fastest Section Time (Section)	0:10.57 (1000m)
Top Speed [km/h] (Section)	69.3 (1000m)
Race State	Finished



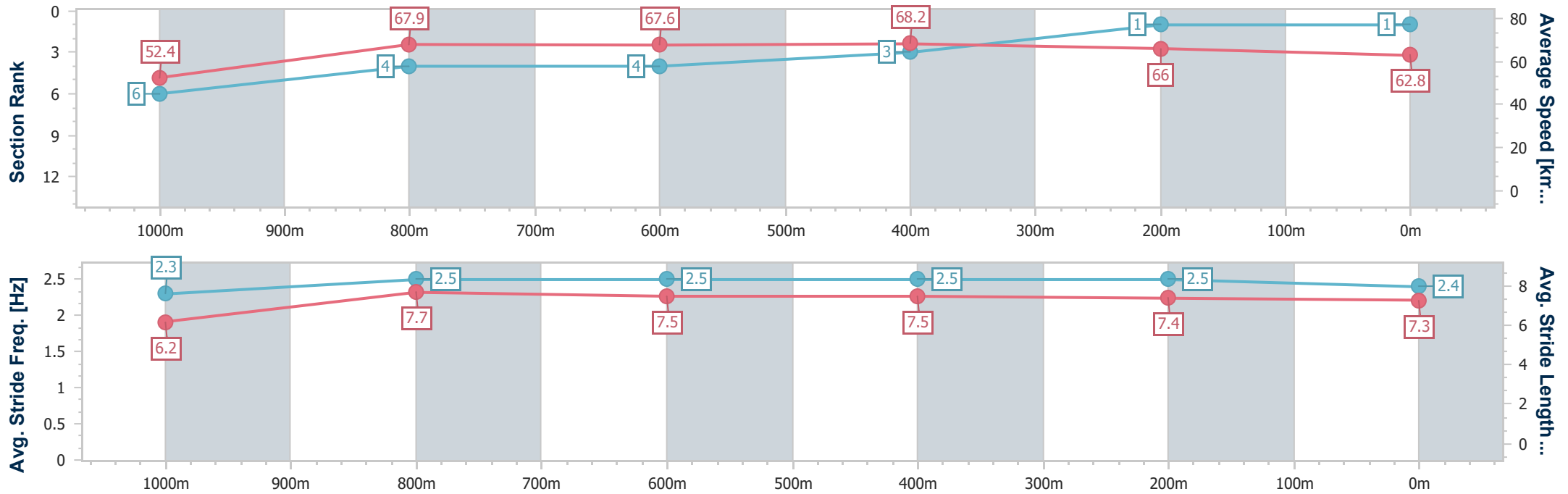
Aquis Park Gold Coast Poly QLD Professional  
 Race 6: WESBEAM WINTER SPRINTERS SERIES - HEAT -  
 BENCHMARK 78 Handicap - 1200m



22 June 2024 - 15:34

Track Rating: Synthetic, Weather: Overcast, Rail Position: True

Section	Overall	1000m	800m	600m	400m	200m
Section Times	1:08.10 [1] (0:13.75)	0:54.35 [6] (0:10.57)	0:43.78 [4] (0:10.61)	0:33.17 [4] (0:10.63)	0:22.54 [3] (0:10.99)	0:11.55 [1] (0:11.55)
Average Speed [km/h]	52.4	67.9	67.6	68.2	66.0	62.8
Top Speed [km/h]	67.6	69.3	68.6	69.1	67.1	64.6
Avg. Dist. to Rail [m]	1.3	0.3	0.7	1.1	2.3	0.5
Avg. Stride Freq. [Hz]	2.3	2.5	2.5	2.5	2.5	2.4
Avg. Stride Length [m]	6.2	7.7	7.5	7.5	7.4	7.3



- [ ] Ranking at each section and finish
- .-.- No data available at this section
- NA No data available



Horse/Jockey Name	Jamaican Rumba
Final Rank	2
Fastest Section Time (Section)	0:10.45 (1000m)
Top Speed [km/h] (Section)	69.4 (800m)
Race State	Finished



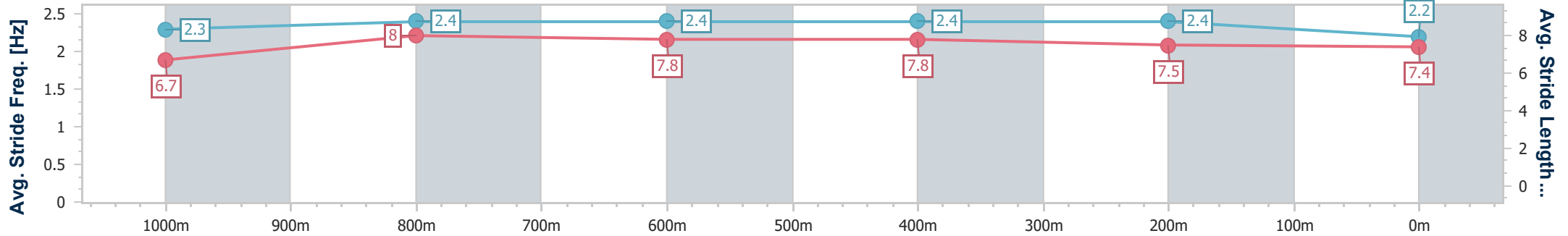
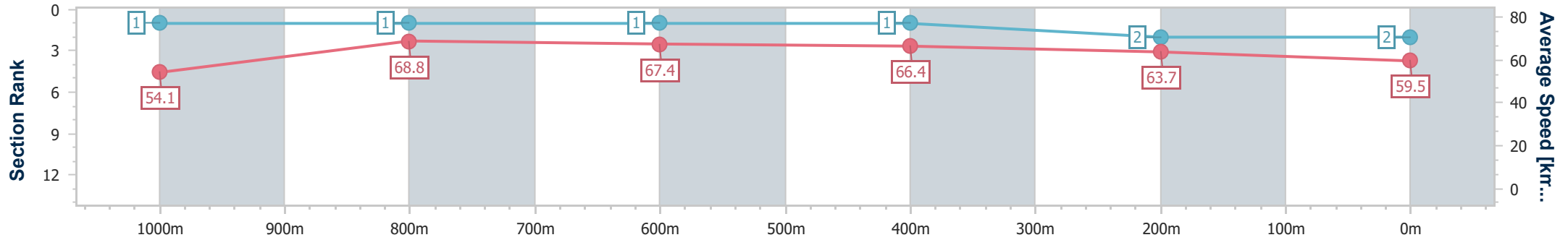
Aquis Park Gold Coast Poly QLD Professional  
Race 6: WESBEAM WINTER SPRINTERS SERIES - HEAT -  
BENCHMARK 78 Handicap - 1200m



22 June 2024 - 15:34

Track Rating: Synthetic, Weather: Overcast, Rail Position: True

Section	Overall	1000m	800m	600m	400m	200m
Section Times	1:08.70 [2] (0:13.31)	0:55.39 [1] (0:10.45)	0:44.94 [1] (0:10.64)	0:34.30 [1] (0:10.86)	0:23.44 [1] (0:11.32)	0:12.12 [2] (0:12.12)
Average Speed [km/h]	54.1	68.8	67.4	66.4	63.7	59.5
Top Speed [km/h]	67.6	69.4	69.4	67.7	64.6	62.5
Avg. Dist. to Rail [m]	0.8	0.9	0.9	0.8	0.5	0.7
Avg. Stride Freq. [Hz]	2.3	2.4	2.4	2.4	2.4	2.2
Avg. Stride Length [m]	6.7	8.0	7.8	7.8	7.5	7.4



- [ ] Ranking at each section and finish
- .-.- No data available at this section
- NA No data available





Horse/Jockey Name	Bluestone Lane
Final Rank	3
Fastest Section Time (Section)	0:10.65 (800m)
Top Speed [km/h] (Section)	69.4 (800m)
Race State	Finished



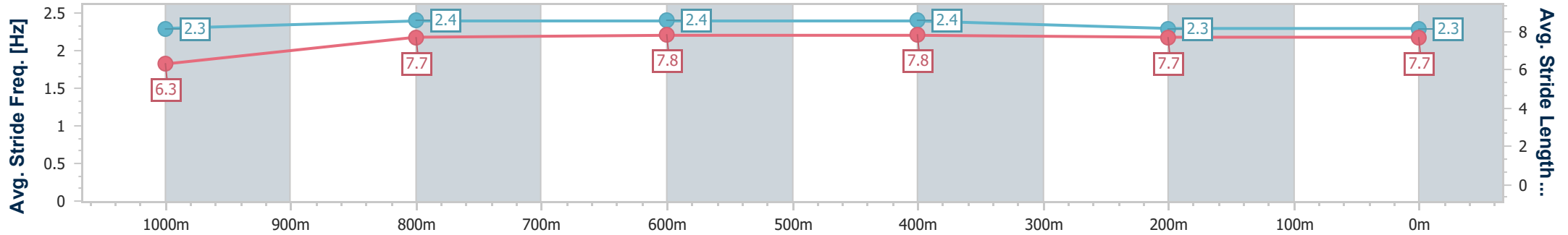
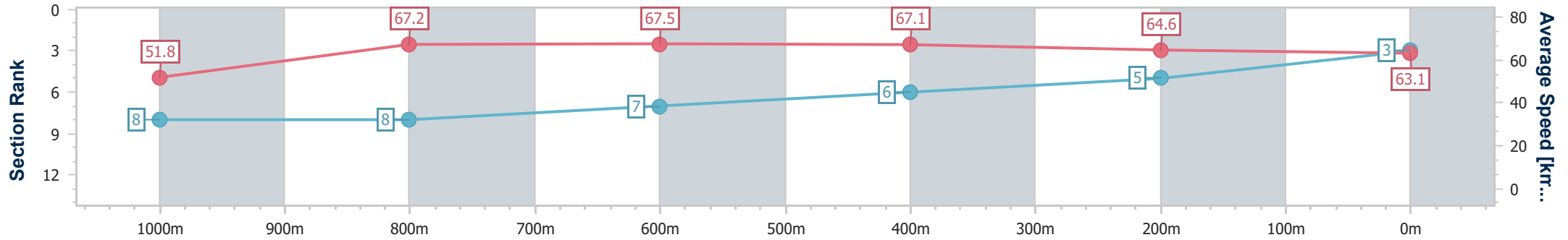
Aquis Park Gold Coast Poly QLD Professional  
 Race 6: WESBEAM WINTER SPRINTERS SERIES - HEAT -  
 BENCHMARK 78 Handicap - 1200m



22 June 2024 - 15:34

Track Rating: Synthetic, Weather: Overcast, Rail Position: True

Section	Overall	1000m	800m	600m	400m	200m
Section Times	1:08.84 [3] (0:13.92)	0:54.92 [8] (0:10.83)	0:44.09 [8] (0:10.65)	0:33.44 [7] (0:10.78)	0:22.66 [6] (0:11.18)	0:11.48 [5] (0:11.48)
Average Speed [km/h]	51.8	67.2	67.5	67.1	64.6	63.1
Top Speed [km/h]	66.7	68.2	69.4	69.1	65.6	64.7
Avg. Dist. to Rail [m]	5.3	3.1	0.6	0.8	1.3	2.8
Avg. Stride Freq. [Hz]	2.3	2.4	2.4	2.4	2.3	2.3
Avg. Stride Length [m]	6.3	7.7	7.8	7.8	7.7	7.7



- [ ] Ranking at each section and finish
- .-.- No data available at this section
- NA No data available



Horse/Jockey Name	The Billionaire
Final Rank	4
Fastest Section Time (Section)	0:10.51 (1000m)
Top Speed [km/h] (Section)	68.6 (800m)
Race State	Finished



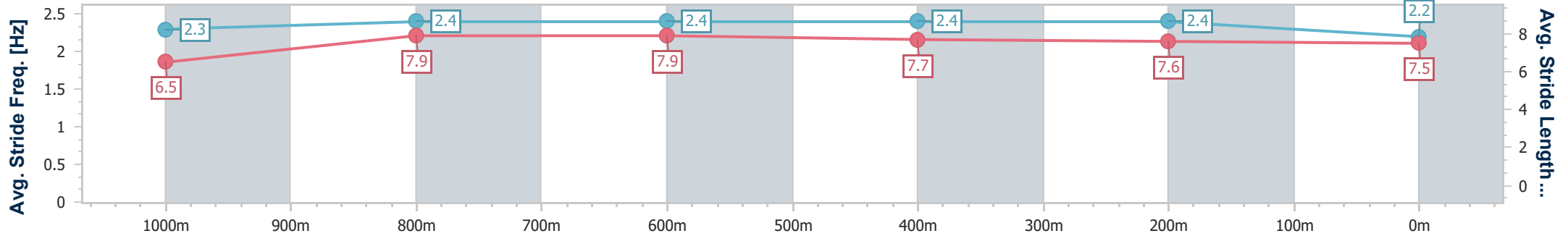
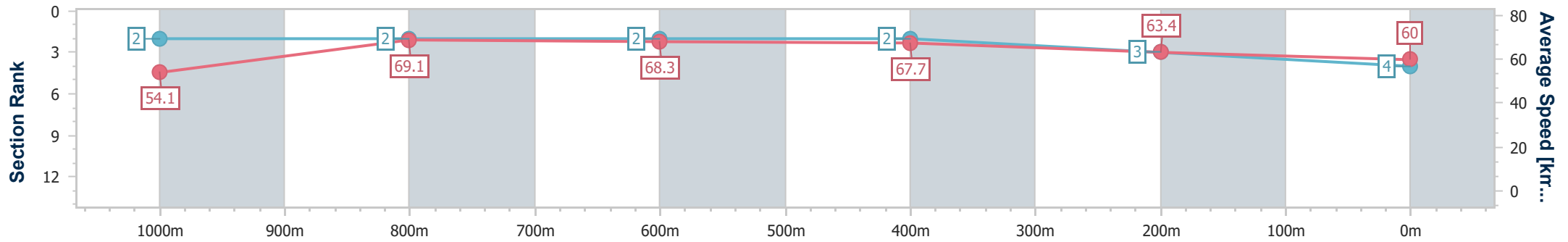
Aquis Park Gold Coast Poly QLD Professional  
 Race 6: WESBEAM WINTER SPRINTERS SERIES - HEAT -  
 BENCHMARK 78 Handicap - 1200m



22 June 2024 - 15:34

Track Rating: Synthetic, Weather: Overcast, Rail Position: True

Section	Overall	1000m	800m	600m	400m	200m
Section Times	1:08.86 [4] (0:13.34)	0:55.52 [2] (0:10.51)	0:45.01 [2] (0:10.68)	0:34.33 [2] (0:10.78)	0:23.55 [2] (0:11.45)	0:12.10 [3] (0:12.10)
Average Speed [km/h]	54.1	69.1	68.3	67.7	63.4	60.0
Top Speed [km/h]	67.8	67.9	68.6	68.4	63.4	62.2
Avg. Dist. to Rail [m]	2.5	1.4	0.6	0.6	0.8	1.9
Avg. Stride Freq. [Hz]	2.3	2.4	2.4	2.4	2.4	2.2
Avg. Stride Length [m]	6.5	7.9	7.9	7.7	7.6	7.5



- [ ] Ranking at each section and finish
- .-.- No data available at this section
- NA No data available



Horse/Jockey Name	Bandit
Final Rank	5
Fastest Section Time (Section)	0:10.65 (1000m)
Top Speed [km/h] (Section)	69.2 (600m)
Race State	Finished



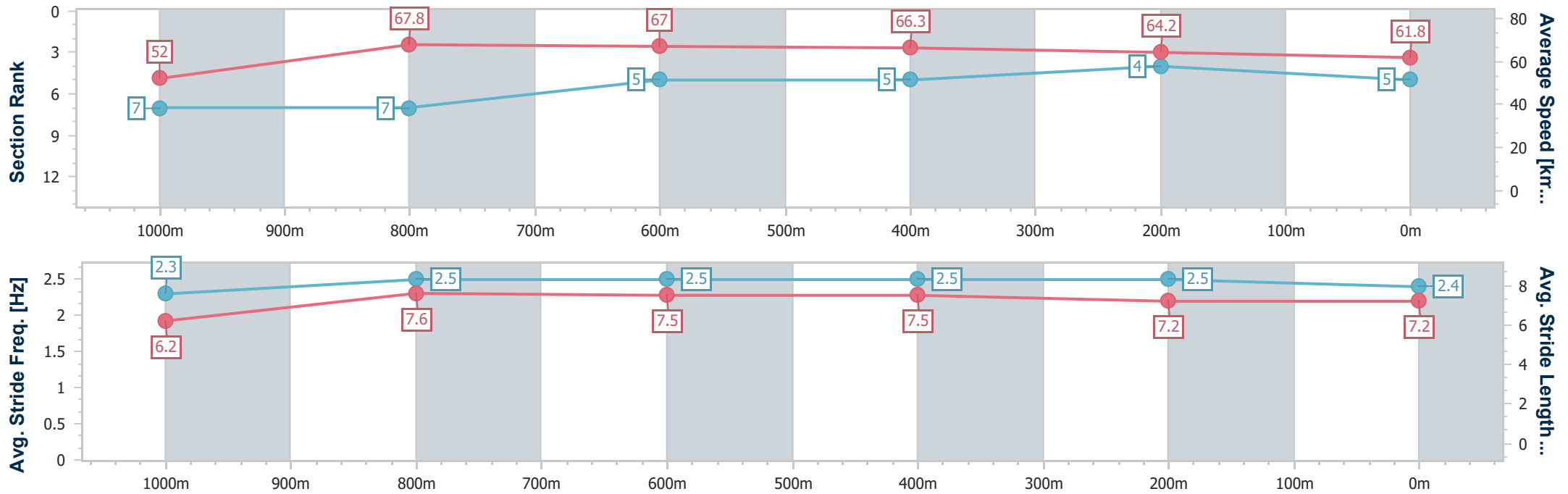
Aquis Park Gold Coast Poly QLD Professional  
Race 6: WESBEAM WINTER SPRINTERS SERIES - HEAT -  
BENCHMARK 78 Handicap - 1200m



22 June 2024 - 15:34

Track Rating: Synthetic, Weather: Overcast, Rail Position: True

Section	Overall	1000m	800m	600m	400m	200m
Section Times	1:09.07 [5] (0:13.85)	0:55.22 [7] (0:10.65)	0:44.57 [7] (0:10.75)	0:33.82 [5] (0:10.84)	0:22.98 [5] (0:11.25)	0:11.73 [4] (0:11.73)
Average Speed [km/h]	52.0	67.8	67.0	66.3	64.2	61.8
Top Speed [km/h]	67.1	69.0	69.1	69.2	65.2	65.0
Avg. Dist. to Rail [m]	0.2	0.4	0.3	0.3	1.0	0.7
Avg. Stride Freq. [Hz]	2.3	2.5	2.5	2.5	2.5	2.4
Avg. Stride Length [m]	6.2	7.6	7.5	7.5	7.2	7.2



- [ ] Ranking at each section and finish
- .-.- No data available at this section
- NA No data available



Horse/Jockey Name	Mill Rossa
Final Rank	6
Fastest Section Time (Section)	0:10.82 (1000m)
Top Speed [km/h] (Section)	68.1 (600m)
Race State	Finished



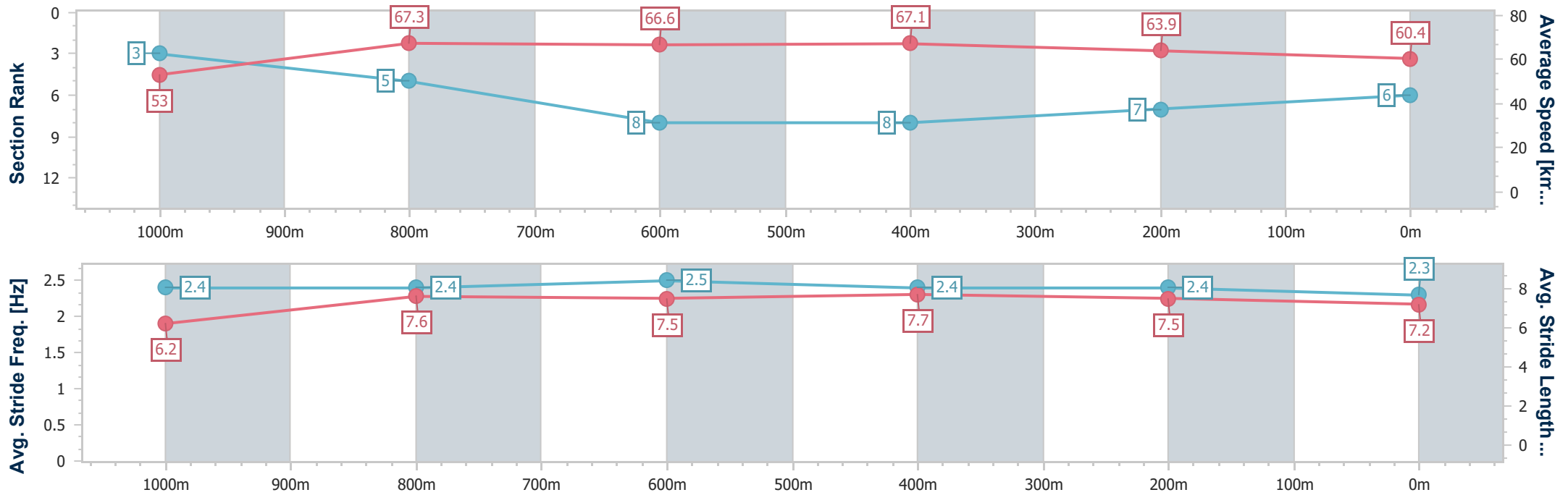
Aquis Park Gold Coast Poly QLD Professional  
 Race 6: WESBEAM WINTER SPRINTERS SERIES - HEAT -  
 BENCHMARK 78 Handicap - 1200m



22 June 2024 - 15:34

Track Rating: Synthetic, Weather: Overcast, Rail Position: True

Section	Overall	1000m	800m	600m	400m	200m
Section Times	1:09.59 [6] (0:13.57)	0:56.02 [3] (0:10.82)	0:45.20 [5] (0:11.04)	0:34.16 [8] (0:10.86)	0:23.30 [8] (0:11.30)	0:12.00 [7] (0:12.00)
Average Speed [km/h]	53.0	67.3	66.6	67.1	63.9	60.4
Top Speed [km/h]	67.2	67.8	68.1	68.1	64.8	63.3
Avg. Dist. to Rail [m]	3.9	3.3	4.1	2.6	3.1	5.7
Avg. Stride Freq. [Hz]	2.4	2.4	2.5	2.4	2.4	2.3
Avg. Stride Length [m]	6.2	7.6	7.5	7.7	7.5	7.2



- [ ] Ranking at each section and finish
- .-.- No data available at this section
- NA No data available



Horse/Jockey Name	Magnetic
Final Rank	7
Fastest Section Time (Section)	0:10.53 (1000m)
Top Speed [km/h] (Section)	69.1 (1000m)
Race State	Finished



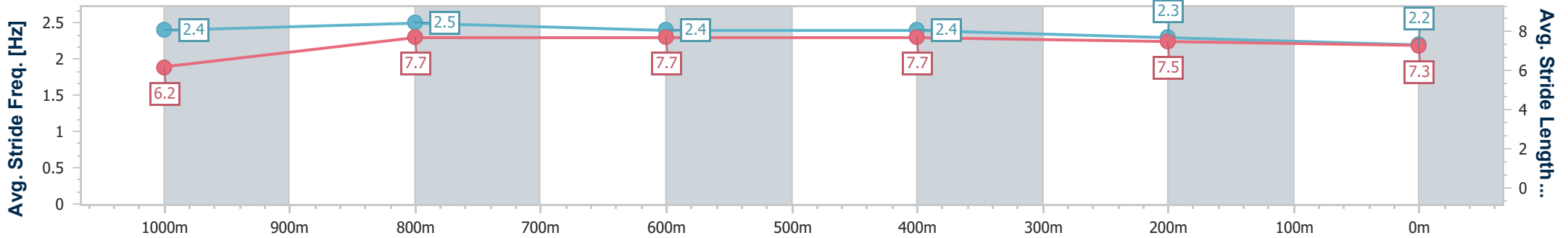
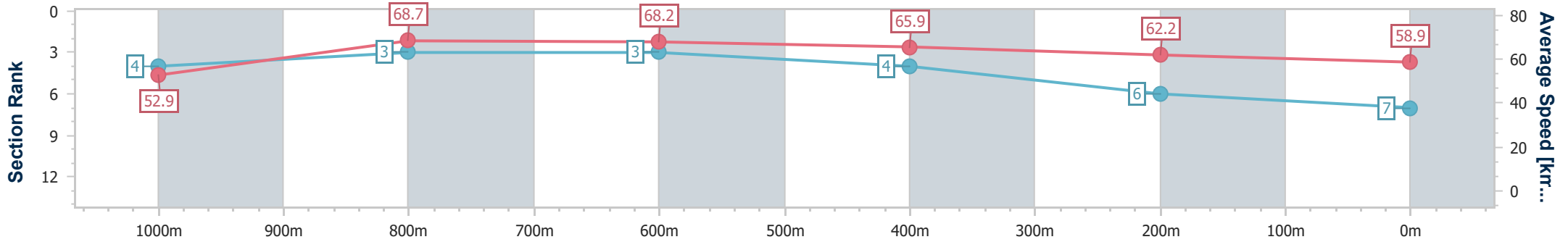
Aquis Park Gold Coast Poly QLD Professional  
 Race 6: WESBEAM WINTER SPRINTERS SERIES - HEAT -  
 BENCHMARK 78 Handicap - 1200m



22 June 2024 - 15:34

Track Rating: Synthetic, Weather: Overcast, Rail Position: True

Section	Overall	1000m	800m	600m	400m	200m
Section Times	1:09.67 [7] (0:13.60)	0:56.07 [4] (0:10.53)	0:45.54 [3] (0:10.64)	0:34.90 [3] (0:11.02)	0:23.88 [4] (0:11.59)	0:12.29 [6] (0:12.29)
Average Speed [km/h]	52.9	68.7	68.2	65.9	62.2	58.9
Top Speed [km/h]	67.8	69.1	69.0	67.6	63.3	61.1
Avg. Dist. to Rail [m]	5.5	2.9	1.4	2.2	1.5	2.6
Avg. Stride Freq. [Hz]	2.4	2.5	2.4	2.4	2.3	2.2
Avg. Stride Length [m]	6.2	7.7	7.7	7.7	7.5	7.3



- [ ] Ranking at each section and finish
- .-.- No data available at this section
- NA No data available



Horse/Jockey Name	Tanker
Final Rank	8
Fastest Section Time (Section)	0:10.75 (1000m)
Top Speed [km/h] (Section)	69.4 (1000m)
Race State	Finished



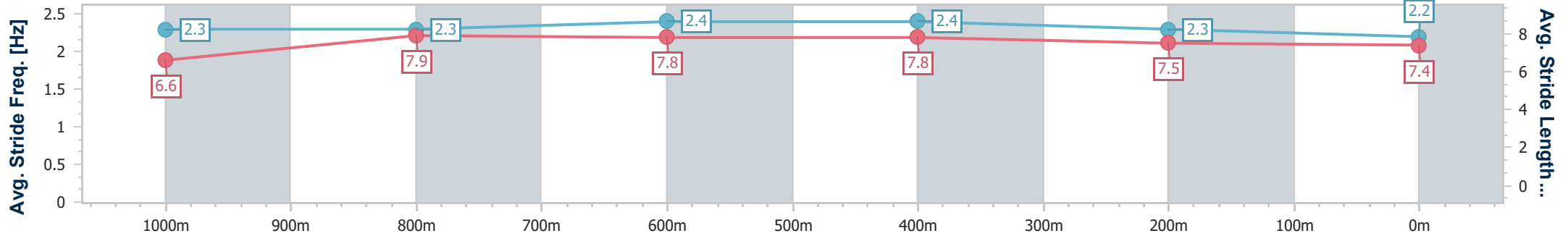
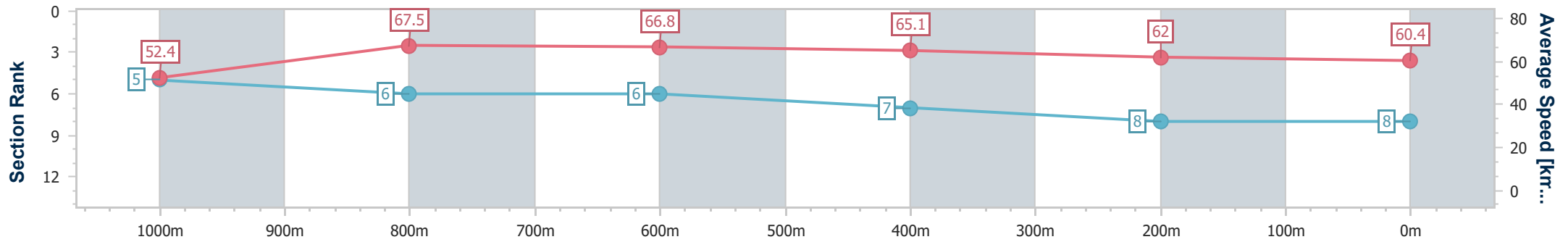
Aquis Park Gold Coast Poly QLD Professional  
 Race 6: WESBEAM WINTER SPRINTERS SERIES - HEAT -  
 BENCHMARK 78 Handicap - 1200m



22 June 2024 - 15:34

Track Rating: Synthetic, Weather: Overcast, Rail Position: True

Section	Overall	1000m	800m	600m	400m	200m
Section Times	1:09.89 [8] (0:13.74)	0:56.15 [5] (0:10.75)	0:45.40 [6] (0:10.78)	0:34.62 [6] (0:11.01)	0:23.61 [7] (0:11.61)	0:12.00 [8] (0:12.00)
Average Speed [km/h]	52.4	67.5	66.8	65.1	62.0	60.4
Top Speed [km/h]	67.8	69.4	68.7	68.7	64.8	61.7
Avg. Dist. to Rail [m]	4.3	3.6	2.5	3.2	3.6	3.8
Avg. Stride Freq. [Hz]	2.3	2.3	2.4	2.4	2.3	2.2
Avg. Stride Length [m]	6.6	7.9	7.8	7.8	7.5	7.4



- [ ] Ranking at each section and finish
- .-.- No data available at this section
- NA No data available



# Aquis Park Gold Coast Poly QLD Professional

## Race 7: EZEQUOTE BENCHMARK 65 Handicap - 1200m

22 June 2024 - 16:10



Track Rating: Synthetic, Weather: Overcast, Rail Position: True

Section		Overall	1000m	800m	600m	400m	200m	Last 600m					
Field Times		1:08.94 (0:13.09)	0:55.85 (0:10.49)	0:45.36 (0:10.78)	0:34.58 (0:11.15)	0:23.43 (0:11.56)	0:11.87 (0:11.87)	0:34.58					
Rank	TAB Horse/Jockey	Barrier	Top Speed [km/h]	Fastest Section	Margin							Distance Travelled [m]	
1	7 GENETIC FREAK Paul Hammersley	5	69.1 1000m	0:10.62 1000m	1:08.94 [1] (0:13.29)	0:55.65 [3] (0:10.62)	0:45.03 [3] (0:10.80)	0:34.23 [3] (0:11.06)	0:23.17 [2] (0:11.41)	0:11.76 [2] (0:11.76)	1:08.94	0:34.23	
2	6 BULSARA Shania Willis	13	70.8 1000m	0:10.49 1000m	1:08.99 [2] (0:13.09)	0:55.90 [1] (0:10.49)	0:45.41 [1] (0:10.78)	0:34.63 [1] (0:11.15)	0:23.48 [1] (0:11.56)	0:11.92 [1] (0:11.92)	0.2L	0:34.63	-6
3	8 SKATER Cody Collis	4	69.1 1000m	0:10.63 1000m	1:09.48 [3] (0:13.47)	0:56.01 [6] (0:10.63)	0:45.38 [6] (0:10.92)	0:34.46 [7] (0:11.13)	0:23.33 [6] (0:11.51)	0:11.82 [4] (0:11.82)	3L	0:34.46	-3
4	12 AIRSTRIKE Madeleine Wishart	8	69.7 1000m	0:10.61 1000m	1:09.54 [4] (0:13.19)	0:56.35 [2] (0:10.61)	0:45.74 [2] (0:10.86)	0:34.88 [2] (0:11.12)	0:23.76 [3] (0:11.59)	0:12.17 [3] (0:12.17)	3.2L	0:34.88	+2
5	3 PERNELL Corey Sutherland	2	69.4 1000m	0:10.65 1000m	1:09.55 [5] (0:13.92)	0:55.63 [10] (0:10.65)	0:44.98 [10] (0:10.85)	0:34.13 [10] (0:11.03)	0:23.10 [8] (0:11.40)	0:11.70 [7] (0:11.70)	3.3L	0:34.13	-1
6	9 SERIGALA Andrew Spinks	9	70.2 1000m	0:10.79 1000m	1:09.93 [6] (0:13.53)	0:56.40 [7] (0:10.79)	0:45.61 [8] (0:10.97)	0:34.64 [8] (0:11.19)	0:23.45 [9] (0:11.57)	0:11.88 [10] (0:11.88)	5.3L	0:34.64	+4
7	5 RAOUL Micheal Hellyer	3	69.6 1000m	0:10.63 1000m	1:10.01 [7] (0:13.91)	0:56.10 [9] (0:10.63)	0:45.47 [9] (0:10.86)	0:34.61 [9] (0:11.23)	0:23.38 [10] (0:11.36)	0:12.02 [9] (0:12.02)	5.7L	0:34.61	+1
8	13 MISTER MONARO Jason Taylor	1	69.8 1000m	0:10.52 1000m	1:10.27 [8] (0:13.45)	0:56.82 [5] (0:10.52)	0:46.30 [4] (0:10.77)	0:35.53 [4] (0:11.20)	0:24.33 [4] (0:11.73)	0:12.60 [5] (0:12.60)	7.2L	0:35.53	-7
9	11 SINGULAR Jai Williams	6	68.2 1000m	0:10.74 1000m	1:10.38 [9] (0:13.31)	0:57.07 [4] (0:10.74)	0:46.33 [5] (0:10.95)	0:35.38 [6] (0:11.41)	0:23.97 [7] (0:11.56)	0:12.41 [8] (0:12.41)	7.7L	0:35.38	+4
10	10 FENTON Noel Callow	12	69.2 1000m	0:10.56 1000m	1:10.48 [10] (0:13.63)	0:56.85 [8] (0:10.56)	0:46.29 [7] (0:10.76)	0:35.53 [5] (0:11.10)	0:24.43 [5] (0:11.71)	0:12.72 [6] (0:12.72)	8.2L	0:35.53	-1

Scratched: Bauhinia Rock (#1), Tanker (#2), Mio Sorrento (#4), Cherry Soda (#14)

[ ] Ranking at each section and finish  
 -:-:- No data available at this section  
 NA No data available

SCN Saddle cloth number  
 DNF Did not finish  
 DNT Did not track



Horse/Jockey Name	Genetic Freak
Final Rank	1
Fastest Section Time (Section)	0:10.62 (1000m)
Top Speed [km/h] (Section)	69.1 (1000m)
Race State	Finished



Aquis Park Gold Coast Poly QLD Professional

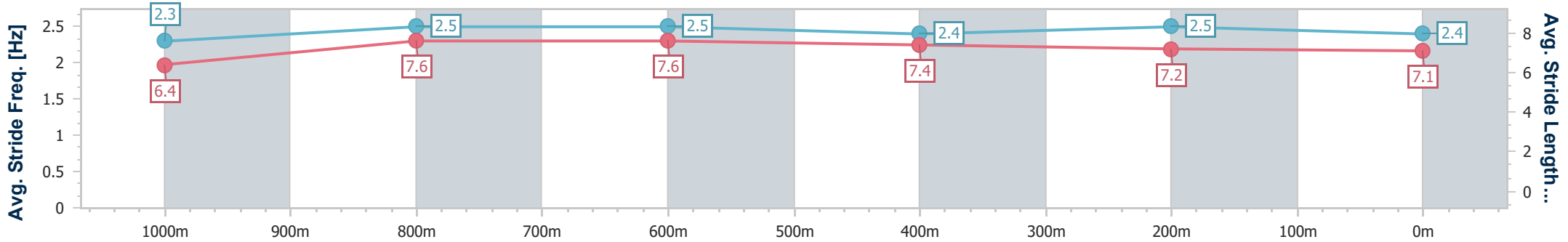
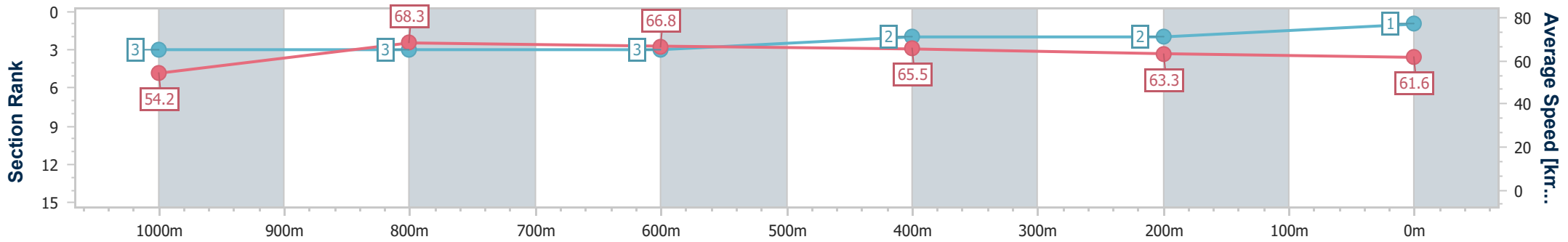
Race 7: EZEQUOTE BENCHMARK 65 Handicap - 1200m



22 June 2024 - 16:10

Track Rating: Synthetic, Weather: Overcast, Rail Position: True

Section	Overall	1000m	800m	600m	400m	200m
Section Times	1:08.94 [1] (0:13.29)	0:55.65 [3] (0:10.62)	0:45.03 [3] (0:10.80)	0:34.23 [3] (0:11.06)	0:23.17 [2] (0:11.41)	0:11.76 [2] (0:11.76)
Average Speed [km/h]	54.2	68.3	66.8	65.5	63.3	61.6
Top Speed [km/h]	67.7	69.1	67.8	67.8	64.6	63.4
Avg. Dist. to Rail [m]	3.2	1.6	0.6	1.6	2.4	3.1
Avg. Stride Freq. [Hz]	2.3	2.5	2.5	2.4	2.5	2.4
Avg. Stride Length [m]	6.4	7.6	7.6	7.4	7.2	7.1



- [ ] Ranking at each section and finish
- .-.- No data available at this section
- NA No data available





Horse/Jockey Name	Bulsara
Final Rank	2
Fastest Section Time (Section)	0:10.49 (1000m)
Top Speed [km/h] (Section)	70.8 (1000m)
Race State	Finished



Aquis Park Gold Coast Poly QLD Professional

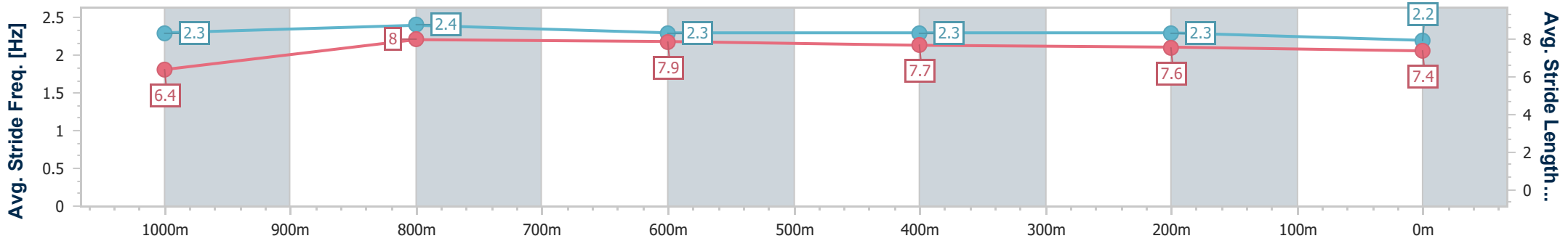
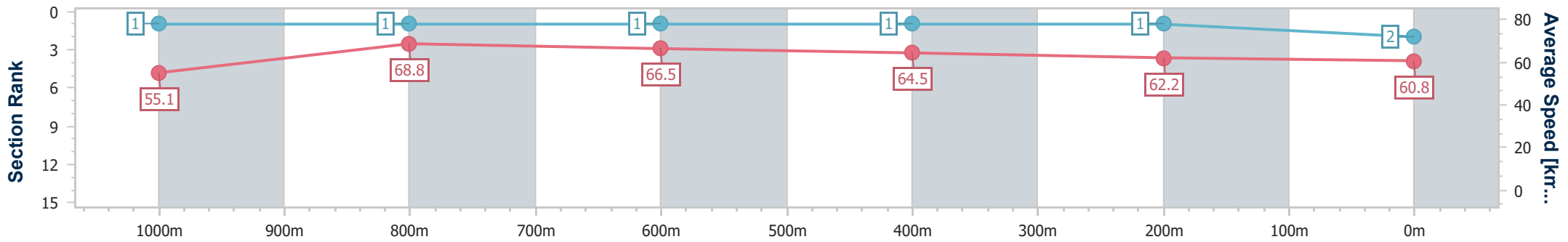
Race 7: EZEQUOTE BENCHMARK 65 Handicap - 1200m



22 June 2024 - 16:10

Track Rating: Synthetic, Weather: Overcast, Rail Position: True

Section	Overall	1000m	800m	600m	400m	200m
Section Times	1:08.99 [2] (0:13.09)	0:55.90 [1] (0:10.49)	0:45.41 [1] (0:10.78)	0:34.63 [1] (0:11.15)	0:23.48 [1] (0:11.56)	0:11.92 [1] (0:11.92)
Average Speed [km/h]	55.1	68.8	66.5	64.5	62.2	60.8
Top Speed [km/h]	67.8	70.8	68.1	66.0	63.6	61.5
Avg. Dist. to Rail [m]	6.3	0.6	0.8	0.4	0.2	0.4
Avg. Stride Freq. [Hz]	2.3	2.4	2.3	2.3	2.3	2.2
Avg. Stride Length [m]	6.4	8.0	7.9	7.7	7.6	7.4



- [ ] Ranking at each section and finish
- .-.- No data available at this section
- NA No data available



Horse/Jockey Name	Skater
Final Rank	3
Fastest Section Time (Section)	0:10.63 (1000m)
Top Speed [km/h] (Section)	69.1 (1000m)
Race State	Finished



Aquis Park Gold Coast Poly QLD Professional

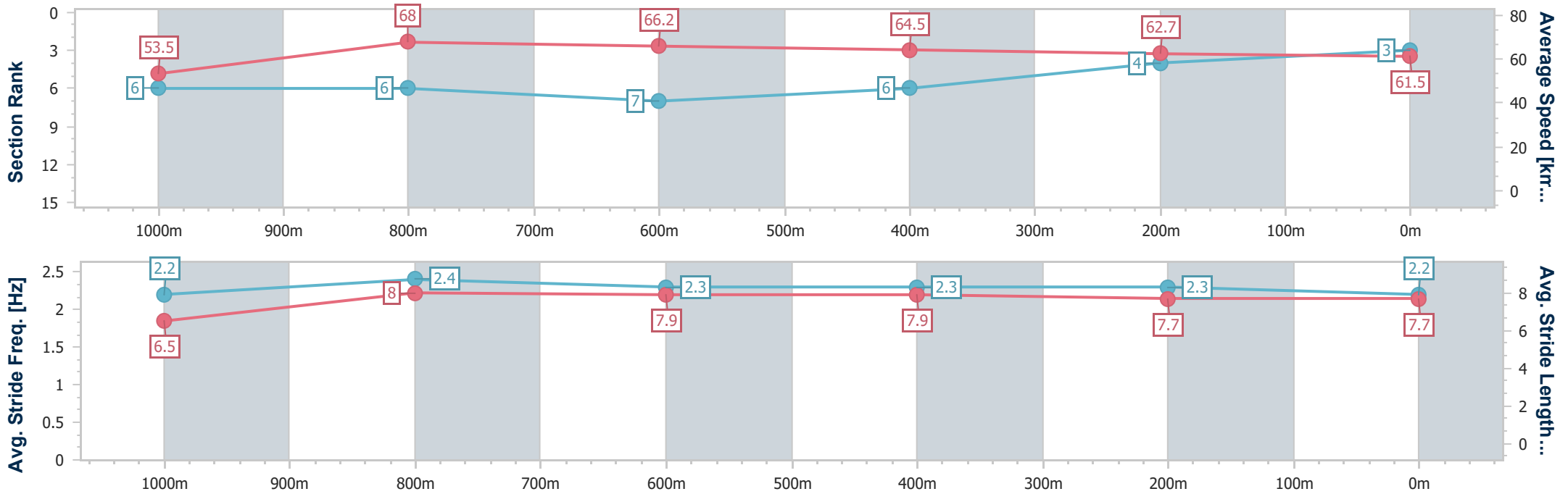
Race 7: EZEQUOTE BENCHMARK 65 Handicap - 1200m



22 June 2024 - 16:10

Track Rating: Synthetic, Weather: Overcast, Rail Position: True

Section	Overall	1000m	800m	600m	400m	200m
Section Times	1:09.48 [3] (0:13.47)	0:56.01 [6] (0:10.63)	0:45.38 [6] (0:10.92)	0:34.46 [7] (0:11.13)	0:23.33 [6] (0:11.51)	0:11.82 [4] (0:11.82)
Average Speed [km/h]	53.5	68.0	66.2	64.5	62.7	61.5
Top Speed [km/h]	68.2	69.1	67.6	66.4	63.7	62.1
Avg. Dist. to Rail [m]	2.7	1.0	0.5	0.4	1.9	3.7
Avg. Stride Freq. [Hz]	2.2	2.4	2.3	2.3	2.3	2.2
Avg. Stride Length [m]	6.5	8.0	7.9	7.9	7.7	7.7



- [ ] Ranking at each section and finish
- .-.- No data available at this section
- NA No data available



Horse/Jockey Name	Airstrike
Final Rank	4
Fastest Section Time (Section)	0:10.61 (1000m)
Top Speed [km/h] (Section)	69.7 (1000m)
Race State	Finished



Aquis Park Gold Coast Poly QLD Professional

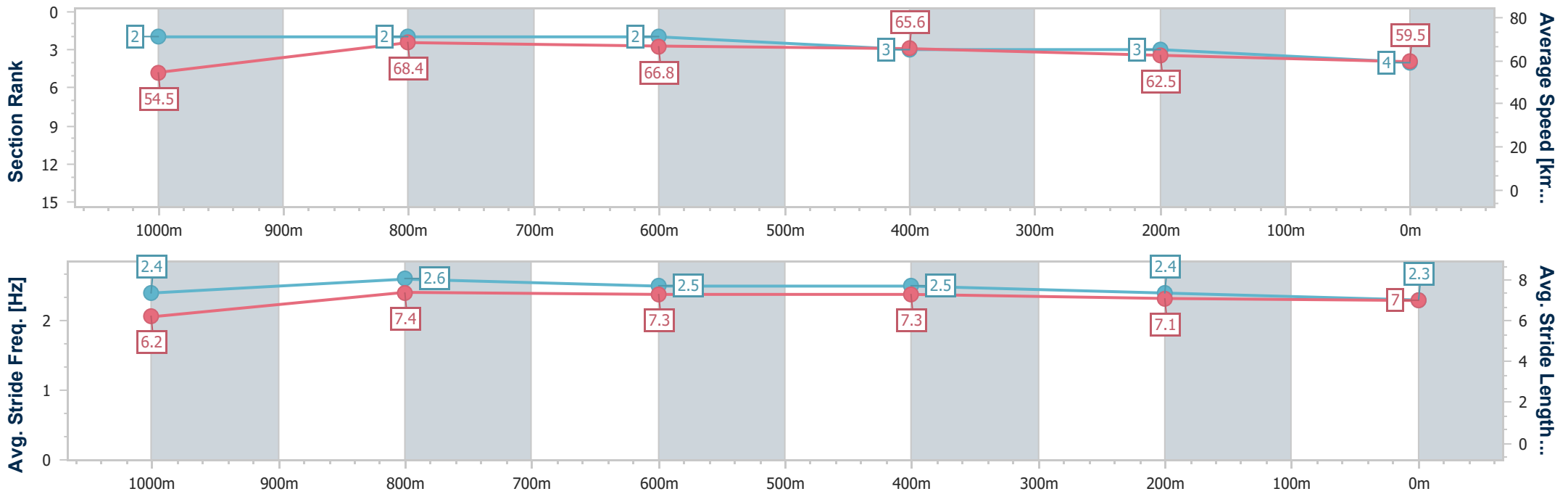
Race 7: EZEQUOTE BENCHMARK 65 Handicap - 1200m

22 June 2024 - 16:10

Track Rating: Synthetic, Weather: Overcast, Rail Position: True



Section	Overall	1000m	800m	600m	400m	200m
Section Times	1:09.54 [4] (0:13.19)	0:56.35 [2] (0:10.61)	0:45.74 [2] (0:10.86)	0:34.88 [2] (0:11.12)	0:23.76 [3] (0:11.59)	0:12.17 [3]
Average Speed [km/h]	54.5	68.4	66.8	65.6	62.5	59.5
Top Speed [km/h]	69.5	69.7	67.9	68.0	63.9	61.7
Avg. Dist. to Rail [m]	6.0	3.0	1.7	2.2	3.5	3.6
Avg. Stride Freq. [Hz]	2.4	2.6	2.5	2.5	2.4	2.3
Avg. Stride Length [m]	6.2	7.4	7.3	7.3	7.1	7.0



- [ ] Ranking at each section and finish
- .-.- No data available at this section
- NA No data available



Horse/Jockey Name	Pernell
Final Rank	5
Fastest Section Time (Section)	0:10.65 (1000m)
Top Speed [km/h] (Section)	69.4 (1000m)
Race State	Finished



Aquis Park Gold Coast Poly QLD Professional

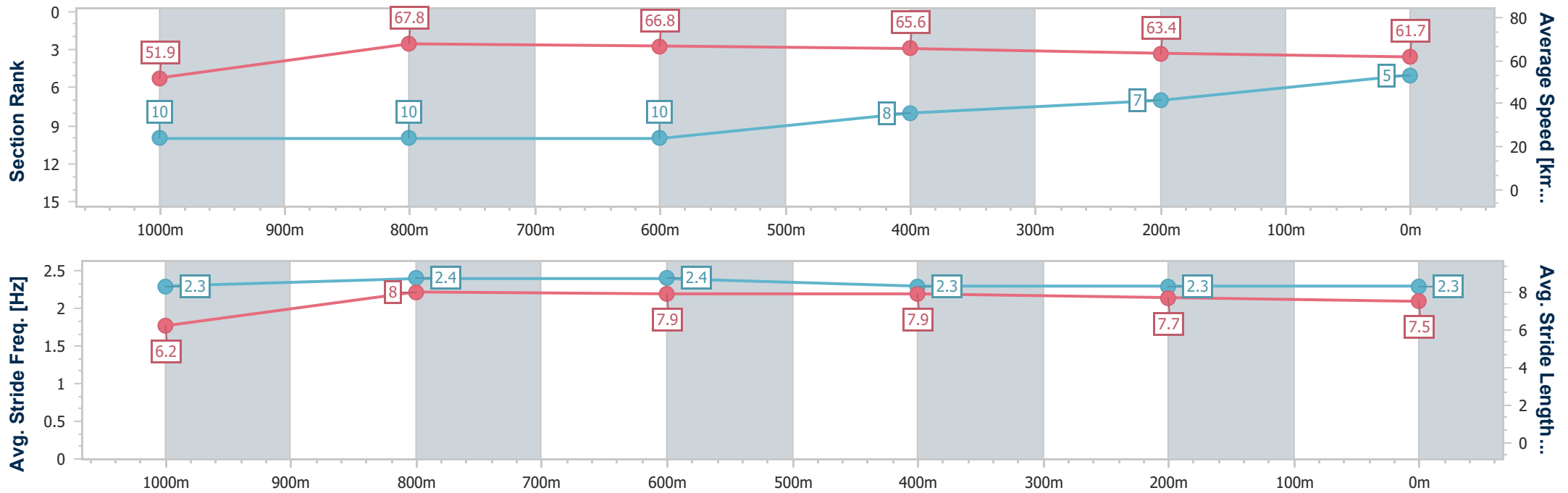
Race 7: EZEQUOTE BENCHMARK 65 Handicap - 1200m



22 June 2024 - 16:10

Track Rating: Synthetic, Weather: Overcast, Rail Position: True

Section	Overall	1000m	800m	600m	400m	200m
Section Times	1:09.55 [5] (0:13.92)	0:55.63 [10] (0:10.65)	0:44.98 [10] (0:10.85)	0:34.13 [10] (0:11.03)	0:23.10 [8] (0:11.40)	0:11.70 [7]
Average Speed [km/h]	51.9	67.8	66.8	65.6	63.4	61.7
Top Speed [km/h]	67.8	69.4	69.0	67.7	64.7	63.5
Avg. Dist. to Rail [m]	1.9	0.9	1.5	0.9	3.4	6.3
Avg. Stride Freq. [Hz]	2.3	2.4	2.4	2.3	2.3	2.3
Avg. Stride Length [m]	6.2	8.0	7.9	7.9	7.7	7.5



- [ ] Ranking at each section and finish
- .-.- No data available at this section
- NA No data available



Horse/Jockey Name	Serigala
Final Rank	6
Fastest Section Time (Section)	0:10.79 (1000m)
Top Speed [km/h] (Section)	70.2 (1000m)
Race State	Finished



Aquis Park Gold Coast Poly QLD Professional

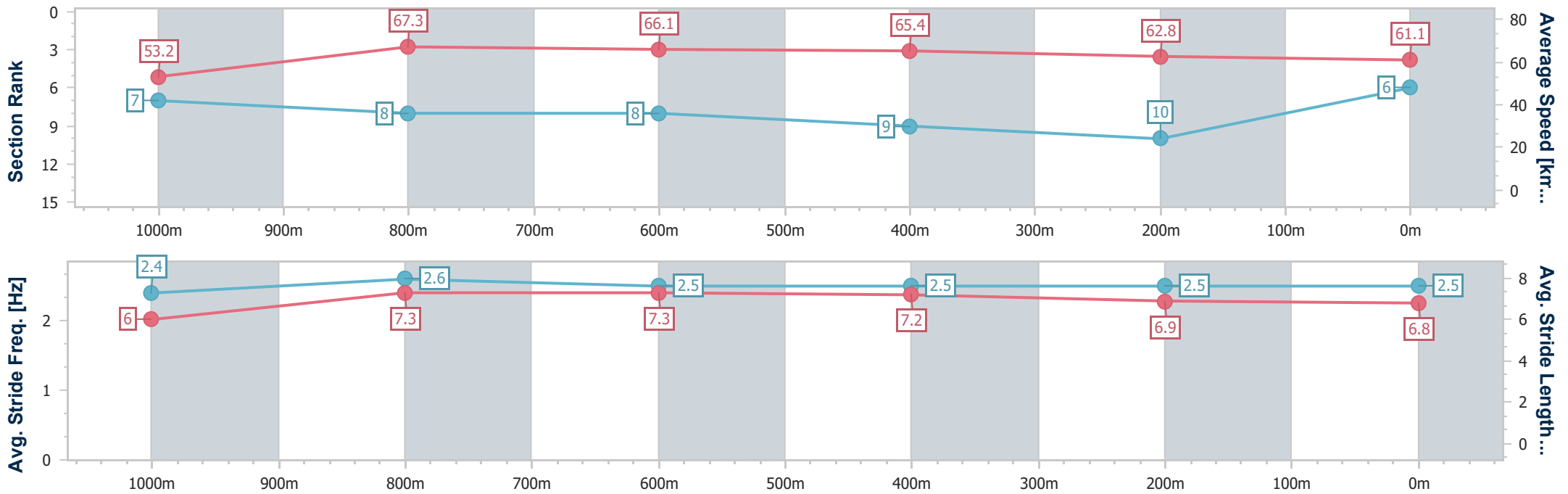
Race 7: EZEQUOTE BENCHMARK 65 Handicap - 1200m



22 June 2024 - 16:10

Track Rating: Synthetic, Weather: Overcast, Rail Position: True

Section	Overall	1000m	800m	600m	400m	200m
Section Times	1:09.93 [6] (0:13.53)	0:56.40 [7] (0:10.79)	0:45.61 [8] (0:10.97)	0:34.64 [8] (0:11.19)	0:23.45 [9] (0:11.57)	0:11.88 [10] (0:11.88)
Average Speed [km/h]	53.2	67.3	66.1	65.4	62.8	61.1
Top Speed [km/h]	68.1	70.2	68.4	67.8	64.3	61.9
Avg. Dist. to Rail [m]	6.1	2.7	1.3	3.0	6.1	8.2
Avg. Stride Freq. [Hz]	2.4	2.6	2.5	2.5	2.5	2.5
Avg. Stride Length [m]	6.0	7.3	7.3	7.2	6.9	6.8



- [ ] Ranking at each section and finish
- .-.- No data available at this section
- NA No data available



Horse/Jockey Name	Raoul
Final Rank	7
Fastest Section Time (Section)	0:10.63 (1000m)
Top Speed [km/h] (Section)	69.6 (1000m)
Race State	Finished



Aquis Park Gold Coast Poly QLD Professional

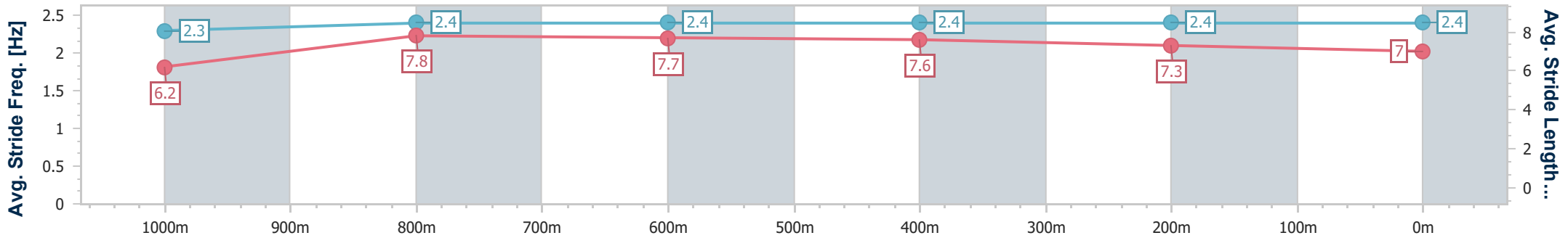
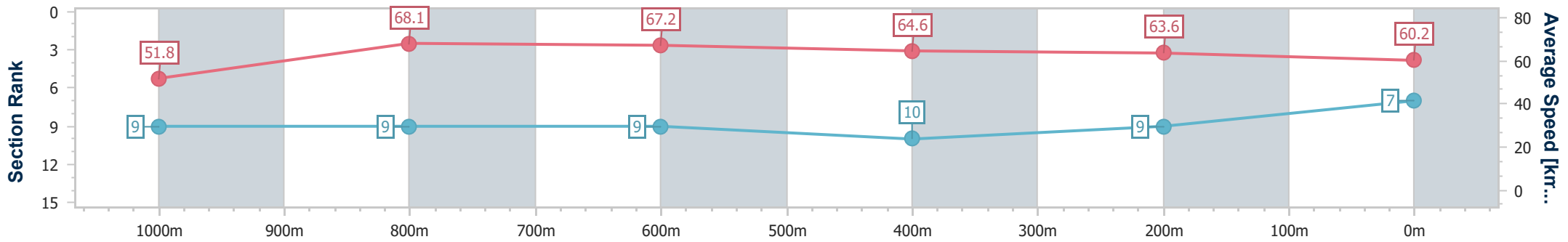
Race 7: EZEQUOTE BENCHMARK 65 Handicap - 1200m



22 June 2024 - 16:10

Track Rating: Synthetic, Weather: Overcast, Rail Position: True

Section	Overall	1000m	800m	600m	400m	200m
Section Times	1:10.01 [7] (0:13.91)	0:56.10 [9] (0:10.63)	0:45.47 [9] (0:10.86)	0:34.61 [9] (0:11.23)	0:23.38 [10] (0:11.36)	0:12.02 [9] (0:12.02)
Average Speed [km/h]	51.8	68.1	67.2	64.6	63.6	60.2
Top Speed [km/h]	66.7	69.6	68.2	68.0	64.6	62.5
Avg. Dist. to Rail [m]	2.4	1.7	2.2	2.0	3.3	6.4
Avg. Stride Freq. [Hz]	2.3	2.4	2.4	2.4	2.4	2.4
Avg. Stride Length [m]	6.2	7.8	7.7	7.6	7.3	7.0



- [ ] Ranking at each section and finish
- .-.- No data available at this section
- NA No data available



Horse/Jockey Name	Mister Monaro
Final Rank	8
Fastest Section Time (Section)	0:10.52 (1000m)
Top Speed [km/h] (Section)	69.8 (1000m)
Race State	Finished



Aquis Park Gold Coast Poly QLD Professional

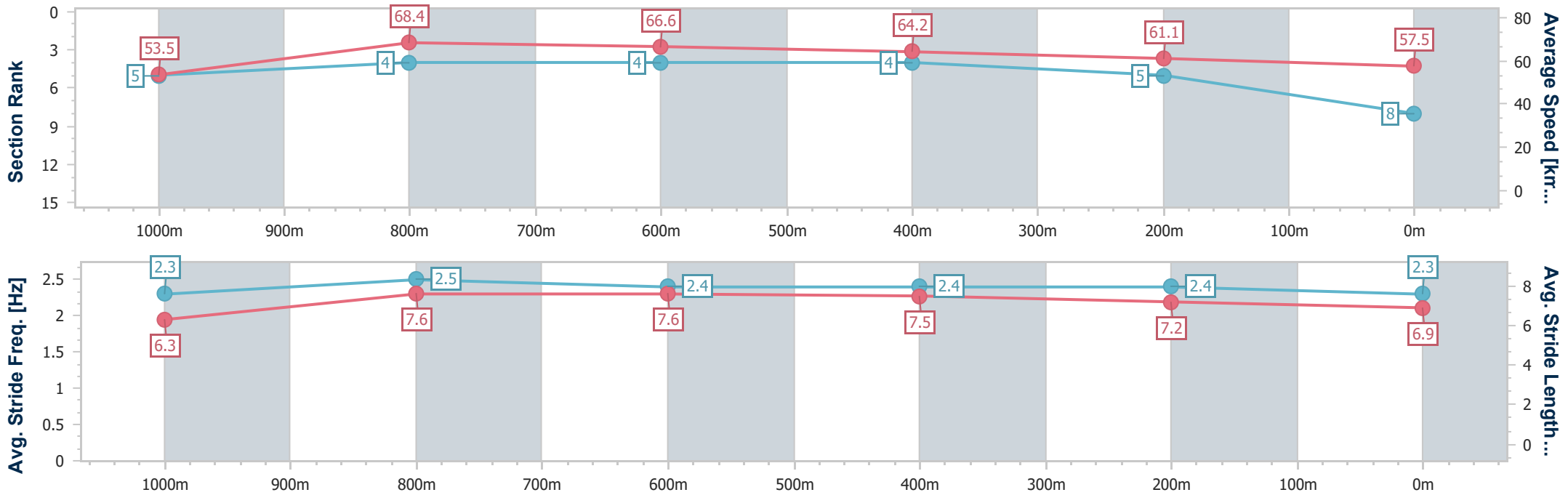
Race 7: EZEQUOTE BENCHMARK 65 Handicap - 1200m



22 June 2024 - 16:10

Track Rating: Synthetic, Weather: Overcast, Rail Position: True

Section	Overall	1000m	800m	600m	400m	200m
Section Times	1:10.27 [8] (0:13.45)	0:56.82 [5] (0:10.52)	0:46.30 [4] (0:10.77)	0:35.53 [4] (0:11.20)	0:24.33 [4] (0:11.73)	0:12.60 [5] (0:12.60)
Average Speed [km/h]	53.5	68.4	66.6	64.2	61.1	57.5
Top Speed [km/h]	67.4	69.8	69.1	66.8	62.6	60.7
Avg. Dist. to Rail [m]	1.5	2.0	1.1	0.3	1.4	0.2
Avg. Stride Freq. [Hz]	2.3	2.5	2.4	2.4	2.4	2.3
Avg. Stride Length [m]	6.3	7.6	7.6	7.5	7.2	6.9



- [ ] Ranking at each section and finish
- .-.- No data available at this section
- NA No data available



Horse/Jockey Name	Singular
Final Rank	9
Fastest Section Time (Section)	0:10.74 (1000m)
Top Speed [km/h] (Section)	68.2 (1000m)
Race State	Finished



Aquis Park Gold Coast Poly QLD Professional

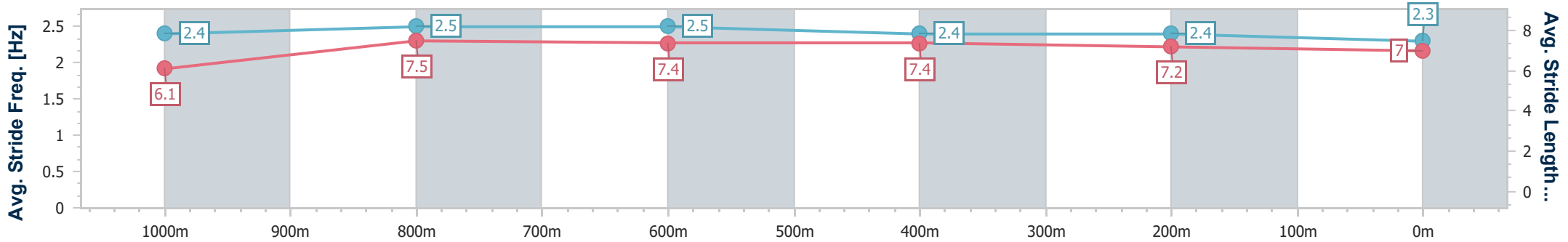
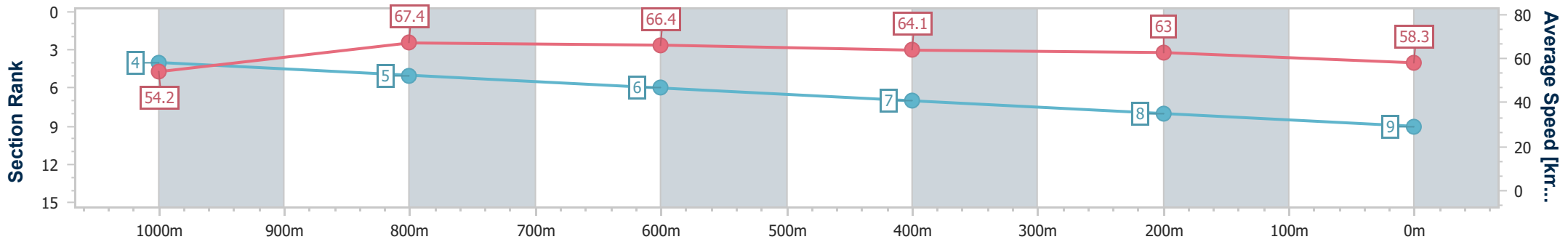
Race 7: EZEQUOTE BENCHMARK 65 Handicap - 1200m

22 June 2024 - 16:10

Track Rating: Synthetic, Weather: Overcast, Rail Position: True



Section	Overall	1000m	800m	600m	400m	200m
Section Times	1:10.38 [9] (0:13.31)	0:57.07 [4] (0:10.74)	0:46.33 [5] (0:10.95)	0:35.38 [6] (0:11.41)	0:23.97 [7] (0:11.56)	0:12.41 [8]
Average Speed [km/h]	54.2	67.4	66.4	64.1	63.0	58.3
Top Speed [km/h]	68.2	68.2	67.2	65.9	64.7	61.4
Avg. Dist. to Rail [m]	4.5	2.6	2.0	3.7	5.4	7.4
Avg. Stride Freq. [Hz]	2.4	2.5	2.5	2.4	2.4	2.3
Avg. Stride Length [m]	6.1	7.5	7.4	7.4	7.2	7.0



- [ ] Ranking at each section and finish
- .-.- No data available at this section
- NA No data available





Horse/Jockey Name	Fenton
Final Rank	10
Fastest Section Time (Section)	0:10.56 (1000m)
Top Speed [km/h] (Section)	69.2 (1000m)
Race State	Finished



Aquis Park Gold Coast Poly QLD Professional

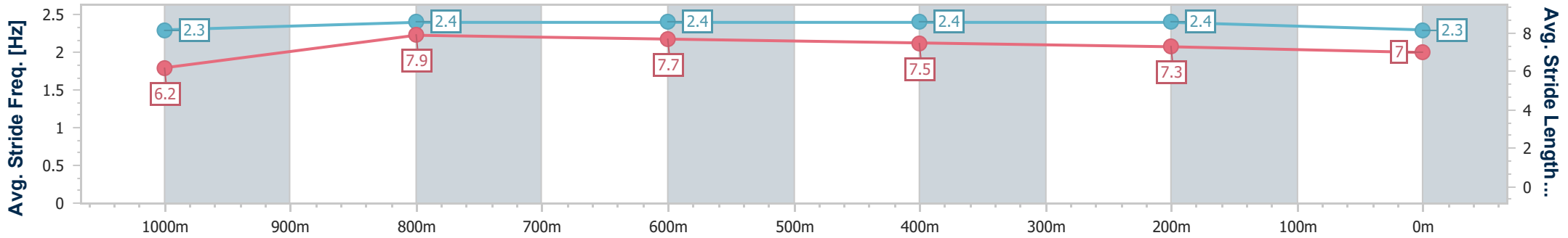
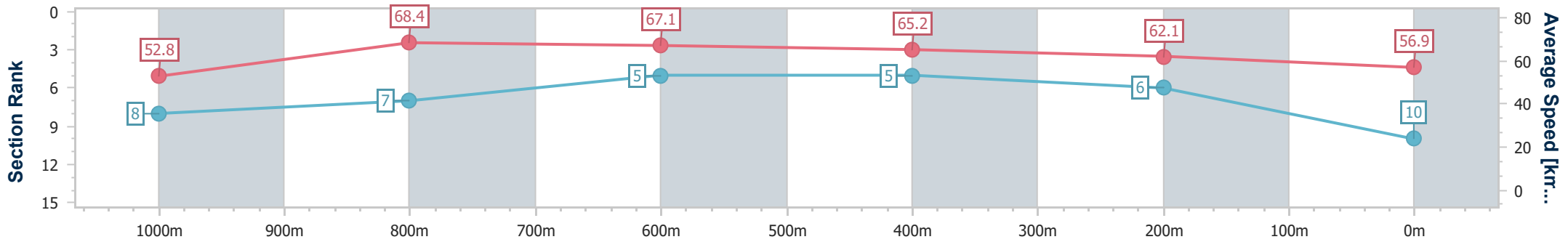
Race 7: EZEQUOTE BENCHMARK 65 Handicap - 1200m



22 June 2024 - 16:10

Track Rating: Synthetic, Weather: Overcast, Rail Position: True

Section	Overall	1000m	800m	600m	400m	200m
Section Times	1:10.48 [10] (0:13.63)	0:56.85 [8] (0:10.56)	0:46.29 [7] (0:10.76)	0:35.53 [5] (0:11.10)	0:24.43 [5] (0:11.71)	0:12.72 [6]
Average Speed [km/h]	52.8	68.4	67.1	65.2	62.1	56.9
Top Speed [km/h]	68.3	69.2	68.4	67.1	64.2	59.8
Avg. Dist. to Rail [m]	6.2	1.7	0.9	1.1	3.9	5.2
Avg. Stride Freq. [Hz]	2.3	2.4	2.4	2.4	2.4	2.3
Avg. Stride Length [m]	6.2	7.9	7.7	7.5	7.3	7.0



- [ ] Ranking at each section and finish
- .-.- No data available at this section
- NA No data available