



Eagle Farm QLD Professional

Race 1: TATTERSALL'S LIFE MEMBERS QTIS 3YO Fillies Plate - 1200m

29 June 2024 - 11:44



BRISBANE
RACING CLUB

Track Rating: Good 4, Weather: Fine, Rail Position: +6m 1600m-1000m; +7m Remainder

Section												Last 600m		
Field Times												0:34.22		
	Overall	1000m	800m	600m	400m	200m								
	1:08.63 (0:12.88)	0:55.75 (0:10.45)	0:45.30 (0:11.08)	0:34.22 (0:11.12)	0:23.10 (0:11.06)	0:12.04 (0:12.04)								
Rank	TAB	Horse/Jockey	Barrier	Top Speed [km/h]	Fastest Section								Margin	Distance Travelled [m]
1	4	CIGAR FLICK Tommy Berry	4	69.0 1000m	0:10.61 800m	1:08.63 [1] (0:13.86)	0:54.77 [7] (0:10.91)	0:43.86 [7] (0:10.61)	0:33.25 [6] (0:10.79)	0:22.46 [6] (0:10.70)	0:11.76 [5] (0:11.76)	1:08.63	0:33.25	
2	9	NAVYONTHEHIGHWAY Tahlia Fenlon	3	69.3 800m	0:10.62 800m	1:08.89 [2] (0:13.26)	0:55.63 [3] (0:10.76)	0:44.87 [3] (0:10.62)	0:34.25 [3] (0:10.95)	0:23.30 [3] (0:11.00)	0:12.30 [1] (0:12.30)	1.5L	0:34.25	-1
3	2	PURE PARADISE Blake Shinn	9	68.8 1000m	0:10.71 1000m	1:09.09 [3] (0:13.45)	0:55.64 [5] (0:10.71)	0:44.93 [4] (0:10.79)	0:34.14 [5] (0:10.92)	0:23.22 [5] (0:10.93)	0:12.29 [3] (0:12.29)	2.71L	0:34.14	+0
4	7	GREYZOUS Cejay Graham	2	68.7 1000m	0:10.74 800m	1:09.28 [4] (0:13.38)	0:55.90 [4] (0:10.79)	0:45.11 [5] (0:10.74)	0:34.37 [4] (0:10.90)	0:23.47 [4] (0:11.10)	0:12.37 [6] (0:12.37)	3.84L	0:34.37	-3
5	3	TIGER SHARK Tyler Schiller	1	69.5 1000m	0:10.61 1000m	1:09.31 [5] (0:13.14)	0:56.17 [2] (0:10.61)	0:45.56 [2] (0:10.79)	0:34.77 [2] (0:10.99)	0:23.78 [1] (0:11.10)	0:12.68 [2] (0:12.68)	3.99L	0:34.77	-1
6	10	BRIGHT BLONDE Robbie Dolan	8	69.3 1000m	0:10.56 800m	1:09.43 [6] (0:14.29)	0:55.14 [9] (0:10.75)	0:44.39 [9] (0:10.56)	0:33.83 [8] (0:10.84)	0:22.99 [8] (0:10.93)	0:12.06 [8] (0:12.06)	4.71L	0:33.83	-1
7	11	CASSIERE Tim Clark	6	69.4 800m	0:10.68 800m	1:09.48 [7] (0:13.78)	0:55.70 [6] (0:10.94)	0:44.76 [6] (0:10.68)	0:34.08 [7] (0:10.79)	0:23.29 [7] (0:10.98)	0:12.31 [7] (0:12.31)	5L	0:34.08	+1
8	5	OUTWEIGHED Sean Cormack	12	71.5 Overall	0:10.45 1000m	1:09.60 [8] (0:12.88)	0:56.72 [1] (0:10.45)	0:46.27 [1] (0:11.08)	0:35.19 [1] (0:11.15)	0:24.04 [2] (0:11.29)	0:12.75 [4] (0:12.75)	5.7L	0:35.19	+3
9	6	GLASS OF ROSE Rikki Jamieson	10	68.8 600m	0:10.80 800m	1:10.40 [9] (0:14.01)	0:56.39 [8] (0:10.87)	0:45.52 [8] (0:10.80)	0:34.72 [9] (0:10.87)	0:23.85 [9] (0:11.20)	0:12.65 [9] (0:12.65)	10.39L	0:34.72	+1

Scratched: Monte Cruise (#12), Abounding (#1), Allow Me (#8)



Horse/Jockey Name	Cigar Flick
Final Rank	1
Fastest Section Time (Section)	0:10.61 (800m)
Top Speed [km/h] (Section)	69.0 (1000m)
Race State	Finished



Eagle Farm QLD Professional
Race 1: TATTERSALL'S LIFE MEMBERS QTIS 3YO Fillies Plate - 1200m

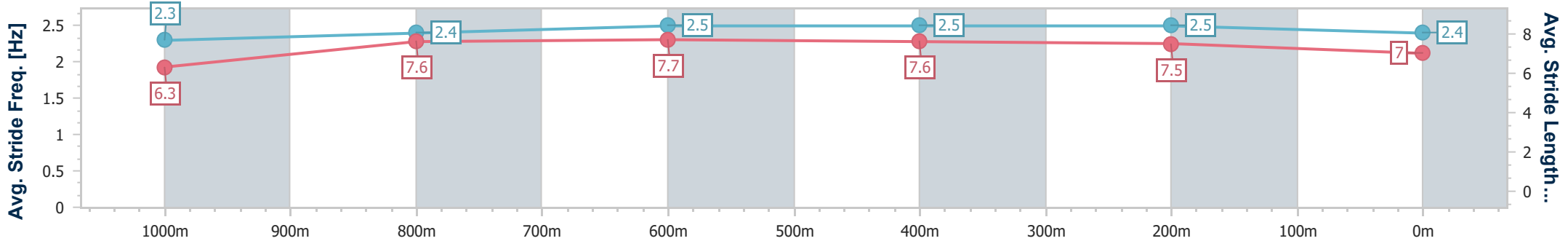
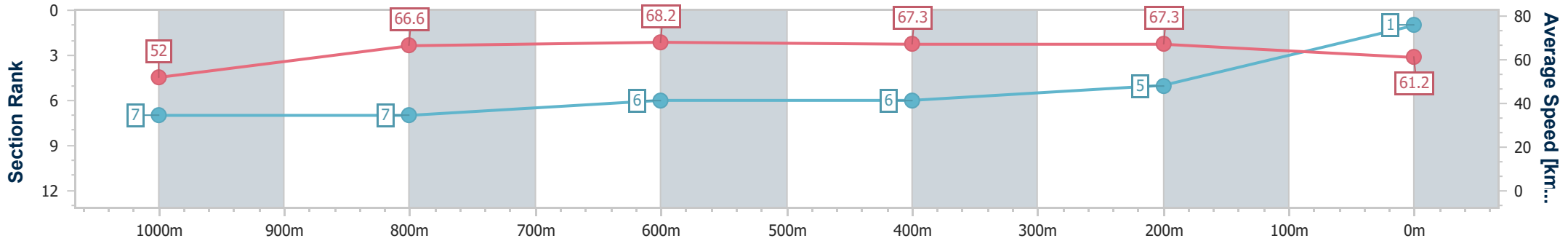


29 June 2024 - 11:44

Track Rating: Good 4, Weather: Fine, Rail Position: +6m 1600m-1000m; +7m Remainder

BRISBANE RACING CLUB

Section	Overall	1000m	800m	600m	400m	200m
Section Times	1:08.63 [1] (0:13.86)	0:54.77 [7] (0:10.91)	0:43.86 [7] (0:10.61)	0:33.25 [6] (0:10.79)	0:22.46 [6] (0:10.70)	0:11.76 [5] (0:11.76)
Average Speed [km/h]	52.0	66.6	68.2	67.3	67.3	61.2
Top Speed [km/h]	66.3	69.0	69.0	68.9	68.1	65.6
Avg. Dist. to Rail [m]	2.2	1.8	1.3	1.7	4.0	2.9
Avg. Stride Freq. [Hz]	2.3	2.4	2.5	2.5	2.5	2.4
Avg. Stride Length [m]	6.3	7.6	7.7	7.6	7.5	7.0



- [] Ranking at each section and finish
- .-.- No data available at this section
- NA No data available



Horse/Jockey Name	Navyonthehighway
Final Rank	2
Fastest Section Time (Section)	0:10.62 (800m)
Top Speed [km/h] (Section)	69.3 (800m)
Race State	Finished



Eagle Farm QLD Professional
Race 1: TATTERSALL'S LIFE MEMBERS QTIS 3YO Fillies Plate - 1200m

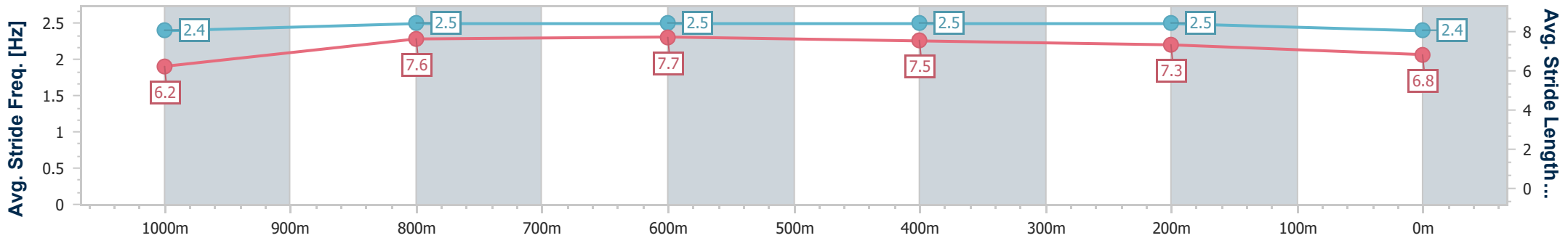
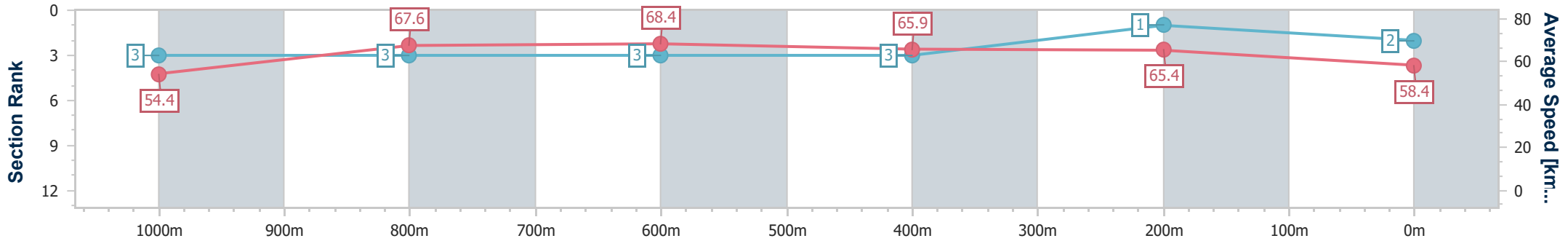


29 June 2024 - 11:44

Track Rating: Good 4, Weather: Fine, Rail Position: +6m 1600m-1000m; +7m Remainder

BRISBANE RACING CLUB

Section	Overall	1000m	800m	600m	400m	200m
Section Times	1:08.89 [2] (0:13.26)	0:55.63 [3] (0:10.76)	0:44.87 [3] (0:10.62)	0:34.25 [3] (0:10.95)	0:23.30 [3] (0:11.00)	0:12.30 [1] (0:12.30)
Average Speed [km/h]	54.4	67.6	68.4	65.9	65.4	58.4
Top Speed [km/h]	68.2	68.2	69.3	66.7	67.2	62.5
Avg. Dist. to Rail [m]	2.7	2.3	1.6	0.6	3.4	3.8
Avg. Stride Freq. [Hz]	2.4	2.5	2.5	2.5	2.5	2.4
Avg. Stride Length [m]	6.2	7.6	7.7	7.5	7.3	6.8



- [] Ranking at each section and finish
- .-.- No data available at this section
- NA No data available



Horse/Jockey Name	Pure Paradise
Final Rank	3
Fastest Section Time (Section)	0:10.71 (1000m)
Top Speed [km/h] (Section)	68.8 (1000m)
Race State	Finished



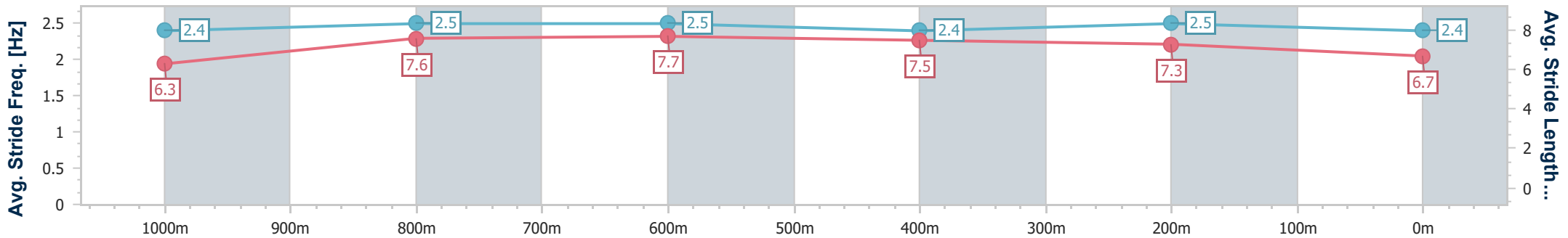
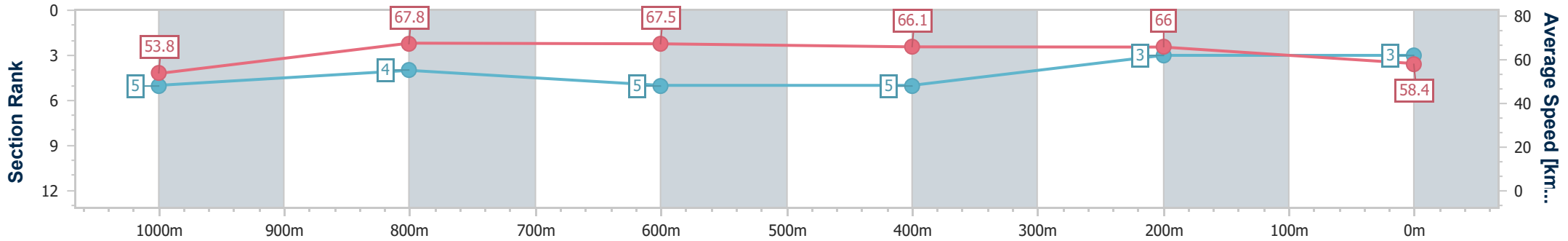
Eagle Farm QLD Professional
Race 1: TATTERSALL'S LIFE MEMBERS QTIS 3YO Fillies Plate - 1200m



29 June 2024 - 11:44
Track Rating: Good 4, Weather: Fine, Rail Position: +6m 1600m-1000m; +7m Remainder

BRISBANE RACING CLUB

Section	Overall	1000m	800m	600m	400m	200m
Section Times	1:09.09 [3] (0:13.45)	0:55.64 [5] (0:10.71)	0:44.93 [4] (0:10.79)	0:34.14 [5] (0:10.92)	0:23.22 [5] (0:10.93)	0:12.29 [3] (0:12.29)
Average Speed [km/h]	53.8	67.8	67.5	66.1	66.0	58.4
Top Speed [km/h]	67.1	68.8	68.1	67.6	67.1	63.2
Avg. Dist. to Rail [m]	4.6	2.0	2.2	1.0	4.7	5.9
Avg. Stride Freq. [Hz]	2.4	2.5	2.5	2.4	2.5	2.4
Avg. Stride Length [m]	6.3	7.6	7.7	7.5	7.3	6.7



- [] Ranking at each section and finish
- .-.- No data available at this section
- NA No data available



Horse/Jockey Name	Greyzous
Final Rank	4
Fastest Section Time (Section)	0:10.74 (800m)
Top Speed [km/h] (Section)	68.7 (1000m)
Race State	Finished



Eagle Farm QLD Professional
Race 1: TATTERSALL'S LIFE MEMBERS QTIS 3YO Fillies Plate - 1200m

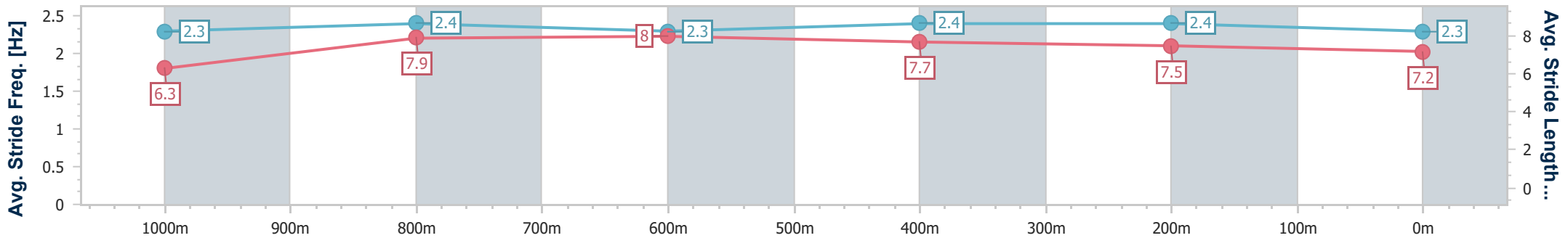
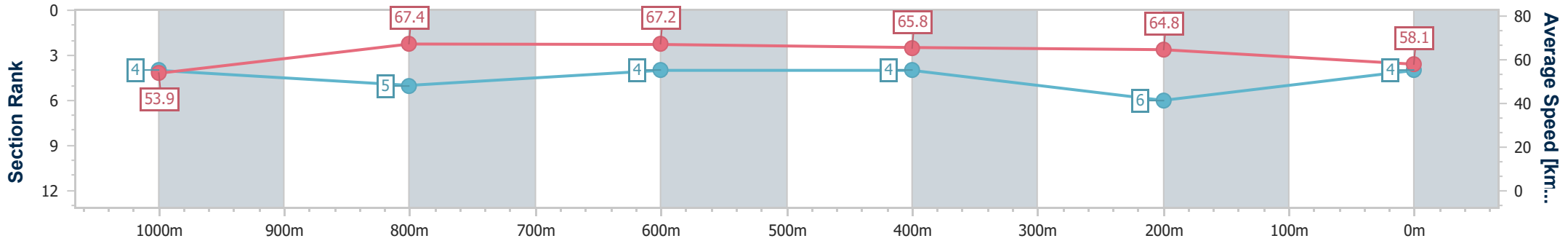


29 June 2024 - 11:44

Track Rating: Good 4, Weather: Fine, Rail Position: +6m 1600m-1000m; +7m Remainder

BRISBANE RACING CLUB

Section	Overall	1000m	800m	600m	400m	200m
Section Times	1:09.28 [4] (0:13.38)	0:55.90 [4] (0:10.79)	0:45.11 [5] (0:10.74)	0:34.37 [4] (0:10.90)	0:23.47 [4] (0:11.10)	0:12.37 [6] (0:12.37)
Average Speed [km/h]	53.9	67.4	67.2	65.8	64.8	58.1
Top Speed [km/h]	68.5	68.7	68.1	66.9	67.2	62.6
Avg. Dist. to Rail [m]	2.0	2.1	0.9	1.2	1.0	0.7
Avg. Stride Freq. [Hz]	2.3	2.4	2.3	2.4	2.4	2.3
Avg. Stride Length [m]	6.3	7.9	8.0	7.7	7.5	7.2



- [] Ranking at each section and finish
- .-.- No data available at this section
- NA No data available



Horse/Jockey Name	Tiger Shark
Final Rank	5
Fastest Section Time (Section)	0:10.61 (1000m)
Top Speed [km/h] (Section)	69.5 (1000m)
Race State	Finished



Eagle Farm QLD Professional
Race 1: TATTERSALL'S LIFE MEMBERS QTIS 3YO Fillies Plate - 1200m

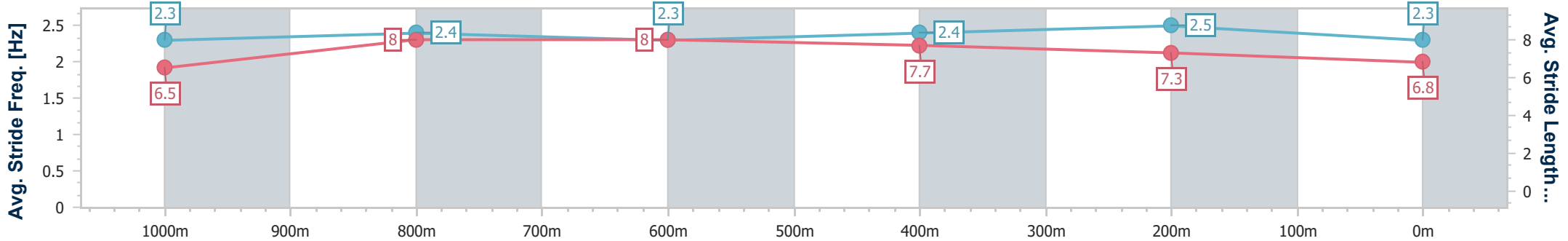
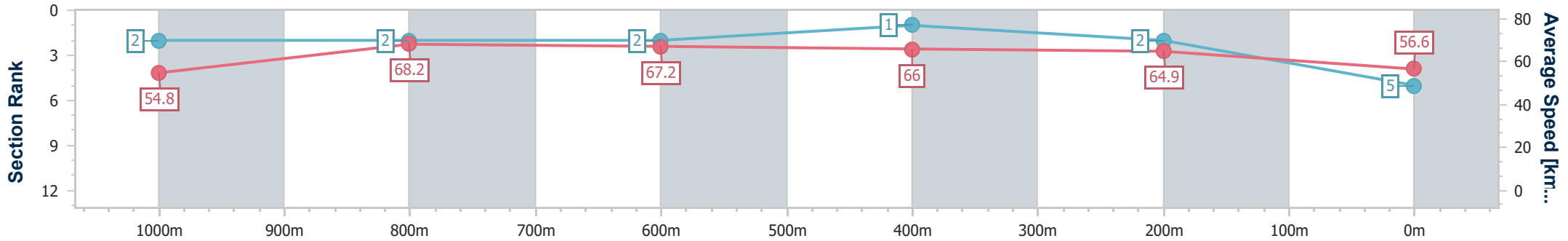


29 June 2024 - 11:44

Track Rating: Good 4, Weather: Fine, Rail Position: +6m 1600m-1000m; +7m Remainder

BRISBANE RACING CLUB

Section	Overall	1000m	800m	600m	400m	200m
Section Times	1:09.31 [5] (0:13.14)	0:56.17 [2] (0:10.61)	0:45.56 [2] (0:10.79)	0:34.77 [2] (0:10.99)	0:23.78 [1] (0:11.10)	0:12.68 [2] (0:12.68)
Average Speed [km/h]	54.8	68.2	67.2	66.0	64.9	56.6
Top Speed [km/h]	68.0	69.5	67.7	66.4	66.7	62.0
Avg. Dist. to Rail [m]	1.7	1.4	1.5	1.4	5.0	4.9
Avg. Stride Freq. [Hz]	2.3	2.4	2.3	2.4	2.5	2.3
Avg. Stride Length [m]	6.5	8.0	8.0	7.7	7.3	6.8



- [] Ranking at each section and finish
- .-.- No data available at this section
- NA No data available



Horse/Jockey Name	Bright Blonde
Final Rank	6
Fastest Section Time (Section)	0:10.56 (800m)
Top Speed [km/h] (Section)	69.3 (1000m)
Race State	Finished



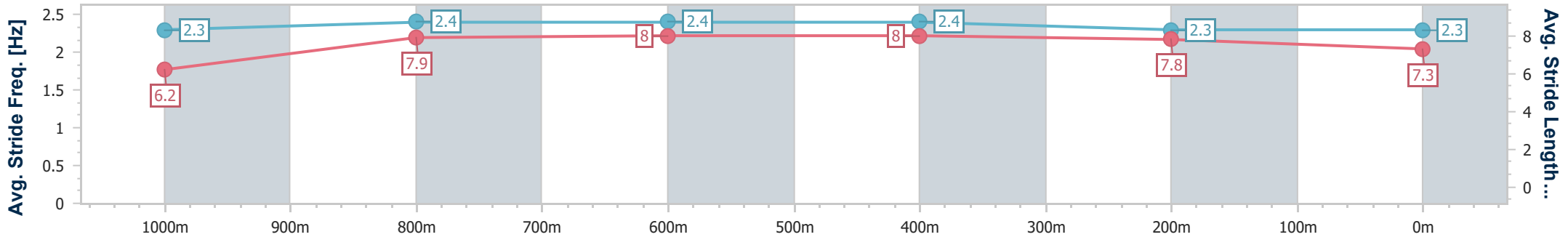
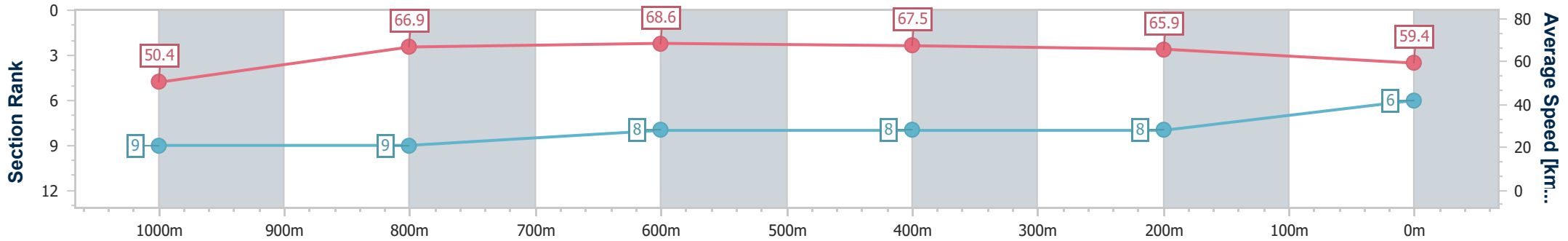
Eagle Farm QLD Professional
Race 1: TATTERSALL'S LIFE MEMBERS QTIS 3YO Fillies Plate - 1200m



29 June 2024 - 11:44
Track Rating: Good 4, Weather: Fine, Rail Position: +6m 1600m-1000m; +7m Remainder

BRISBANE RACING CLUB

Section	Overall	1000m	800m	600m	400m	200m
Section Times	1:09.43 [6] (0:14.29)	0:55.14 [9] (0:10.75)	0:44.39 [9] (0:10.56)	0:33.83 [8] (0:10.84)	0:22.99 [8] (0:10.93)	0:12.06 [8] (0:12.06)
Average Speed [km/h]	50.4	66.9	68.6	67.5	65.9	59.4
Top Speed [km/h]	66.6	69.3	69.2	68.1	67.7	63.8
Avg. Dist. to Rail [m]	2.9	0.6	1.6	3.0	6.4	5.2
Avg. Stride Freq. [Hz]	2.3	2.4	2.4	2.4	2.3	2.3
Avg. Stride Length [m]	6.2	7.9	8.0	8.0	7.8	7.3



- [] Ranking at each section and finish
- .-.- No data available at this section
- NA No data available



Horse/Jockey Name	Cassiere
Final Rank	7
Fastest Section Time (Section)	0:10.68 (800m)
Top Speed [km/h] (Section)	69.4 (800m)
Race State	Finished



Eagle Farm QLD Professional
Race 1: TATTERSALL'S LIFE MEMBERS QTIS 3YO Fillies Plate - 1200m

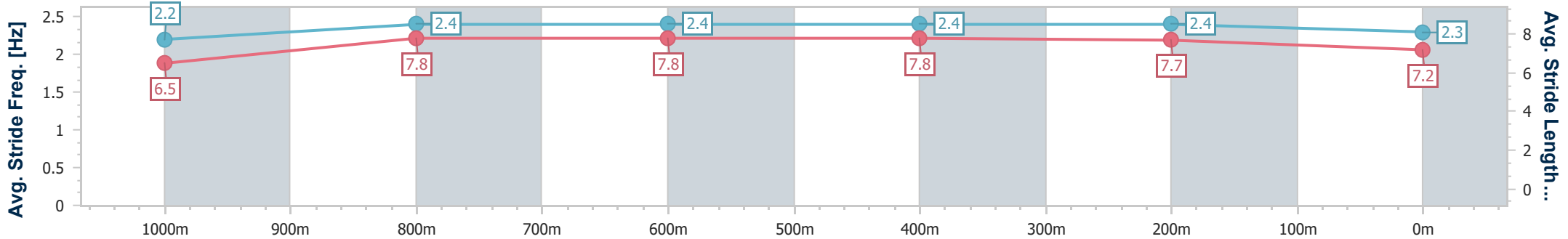
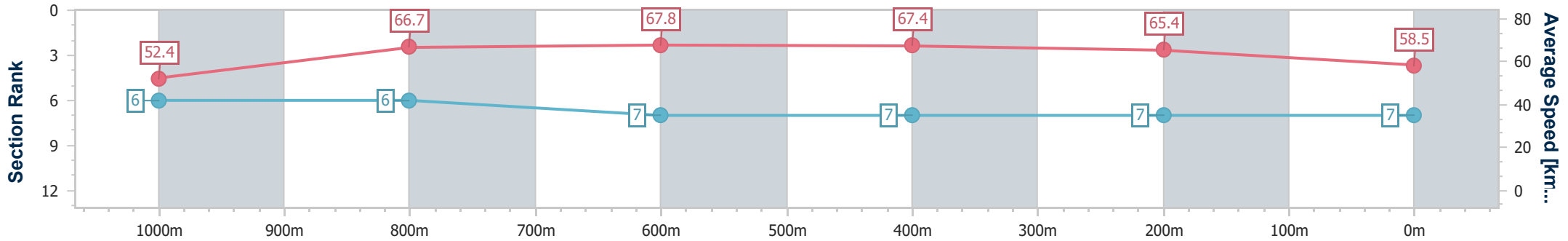


29 June 2024 - 11:44

Track Rating: Good 4, Weather: Fine, Rail Position: +6m 1600m-1000m; +7m Remainder

BRISBANE RACING CLUB

Section	Overall	1000m	800m	600m	400m	200m
Section Times	1:09.48 [7] (0:13.78)	0:55.70 [6] (0:10.94)	0:44.76 [6] (0:10.68)	0:34.08 [7] (0:10.79)	0:23.29 [7] (0:10.98)	0:12.31 [7] (0:12.31)
Average Speed [km/h]	52.4	66.7	67.8	67.4	65.4	58.5
Top Speed [km/h]	65.4	67.7	69.4	69.3	67.7	62.1
Avg. Dist. to Rail [m]	3.4	2.4	1.8	1.5	4.8	5.6
Avg. Stride Freq. [Hz]	2.2	2.4	2.4	2.4	2.4	2.3
Avg. Stride Length [m]	6.5	7.8	7.8	7.8	7.7	7.2



- [] Ranking at each section and finish
- .-.- No data available at this section
- NA No data available



Horse/Jockey Name	Outweighed
Final Rank	8
Fastest Section Time (Section)	0:10.45 (1000m)
Top Speed [km/h] (Section)	71.5 (Overall)
Race State	Finished



Eagle Farm QLD Professional
Race 1: TATTERSALL'S LIFE MEMBERS QTIS 3YO Fillies Plate - 1200m

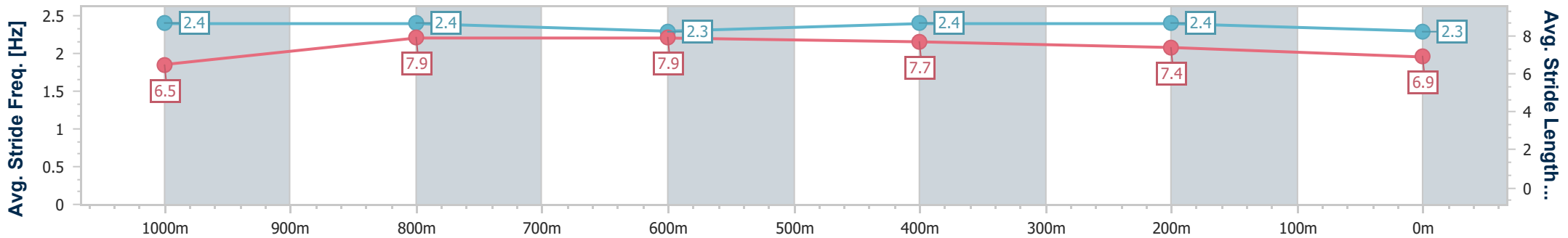
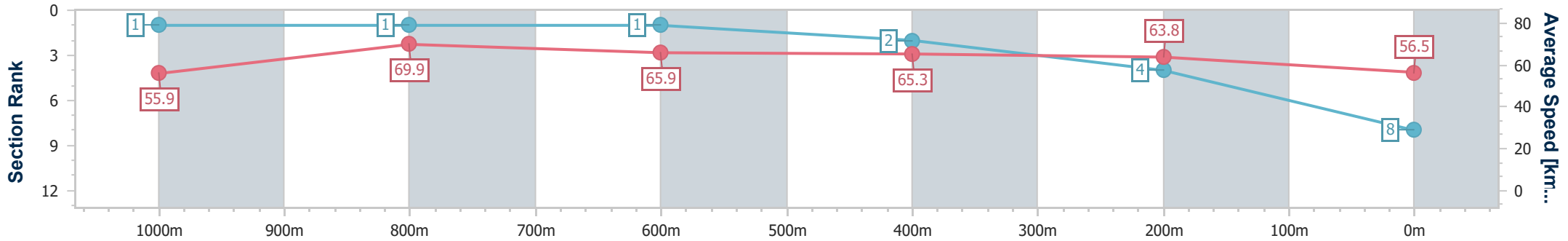


29 June 2024 - 11:44

Track Rating: Good 4, Weather: Fine, Rail Position: +6m 1600m-1000m; +7m Remainder

BRISBANE RACING CLUB

Section	Overall	1000m	800m	600m	400m	200m
Section Times	1:09.60 [8] (0:12.88)	0:56.72 [1] (0:10.45)	0:46.27 [1] (0:11.08)	0:35.19 [1] (0:11.15)	0:24.04 [2] (0:11.29)	0:12.75 [4] (0:12.75)
Average Speed [km/h]	55.9	69.9	65.9	65.3	63.8	56.5
Top Speed [km/h]	71.5	71.3	68.2	67.0	66.0	61.3
Avg. Dist. to Rail [m]	5.2	2.7	3.0	2.2	4.0	3.4
Avg. Stride Freq. [Hz]	2.4	2.4	2.3	2.4	2.4	2.3
Avg. Stride Length [m]	6.5	7.9	7.9	7.7	7.4	6.9



- [] Ranking at each section and finish
- .-.- No data available at this section
- NA No data available



Horse/Jockey Name	Glass Of Rose
Final Rank	9
Fastest Section Time (Section)	0:10.80 (800m)
Top Speed [km/h] (Section)	68.8 (600m)
Race State	Finished



Eagle Farm QLD Professional
Race 1: TATTERSALL'S LIFE MEMBERS QTIS 3YO Fillies Plate - 1200m

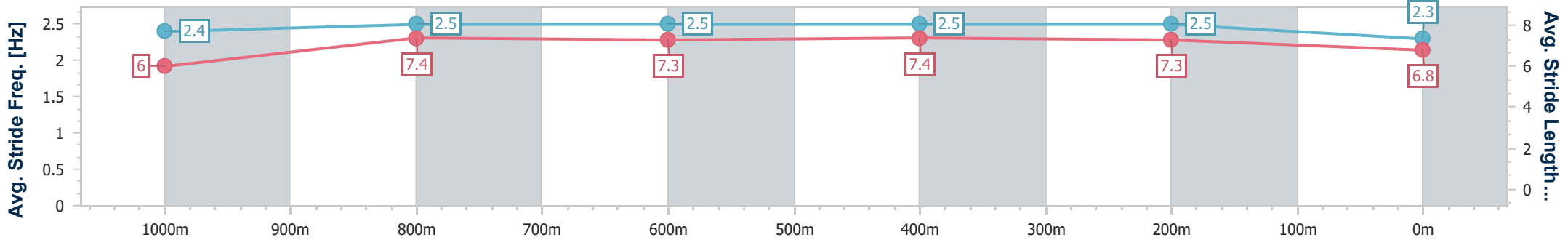
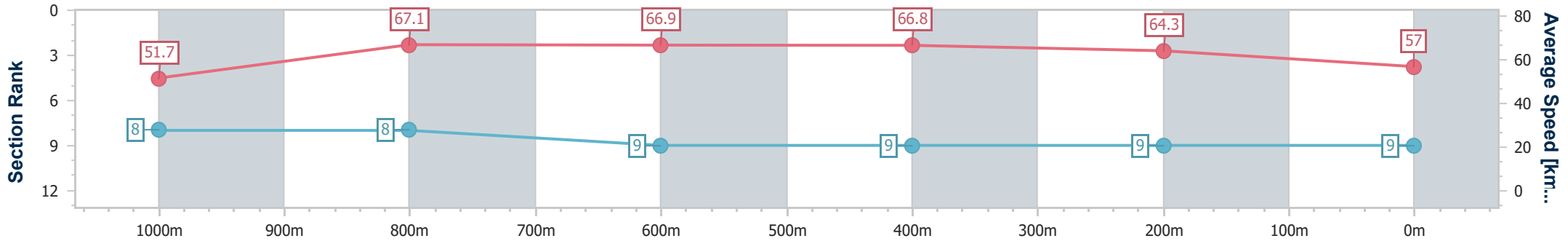


29 June 2024 - 11:44

Track Rating: Good 4, Weather: Fine, Rail Position: +6m 1600m-1000m; +7m Remainder

BRISBANE RACING CLUB

Section	Overall	1000m	800m	600m	400m	200m
Section Times	1:10.40 [9] (0:14.01)	0:56.39 [8] (0:10.87)	0:45.52 [8] (0:10.80)	0:34.72 [9] (0:10.87)	0:23.85 [9] (0:11.20)	0:12.65 [9] (0:12.65)
Average Speed [km/h]	51.7	67.1	66.9	66.8	64.3	57.0
Top Speed [km/h]	65.0	68.3	68.0	68.8	66.4	61.8
Avg. Dist. to Rail [m]	4.8	2.8	1.3	1.3	4.8	3.0
Avg. Stride Freq. [Hz]	2.4	2.5	2.5	2.5	2.5	2.3
Avg. Stride Length [m]	6.0	7.4	7.3	7.4	7.3	6.8



- [] Ranking at each section and finish
- .-.- No data available at this section
- NA No data available



Eagle Farm QLD Professional

Race 2: IMPRESSU PRINT GROUP TATTERSALL'S STAKES - 1400m

29 June 2024 - 12:20



BRISBANE
RACING CLUB

Track Rating: Good 4, Weather: Fine, Rail Position: +6m 1600m-1000m; +7m Remainder

Section							Overall	1200m	1000m	800m	600m	400m	Last 600m
Field Times							1:22.83 (0:13.40)	1:09.43 (0:10.65)	0:58.78 (0:11.30)	0:47.48 (0:11.51)	0:35.97 (0:11.61)	0:24.36 (0:11.77)	0:35.97
Rank	TAB	Horse/Jockey	Barrier	Top Speed [km/h]	Fastest Section								Distance Travelled [m]
1	1	DEPTH OF CHARACTER Tom Sherry	5	71.6 1200m	0:10.77 1200m	1:22.83 [1] (0:13.77)	1:09.06 [7] (0:10.77)	0:58.29 [7] (0:11.22)	0:47.07 [5] (0:11.53)	0:35.54 [6] (0:11.62)	0:23.92 [6] (0:11.66)	0:35.54	
2	2	STEEL STRIKE Tim Clark	6	69.3 1200m	0:10.65 1200m	1:23.03 [2] (0:13.40)	1:09.63 [1] (0:10.65)	0:58.98 [1] (0:11.38)	0:47.60 [2] (0:11.43)	0:36.17 [1] (0:11.61)	0:24.56 [1] (0:11.77)	0:36.17	-2
3	7	MAILI Reece Jones	3	69.1 1200m	0:10.73 1200m	1:23.08 [3] (0:13.46)	1:09.62 [3] (0:10.73)	0:58.89 [3] (0:11.39)	0:47.50 [3] (0:11.45)	0:36.05 [3] (0:11.56)	0:24.49 [2] (0:11.73)	0:36.05	+0
4	9	BLANTONS RUN Mark Du Plessis	9	69.4 1200m	0:10.71 1200m	1:23.20 [4] (0:13.99)	1:09.21 [8] (0:10.71)	0:58.50 [9] (0:11.37)	0:47.13 [9] (0:11.54)	0:35.59 [9] (0:11.49)	0:24.10 [9] (0:11.62)	0:35.59	+4
5	10	RUN LUCY RUN Damien Thornton	4	68.0 1200m	0:10.82 1200m	1:23.36 [5] (0:13.52)	1:09.84 [5] (0:10.82)	0:59.02 [5] (0:11.60)	0:47.42 [8] (0:11.45)	0:35.97 [7] (0:11.55)	0:24.42 [7] (0:11.56)	0:35.97	+6
6	3	SIMPLY FUN Cejay Graham	8	70.4 1200m	0:10.61 1200m	1:23.44 [6] (0:13.48)	1:09.96 [4] (0:10.61)	0:59.35 [2] (0:11.26)	0:48.09 [1] (0:11.55)	0:36.54 [2] (0:11.75)	0:24.79 [3] (0:11.79)	0:36.54	+10
7	6	MISS TRUSTFUL Dylan Gibbons	10	68.3 Overall	0:10.79 1200m	1:23.54 [7] (0:13.45)	1:10.09 [2] (0:10.79)	0:59.30 [4] (0:11.44)	0:47.86 [4] (0:11.46)	0:36.40 [4] (0:11.68)	0:24.72 [5] (0:11.86)	0:36.40	+5
8	4	TERRITORY ASH Robbie Dolan	7	69.4 1200m	0:10.67 1200m	1:23.63 [8] (0:14.02)	1:09.61 [9] (0:10.67)	0:58.94 [8] (0:11.24)	0:47.70 [7] (0:11.47)	0:36.23 [8] (0:11.59)	0:24.64 [8] (0:11.81)	0:36.23	+0
9	8	JULIETA Nikita Beriman	1	68.4 1200m	0:10.83 1200m	1:24.53 [9] (0:13.63)	1:10.90 [6] (0:10.83)	1:00.07 [6] (0:11.33)	0:48.74 [6] (0:11.40)	0:37.34 [5] (0:11.62)	0:25.72 [4] (0:12.04)	0:37.34	-4

Scratched: Heinous (#5)



Eagle Farm QLD Professional

Race 2: IMPRESSU PRINT GROUP TATTERSALL'S STAKES - 1400m

29 June 2024 - 12:20



BRISBANE
RACING CLUB

Track Rating: Good 4, Weather: Fine, Rail Position: +6m 1600m-1000m; +7m Remainder

Section				200m				Last 600m	
Field Times				0:12.59 (0:12.59)				0:35.97	
Rank	TAB	Horse/Jockey	Barrier	Top Speed [km/h]	Fastest Section	Margin			Distance Travelled [m]
1	1	DEPTH OF CHARACTER Tom Sherry	5	71.6 1200m	0:10.77 1200m	0:12.26 [5] (0:12.26)	1:22.83		0:35.54
2	2	STEEL STRIKE Tim Clark	6	69.3 1200m	0:10.65 1200m	0:12.79 [1] (0:12.79)	1.2L		0:36.17 -2
3	7	MAILI Reece Jones	3	69.1 1200m	0:10.73 1200m	0:12.76 [2] (0:12.76)	1.46L		0:36.05 +0
4	9	BLANTONS RUN Mark Du Plessis	9	69.4 1200m	0:10.71 1200m	0:12.48 [7] (0:12.48)	2.15L		0:35.59 +4
5	10	RUN LUCY RUN Damien Thornton	4	68.0 1200m	0:10.82 1200m	0:12.86 [4] (0:12.86)	3.12L		0:35.97 +6
6	3	SIMPLY FUN Cejay Graham	8	70.4 1200m	0:10.61 1200m	0:13.00 [3] (0:13.00)	3.59L		0:36.54 +10
7	6	MISS TRUSTFUL Dylan Gibbons	10	68.3 Overall	0:10.79 1200m	0:12.86 [6] (0:12.86)	4.18L		0:36.40 +5
8	4	TERRITORY ASH Robbie Dolan	7	69.4 1200m	0:10.67 1200m	0:12.83 [8] (0:12.83)	4.72L		0:36.23 +0
9	8	JULIETA Nikita Beriman	1	68.4 1200m	0:10.83 1200m	0:13.68 [9] (0:13.68)	10.02L		0:37.34 -4

Scratched: Heinous (#5)



Horse/Jockey Name	Depth Of Character
Final Rank	1
Fastest Section Time (Section)	0:10.77 (1200m)
Top Speed [km/h] (Section)	71.6 (1200m)
Race State	Finished



Eagle Farm QLD Professional
Race 2: IMPRESSU PRINT GROUP TATTERSALL'S STAKES - 1400m

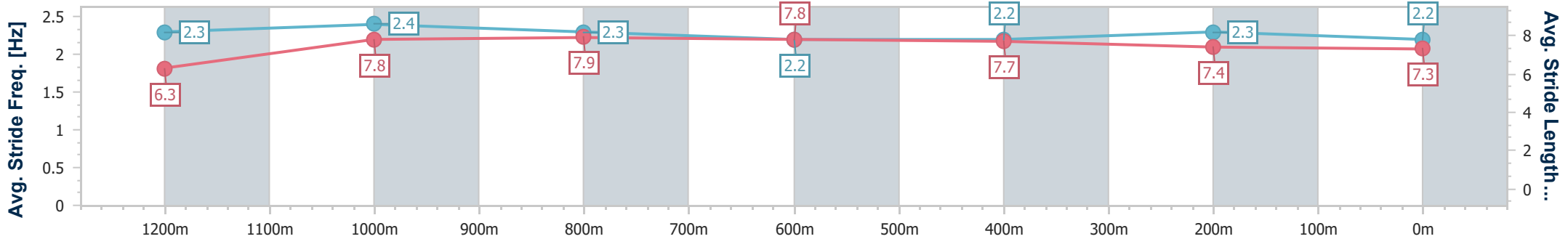
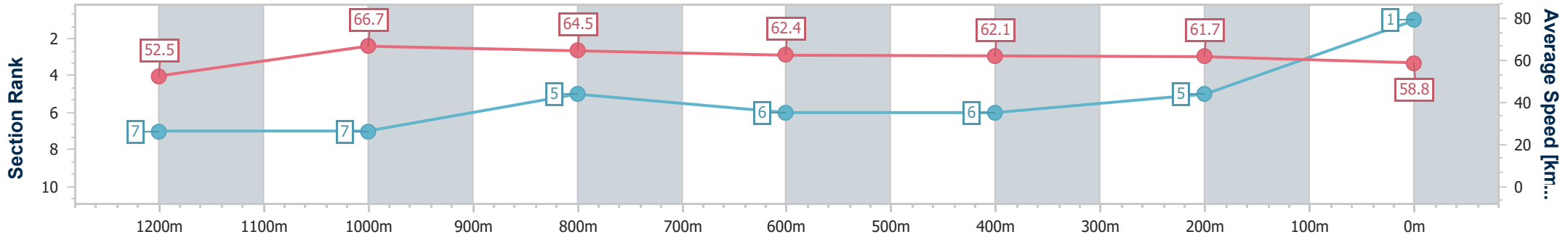


29 June 2024 - 12:20

Track Rating: Good 4, Weather: Fine, Rail Position: +6m 1600m-1000m; +7m Remainder

BRISBANE RACING CLUB

Section	Overall	1200m	1000m	800m	600m	400m	200m
Section Times	1:22.83 [1] (0:13.77)	1:09.06 [7] (0:10.77)	0:58.29 [7] (0:11.22)	0:47.07 [5] (0:11.53)	0:35.54 [6] (0:11.62)	0:23.92 [6] (0:11.66)	0:12.26 [5] (0:12.26)
Average Speed [km/h]	52.5	66.7	64.5	62.4	62.1	61.7	58.8
Top Speed [km/h]	67.7	71.6	65.6	63.8	63.0	63.1	60.4
Avg. Dist. to Rail [m]	4.1	1.1	0.6	0.6	0.3	1.1	3.2
Avg. Stride Freq. [Hz]	2.3	2.4	2.3	2.2	2.2	2.3	2.2
Avg. Stride Length [m]	6.3	7.8	7.9	7.8	7.7	7.4	7.3



- [] Ranking at each section and finish
- .-.- No data available at this section
- NA No data available



Horse/Jockey Name	Steel Strike
Final Rank	2
Fastest Section Time (Section)	0:10.65 (1200m)
Top Speed [km/h] (Section)	69.3 (1200m)
Race State	Finished



Eagle Farm QLD Professional
Race 2: IMPRESSU PRINT GROUP TATTERSALL'S STAKES - 1400m

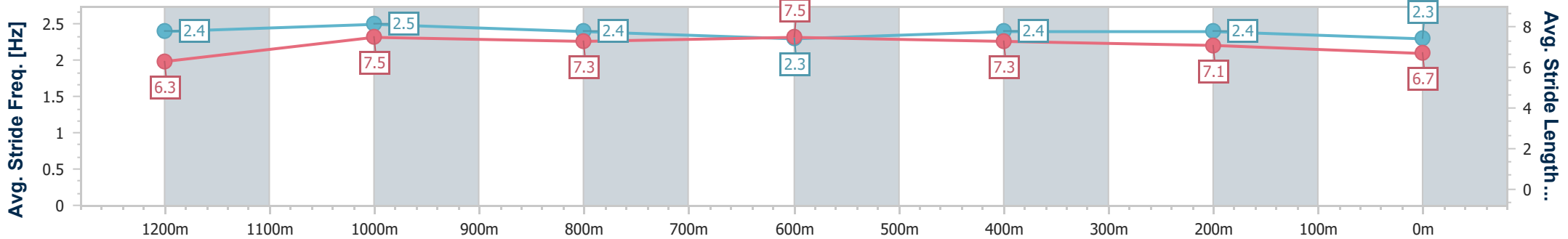
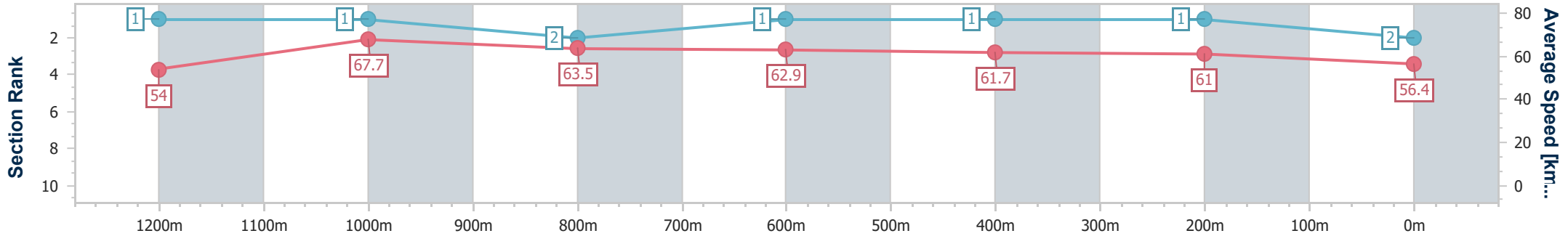


29 June 2024 - 12:20

Track Rating: Good 4, Weather: Fine, Rail Position: +6m 1600m-1000m; +7m Remainder

BRISBANE RACING CLUB

Section	Overall	1200m	1000m	800m	600m	400m	200m
Section Times	1:23.03 [2] (0:13.40)	1:09.63 [1] (0:10.65)	0:58.98 [1] (0:11.38)	0:47.60 [2] (0:11.43)	0:36.17 [1] (0:11.61)	0:24.56 [1] (0:11.77)	0:12.79 [1] (0:12.79)
Average Speed [km/h]	54.0	67.7	63.5	62.9	61.7	61.0	56.4
Top Speed [km/h]	68.4	69.3	64.9	64.2	63.1	61.7	59.4
Avg. Dist. to Rail [m]	5.6	2.9	0.9	0.9	1.3	1.1	2.0
Avg. Stride Freq. [Hz]	2.4	2.5	2.4	2.3	2.4	2.4	2.3
Avg. Stride Length [m]	6.3	7.5	7.3	7.5	7.3	7.1	6.7



- [] Ranking at each section and finish
- .-.- No data available at this section
- NA No data available



Horse/Jockey Name	Maili
Final Rank	3
Fastest Section Time (Section)	0:10.73 (1200m)
Top Speed [km/h] (Section)	69.1 (1200m)
Race State	Finished



Eagle Farm QLD Professional
Race 2: IMPRESSU PRINT GROUP TATTERSALL'S STAKES - 1400m

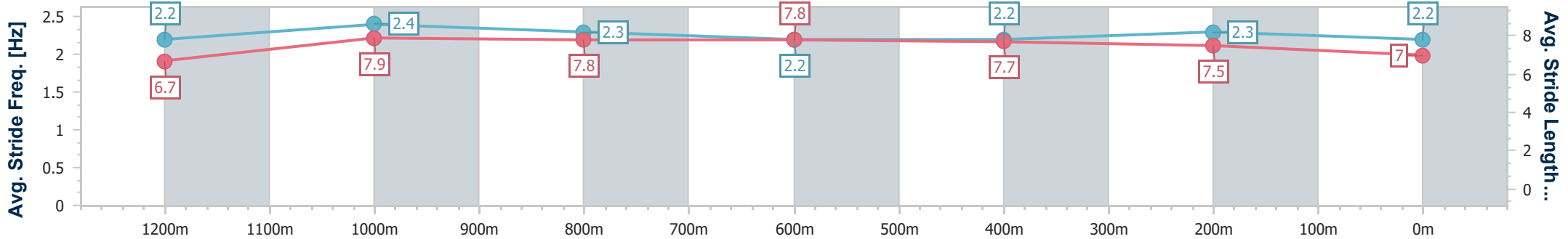
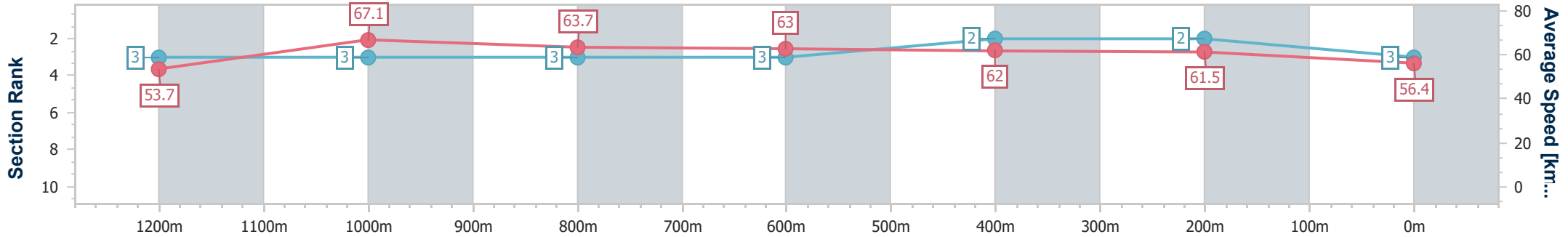


29 June 2024 - 12:20

Track Rating: Good 4, Weather: Fine, Rail Position: +6m 1600m-1000m; +7m Remainder

BRISBANE RACING CLUB

Section	Overall	1200m	1000m	800m	600m	400m	200m
Section Times	1:23.08 [3] (0:13.46)	1:09.62 [3] (0:10.73)	0:58.89 [3] (0:11.39)	0:47.50 [3] (0:11.45)	0:36.05 [3] (0:11.56)	0:24.49 [2] (0:11.73)	0:12.76 [2] (0:12.76)
Average Speed [km/h]	53.7	67.1	63.7	63.0	62.0	61.5	56.4
Top Speed [km/h]	68.3	69.1	64.8	63.8	63.1	63.2	59.4
Avg. Dist. to Rail [m]	3.2	1.9	1.2	0.2	0.4	0.4	0.8
Avg. Stride Freq. [Hz]	2.2	2.4	2.3	2.2	2.2	2.3	2.2
Avg. Stride Length [m]	6.7	7.9	7.8	7.8	7.7	7.5	7.0



- [] Ranking at each section and finish
- .-.- No data available at this section
- NA No data available



Horse/Jockey Name	Blantons Run
Final Rank	4
Fastest Section Time (Section)	0:10.71 (1200m)
Top Speed [km/h] (Section)	69.4 (1200m)
Race State	Finished



Eagle Farm QLD Professional
Race 2: IMPRESSU PRINT GROUP TATTERSALL'S STAKES - 1400m

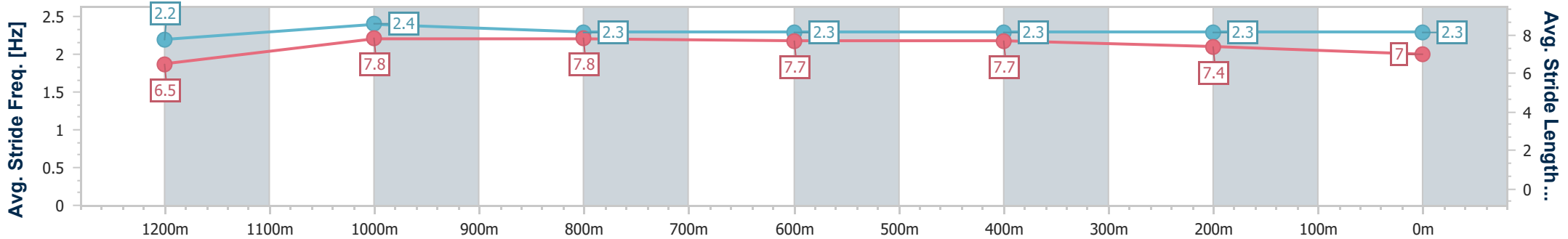
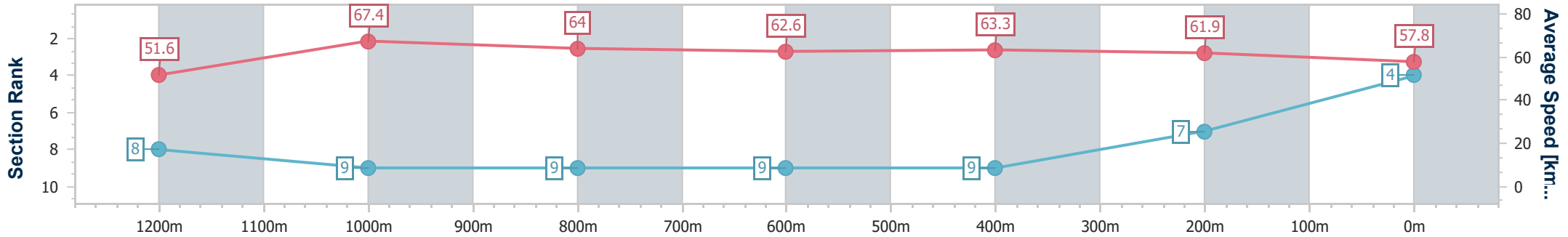


29 June 2024 - 12:20

Track Rating: Good 4, Weather: Fine, Rail Position: +6m 1600m-1000m; +7m Remainder

BRISBANE RACING CLUB

Section	Overall	1200m	1000m	800m	600m	400m	200m
Section Times	1:23.20 [4] (0:13.99)	1:09.21 [8] (0:10.71)	0:58.50 [9] (0:11.37)	0:47.13 [9] (0:11.54)	0:35.59 [9] (0:11.49)	0:24.10 [9] (0:11.62)	0:12.48 [7] (0:12.48)
Average Speed [km/h]	51.6	67.4	64.0	62.6	63.3	61.9	57.8
Top Speed [km/h]	67.5	69.4	64.9	63.7	63.9	63.3	59.5
Avg. Dist. to Rail [m]	6.2	2.3	2.0	1.2	2.2	5.5	6.0
Avg. Stride Freq. [Hz]	2.2	2.4	2.3	2.3	2.3	2.3	2.3
Avg. Stride Length [m]	6.5	7.8	7.8	7.7	7.7	7.4	7.0



- [] Ranking at each section and finish
- .-.- No data available at this section
- NA No data available



Horse/Jockey Name	Run Lucy Run
Final Rank	5
Fastest Section Time (Section)	0:10.82 (1200m)
Top Speed [km/h] (Section)	68.0 (1200m)
Race State	Finished



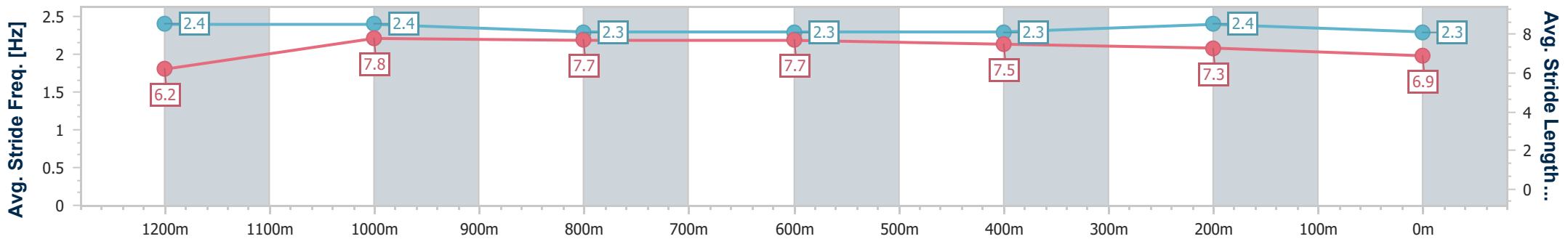
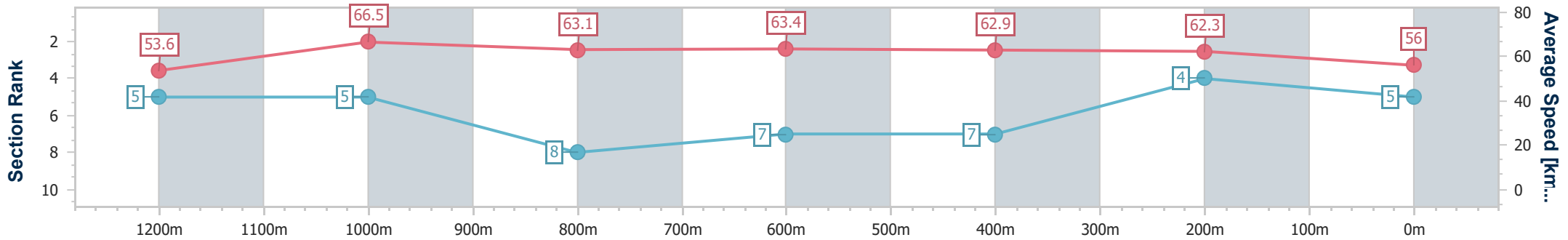
Eagle Farm QLD Professional
Race 2: IMPRESSU PRINT GROUP TATTERSALL'S STAKES - 1400m



29 June 2024 - 12:20
Track Rating: Good 4, Weather: Fine, Rail Position: +6m 1600m-1000m; +7m Remainder

BRISBANE RACING CLUB

Section	Overall	1200m	1000m	800m	600m	400m	200m
Section Times	1:23.36 [5] (0:13.52)	1:09.84 [5] (0:10.82)	0:59.02 [5] (0:11.60)	0:47.42 [8] (0:11.45)	0:35.97 [7] (0:11.55)	0:24.42 [7] (0:11.56)	0:12.86 [4] (0:12.86)
Average Speed [km/h]	53.6	66.5	63.1	63.4	62.9	62.3	56.0
Top Speed [km/h]	67.5	68.0	63.8	64.5	64.3	64.5	59.4
Avg. Dist. to Rail [m]	3.4	2.9	3.0	2.1	1.6	3.4	5.3
Avg. Stride Freq. [Hz]	2.4	2.4	2.3	2.3	2.3	2.4	2.3
Avg. Stride Length [m]	6.2	7.8	7.7	7.7	7.5	7.3	6.9



- [] Ranking at each section and finish
- .-.- No data available at this section
- NA No data available



Horse/Jockey Name	Simply Fun
Final Rank	6
Fastest Section Time (Section)	0:10.61 (1200m)
Top Speed [km/h] (Section)	70.4 (1200m)
Race State	Finished



Eagle Farm QLD Professional
Race 2: IMPRESSU PRINT GROUP TATTERSALL'S STAKES - 1400m

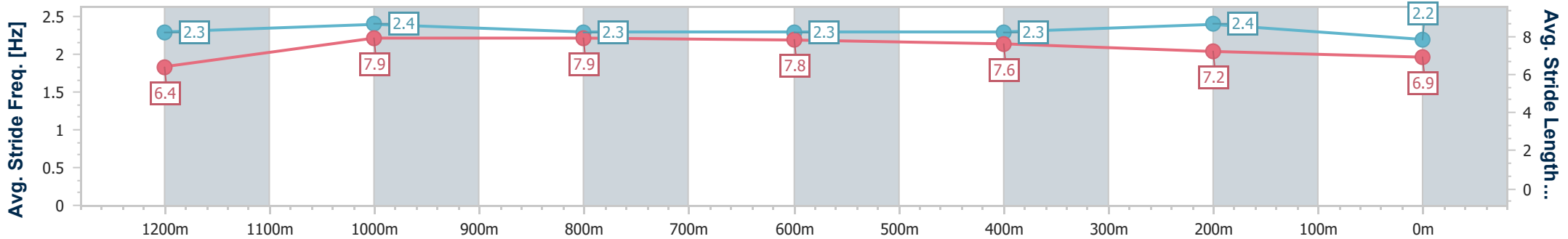
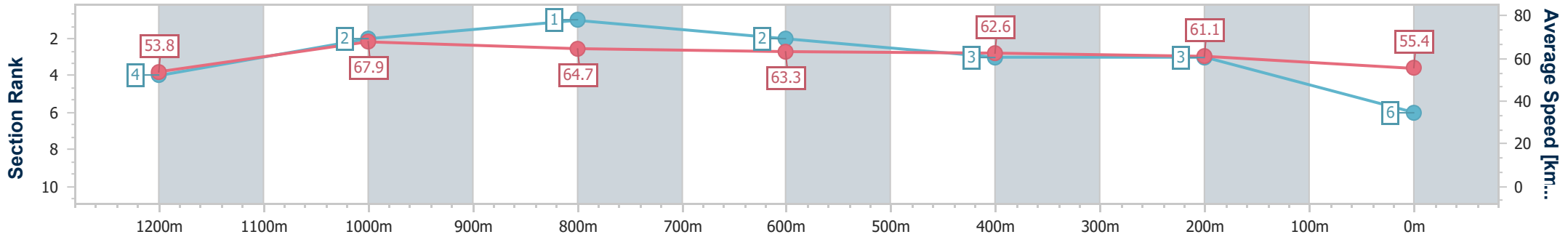


29 June 2024 - 12:20

Track Rating: Good 4, Weather: Fine, Rail Position: +6m 1600m-1000m; +7m Remainder

BRISBANE RACING CLUB

Section	Overall	1200m	1000m	800m	600m	400m	200m
Section Times	1:23.44 [6] (0:13.48)	1:09.96 [4] (0:10.61)	0:59.35 [2] (0:11.26)	0:48.09 [1] (0:11.55)	0:36.54 [2] (0:11.75)	0:24.79 [3] (0:11.79)	0:13.00 [3] (0:13.00)
Average Speed [km/h]	53.8	67.9	64.7	63.3	62.6	61.1	55.4
Top Speed [km/h]	70.3	70.4	65.5	64.6	64.0	64.0	58.7
Avg. Dist. to Rail [m]	6.3	3.4	2.8	4.0	4.2	4.8	4.2
Avg. Stride Freq. [Hz]	2.3	2.4	2.3	2.3	2.3	2.4	2.2
Avg. Stride Length [m]	6.4	7.9	7.9	7.8	7.6	7.2	6.9



- [] Ranking at each section and finish
- .-.- No data available at this section
- NA No data available



Horse/Jockey Name	Miss Trustful
Final Rank	7
Fastest Section Time (Section)	0:10.79 (1200m)
Top Speed [km/h] (Section)	68.3 (Overall)
Race State	Finished



Eagle Farm QLD Professional
Race 2: IMPRESSU PRINT GROUP TATTERSALL'S STAKES - 1400m

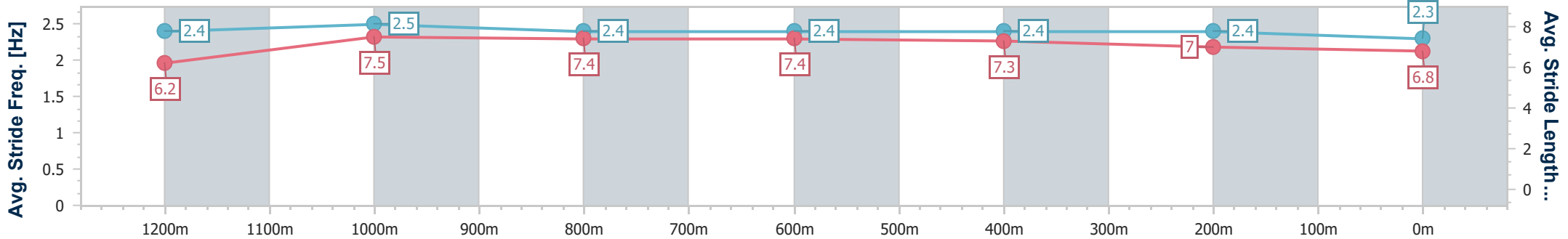
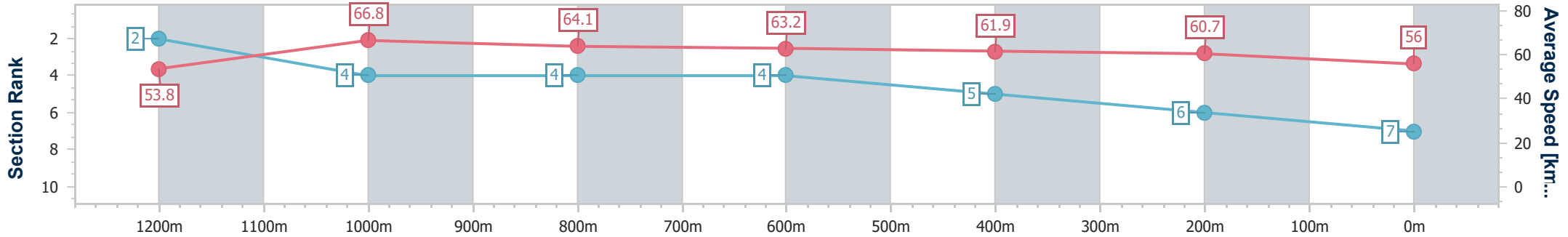


29 June 2024 - 12:20

Track Rating: Good 4, Weather: Fine, Rail Position: +6m 1600m-1000m; +7m Remainder

BRISBANE RACING CLUB

Section	Overall	1200m	1000m	800m	600m	400m	200m
Section Times	1:23.54 [7] (0:13.45)	1:10.09 [2] (0:10.79)	0:59.30 [4] (0:11.44)	0:47.86 [4] (0:11.46)	0:36.40 [4] (0:11.68)	0:24.72 [5] (0:11.86)	0:12.86 [6] (0:12.86)
Average Speed [km/h]	53.8	66.8	64.1	63.2	61.9	60.7	56.0
Top Speed [km/h]	68.3	68.2	65.2	64.4	62.9	62.5	58.6
Avg. Dist. to Rail [m]	8.0	5.1	3.0	1.4	1.4	4.2	4.3
Avg. Stride Freq. [Hz]	2.4	2.5	2.4	2.4	2.4	2.4	2.3
Avg. Stride Length [m]	6.2	7.5	7.4	7.4	7.3	7.0	6.8



- [] Ranking at each section and finish
- .-.- No data available at this section
- NA No data available



Horse/Jockey Name	Territory Ash
Final Rank	8
Fastest Section Time (Section)	0:10.67 (1200m)
Top Speed [km/h] (Section)	69.4 (1200m)
Race State	Finished



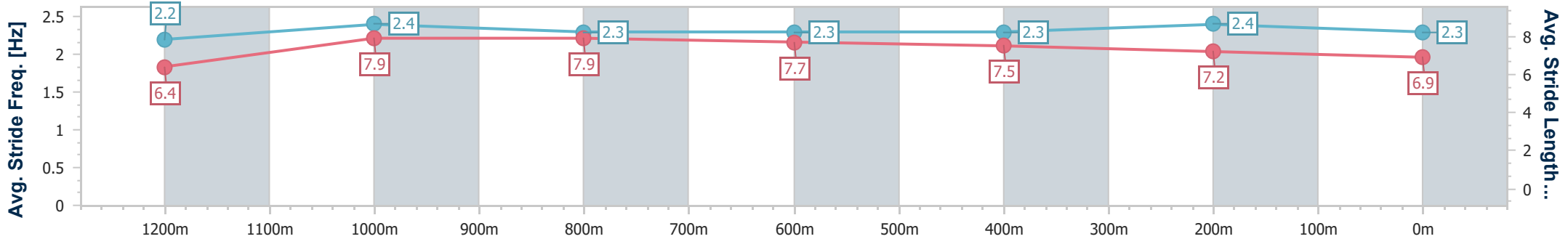
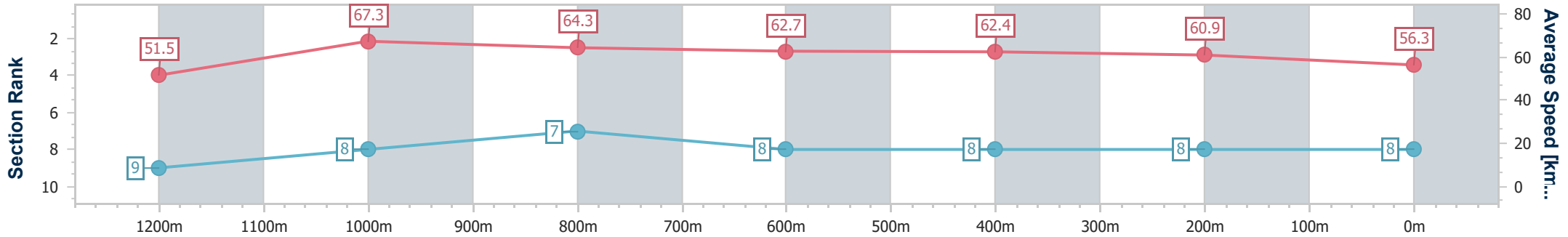
Eagle Farm QLD Professional
Race 2: IMPRESSU PRINT GROUP TATTERSALL'S STAKES - 1400m



29 June 2024 - 12:20
Track Rating: Good 4, Weather: Fine, Rail Position: +6m 1600m-1000m; +7m Remainder

BRISBANE RACING CLUB

Section	Overall	1200m	1000m	800m	600m	400m	200m
Section Times	1:23.63 [8] (0:14.02)	1:09.61 [9] (0:10.67)	0:58.94 [8] (0:11.24)	0:47.70 [7] (0:11.47)	0:36.23 [8] (0:11.59)	0:24.64 [8] (0:11.81)	0:12.83 [8] (0:12.83)
Average Speed [km/h]	51.5	67.3	64.3	62.7	62.4	60.9	56.3
Top Speed [km/h]	69.0	69.4	65.2	63.9	63.1	63.5	58.8
Avg. Dist. to Rail [m]	3.6	0.8	0.6	0.4	0.7	1.3	2.0
Avg. Stride Freq. [Hz]	2.2	2.4	2.3	2.3	2.3	2.4	2.3
Avg. Stride Length [m]	6.4	7.9	7.9	7.7	7.5	7.2	6.9



- [] Ranking at each section and finish
- .-.- No data available at this section
- NA No data available



Horse/Jockey Name	Julieta
Final Rank	9
Fastest Section Time (Section)	0:10.83 (1200m)
Top Speed [km/h] (Section)	68.4 (1200m)
Race State	Finished



Eagle Farm QLD Professional
Race 2: IMPRESSU PRINT GROUP TATTERSALL'S STAKES - 1400m

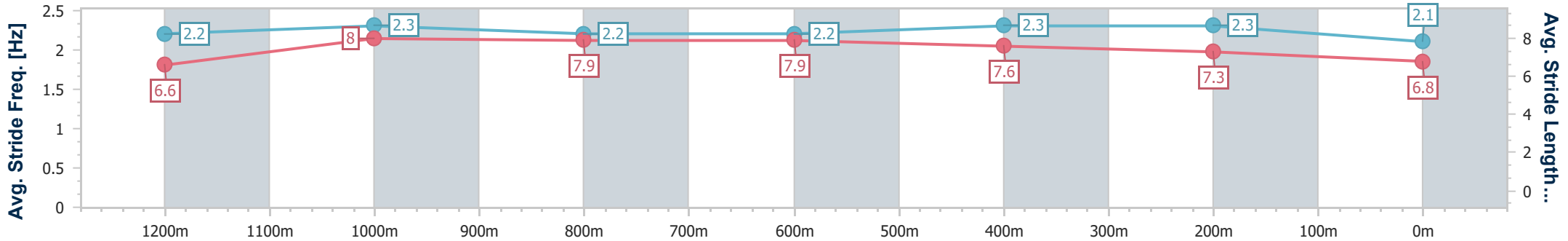
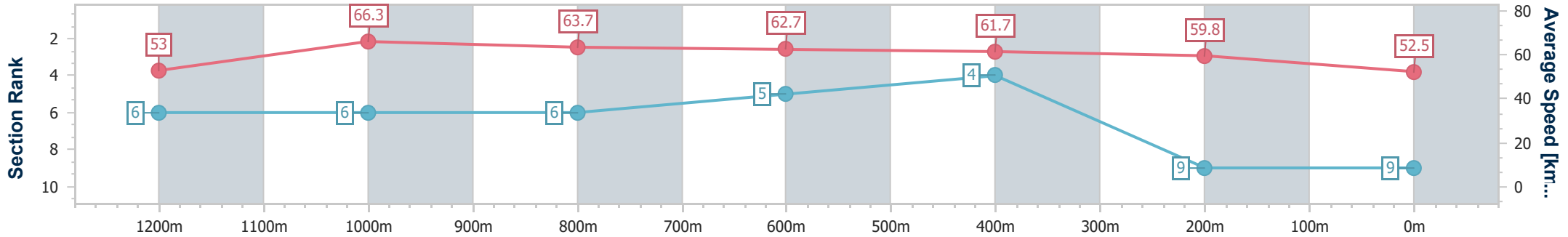


29 June 2024 - 12:20

Track Rating: Good 4, Weather: Fine, Rail Position: +6m 1600m-1000m; +7m Remainder

BRISBANE RACING CLUB

Section	Overall	1200m	1000m	800m	600m	400m	200m
Section Times	1:24.53 [9] (0:13.63)	1:10.90 [6] (0:10.83)	1:00.07 [6] (0:11.33)	0:48.74 [6] (0:11.40)	0:37.34 [5] (0:11.62)	0:25.72 [4] (0:12.04)	0:13.68 [9] (0:13.68)
Average Speed [km/h]	53.0	66.3	63.7	62.7	61.7	59.8	52.5
Top Speed [km/h]	67.8	68.4	64.9	63.5	62.3	61.9	56.8
Avg. Dist. to Rail [m]	2.0	1.1	0.6	1.5	1.2	1.6	3.1
Avg. Stride Freq. [Hz]	2.2	2.3	2.2	2.2	2.3	2.3	2.1
Avg. Stride Length [m]	6.6	8.0	7.9	7.9	7.6	7.3	6.8



- [] Ranking at each section and finish
- .-.- No data available at this section
- NA No data available



Eagle Farm QLD Professional

Race 3: EDWARD STREET BENCHMARK 85 Handicap - 1200m

29 June 2024 - 12:55



BRISBANE
RACING CLUB

Track Rating: Good 4, Weather: Fine, Rail Position: +6m 1600m-1000m; +7m Remainder

Section												Last 600m		
Field Times												0:33.38		
	Overall	1000m	800m	600m	400m	200m								
	1:09.47 (0:13.43)	0:56.04 (0:11.02)	0:45.02 (0:11.64)	0:33.38 (0:11.38)	0:22.00 (0:10.58)	0:11.42 (0:11.42)								
Rank	TAB	Horse/Jockey	Barrier	Top Speed [km/h]	Fastest Section							Margin	Distance Travelled [m]	
1	11	HIDDEN WEALTH Tommy Berry	17	69.5 1000m	0:10.58 400m	1:09.47 [1] (0:13.43)	0:56.04 [1] (0:11.02)	0:45.02 [1] (0:11.64)	0:33.38 [1] (0:11.38)	0:22.00 [1] (0:10.58)	0:11.42 [1] (0:11.42)	1:09.47	0:33.38	
2	17	MY SNOW QUEEN Angela Jones	14	67.0 Overall	0:10.88 400m	1:10.27 [2] (0:13.49)	0:56.78 [3] (0:11.09)	0:45.69 [2] (0:11.64)	0:34.05 [2] (0:11.49)	0:22.56 [2] (0:10.88)	0:11.68 [2] (0:11.68)	4.72L	0:34.05	+6
3	10	CONSTANT FLIGHT Dylan Gibbons	10	67.3 Overall	0:10.91 400m	1:10.40 [3] (0:13.47)	0:56.93 [2] (0:11.18)	0:45.75 [3] (0:11.68)	0:34.07 [3] (0:11.46)	0:22.61 [3] (0:10.91)	0:11.70 [3] (0:11.70)	5.46L	0:34.07	-3
4	4	MILLANE Tim Clark	13	68.2 400m	0:10.72 400m	1:10.44 [4] (0:14.43)	0:56.01 [10] (0:11.35)	0:44.66 [10] (0:11.31)	0:33.35 [10] (0:11.23)	0:22.12 [10] (0:10.72)	0:11.40 [8] (0:11.40)	5.73L	0:33.35	+2
5	8	PIZARRO James Orman	1	68.2 400m	0:10.74 400m	1:10.45 [5] (0:14.37)	0:56.08 [9] (0:11.21)	0:44.87 [9] (0:11.39)	0:33.48 [9] (0:11.30)	0:22.18 [9] (0:10.74)	0:11.44 [7] (0:11.44)	5.78L	0:33.48	-1
6	13	TSUNAMI SAM Tahlia Fenlon	5	67.7 400m	0:10.79 400m	1:10.47 [6] (0:13.85)	0:56.62 [4] (0:11.12)	0:45.50 [5] (0:11.52)	0:33.98 [4] (0:11.51)	0:22.47 [5] (0:10.79)	0:11.68 [5] (0:11.68)	5.85L	0:33.98	+3
7	5	THE VOWELS Ryan Maloney	6	67.2 400m	0:10.92 400m	1:10.48 [7] (0:14.06)	0:56.42 [6] (0:11.19)	0:45.23 [7] (0:11.44)	0:33.79 [6] (0:11.33)	0:22.46 [6] (0:10.92)	0:11.54 [6] (0:11.54)	5.92L	0:33.79	+2
8	16	NANAGUI Blake Shinn	4	67.2 400m	0:10.82 400m	1:10.48 [8] (0:13.85)	0:56.63 [5] (0:11.07)	0:45.56 [4] (0:11.60)	0:33.96 [5] (0:11.41)	0:22.55 [4] (0:10.82)	0:11.73 [4] (0:11.73)	5.94L	0:33.96	-2
9	9	DEVIL'S THROAT Tom Sherry	15	68.6 400m	0:10.64 400m	1:10.66 [9] (0:14.68)	0:55.98 [13] (0:11.34)	0:44.64 [13] (0:11.29)	0:33.35 [13] (0:11.31)	0:22.04 [13] (0:10.64)	0:11.40 [13] (0:11.40)	6.97L	0:33.35	+2
10	6	ZOUSHACK Cejay Graham	2	66.7 400m	0:10.87 400m	1:10.73 [10] (0:14.12)	0:56.61 [7] (0:11.12)	0:45.49 [6] (0:11.57)	0:33.92 [7] (0:11.36)	0:22.56 [7] (0:10.87)	0:11.69 [9] (0:11.69)	7.43L	0:33.92	-2

Scratched: Kazou (#14), High Blue Sea (#18), Hatchet (#7), Smashing Eagle (#19), Cavalier Charles (#3)

[] Ranking at each section and finish
 -:-:- No data available at this section
 NA No data available

SCN Saddle cloth number
 DNF Did not finish
 DNT Did not track



Eagle Farm QLD Professional

Race 3: EDWARD STREET BENCHMARK 85 Handicap - 1200m

29 June 2024 - 12:55



BRISBANE
RACING CLUB

Track Rating: Good 4, Weather: Fine, Rail Position: +6m 1600m-1000m; +7m Remainder

Section		Overall	1000m	800m	600m	400m	200m	Last 600m					
Field Times		1:09.47 (0:13.43)	0:56.04 (0:11.02)	0:45.02 (0:11.64)	0:33.38 (0:11.38)	0:22.00 (0:10.58)	0:11.42 (0:11.42)	0:33.38					
Rank	TAB Horse/Jockey	Barrier	Top Speed [km/h]	Fastest Section	Margin							Distance Travelled [m]	
11	1 GO WANDJI Jake Molloy	18	68.7 600m	0:10.63 400m	1:10.78 [11] (0:14.80)	0:55.98 [14] (0:11.42)	0:44.56 [14] (0:11.22)	0:33.34 [14] (0:11.33)	0:22.01 [14] (0:10.63)	0:11.38 [14] (0:11.38)	7.69L	0:33.34	+7
12	2 SEA RAIDER Michael Rodd	3	66.3 400m	0:11.02 400m	1:10.82 [12] (0:14.25)	0:56.57 [8] (0:11.29)	0:45.28 [8] (0:11.32)	0:33.96 [8] (0:11.34)	0:22.62 [8] (0:11.02)	0:11.60 [11] (0:11.60)	7.95L	0:33.96	+1
13	15 SAFEWORK Martin Harley	9	69.1 400m	0:10.65 400m	1:10.83 [13] (0:14.63)	0:56.20 [12] (0:11.30)	0:44.90 [11] (0:11.33)	0:33.57 [11] (0:11.18)	0:22.39 [11] (0:10.65)	0:11.74 [10] (0:11.74)	8.01L	0:33.57	-2
14	12 NASHIRA Billy Egan	19	68.8 600m	0:10.72 400m	1:11.13 [14] (0:14.61)	0:56.52 [11] (0:11.39)	0:45.13 [12] (0:11.28)	0:33.85 [12] (0:11.24)	0:22.61 [12] (0:10.72)	0:11.89 [12] (0:11.89)	9.78L	0:33.85	+6

Scratched: Kazou (#14), High Blue Sea (#18), Hatchet (#7), Smashing Eagle (#19), Cavalier Charles (#3)

[] Ranking at each section and finish
 -:-:-:- No data available at this section
 NA No data available

SCN Saddle cloth number
 DNF Did not finish
 DNT Did not track



Horse/Jockey Name	Hidden Wealth
Final Rank	1
Fastest Section Time (Section)	0:10.58 (400m)
Top Speed [km/h] (Section)	69.5 (1000m)
Race State	Finished



Eagle Farm QLD Professional

Race 3: EDWARD STREET BENCHMARK 85 Handicap - 1200m

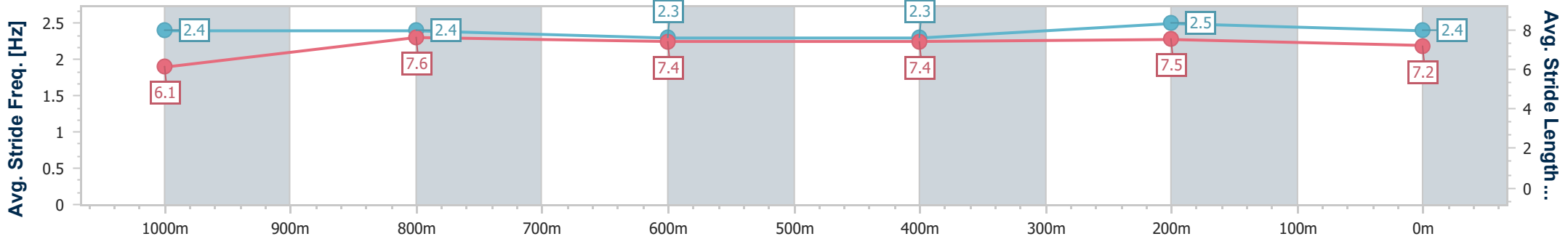
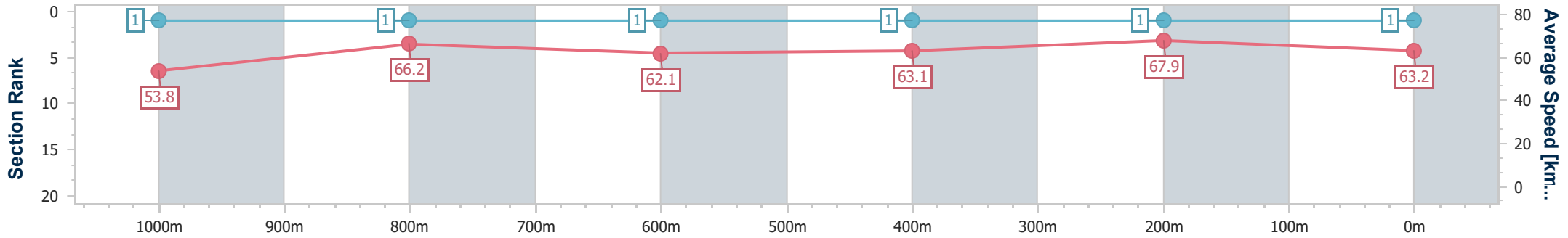
29 June 2024 - 12:55

Track Rating: Good 4, Weather: Fine, Rail Position: +6m 1600m-1000m; +7m Remainder



BRISBANE RACING CLUB

Section	Overall	1000m	800m	600m	400m	200m
Section Times	1:09.47 [1] (0:13.43)	0:56.04 [1] (0:11.02)	0:45.02 [1] (0:11.64)	0:33.38 [1] (0:11.38)	0:22.00 [1] (0:10.58)	0:11.42 [1] (0:11.42)
Average Speed [km/h]	53.8	66.2	62.1	63.1	67.9	63.2
Top Speed [km/h]	69.3	69.5	63.7	66.8	69.2	66.8
Avg. Dist. to Rail [m]	8.7	2.8	0.8	0.8	0.8	0.4
Avg. Stride Freq. [Hz]	2.4	2.4	2.3	2.3	2.5	2.4
Avg. Stride Length [m]	6.1	7.6	7.4	7.4	7.5	7.2



- [] Ranking at each section and finish
- .-.- No data available at this section
- NA No data available



Horse/Jockey Name	My Snow Queen
Final Rank	2
Fastest Section Time (Section)	0:10.88 (400m)
Top Speed [km/h] (Section)	67.0 (Overall)
Race State	Finished



Eagle Farm QLD Professional

Race 3: EDWARD STREET BENCHMARK 85 Handicap - 1200m

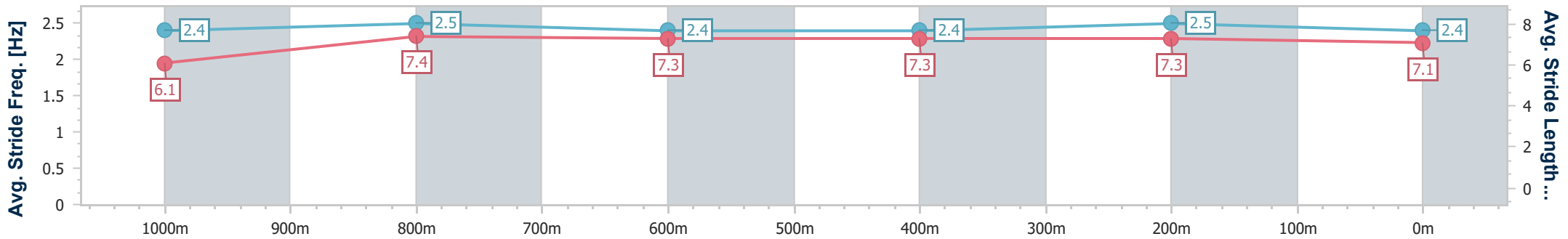
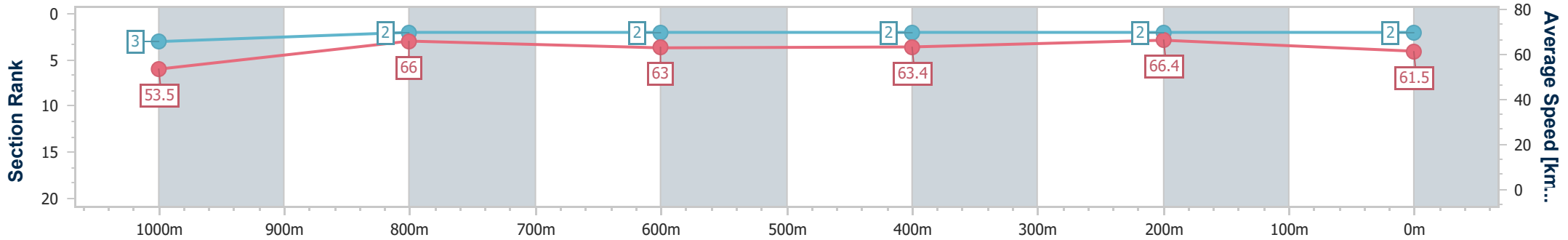
29 June 2024 - 12:55

Track Rating: Good 4, Weather: Fine, Rail Position: +6m 1600m-1000m; +7m Remainder



BRISBANE RACING CLUB

Section	Overall	1000m	800m	600m	400m	200m
Section Times	1:10.27 [2] (0:13.49)	0:56.78 [3] (0:11.09)	0:45.69 [2] (0:11.64)	0:34.05 [2] (0:11.49)	0:22.56 [2] (0:10.88)	0:11.68 [2] (0:11.68)
Average Speed [km/h]	53.5	66.0	63.0	63.4	66.4	61.5
Top Speed [km/h]	67.0	67.0	65.1	66.1	66.9	64.5
Avg. Dist. to Rail [m]	7.0	3.6	4.0	2.2	2.5	3.1
Avg. Stride Freq. [Hz]	2.4	2.5	2.4	2.4	2.5	2.4
Avg. Stride Length [m]	6.1	7.4	7.3	7.3	7.3	7.1



- [] Ranking at each section and finish
- .-.- No data available at this section
- NA No data available



Horse/Jockey Name	Constant Flight
Final Rank	3
Fastest Section Time (Section)	0:10.91 (400m)
Top Speed [km/h] (Section)	67.3 (Overall)
Race State	Finished



Eagle Farm QLD Professional

Race 3: EDWARD STREET BENCHMARK 85 Handicap - 1200m

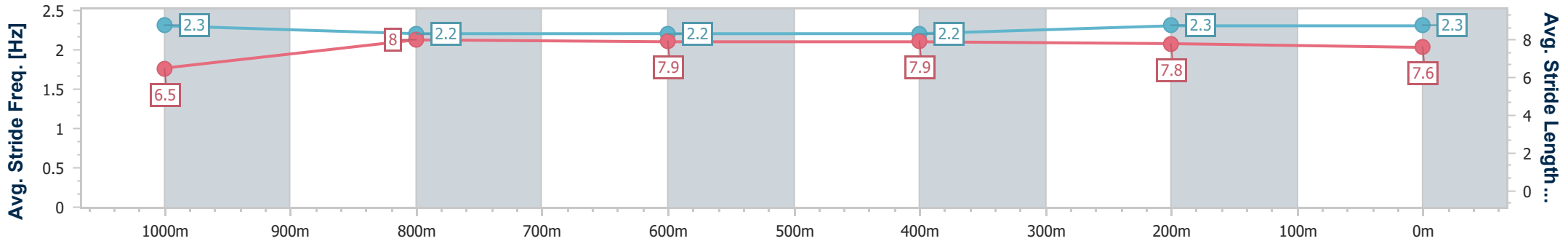
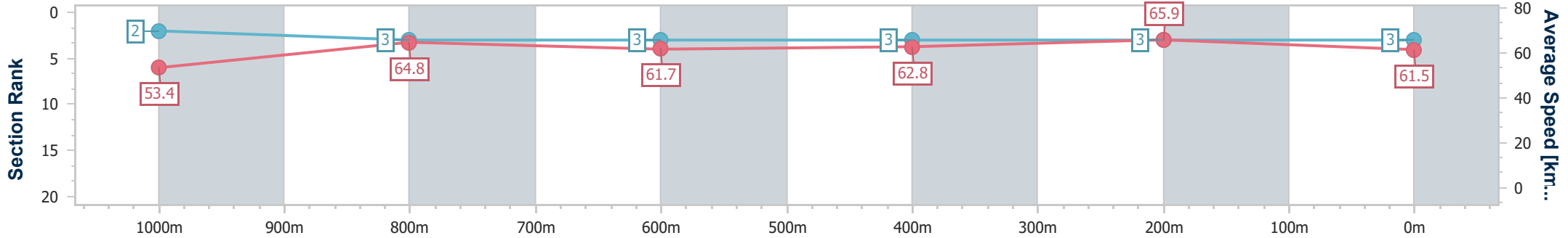
29 June 2024 - 12:55

Track Rating: Good 4, Weather: Fine, Rail Position: +6m 1600m-1000m; +7m Remainder



BRISBANE RACING CLUB

Section	Overall	1000m	800m	600m	400m	200m
Section Times	1:10.40 [3] (0:13.47)	0:56.93 [2] (0:11.18)	0:45.75 [3] (0:11.68)	0:34.07 [3] (0:11.46)	0:22.61 [3] (0:10.91)	0:11.70 [3] (0:11.70)
Average Speed [km/h]	53.4	64.8	61.7	62.8	65.9	61.5
Top Speed [km/h]	67.3	67.0	63.3	65.2	66.4	64.7
Avg. Dist. to Rail [m]	5.9	1.7	0.7	0.2	0.2	0.5
Avg. Stride Freq. [Hz]	2.3	2.2	2.2	2.2	2.3	2.3
Avg. Stride Length [m]	6.5	8.0	7.9	7.9	7.8	7.6



- [] Ranking at each section and finish
- .-.- No data available at this section
- NA No data available



Horse/Jockey Name	Millane
Final Rank	4
Fastest Section Time (Section)	0:10.72 (400m)
Top Speed [km/h] (Section)	68.2 (400m)
Race State	Finished



Eagle Farm QLD Professional

Race 3: EDWARD STREET BENCHMARK 85 Handicap - 1200m

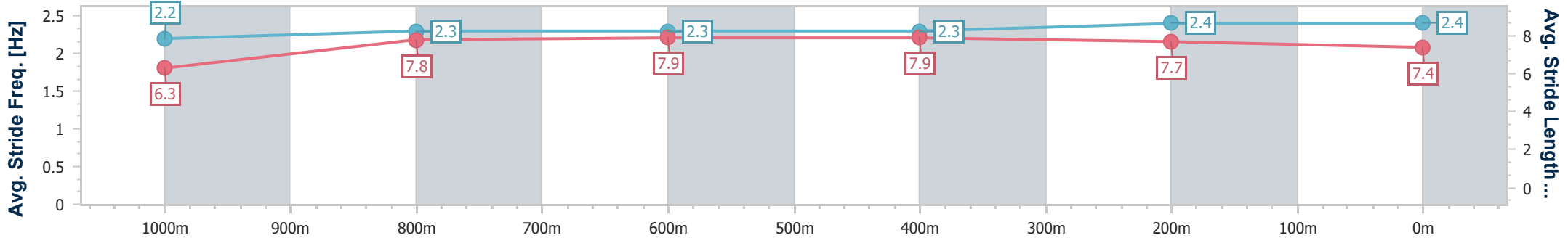
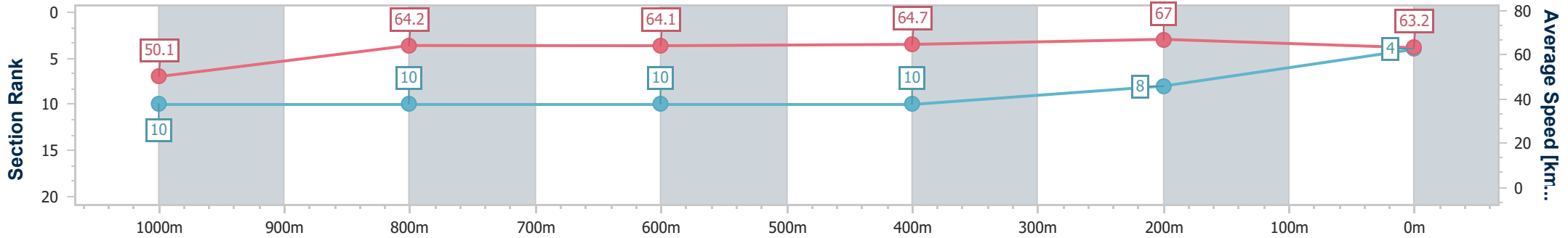
29 June 2024 - 12:55

Track Rating: Good 4, Weather: Fine, Rail Position: +6m 1600m-1000m; +7m Remainder



BRISBANE RACING CLUB

Section	Overall	1000m	800m	600m	400m	200m
Section Times	1:10.44 [4] (0:14.43)	0:56.01 [10] (0:11.35)	0:44.66 [10] (0:11.31)	0:33.35 [10] (0:11.23)	0:22.12 [10] (0:10.72)	0:11.40 [8] (0:11.40)
Average Speed [km/h]	50.1	64.2	64.1	64.7	67.0	63.2
Top Speed [km/h]	64.7	65.5	65.4	67.1	68.2	65.6
Avg. Dist. to Rail [m]	5.8	2.7	1.3	1.8	5.7	7.0
Avg. Stride Freq. [Hz]	2.2	2.3	2.3	2.3	2.4	2.4
Avg. Stride Length [m]	6.3	7.8	7.9	7.9	7.7	7.4



- [] Ranking at each section and finish
- .-.- No data available at this section
- NA No data available



Horse/Jockey Name	Pizarro
Final Rank	5
Fastest Section Time (Section)	0:10.74 (400m)
Top Speed [km/h] (Section)	68.2 (400m)
Race State	Finished



Eagle Farm QLD Professional

Race 3: EDWARD STREET BENCHMARK 85 Handicap - 1200m

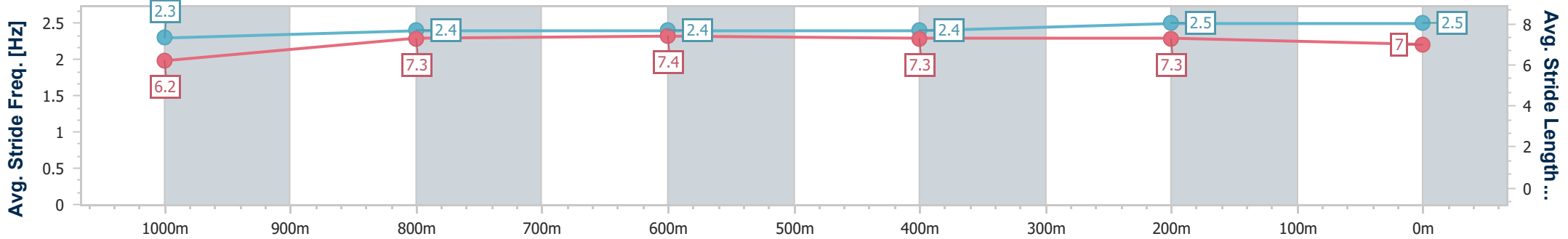
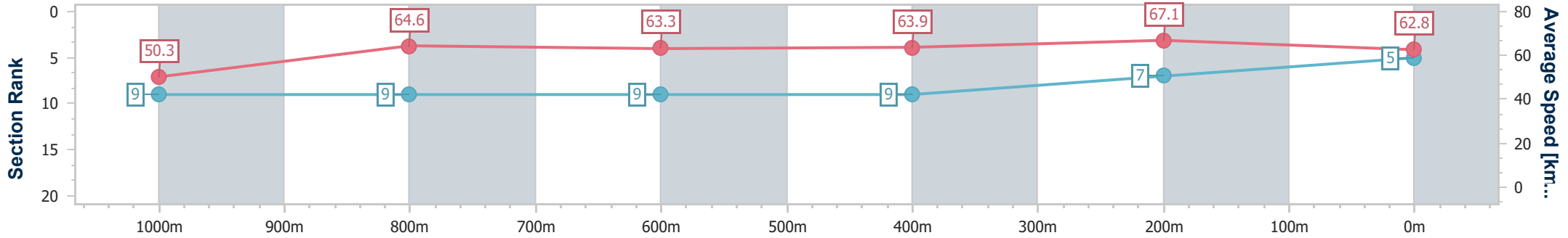
29 June 2024 - 12:55

Track Rating: Good 4, Weather: Fine, Rail Position: +6m 1600m-1000m; +7m Remainder



BRISBANE RACING CLUB

Section	Overall	1000m	800m	600m	400m	200m
Section Times	1:10.45 [5] (0:14.37)	0:56.08 [9] (0:11.21)	0:44.87 [9] (0:11.39)	0:33.48 [9] (0:11.30)	0:22.18 [9] (0:10.74)	0:11.44 [7] (0:11.44)
Average Speed [km/h]	50.3	64.6	63.3	63.9	67.1	62.8
Top Speed [km/h]	62.7	65.6	65.3	67.9	68.2	65.7
Avg. Dist. to Rail [m]	0.9	1.4	0.4	0.4	2.3	4.6
Avg. Stride Freq. [Hz]	2.3	2.4	2.4	2.4	2.5	2.5
Avg. Stride Length [m]	6.2	7.3	7.4	7.3	7.3	7.0



- [] Ranking at each section and finish
- .-.- No data available at this section
- NA No data available



Horse/Jockey Name	Tsunami Sam
Final Rank	6
Fastest Section Time (Section)	0:10.79 (400m)
Top Speed [km/h] (Section)	67.7 (400m)
Race State	Finished



Eagle Farm QLD Professional

Race 3: EDWARD STREET BENCHMARK 85 Handicap - 1200m

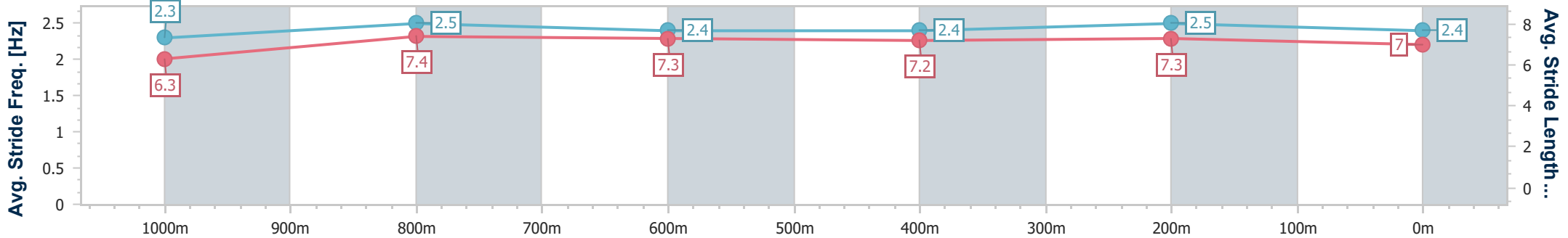
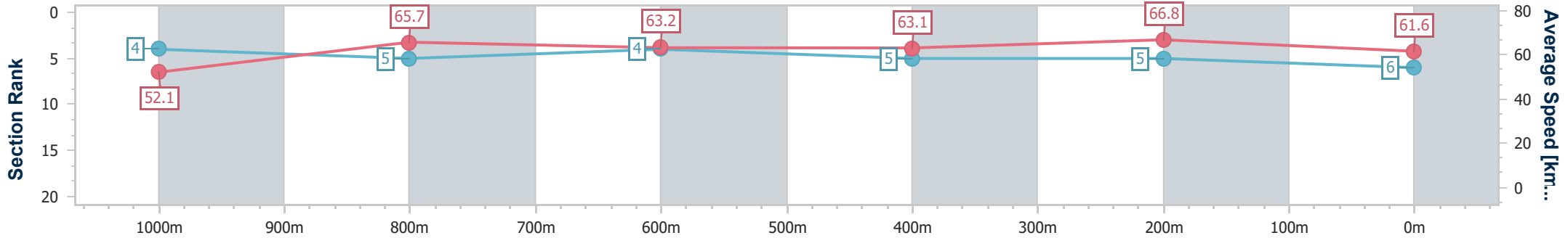
29 June 2024 - 12:55

Track Rating: Good 4, Weather: Fine, Rail Position: +6m 1600m-1000m; +7m Remainder



BRISBANE RACING CLUB

Section	Overall	1000m	800m	600m	400m	200m
Section Times	1:10.47 [6] (0:13.85)	0:56.62 [4] (0:11.12)	0:45.50 [5] (0:11.52)	0:33.98 [4] (0:11.51)	0:22.47 [5] (0:10.79)	0:11.68 [5] (0:11.68)
Average Speed [km/h]	52.1	65.7	63.2	63.1	66.8	61.6
Top Speed [km/h]	65.4	66.9	65.6	65.4	67.7	65.4
Avg. Dist. to Rail [m]	3.9	3.1	2.0	2.0	3.3	4.5
Avg. Stride Freq. [Hz]	2.3	2.5	2.4	2.4	2.5	2.4
Avg. Stride Length [m]	6.3	7.4	7.3	7.2	7.3	7.0



- [] Ranking at each section and finish
- .-.- No data available at this section
- NA No data available



Horse/Jockey Name	The Vowels
Final Rank	7
Fastest Section Time (Section)	0:10.92 (400m)
Top Speed [km/h] (Section)	67.2 (400m)
Race State	Finished



Eagle Farm QLD Professional

Race 3: EDWARD STREET BENCHMARK 85 Handicap - 1200m

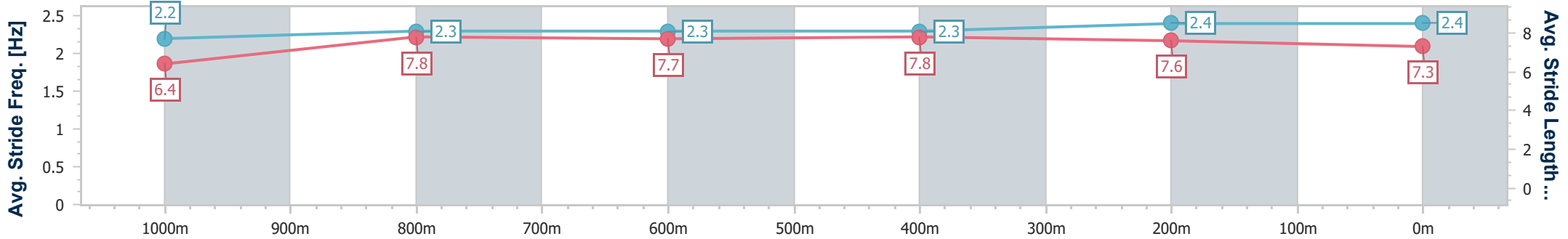
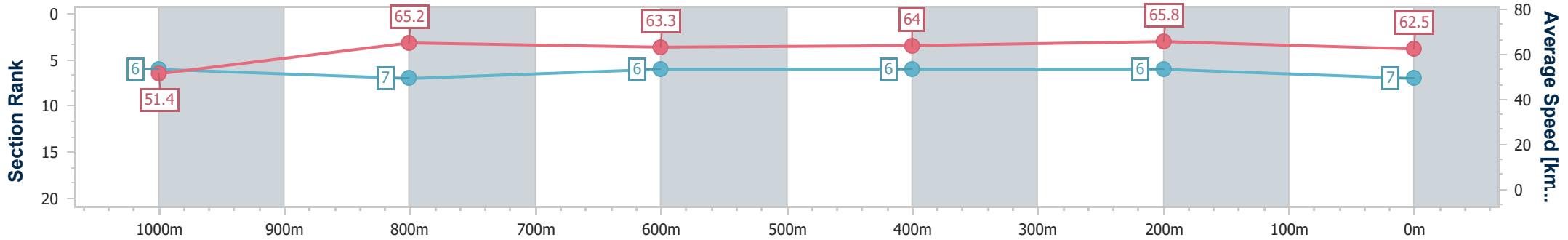
29 June 2024 - 12:55

Track Rating: Good 4, Weather: Fine, Rail Position: +6m 1600m-1000m; +7m Remainder



BRISBANE RACING CLUB

Section	Overall	1000m	800m	600m	400m	200m
Section Times	1:10.48 [7] (0:14.06)	0:56.42 [6] (0:11.19)	0:45.23 [7] (0:11.44)	0:33.79 [6] (0:11.33)	0:22.46 [6] (0:10.92)	0:11.54 [6] (0:11.54)
Average Speed [km/h]	51.4	65.2	63.3	64.0	65.8	62.5
Top Speed [km/h]	65.0	66.0	65.7	67.2	67.2	64.2
Avg. Dist. to Rail [m]	4.5	2.7	1.6	1.1	3.3	5.5
Avg. Stride Freq. [Hz]	2.2	2.3	2.3	2.3	2.4	2.4
Avg. Stride Length [m]	6.4	7.8	7.7	7.8	7.6	7.3



- [] Ranking at each section and finish
- .-.- No data available at this section
- NA No data available



Horse/Jockey Name	Nanagui
Final Rank	8
Fastest Section Time (Section)	0:10.82 (400m)
Top Speed [km/h] (Section)	67.2 (400m)
Race State	Finished



Eagle Farm QLD Professional

Race 3: EDWARD STREET BENCHMARK 85 Handicap - 1200m

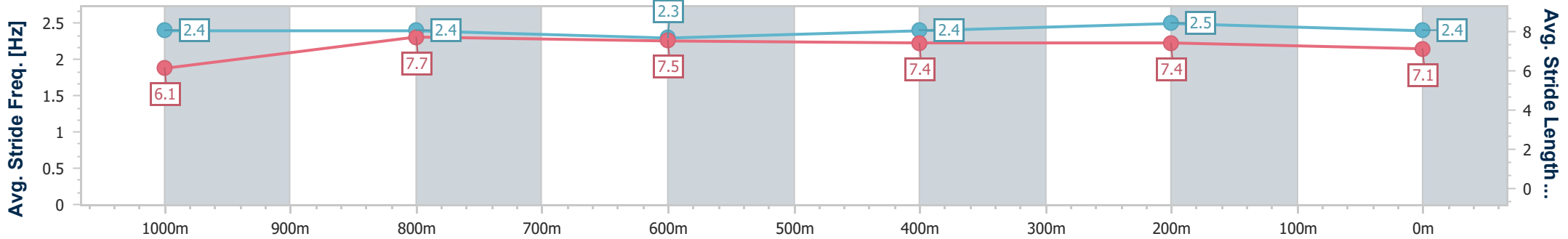
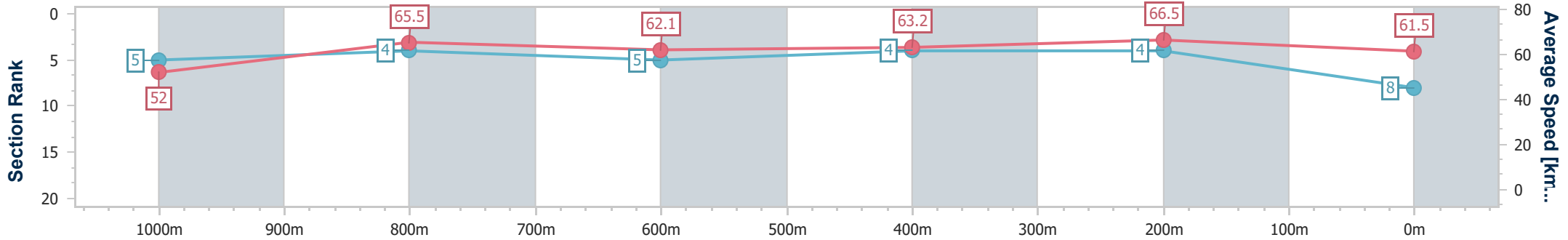
29 June 2024 - 12:55

Track Rating: Good 4, Weather: Fine, Rail Position: +6m 1600m-1000m; +7m Remainder



BRISBANE RACING CLUB

Section	Overall	1000m	800m	600m	400m	200m
Section Times	1:10.48 [8] (0:13.85)	0:56.63 [5] (0:11.07)	0:45.56 [4] (0:11.60)	0:33.96 [5] (0:11.41)	0:22.55 [4] (0:10.82)	0:11.73 [4] (0:11.73)
Average Speed [km/h]	52.0	65.5	62.1	63.2	66.5	61.5
Top Speed [km/h]	65.6	66.3	64.2	66.4	67.2	64.8
Avg. Dist. to Rail [m]	2.8	1.3	0.7	0.2	0.6	1.9
Avg. Stride Freq. [Hz]	2.4	2.4	2.3	2.4	2.5	2.4
Avg. Stride Length [m]	6.1	7.7	7.5	7.4	7.4	7.1



- [] Ranking at each section and finish
- .-.- No data available at this section
- NA No data available



Horse/Jockey Name	Devil's Throat
Final Rank	9
Fastest Section Time (Section)	0:10.64 (400m)
Top Speed [km/h] (Section)	68.6 (400m)
Race State	Finished



Eagle Farm QLD Professional

Race 3: EDWARD STREET BENCHMARK 85 Handicap - 1200m

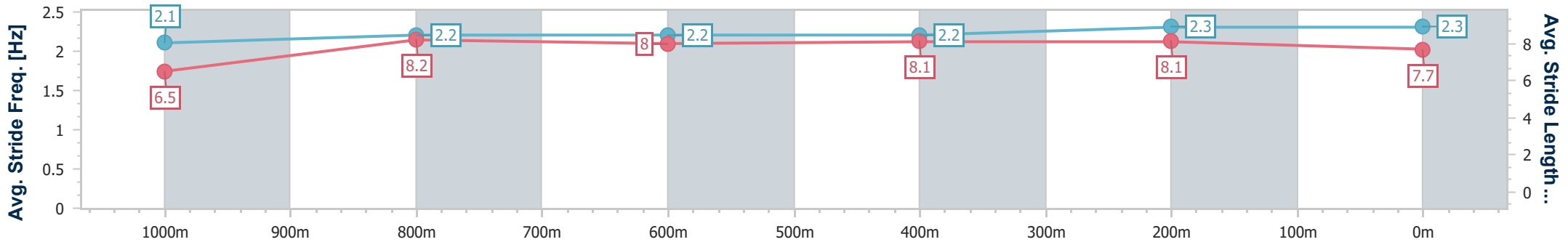
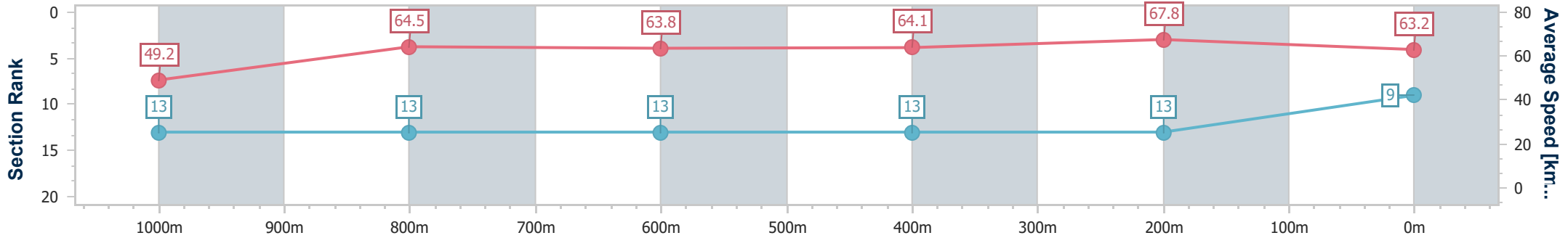
29 June 2024 - 12:55

Track Rating: Good 4, Weather: Fine, Rail Position: +6m 1600m-1000m; +7m Remainder



BRISBANE RACING CLUB

Section	Overall	1000m	800m	600m	400m	200m
Section Times	1:10.66 [9] (0:14.68)	0:55.98 [13] (0:11.34)	0:44.64 [13] (0:11.29)	0:33.35 [13] (0:11.31)	0:22.04 [13] (0:10.64)	0:11.40 [13] (0:11.40)
Average Speed [km/h]	49.2	64.5	63.8	64.1	67.8	63.2
Top Speed [km/h]	61.9	67.1	65.2	68.4	68.6	65.7
Avg. Dist. to Rail [m]	7.1	2.8	0.8	1.9	5.6	8.9
Avg. Stride Freq. [Hz]	2.1	2.2	2.2	2.2	2.3	2.3
Avg. Stride Length [m]	6.5	8.2	8.0	8.1	8.1	7.7



- [] Ranking at each section and finish
- .-.- No data available at this section
- NA No data available



Horse/Jockey Name	Zoushack
Final Rank	10
Fastest Section Time (Section)	0:10.87 (400m)
Top Speed [km/h] (Section)	66.7 (400m)
Race State	Finished



Eagle Farm QLD Professional

Race 3: EDWARD STREET BENCHMARK 85 Handicap - 1200m

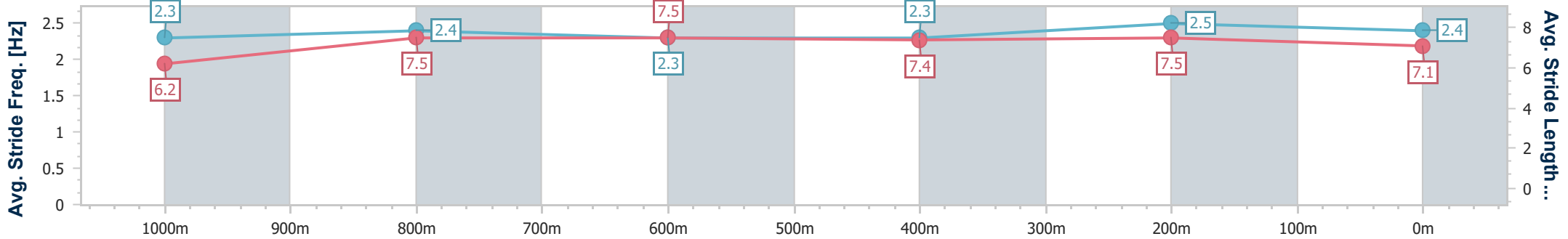
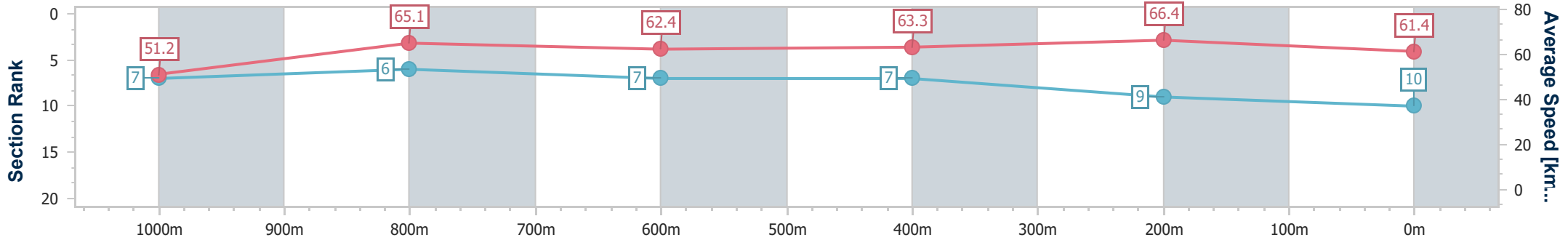
29 June 2024 - 12:55

Track Rating: Good 4, Weather: Fine, Rail Position: +6m 1600m-1000m; +7m Remainder



BRISBANE RACING CLUB

Section	Overall	1000m	800m	600m	400m	200m
Section Times	1:10.73 [10] (0:14.12)	0:56.61 [7] (0:11.12)	0:45.49 [6] (0:11.57)	0:33.92 [7] (0:11.36)	0:22.56 [7] (0:10.87)	0:11.69 [9] (0:11.69)
Average Speed [km/h]	51.2	65.1	62.4	63.3	66.4	61.4
Top Speed [km/h]	64.1	65.6	65.1	65.0	66.7	65.4
Avg. Dist. to Rail [m]	1.6	1.5	0.6	0.3	1.0	1.8
Avg. Stride Freq. [Hz]	2.3	2.4	2.3	2.3	2.5	2.4
Avg. Stride Length [m]	6.2	7.5	7.5	7.4	7.5	7.1



- [] Ranking at each section and finish
- .-.- No data available at this section
- NA No data available



Horse/Jockey Name	Go Wandji
Final Rank	11
Fastest Section Time (Section)	0:10.63 (400m)
Top Speed [km/h] (Section)	68.7 (600m)
Race State	Finished



Eagle Farm QLD Professional

Race 3: EDWARD STREET BENCHMARK 85 Handicap - 1200m

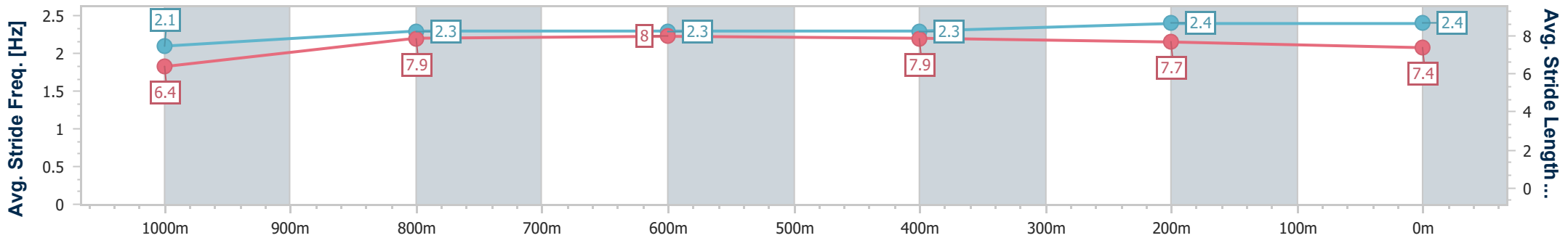
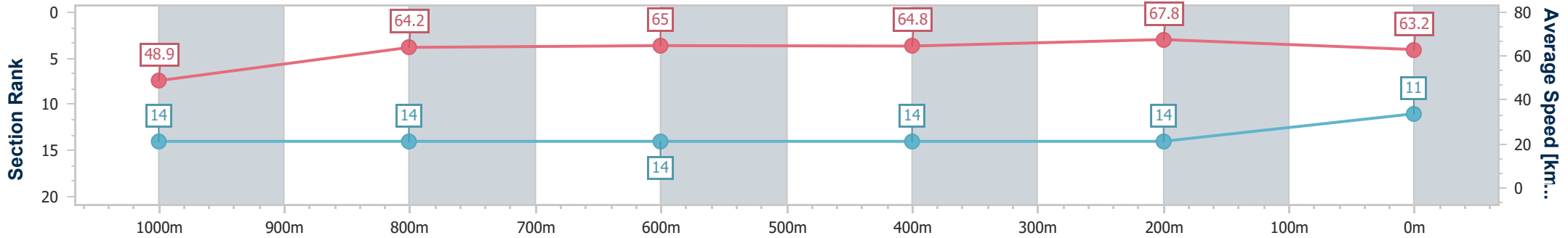
29 June 2024 - 12:55

Track Rating: Good 4, Weather: Fine, Rail Position: +6m 1600m-1000m; +7m Remainder



BRISBANE RACING CLUB

Section	Overall	1000m	800m	600m	400m	200m
Section Times	1:10.78 [11] (0:14.80)	0:55.98 [14] (0:11.42)	0:44.56 [14] (0:11.22)	0:33.34 [14] (0:11.33)	0:22.01 [14] (0:10.63)	0:11.38 [14] (0:11.38)
Average Speed [km/h]	48.9	64.2	65.0	64.8	67.8	63.2
Top Speed [km/h]	61.5	66.5	66.2	68.7	68.5	66.8
Avg. Dist. to Rail [m]	7.7	3.4	3.3	3.9	6.9	9.3
Avg. Stride Freq. [Hz]	2.1	2.3	2.3	2.3	2.4	2.4
Avg. Stride Length [m]	6.4	7.9	8.0	7.9	7.7	7.4



- [] Ranking at each section and finish
- .-.- No data available at this section
- NA No data available



Horse/Jockey Name	Sea Raider
Final Rank	12
Fastest Section Time (Section)	0:11.02 (400m)
Top Speed [km/h] (Section)	66.3 (400m)
Race State	Finished



Eagle Farm QLD Professional

Race 3: EDWARD STREET BENCHMARK 85 Handicap - 1200m

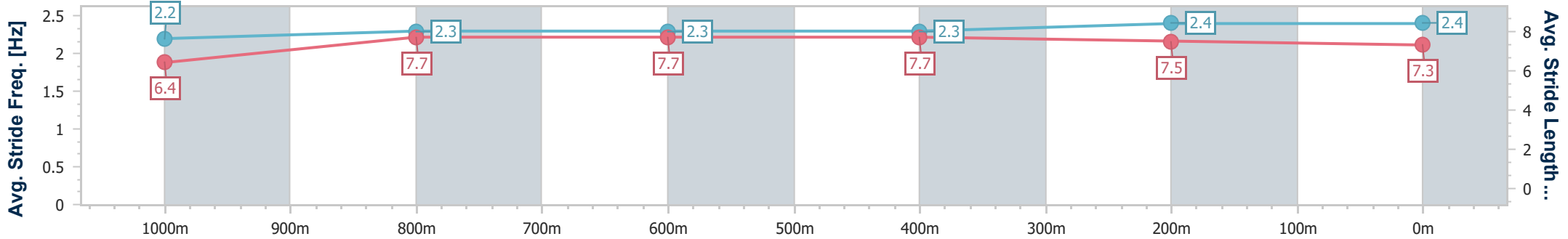
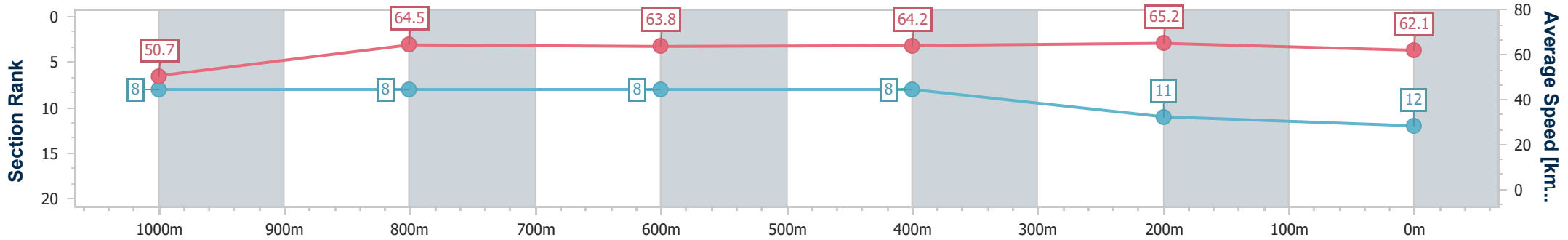
29 June 2024 - 12:55

Track Rating: Good 4, Weather: Fine, Rail Position: +6m 1600m-1000m; +7m Remainder



BRISBANE RACING CLUB

Section	Overall	1000m	800m	600m	400m	200m
Section Times	1:10.82 [12] (0:14.25)	0:56.57 [8] (0:11.29)	0:45.28 [8] (0:11.32)	0:33.96 [8] (0:11.34)	0:22.62 [8] (0:11.02)	0:11.60 [11] (0:11.60)
Average Speed [km/h]	50.7	64.5	63.8	64.2	65.2	62.1
Top Speed [km/h]	63.4	65.2	65.4	66.0	66.3	65.2
Avg. Dist. to Rail [m]	2.6	2.2	1.1	2.2	4.5	6.2
Avg. Stride Freq. [Hz]	2.2	2.3	2.3	2.3	2.4	2.4
Avg. Stride Length [m]	6.4	7.7	7.7	7.7	7.5	7.3



- [] Ranking at each section and finish
- .-.- No data available at this section
- NA No data available



Horse/Jockey Name	Safework
Final Rank	13
Fastest Section Time (Section)	0:10.65 (400m)
Top Speed [km/h] (Section)	69.1 (400m)
Race State	Finished



Eagle Farm QLD Professional

Race 3: EDWARD STREET BENCHMARK 85 Handicap - 1200m

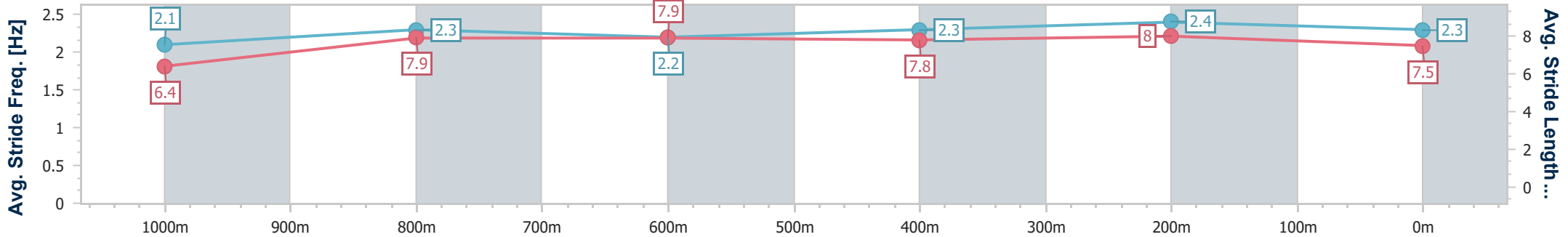
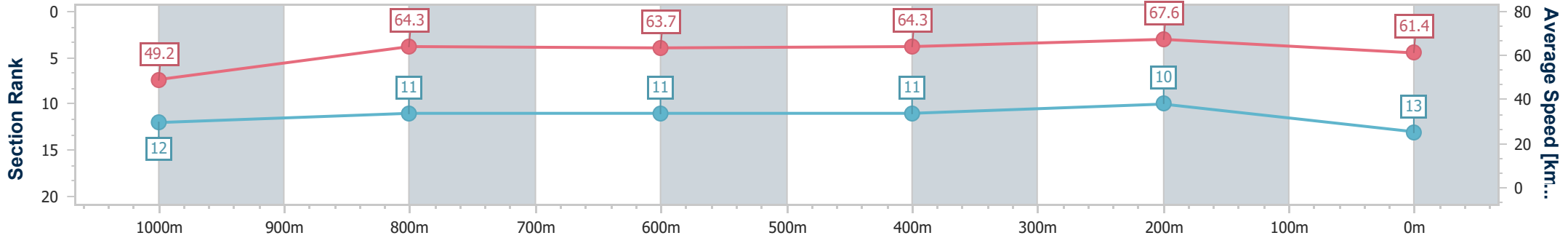
29 June 2024 - 12:55

Track Rating: Good 4, Weather: Fine, Rail Position: +6m 1600m-1000m; +7m Remainder



BRISBANE RACING CLUB

Section	Overall	1000m	800m	600m	400m	200m
Section Times	1:10.83 [13] (0:14.63)	0:56.20 [12] (0:11.30)	0:44.90 [11] (0:11.33)	0:33.57 [11] (0:11.18)	0:22.39 [11] (0:10.65)	0:11.74 [10] (0:11.74)
Average Speed [km/h]	49.2	64.3	63.7	64.3	67.6	61.4
Top Speed [km/h]	62.4	65.4	65.2	68.1	69.1	64.6
Avg. Dist. to Rail [m]	3.4	1.2	0.2	0.4	3.1	4.8
Avg. Stride Freq. [Hz]	2.1	2.3	2.2	2.3	2.4	2.3
Avg. Stride Length [m]	6.4	7.9	7.9	7.8	8.0	7.5



- [] Ranking at each section and finish
- .-.- No data available at this section
- NA No data available



Horse/Jockey Name	Nashira
Final Rank	14
Fastest Section Time (Section)	0:10.72 (400m)
Top Speed [km/h] (Section)	68.8 (600m)
Race State	Finished



Eagle Farm QLD Professional

Race 3: EDWARD STREET BENCHMARK 85 Handicap - 1200m

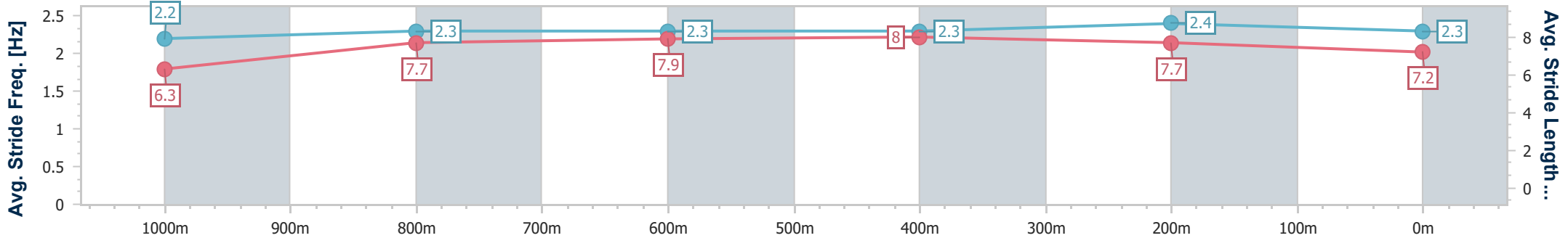
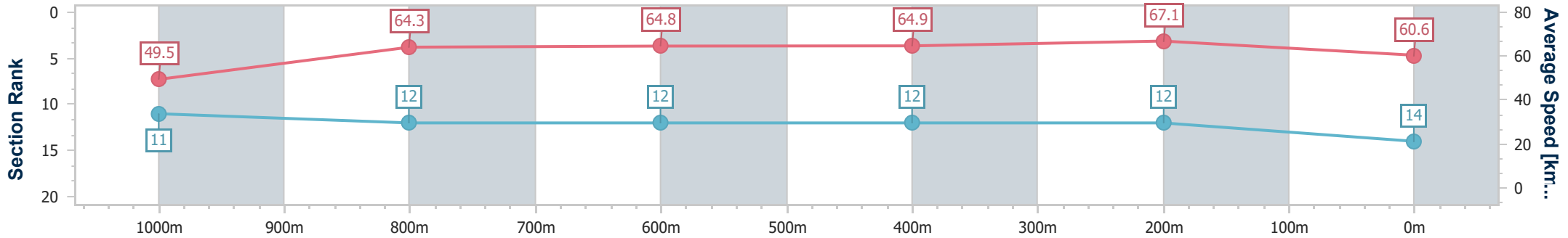
29 June 2024 - 12:55

Track Rating: Good 4, Weather: Fine, Rail Position: +6m 1600m-1000m; +7m Remainder



BRISBANE RACING CLUB

Section	Overall	1000m	800m	600m	400m	200m
Section Times	1:11.13 [14] (0:14.61)	0:56.52 [11] (0:11.39)	0:45.13 [12] (0:11.28)	0:33.85 [12] (0:11.24)	0:22.61 [12] (0:10.72)	0:11.89 [12] (0:11.89)
Average Speed [km/h]	49.5	64.3	64.8	64.9	67.1	60.6
Top Speed [km/h]	62.7	66.1	66.9	68.8	68.8	64.5
Avg. Dist. to Rail [m]	8.5	4.1	2.7	2.8	6.5	8.7
Avg. Stride Freq. [Hz]	2.2	2.3	2.3	2.3	2.4	2.3
Avg. Stride Length [m]	6.3	7.7	7.9	8.0	7.7	7.2



- [] Ranking at each section and finish
- .-.- No data available at this section
- NA No data available



Eagle Farm QLD Professional
Race 4: 2024 LADBROKES BATTLE OF THE BUSH FINAL NMW-Last 2
Yrs Qlty Hcp (SC) - 1200m
29 June 2024 - 13:31



BRISBANE
RACING CLUB

Track Rating: Good 4, Weather: Fine, Rail Position: +6m 1600m-1000m; +7m Remainder

Section		Overall	1000m	800m	600m	400m	200m	Last 600m					
Field Times		1:10.10 (0:13.24)	0:56.86 (0:10.58)	0:46.28 (0:10.96)	0:35.32 (0:11.14)	0:24.18 (0:11.41)	0:12.77 (0:12.77)	0:35.32					
Rank	TAB Horse/Jockey	Barrier	Top Speed [km/h]	Fastest Section	Margin						Distance Travelled [m]		
1	1 TIGER LEGEND Ashley Butler	3	69.3 Overall	0:10.58 1000m	1:10.10 [1] (0:13.24)	0:56.86 [1] (0:10.58)	0:46.28 [1] (0:10.96)	0:35.32 [1] (0:11.14)	0:24.18 [1] (0:11.41)	0:12.77 [1] (0:12.77)	1:10.10	0:35.32	
2	12 JACK BE LUCKY Karl Zechner	12	68.9 1000m	0:10.87 1000m	1:10.32 [2] (0:13.25)	0:57.07 [2] (0:10.87)	0:46.20 [3] (0:11.05)	0:35.15 [3] (0:11.22)	0:23.93 [3] (0:11.35)	0:12.58 [2] (0:12.58)	1.26L	0:35.15	+6
3	8 MOSCINI Angela Jones	2	68.8 1000m	0:10.90 1000m	1:10.33 [3] (0:13.75)	0:56.58 [11] (0:10.90)	0:45.68 [10] (0:11.06)	0:34.62 [10] (0:11.23)	0:23.39 [9] (0:11.23)	0:12.16 [6] (0:12.16)	1.33L	0:34.62	+3
4	2 ART BY CONCORDE Paul Hamblin	11	68.4 1000m	0:10.91 1000m	1:10.41 [4] (0:13.58)	0:56.83 [9] (0:10.91)	0:45.92 [7] (0:11.06)	0:34.86 [7] (0:11.40)	0:23.46 [10] (0:11.24)	0:12.22 [9] (0:12.22)	1.77L	0:34.86	+1
5	3 OFFICE JIM Les Tilley	15	67.6 1000m	0:10.96 1000m	1:10.49 [5] (0:13.39)	0:57.10 [4] (0:10.96)	0:46.14 [6] (0:11.01)	0:35.13 [4] (0:11.22)	0:23.91 [5] (0:11.30)	0:12.61 [4] (0:12.61)	2.29L	0:35.13	+7
6	9 PARKO Tommy Berry	6	69.2 1000m	0:10.77 1000m	1:10.53 [6] (0:13.43)	0:57.10 [6] (0:10.77)	0:46.33 [4] (0:11.19)	0:35.14 [6] (0:11.15)	0:23.99 [4] (0:11.32)	0:12.67 [3] (0:12.67)	2.49L	0:35.14	-3
7	15 MASTERPLAN Jackson Murphy	9	67.3 Overall	0:11.12 1000m	1:10.53 [7] (0:13.45)	0:57.08 [7] (0:11.12)	0:45.96 [9] (0:11.14)	0:34.82 [9] (0:11.22)	0:23.60 [8] (0:11.25)	0:12.35 [7] (0:12.35)	2.5L	0:34.82	+8
8	6 REBEL SALUTE Reece Jones	20	68.4 400m	0:10.96 800m	1:10.56 [8] (0:14.01)	0:56.55 [15] (0:11.15)	0:45.40 [15] (0:10.96)	0:34.44 [15] (0:10.96)	0:23.48 [13] (0:11.11)	0:12.37 [8] (0:12.37)	2.68L	0:34.44	+7
9	13 LAURIE Cejay Graham	17	66.9 800m	0:10.93 800m	1:10.57 [9] (0:14.18)	0:56.39 [16] (0:11.03)	0:45.36 [16] (0:10.93)	0:34.43 [16] (0:11.06)	0:23.37 [15] (0:11.14)	0:12.23 [12] (0:12.23)	2.73L	0:34.43	-4
10	16 THATFEELSBETTER Robbie Dolan	8	67.5 1000m	0:10.91 1000m	1:10.68 [10] (0:13.93)	0:56.75 [14] (0:10.91)	0:45.84 [13] (0:10.95)	0:34.89 [11] (0:11.26)	0:23.63 [12] (0:11.16)	0:12.47 [10] (0:12.47)	3.38L	0:34.89	-1

Scratched: Dollop (#19), Dare To Share (#18), Bayerische (#20), Aidenabet (#22), Mr Cruise (#21), Real Key (#10)



Eagle Farm QLD Professional
Race 4: 2024 LADBROKES BATTLE OF THE BUSH FINAL NMW-Last 2
Yrs Qlty Hcp (SC) - 1200m
29 June 2024 - 13:31



BRISBANE
RACING CLUB

Track Rating: Good 4, Weather: Fine, Rail Position: +6m 1600m-1000m; +7m Remainder

Section		Overall	1000m	800m	600m	400m	200m	Last 600m					
Field Times		1:10.10 (0:13.24)	0:56.86 (0:10.58)	0:46.28 (0:10.96)	0:35.32 (0:11.14)	0:24.18 (0:11.41)	0:12.77 (0:12.77)	0:35.32					
Rank	TAB Horse/Jockey	Barrier	Top Speed [km/h]	Fastest Section	Margin						Distance Travelled [m]		
11	4 RUBY JULY Ryan Wiggins	18	67.8 1000m	0:11.03 800m	1:11.17 [11] (0:13.78)	0:57.39 [13] (0:11.14)	0:46.25 [14] (0:11.03)	0:35.22 [14] (0:11.23)	0:23.99 [14] (0:11.47)	0:12.52 [16] (0:12.52)	6.24L	0:35.22	+7
12	17 FIRE KING Justin Stanley	10	67.8 1000m	0:10.96 1000m	1:11.19 [12] (0:13.77)	0:57.42 [12] (0:10.96)	0:46.46 [11] (0:11.18)	0:35.28 [13] (0:11.39)	0:23.89 [16] (0:11.34)	0:12.55 [15] (0:12.55)	6.4L	0:35.28	+6
13	7 KOBE ROCKS Nikita Beriman	7	68.5 1000m	0:10.84 1000m	1:11.39 [13] (0:13.43)	0:57.96 [5] (0:10.84)	0:47.12 [5] (0:11.11)	0:36.01 [5] (0:11.51)	0:24.50 [7] (0:11.62)	0:12.88 [14] (0:12.88)	7.54L	0:36.01	+6
14	5 AHWAHNEECHEE Gabrielle Semmens	13	67.6 Overall	0:11.06 800m	1:11.41 [14] (0:13.64)	0:57.77 [10] (0:11.11)	0:46.66 [12] (0:11.06)	0:35.60 [12] (0:11.20)	0:24.40 [11] (0:11.46)	0:12.94 [13] (0:12.94)	7.66L	0:35.60	+10
15	11 THE CARPENTER Jason Hoopert	5	69.7 Overall	0:10.54 1000m	1:11.53 [15] (0:13.35)	0:58.18 [3] (0:10.54)	0:47.64 [2] (0:10.95)	0:36.69 [2] (0:11.23)	0:25.46 [2] (0:11.95)	0:13.51 [5] (0:13.51)	8.38L	0:36.69	-1
16	14 LIEUTENANT Samantha Collett	21	67.7 1000m	0:11.02 800m	1:11.83 [16] (0:13.50)	0:58.33 [8] (0:11.07)	0:47.26 [8] (0:11.02)	0:36.24 [8] (0:11.06)	0:25.18 [6] (0:11.67)	0:13.51 [11] (0:13.51)	10.12L	0:36.24	+8

Scratched: Dollop (#19), Dare To Share (#18), Bayerische (#20), Aidenabet (#22), Mr Cruise (#21), Real Key (#10)

[] Ranking at each section and finish
 -:-:- No data available at this section
 NA No data available

SCN Saddle cloth number
 DNF Did not finish
 DNT Did not track



Horse/Jockey Name	Tiger Legend
Final Rank	1
Fastest Section Time (Section)	0:10.58 (1000m)
Top Speed [km/h] (Section)	69.3 (Overall)
Race State	Finished



Eagle Farm QLD Professional
 Race 4: 2024 LADBROKES BATTLE OF THE BUSH FINAL NMW
 -Last 2 Yrs Qlty Hcp (SC) - 1200m

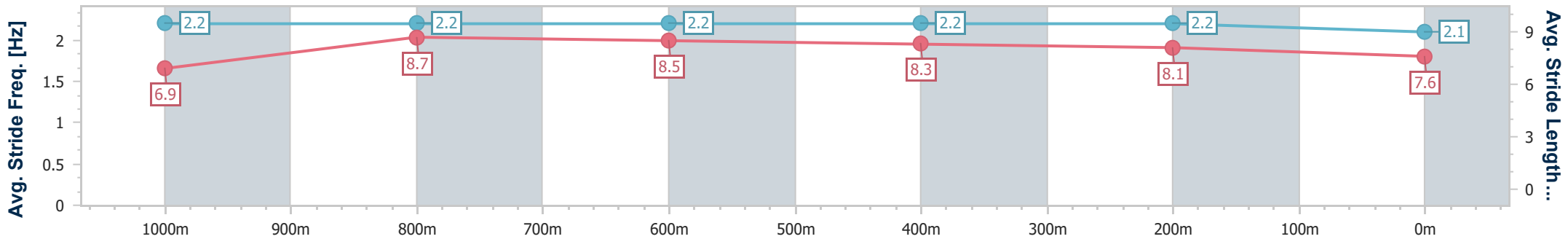
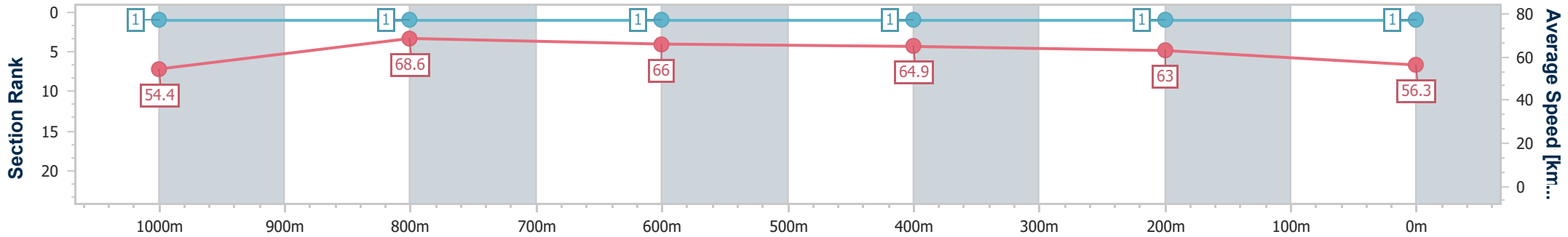


29 June 2024 - 13:31

Track Rating: Good 4, Weather: Fine, Rail Position: +6m 1600m-1000m; +7m Remainder

BRISBANE RACING CLUB

Section	Overall	1000m	800m	600m	400m	200m
Section Times	1:10.10 [1] (0:13.24)	0:56.86 [1] (0:10.58)	0:46.28 [1] (0:10.96)	0:35.32 [1] (0:11.14)	0:24.18 [1] (0:11.41)	0:12.77 [1] (0:12.77)
Average Speed [km/h]	54.4	68.6	66.0	64.9	63.0	56.3
Top Speed [km/h]	69.3	69.3	67.9	65.5	65.3	59.9
Avg. Dist. to Rail [m]	1.6	1.4	1.1	0.8	1.5	1.8
Avg. Stride Freq. [Hz]	2.2	2.2	2.2	2.2	2.2	2.1
Avg. Stride Length [m]	6.9	8.7	8.5	8.3	8.1	7.6



- [] Ranking at each section and finish
- .-.- No data available at this section
- NA No data available



Horse/Jockey Name	Jack Be Lucky
Final Rank	2
Fastest Section Time (Section)	0:10.87 (1000m)
Top Speed [km/h] (Section)	68.9 (1000m)
Race State	Finished

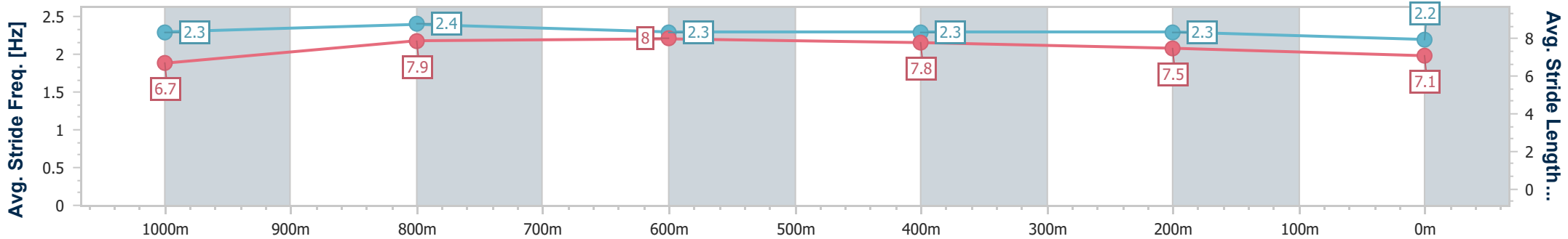
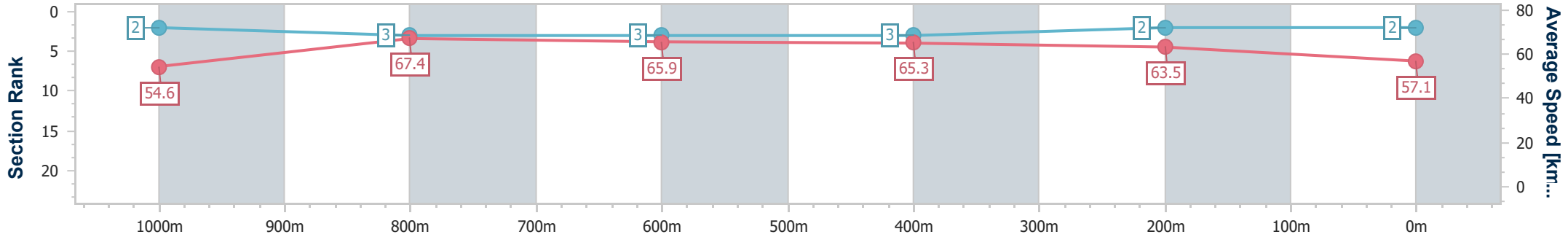


Eagle Farm QLD Professional
 Race 4: 2024 LADBROKES BATTLE OF THE BUSH FINAL NMW
 -Last 2 Yrs Qlty Hcp (SC) - 1200m
 29 June 2024 - 13:31
 Track Rating: Good 4, Weather: Fine, Rail Position: +6m 1600m-1000m; +7m Remainder



BRISBANE
 RACING CLUB

Section	Overall	1000m	800m	600m	400m	200m
Section Times	1:10.32 [2] (0:13.25)	0:57.07 [2] (0:10.87)	0:46.20 [3] (0:11.05)	0:35.15 [3] (0:11.22)	0:23.93 [3] (0:11.35)	0:12.58 [2] (0:12.58)
Average Speed [km/h]	54.6	67.4	65.9	65.3	63.5	57.1
Top Speed [km/h]	68.6	68.9	67.8	66.1	65.7	61.1
Avg. Dist. to Rail [m]	8.0	3.8	2.6	3.2	4.3	3.9
Avg. Stride Freq. [Hz]	2.3	2.4	2.3	2.3	2.3	2.2
Avg. Stride Length [m]	6.7	7.9	8.0	7.8	7.5	7.1



- [] Ranking at each section and finish
- .-.- No data available at this section
- NA No data available



Horse/Jockey Name	Moscini
Final Rank	3
Fastest Section Time (Section)	0:10.90 (1000m)
Top Speed [km/h] (Section)	68.8 (1000m)
Race State	Finished

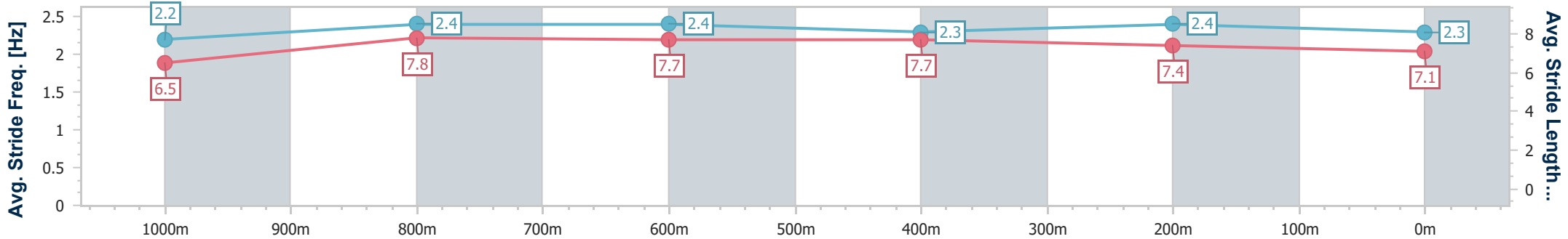
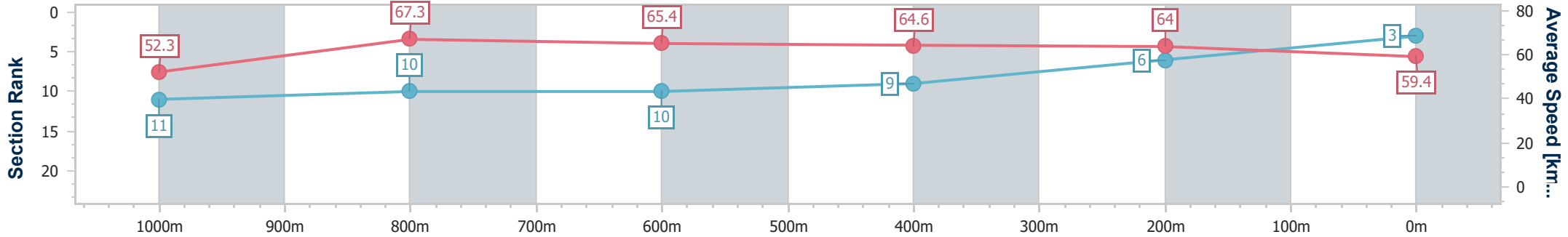


Eagle Farm QLD Professional
 Race 4: 2024 LADBROKES BATTLE OF THE BUSH FINAL NMW
 -Last 2 Yrs Qlty Hcp (SC) - 1200m
 29 June 2024 - 13:31
 Track Rating: Good 4, Weather: Fine, Rail Position: +6m 1600m-1000m; +7m Remainder



BRISBANE
 RACING CLUB

Section	Overall	1000m	800m	600m	400m	200m
Section Times	1:10.33 [3] (0:13.75)	0:56.58 [11] (0:10.90)	0:45.68 [10] (0:11.06)	0:34.62 [10] (0:11.23)	0:23.39 [9] (0:11.23)	0:12.16 [6] (0:12.16)
Average Speed [km/h]	52.3	67.3	65.4	64.6	64.0	59.4
Top Speed [km/h]	67.7	68.8	67.7	65.5	65.7	61.6
Avg. Dist. to Rail [m]	1.0	3.0	1.6	1.6	3.0	2.4
Avg. Stride Freq. [Hz]	2.2	2.4	2.4	2.3	2.4	2.3
Avg. Stride Length [m]	6.5	7.8	7.7	7.7	7.4	7.1



- [] Ranking at each section and finish
- .-.- No data available at this section
- NA No data available



Horse/Jockey Name	Art By Concorde
Final Rank	4
Fastest Section Time (Section)	0:10.91 (1000m)
Top Speed [km/h] (Section)	68.4 (1000m)
Race State	Finished

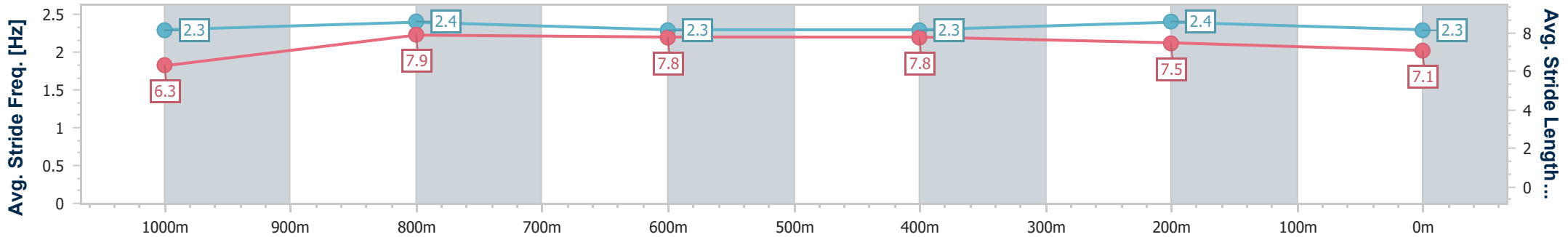
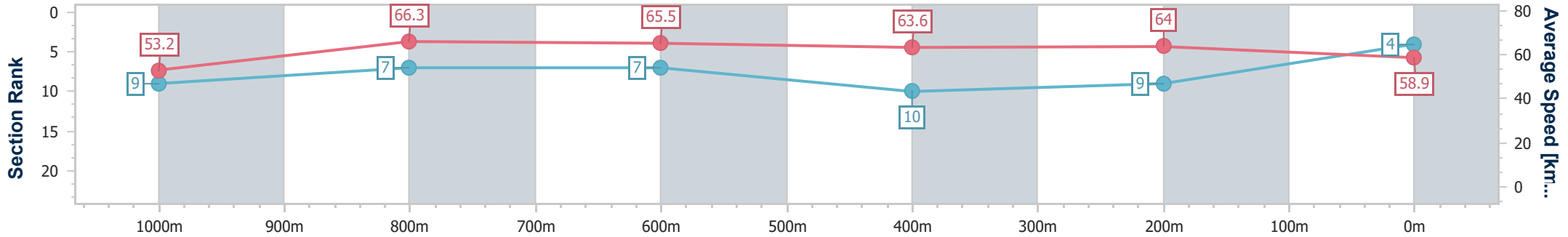


Eagle Farm QLD Professional
 Race 4: 2024 LADBROKES BATTLE OF THE BUSH FINAL NMW
 -Last 2 Yrs Qlty Hcp (SC) - 1200m
 29 June 2024 - 13:31
 Track Rating: Good 4, Weather: Fine, Rail Position: +6m 1600m-1000m; +7m Remainder



BRISBANE
 RACING CLUB

Section	Overall	1000m	800m	600m	400m	200m
Section Times	1:10.41 [4] (0:13.58)	0:56.83 [9] (0:10.91)	0:45.92 [7] (0:11.06)	0:34.86 [7] (0:11.40)	0:23.46 [10] (0:11.24)	0:12.22 [9] (0:12.22)
Average Speed [km/h]	53.2	66.3	65.5	63.6	64.0	58.9
Top Speed [km/h]	68.0	68.4	66.9	65.8	65.2	61.8
Avg. Dist. to Rail [m]	6.4	1.6	0.8	1.7	7.4	8.5
Avg. Stride Freq. [Hz]	2.3	2.4	2.3	2.3	2.4	2.3
Avg. Stride Length [m]	6.3	7.9	7.8	7.8	7.5	7.1



- [] Ranking at each section and finish
- .-.- No data available at this section
- NA No data available



Horse/Jockey Name	Office Jim
Final Rank	5
Fastest Section Time (Section)	0:10.96 (1000m)
Top Speed [km/h] (Section)	67.6 (1000m)
Race State	Finished

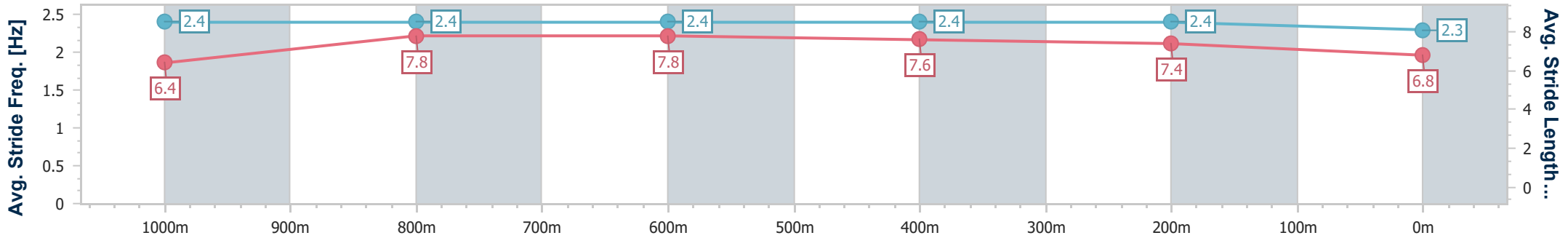
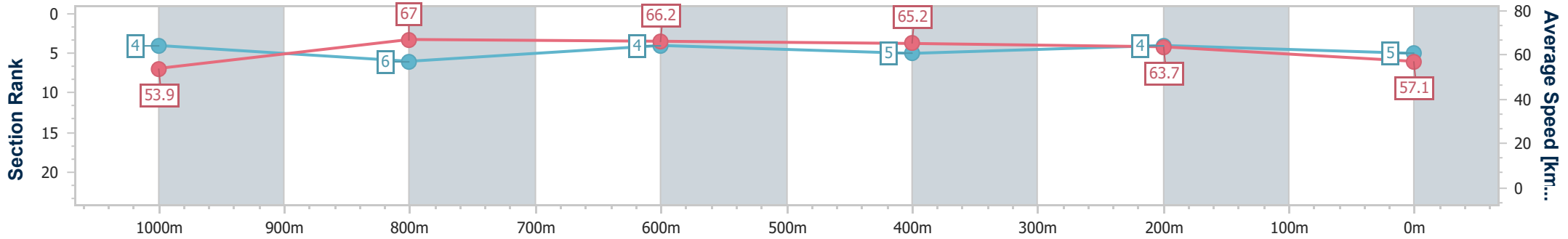


Eagle Farm QLD Professional
 Race 4: 2024 LADBROKES BATTLE OF THE BUSH FINAL NMW
 -Last 2 Yrs Qlty Hcp (SC) - 1200m
 29 June 2024 - 13:31
 Track Rating: Good 4, Weather: Fine, Rail Position: +6m 1600m-1000m; +7m Remainder



BRISBANE RACING CLUB

Section	Overall	1000m	800m	600m	400m	200m
Section Times	1:10.49 [5] (0:13.39)	0:57.10 [4] (0:10.96)	0:46.14 [6] (0:11.01)	0:35.13 [4] (0:11.22)	0:23.91 [5] (0:11.30)	0:12.61 [4] (0:12.61)
Average Speed [km/h]	53.9	67.0	66.2	65.2	63.7	57.1
Top Speed [km/h]	67.6	67.6	67.1	66.1	65.5	60.8
Avg. Dist. to Rail [m]	8.1	3.7	2.7	2.9	4.6	4.8
Avg. Stride Freq. [Hz]	2.4	2.4	2.4	2.4	2.4	2.3
Avg. Stride Length [m]	6.4	7.8	7.8	7.6	7.4	6.8



- [] Ranking at each section and finish
- .-.- No data available at this section
- NA No data available



Horse/Jockey Name	Parko
Final Rank	6
Fastest Section Time (Section)	0:10.77 (1000m)
Top Speed [km/h] (Section)	69.2 (1000m)
Race State	Finished



Eagle Farm QLD Professional
 Race 4: 2024 LADBROKES BATTLE OF THE BUSH FINAL NMW
 -Last 2 Yrs Qlty Hcp (SC) - 1200m

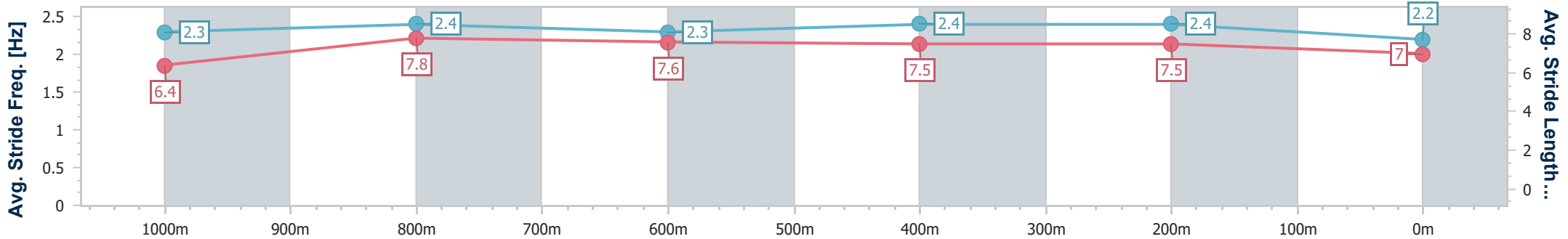
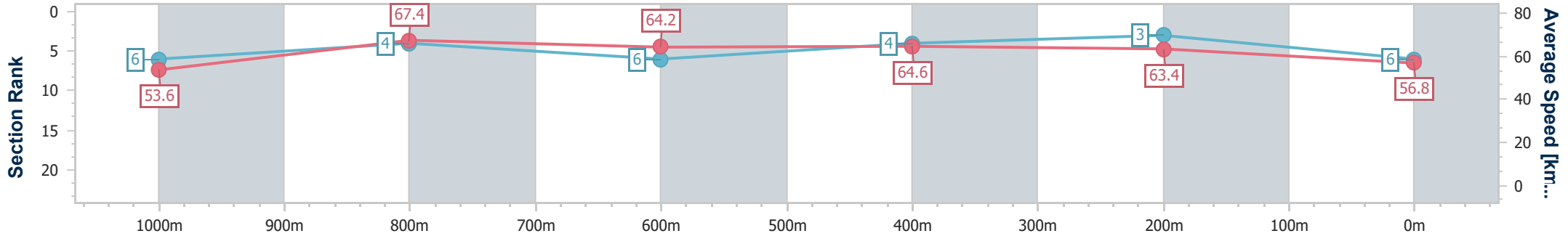


29 June 2024 - 13:31

Track Rating: Good 4, Weather: Fine, Rail Position: +6m 1600m-1000m; +7m Remainder

BRISBANE RACING CLUB

Section	Overall	1000m	800m	600m	400m	200m
Section Times	1:10.53 [6] (0:13.43)	0:57.10 [6] (0:10.77)	0:46.33 [4] (0:11.19)	0:35.14 [6] (0:11.15)	0:23.99 [4] (0:11.32)	0:12.67 [3] (0:12.67)
Average Speed [km/h]	53.6	67.4	64.2	64.6	63.4	56.8
Top Speed [km/h]	67.9	69.2	65.8	65.8	65.8	60.2
Avg. Dist. to Rail [m]	3.2	1.2	0.5	0.8	0.5	1.7
Avg. Stride Freq. [Hz]	2.3	2.4	2.3	2.4	2.4	2.2
Avg. Stride Length [m]	6.4	7.8	7.6	7.5	7.5	7.0



- [] Ranking at each section and finish
- .-.- No data available at this section
- NA No data available



Horse/Jockey Name	Masterplan
Final Rank	7
Fastest Section Time (Section)	0:11.12 (1000m)
Top Speed [km/h] (Section)	67.3 (Overall)
Race State	Finished

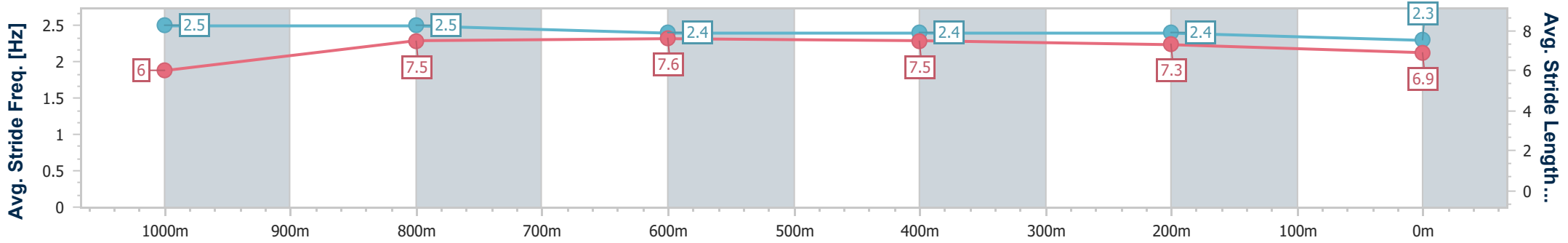
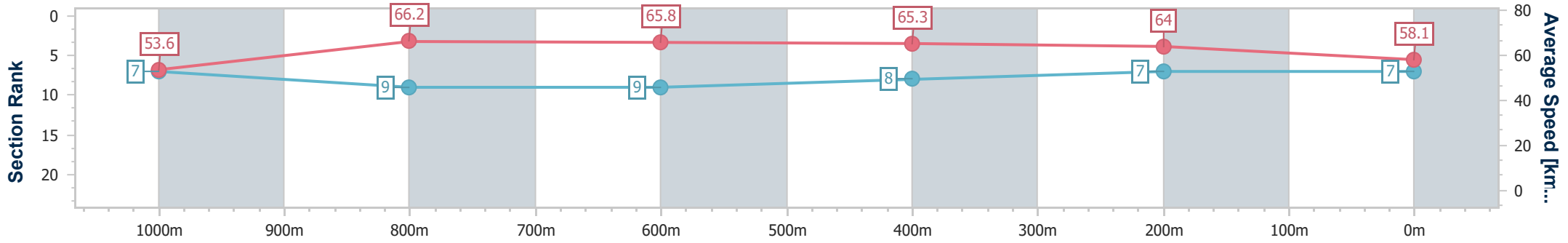


Eagle Farm QLD Professional
 Race 4: 2024 LADBROKES BATTLE OF THE BUSH FINAL NMW
 -Last 2 Yrs Qlty Hcp (SC) - 1200m
 29 June 2024 - 13:31
 Track Rating: Good 4, Weather: Fine, Rail Position: +6m 1600m-1000m; +7m Remainder



BRISBANE
 RACING CLUB

Section	Overall	1000m	800m	600m	400m	200m
Section Times	1:10.53 [7] (0:13.45)	0:57.08 [7] (0:11.12)	0:45.96 [9] (0:11.14)	0:34.82 [9] (0:11.22)	0:23.60 [8] (0:11.25)	0:12.35 [7] (0:12.35)
Average Speed [km/h]	53.6	66.2	65.8	65.3	64.0	58.1
Top Speed [km/h]	67.3	67.1	67.2	66.0	65.6	62.0
Avg. Dist. to Rail [m]	5.9	4.2	4.0	3.2	7.3	7.9
Avg. Stride Freq. [Hz]	2.5	2.5	2.4	2.4	2.4	2.3
Avg. Stride Length [m]	6.0	7.5	7.6	7.5	7.3	6.9



- [] Ranking at each section and finish
- .-.- No data available at this section
- NA No data available



Horse/Jockey Name	Rebel Salute
Final Rank	8
Fastest Section Time (Section)	0:10.96 (800m)
Top Speed [km/h] (Section)	68.4 (400m)
Race State	Finished

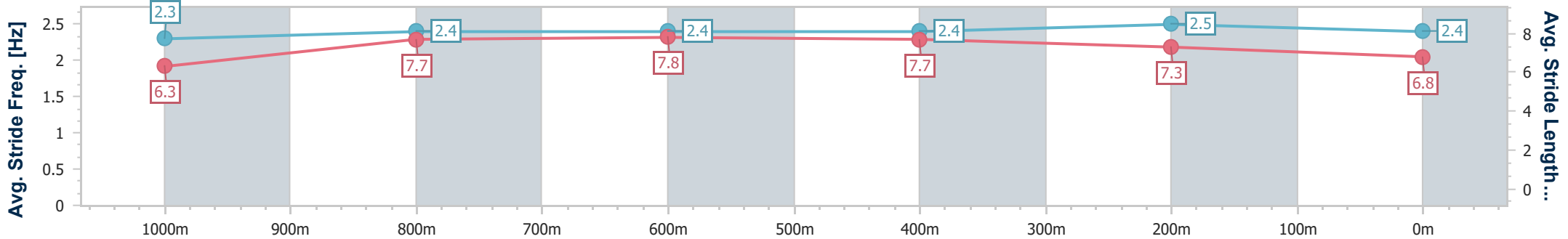
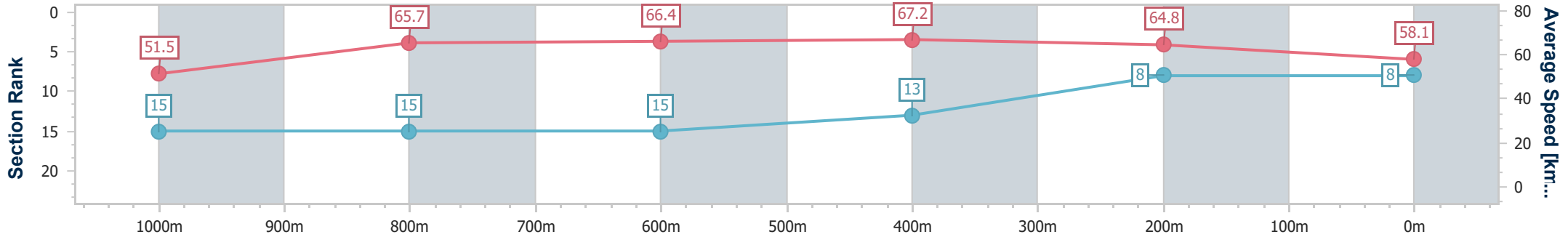


Eagle Farm QLD Professional
 Race 4: 2024 LADBROKES BATTLE OF THE BUSH FINAL NMW
 -Last 2 Yrs Qlty Hcp (SC) - 1200m
 29 June 2024 - 13:31
 Track Rating: Good 4, Weather: Fine, Rail Position: +6m 1600m-1000m; +7m Remainder



BRISBANE
 RACING CLUB

Section	Overall	1000m	800m	600m	400m	200m
Section Times	1:10.56 [8] (0:14.01)	0:56.55 [15] (0:11.15)	0:45.40 [15] (0:10.96)	0:34.44 [15] (0:10.96)	0:23.48 [13] (0:11.11)	0:12.37 [8] (0:12.37)
Average Speed [km/h]	51.5	65.7	66.4	67.2	64.8	58.1
Top Speed [km/h]	67.3	67.0	67.7	68.4	68.4	61.7
Avg. Dist. to Rail [m]	9.9	3.2	2.1	4.8	10.9	10.8
Avg. Stride Freq. [Hz]	2.3	2.4	2.4	2.4	2.5	2.4
Avg. Stride Length [m]	6.3	7.7	7.8	7.7	7.3	6.8



- [] Ranking at each section and finish
- .-.- No data available at this section
- NA No data available



Horse/Jockey Name	Laurie
Final Rank	9
Fastest Section Time (Section)	0:10.93 (800m)
Top Speed [km/h] (Section)	66.9 (800m)
Race State	Finished

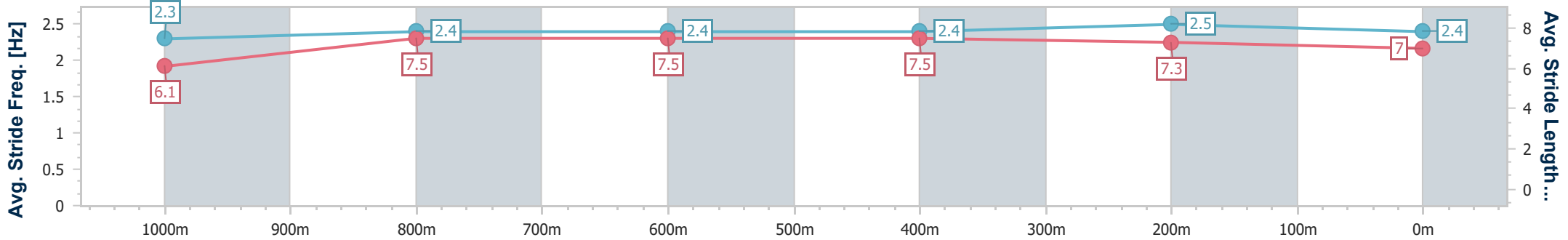
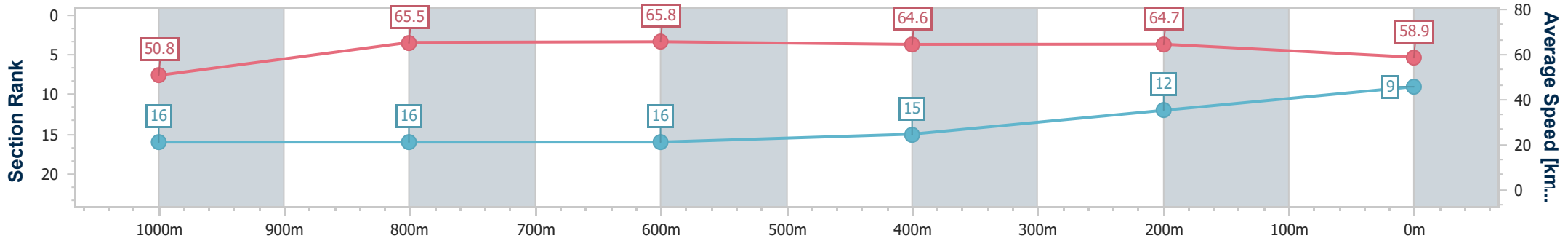


Eagle Farm QLD Professional
 Race 4: 2024 LADBROKES BATTLE OF THE BUSH FINAL NMW
 -Last 2 Yrs Qlty Hcp (SC) - 1200m
 29 June 2024 - 13:31
 Track Rating: Good 4, Weather: Fine, Rail Position: +6m 1600m-1000m; +7m Remainder



BRISBANE
 RACING CLUB

Section	Overall	1000m	800m	600m	400m	200m
Section Times	1:10.57 [9] (0:14.18)	0:56.39 [16] (0:11.03)	0:45.36 [16] (0:10.93)	0:34.43 [16] (0:11.06)	0:23.37 [15] (0:11.14)	0:12.23 [12] (0:12.23)
Average Speed [km/h]	50.8	65.5	65.8	64.6	64.7	58.9
Top Speed [km/h]	65.7	66.4	66.9	66.5	66.1	62.4
Avg. Dist. to Rail [m]	7.7	0.7	0.6	1.1	0.3	1.3
Avg. Stride Freq. [Hz]	2.3	2.4	2.4	2.4	2.5	2.4
Avg. Stride Length [m]	6.1	7.5	7.5	7.5	7.3	7.0



- [] Ranking at each section and finish
- .-.- No data available at this section
- NA No data available



Horse/Jockey Name	Thatfeelsbetter
Final Rank	10
Fastest Section Time (Section)	0:10.91 (1000m)
Top Speed [km/h] (Section)	67.5 (1000m)
Race State	Finished

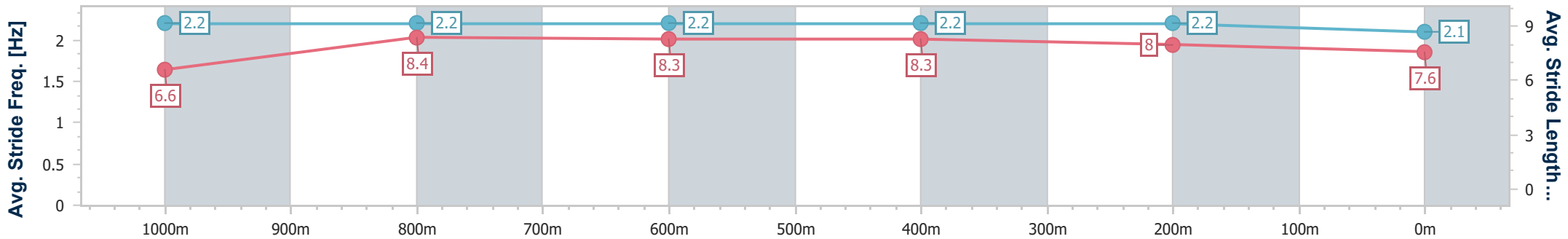
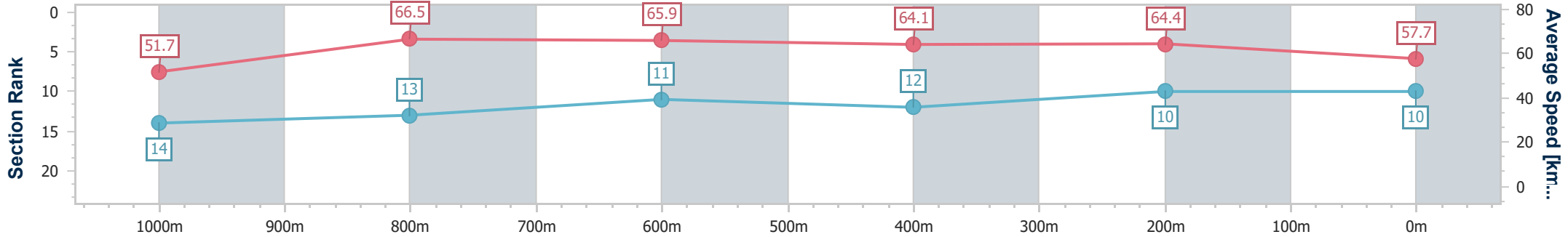


Eagle Farm QLD Professional
 Race 4: 2024 LADBROKES BATTLE OF THE BUSH FINAL NMW
 -Last 2 Yrs Qlty Hcp (SC) - 1200m
 29 June 2024 - 13:31
 Track Rating: Good 4, Weather: Fine, Rail Position: +6m 1600m-1000m; +7m Remainder



BRISBANE
 RACING CLUB

Section	Overall	1000m	800m	600m	400m	200m
Section Times	1:10.68 [10] (0:13.93)	0:56.75 [14] (0:10.91)	0:45.84 [13] (0:10.95)	0:34.89 [11] (0:11.26)	0:23.63 [12] (0:11.16)	0:12.47 [10] (0:12.47)
Average Speed [km/h]	51.7	66.5	65.9	64.1	64.4	57.7
Top Speed [km/h]	66.3	67.5	67.3	65.3	65.3	62.1
Avg. Dist. to Rail [m]	3.4	1.3	0.9	0.5	2.0	2.8
Avg. Stride Freq. [Hz]	2.2	2.2	2.2	2.2	2.2	2.1
Avg. Stride Length [m]	6.6	8.4	8.3	8.3	8.0	7.6



- [] Ranking at each section and finish
- .-.- No data available at this section
- NA No data available



Horse/Jockey Name	Ruby July
Final Rank	11
Fastest Section Time (Section)	0:11.03 (800m)
Top Speed [km/h] (Section)	67.8 (1000m)
Race State	Finished

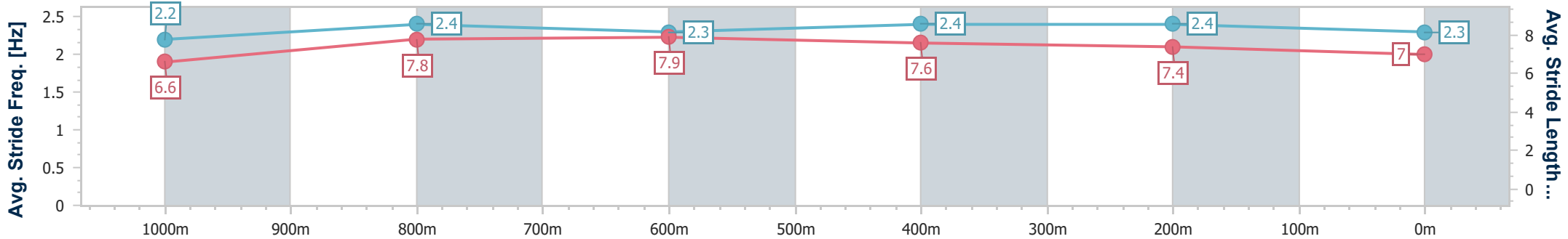
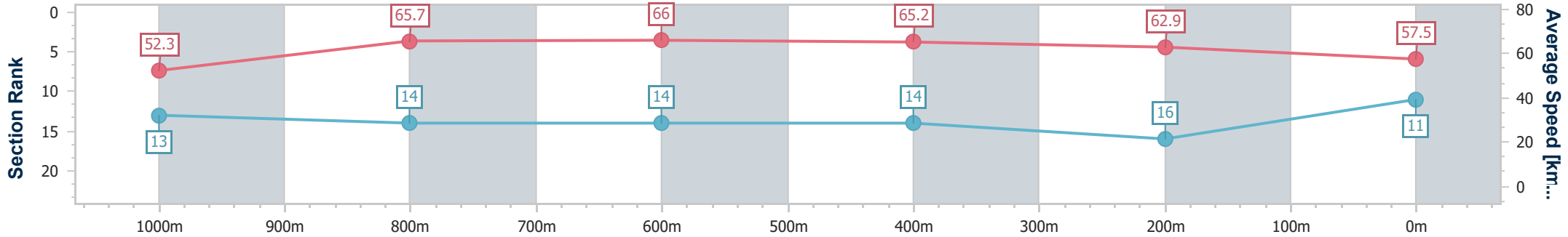


Eagle Farm QLD Professional
 Race 4: 2024 LADBROKES BATTLE OF THE BUSH FINAL NMW
 -Last 2 Yrs Qlty Hcp (SC) - 1200m
 29 June 2024 - 13:31
 Track Rating: Good 4, Weather: Fine, Rail Position: +6m 1600m-1000m; +7m Remainder



BRISBANE
 RACING CLUB

Section	Overall	1000m	800m	600m	400m	200m
Section Times	1:11.17 [11] (0:13.78)	0:57.39 [13] (0:11.14)	0:46.25 [14] (0:11.03)	0:35.22 [14] (0:11.23)	0:23.99 [14] (0:11.47)	0:12.52 [16] (0:12.52)
Average Speed [km/h]	52.3	65.7	66.0	65.2	62.9	57.5
Top Speed [km/h]	66.8	67.8	66.9	66.2	67.0	60.5
Avg. Dist. to Rail [m]	9.3	3.3	1.9	4.4	9.0	9.3
Avg. Stride Freq. [Hz]	2.2	2.4	2.3	2.4	2.4	2.3
Avg. Stride Length [m]	6.6	7.8	7.9	7.6	7.4	7.0



- [] Ranking at each section and finish
- .-.- No data available at this section
- NA No data available



Horse/Jockey Name	Fire King
Final Rank	12
Fastest Section Time (Section)	0:10.96 (1000m)
Top Speed [km/h] (Section)	67.8 (1000m)
Race State	Finished

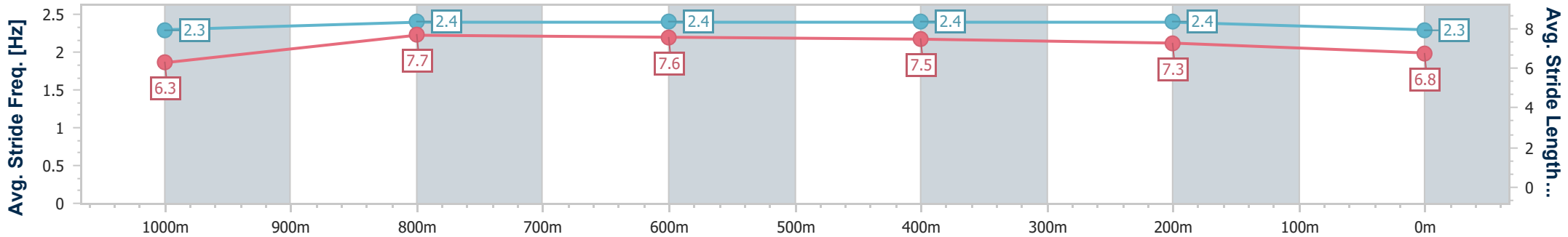
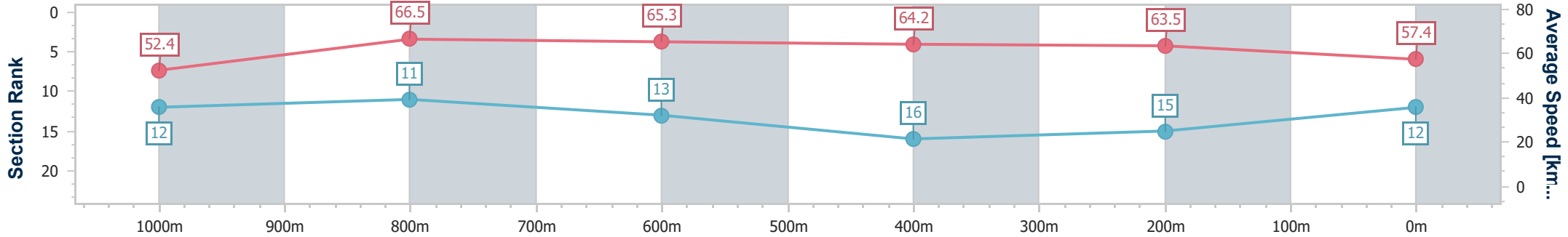


Eagle Farm QLD Professional
 Race 4: 2024 LADBROKES BATTLE OF THE BUSH FINAL NMW
 -Last 2 Yrs Qlty Hcp (SC) - 1200m
 29 June 2024 - 13:31
 Track Rating: Good 4, Weather: Fine, Rail Position: +6m 1600m-
 1000m; +7m Remainder



BRISBANE
 RACING CLUB

Section	Overall	1000m	800m	600m	400m	200m
Section Times	1:11.19 [12] (0:13.77)	0:57.42 [12] (0:10.96)	0:46.46 [11] (0:11.18)	0:35.28 [13] (0:11.39)	0:23.89 [16] (0:11.34)	0:12.55 [15] (0:12.55)
Average Speed [km/h]	52.4	66.5	65.3	64.2	63.5	57.4
Top Speed [km/h]	67.8	67.8	66.3	65.6	64.8	60.2
Avg. Dist. to Rail [m]	5.0	2.9	3.4	3.3	4.8	5.4
Avg. Stride Freq. [Hz]	2.3	2.4	2.4	2.4	2.4	2.3
Avg. Stride Length [m]	6.3	7.7	7.6	7.5	7.3	6.8



- [] Ranking at each section and finish
- .-.- No data available at this section
- NA No data available



Horse/Jockey Name	Kobe Rocks
Final Rank	13
Fastest Section Time (Section)	0:10.84 (1000m)
Top Speed [km/h] (Section)	68.5 (1000m)
Race State	Finished

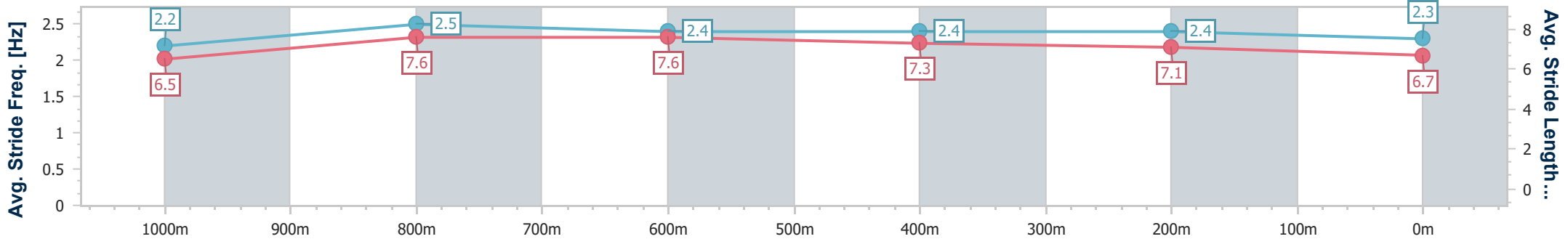
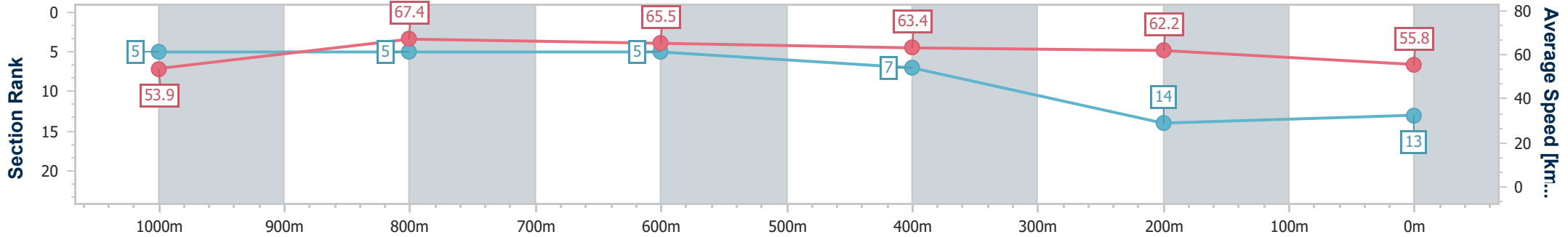


Eagle Farm QLD Professional
 Race 4: 2024 LADBROKES BATTLE OF THE BUSH FINAL NMW
 -Last 2 Yrs Qlty Hcp (SC) - 1200m
 29 June 2024 - 13:31
 Track Rating: Good 4, Weather: Fine, Rail Position: +6m 1600m-1000m; +7m Remainder



BRISBANE
 RACING CLUB

Section	Overall	1000m	800m	600m	400m	200m
Section Times	1:11.39 [13] (0:13.43)	0:57.96 [5] (0:10.84)	0:47.12 [5] (0:11.11)	0:36.01 [5] (0:11.51)	0:24.50 [7] (0:11.62)	0:12.88 [14] (0:12.88)
Average Speed [km/h]	53.9	67.4	65.5	63.4	62.2	55.8
Top Speed [km/h]	68.1	68.5	66.7	64.4	63.2	60.2
Avg. Dist. to Rail [m]	4.5	2.9	2.4	3.2	5.3	4.5
Avg. Stride Freq. [Hz]	2.2	2.5	2.4	2.4	2.4	2.3
Avg. Stride Length [m]	6.5	7.6	7.6	7.3	7.1	6.7



- [] Ranking at each section and finish
- .-.- No data available at this section
- NA No data available



Horse/Jockey Name	Ahwahneechee
Final Rank	14
Fastest Section Time (Section)	0:11.06 (800m)
Top Speed [km/h] (Section)	67.6 (Overall)
Race State	Finished

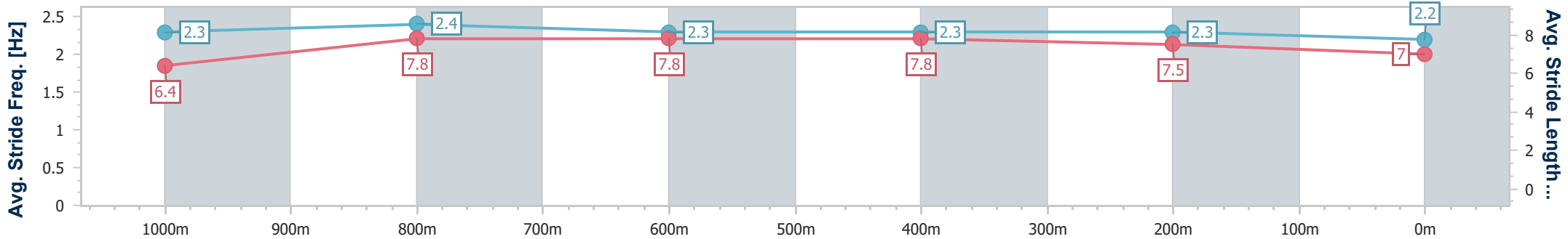
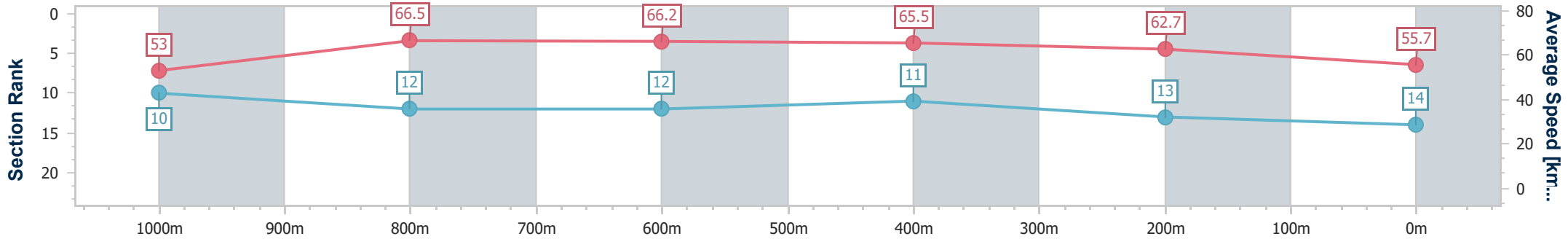


Eagle Farm QLD Professional
 Race 4: 2024 LADBROKES BATTLE OF THE BUSH FINAL NMW
 -Last 2 Yrs Qlty Hcp (SC) - 1200m
 29 June 2024 - 13:31
 Track Rating: Good 4, Weather: Fine, Rail Position: +6m 1600m-1000m; +7m Remainder



BRISBANE
 RACING CLUB

Section	Overall	1000m	800m	600m	400m	200m
Section Times	1:11.41 [14] (0:13.64)	0:57.77 [10] (0:11.11)	0:46.66 [12] (0:11.06)	0:35.60 [12] (0:11.20)	0:24.40 [11] (0:11.46)	0:12.94 [13] (0:12.94)
Average Speed [km/h]	53.0	66.5	66.2	65.5	62.7	55.7
Top Speed [km/h]	67.6	67.5	67.3	65.8	65.2	59.0
Avg. Dist. to Rail [m]	7.8	4.5	4.2	3.9	8.9	10.9
Avg. Stride Freq. [Hz]	2.3	2.4	2.3	2.3	2.3	2.2
Avg. Stride Length [m]	6.4	7.8	7.8	7.8	7.5	7.0



- [] Ranking at each section and finish
- .-.- No data available at this section
- NA No data available



Horse/Jockey Name	The Carpenter
Final Rank	15
Fastest Section Time (Section)	0:10.54 (1000m)
Top Speed [km/h] (Section)	69.7 (Overall)
Race State	Finished



Eagle Farm QLD Professional
 Race 4: 2024 LADBROKES BATTLE OF THE BUSH FINAL NMW
 -Last 2 Yrs Qlty Hcp (SC) - 1200m

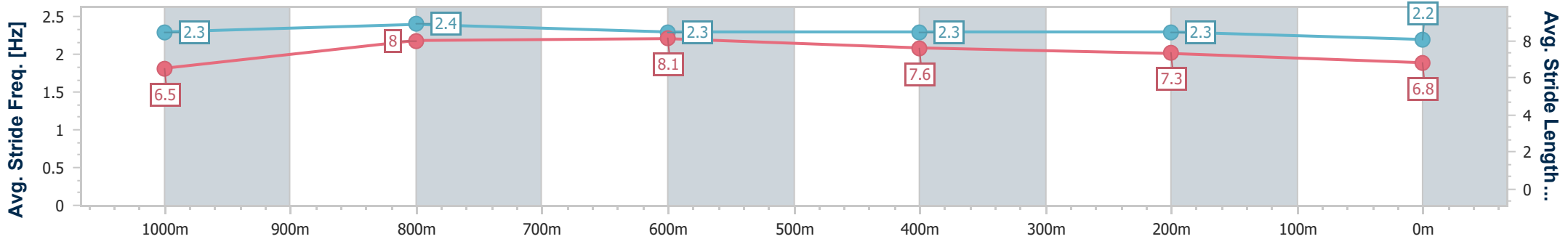
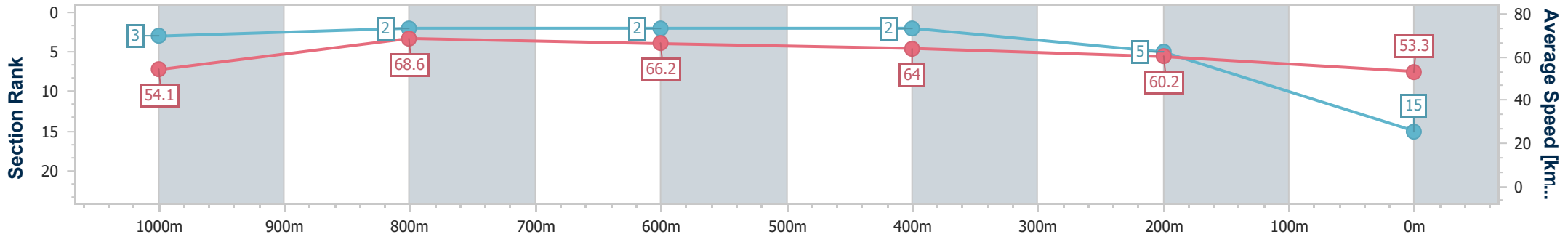


29 June 2024 - 13:31

BRISBANE
 RACING CLUB

Track Rating: Good 4, Weather: Fine, Rail Position: +6m 1600m-1000m; +7m Remainder

Section	Overall	1000m	800m	600m	400m	200m
Section Times	1:11.53 [15] (0:13.35)	0:58.18 [3] (0:10.54)	0:47.64 [2] (0:10.95)	0:36.69 [2] (0:11.23)	0:25.46 [2] (0:11.95)	0:13.51 [5] (0:13.51)
Average Speed [km/h]	54.1	68.6	66.2	64.0	60.2	53.3
Top Speed [km/h]	69.7	69.1	67.5	65.4	62.5	57.3
Avg. Dist. to Rail [m]	2.4	0.9	1.0	0.2	0.7	1.2
Avg. Stride Freq. [Hz]	2.3	2.4	2.3	2.3	2.3	2.2
Avg. Stride Length [m]	6.5	8.0	8.1	7.6	7.3	6.8



- [] Ranking at each section and finish
- .-.- No data available at this section
- NA No data available



Horse/Jockey Name	Lieutenant
Final Rank	16
Fastest Section Time (Section)	0:11.02 (800m)
Top Speed [km/h] (Section)	67.7 (1000m)
Race State	Finished

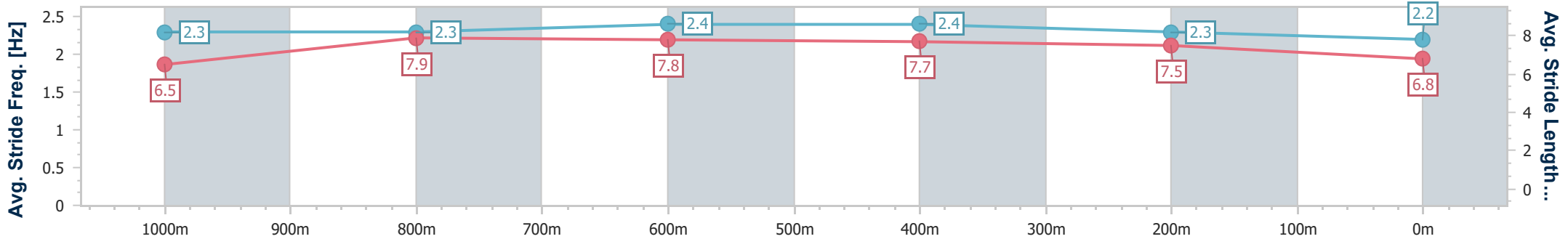
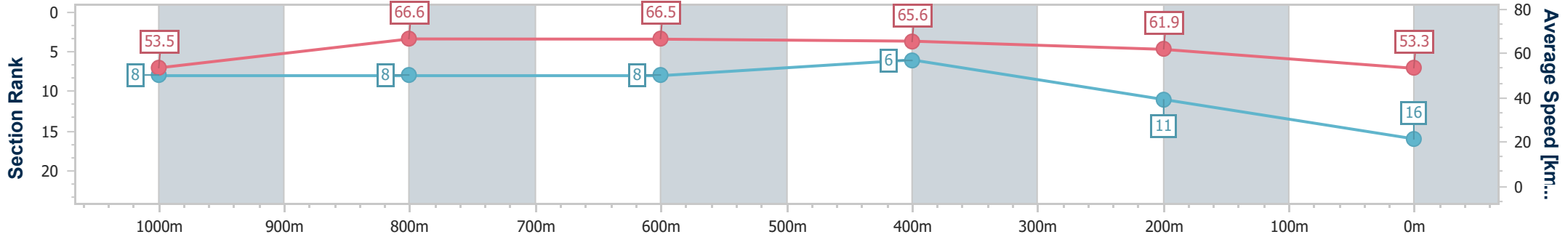


Eagle Farm QLD Professional
 Race 4: 2024 LADBROKES BATTLE OF THE BUSH FINAL NMW
 -Last 2 Yrs Qlty Hcp (SC) - 1200m
 29 June 2024 - 13:31
 Track Rating: Good 4, Weather: Fine, Rail Position: +6m 1600m-1000m; +7m Remainder



BRISBANE
 RACING CLUB

Section	Overall	1000m	800m	600m	400m	200m
Section Times	1:11.83 [16] (0:13.50)	0:58.33 [8] (0:11.07)	0:47.26 [8] (0:11.02)	0:36.24 [8] (0:11.06)	0:25.18 [6] (0:11.67)	0:13.51 [11] (0:13.51)
Average Speed [km/h]	53.5	66.6	66.5	65.6	61.9	53.3
Top Speed [km/h]	67.7	67.7	67.1	67.1	65.0	57.9
Avg. Dist. to Rail [m]	11.1	4.3	3.6	2.2	5.8	8.2
Avg. Stride Freq. [Hz]	2.3	2.3	2.4	2.4	2.3	2.2
Avg. Stride Length [m]	6.5	7.9	7.8	7.7	7.5	6.8



- [] Ranking at each section and finish
- .-.- No data available at this section
- NA No data available



Eagle Farm QLD Professional

Race 5: HMW GROUP TATTERSALL'S GOLD CROWN - 2143m

29 June 2024 - 14:09



BRISBANE
RACING CLUB

Track Rating: Good 4, Weather: Fine, Rail Position: +6m 1600m-1000m; +7m Remainder

Section	Field Times	Overall	2000m	1800m	1600m	1400m	1200m	1000m	Last 600m				
		2:12.87 (0:11.98)	2:00.89 (0:12.57)	1:48.32 (0:12.51)	1:35.81 (0:12.33)	1:23.48 (0:12.18)	1:11.30 (0:12.66)	0:58.64 (0:12.27)	0:00.00				
Rank	TAB Horse/Jockey	Barrier	Top Speed [km/h]	Fastest Section					Distance Travelled [m]				
1	4 PRINCESS RHAENYS Blake Shinn	1	Data was not able to be tracked for this horse										
2	1 DENY KNOWLEDGE Tim Clark	8	64.0 400m	0:11.34 400m	2:12.87 [2] (0:12.23)	2:00.64 [6] (0:12.32)	1:48.32 [1] (0:12.51)	1:35.81 [1] (0:12.33)	1:23.48 [1] (0:12.18)	1:11.30 [1] (0:12.66)	0:58.64 [1] (0:12.27)	0:34.69	--
3	2 THALASSOPHILE James Orman	11	66.8 600m	0:11.04 400m	2:13.22 [3] (0:12.67)	2:00.55 [11] (0:12.69)	1:47.86 [9] (0:12.77)	1:35.09 [8] (0:12.46)	1:22.63 [8] (0:12.18)	1:10.45 [8] (0:12.57)	0:57.88 [9] (0:12.26)	0:34.03	--
4	9 MISSION OF LOVE Robbie Dolan	6	66.2 400m	0:11.04 400m	2:13.27 [4] (0:12.38)	2:00.89 [7] (0:12.82)	1:48.07 [7] (0:12.95)	1:35.12 [9] (0:12.54)	1:22.58 [9] (0:12.24)	1:10.34 [9] (0:12.61)	0:57.73 [10] (0:12.20)	0:34.04	--
5	5 AWESOME WONDER Tommy Berry	9	66.2 400m	0:11.10 400m	2:13.33 [5] (0:12.61)	2:00.72 [10] (0:12.87)	1:47.85 [10] (0:12.99)	1:34.86 [10] (0:12.57)	1:22.29 [10] (0:12.06)	1:10.23 [10] (0:12.14)	0:58.09 [7] (0:12.41)	0:34.22	--
6	12 OLD SONG Dylan Gibbons	5	65.7 600m	0:11.26 600m	2:13.45 [6] (0:12.44)	2:01.01 [9] (0:12.72)	1:48.29 [6] (0:12.77)	1:35.52 [6] (0:12.46)	1:23.06 [5] (0:12.17)	1:10.89 [6] (0:12.61)	0:58.28 [6] (0:12.23)	0:34.46	--
7	13 EXTRAORDINAIRE Tyler Schiller	2	64.6 600m	0:11.30 600m	2:13.46 [7] (0:12.02)	2:01.44 [4] (0:12.69)	1:48.75 [2] (0:12.85)	1:35.90 [3] (0:12.42)	1:23.48 [3] (0:12.20)	1:11.28 [3] (0:12.60)	0:58.68 [3] (0:12.30)	0:34.73	--
8	11 SUNSET SOIREE Angela Jones	12	65.9 600m	0:11.22 400m	2:13.57 [8] (0:12.39)	2:01.18 [8] (0:12.82)	1:48.36 [8] (0:12.78)	1:35.58 [7] (0:12.46)	1:23.12 [7] (0:12.09)	1:11.03 [5] (0:12.41)	0:58.62 [4] (0:12.40)	0:34.64	--
9	7 OUR MARYANNE Vlad Duric	13	66.8 600m	0:11.04 400m	2:13.65 [9] (0:13.03)	2:00.62 [13] (0:12.80)	1:47.82 [12] (0:12.73)	1:35.09 [11] (0:12.51)	1:22.58 [11] (0:12.10)	1:10.48 [11] (0:12.50)	0:57.98 [11] (0:12.25)	0:34.24	--
10	14 ELLA'S WORLD Damien Thornton	7	65.5 600m	0:11.31 600m	2:13.81 [10] (0:11.98)	2:01.83 [2] (0:12.75)	1:49.08 [3] (0:12.83)	1:36.25 [4] (0:12.60)	1:23.65 [4] (0:12.28)	1:11.37 [4] (0:12.55)	0:58.82 [5] (0:12.33)	0:34.87	--

Scratched: Foniska (#3)

Report Created: Sat 29 June 2024 14:28 GMT+10 (Note: Timing is based on position data)

Page 1/17

[] Ranking at each section and finish
 -:--:-- No data available at this section
 NA No data available

SCN Saddle cloth number
 DNF Did not finish
 DNT Did not track

data processed by TRIPLES DATA



Eagle Farm QLD Professional

Race 5: HMW GROUP TATTERSALL'S GOLD CROWN - 2143m

29 June 2024 - 14:09



BRISBANE
RACING CLUB

Track Rating: Good 4, Weather: Fine, Rail Position: +6m 1600m-1000m; +7m Remainder

Section	Overall	2000m	1800m	1600m	1400m	1200m	1000m	Last 600m						
Field Times	2:12.87 (0:11.98)	2:00.89 (0:12.57)	1:48.32 (0:12.51)	1:35.81 (0:12.33)	1:23.48 (0:12.18)	1:11.30 (0:12.66)	0:58.64 (0:12.27)	0:00.00						
Rank	TAB	Horse/Jockey	Barrier	Top Speed [km/h]	Fastest Section									Distance Travelled [m]
11	8	ARTFUL GIRL Martin Harley	10	64.7 400m	0:11.42 600m	2:14.21 [11] (0:12.00)	2:02.21 [3] (0:12.75)	1:49.46 [4] (0:12.66)	1:36.80 [2] (0:12.44)	1:24.36 [2] (0:12.19)	1:12.17 [2] (0:12.57)	0:59.60 [2] (0:12.42)	0:35.49	--
12	6	BELLACIAOCIAO Ron Stewart	4	65.6 600m	0:11.29 600m	2:14.45 [12] (0:12.10)	2:02.35 [5] (0:12.93)	1:49.42 [5] (0:12.85)	1:36.57 [5] (0:12.54)	1:24.03 [6] (0:12.24)	1:11.79 [7] (0:12.59)	0:59.20 [8] (0:12.31)	0:35.26	--
13	10	PLEADEEL Jackson Murphy	14	66.2 400m	0:11.25 600m	2:15.30 [13] (0:12.91)	2:02.39 [12] (0:12.90)	1:49.49 [11] (0:12.89)	1:36.60 [12] (0:12.74)	1:23.86 [12] (0:12.01)	1:11.85 [12] (0:12.44)	0:59.41 [12] (0:12.23)	0:35.71	--

Scratched: Foniska (#3)

[] Ranking at each section and finish
 -:-:-:- No data available at this section
 NA No data available

SCN Saddle cloth number
 DNF Did not finish
 DNT Did not track



Eagle Farm QLD Professional

Race 5: HMW GROUP TATTERSALL'S GOLD CROWN - 2143m

29 June 2024 - 14:09



BRISBANE
RACING CLUB

Track Rating: Good 4, Weather: Fine, Rail Position: +6m 1600m-1000m; +7m Remainder

Section										Last 600m	
Field Times				800m	600m	400m	200m			0:00.00	
				0:46.37 (0:11.68)	0:34.69 (0:11.46)	0:23.23 (0:11.34)	0:11.89 (0:11.89)				
Rank	TAB	Horse/Jockey	Barrier	Top Speed [km/h]	Fastest Section			Margin	Margin	Distance Travelled [m]	
1	4	PRINCESS RHAENYS Blake Shinn	1	Data was not able to be tracked for this horse	-:--:-	-:--:-	-:--:-	-:--:-	2:12.84	-:--:-	----
2	1	DENY KNOWLEDGE Tim Clark	8	64.0 400m	0:11.34 400m	0:46.37 [1] (0:11.68)	0:34.69 [1] (0:11.46)	0:23.23 [1] (0:11.34)	0:11.89 [1] (0:11.89)	0.18L	0:34.69 --
3	2	THALASSOPHILE James Orman	11	66.8 600m	0:11.04 400m	0:45.62 [8] (0:11.59)	0:34.03 [9] (0:11.24)	0:22.79 [8] (0:11.04)	0:11.75 [4] (0:11.75)	2.22L	0:34.03 --
4	9	MISSION OF LOVE Robbie Dolan	6	66.2 400m	0:11.04 400m	0:45.53 [10] (0:11.49)	0:34.04 [10] (0:11.29)	0:22.75 [10] (0:11.04)	0:11.71 [7] (0:11.71)	2.54L	0:34.04 --
5	5	AWESOME WONDER Tommy Berry	9	66.2 400m	0:11.10 400m	0:45.68 [9] (0:11.46)	0:34.22 [7] (0:11.32)	0:22.90 [7] (0:11.10)	0:11.80 [6] (0:11.80)	2.88L	0:34.22 --
6	12	OLD SONG Dylan Gibbons	5	65.7 600m	0:11.26 600m	0:46.05 [6] (0:11.59)	0:34.46 [6] (0:11.26)	0:23.20 [6] (0:11.26)	0:11.94 [5] (0:11.94)	3.62L	0:34.46 --
7	13	EXTRAORDINAIRE Tyler Schiller	2	64.6 600m	0:11.30 600m	0:46.38 [3] (0:11.65)	0:34.73 [3] (0:11.30)	0:23.43 [2] (0:11.32)	0:12.11 [2] (0:12.11)	3.66L	0:34.73 --
8	11	SUNSET SOIREE Angela Jones	12	65.9 600m	0:11.22 400m	0:46.22 [5] (0:11.58)	0:34.64 [4] (0:11.31)	0:23.33 [4] (0:11.22)	0:12.11 [3] (0:12.11)	4.31L	0:34.64 --
9	7	OUR MARYANNE Vlad Duric	13	66.8 600m	0:11.04 400m	0:45.73 [11] (0:11.49)	0:34.24 [11] (0:11.19)	0:23.05 [11] (0:11.04)	0:12.01 [8] (0:12.01)	4.78L	0:34.24 --
10	14	ELLA'S WORLD Damien Thornton	7	65.5 600m	0:11.31 600m	0:46.49 [4] (0:11.62)	0:34.87 [5] (0:11.31)	0:23.56 [5] (0:11.49)	0:12.07 [10] (0:12.07)	5.7L	0:34.87 --

Scratched: Foniska (#3)

Report Created: Sat 29 June 2024 14:28 GMT+10 (Note: Timing is based on position data)

Page 3/17

[] Ranking at each section and finish
 -:--:- No data available at this section
 NA No data available

SCN Saddle cloth number
 DNF Did not finish
 DNT Did not track

data processed by  TRIPLES DATA



Eagle Farm QLD Professional

Race 5: HMW GROUP TATTERSALL'S GOLD CROWN - 2143m

29 June 2024 - 14:09



BRISBANE
RACING CLUB

Track Rating: Good 4, Weather: Fine, Rail Position: +6m 1600m-1000m; +7m Remainder

Section					800m	600m	400m	200m	Last 600m		
Field Times					0:46.37 (0:11.68)	0:34.69 (0:11.46)	0:23.23 (0:11.34)	0:11.89 (0:11.89)	0:00.00		
Rank	TAB	Horse/Jockey	Barrier	Top Speed [km/h]	Fastest Section					Margin	Distance Travelled [m]
11	8	ARTFUL GIRL Martin Harley	10	64.7 400m	0:11.42 600m	0:47.18 [2] (0:11.69)	0:35.49 [2] (0:11.42)	0:24.07 [3] (0:11.58)	0:12.49 [9] (0:12.49)	8.07L	0:35.49 --
12	6	BELLACIAOCIAO Ron Stewart	4	65.6 600m	0:11.29 600m	0:46.89 [7] (0:11.63)	0:35.26 [8] (0:11.29)	0:23.97 [9] (0:11.45)	0:12.52 [11] (0:12.52)	9.5L	0:35.26 --
13	10	PLEADEEL Jackson Murphy	14	66.2 400m	0:11.25 600m	0:47.18 [12] (0:11.47)	0:35.71 [12] (0:11.25)	0:24.46 [12] (0:11.49)	0:12.97 [12] (0:12.97)	14.46L	0:35.71 --

Scratched: Foniska (#3)

[] Ranking at each section and finish
 -:-:- No data available at this section
 NA No data available

SCN Saddle cloth number
 DNF Did not finish
 DNT Did not track



Horse/Jockey Name	Deny Knowledge
Final Rank	2
Fastest Section Time (Section)	0:11.34 (400m)
Top Speed [km/h] (Section)	64.0 (400m)
Race State	Finished



Eagle Farm QLD Professional

Race 5: HMW GROUP TATTERSALL'S GOLD CROWN - 2143m

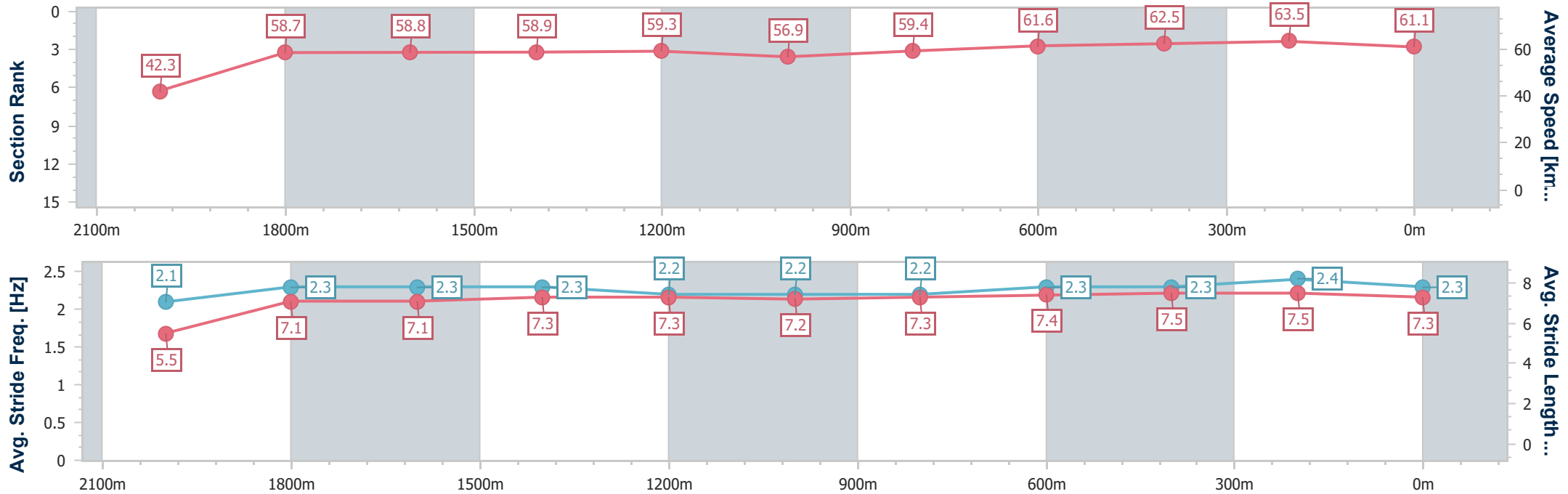
29 June 2024 - 14:09

Track Rating: Good 4, Weather: Fine, Rail Position: +6m 1600m-1000m; +7m Remainder



BRISBANE RACING CLUB

Section	Overall	2000m	1800m	1600m	1400m	1200m	1000m	800m	600m	400m	200m
Section Times	2:12.87 [2] (0:12.23)	2:00.64 [6] (0:12.32)	1:48.32 [1] (0:12.51)	1:35.81 [1] (0:12.33)	1:23.48 [1] (0:12.18)	1:11.30 [1] (0:12.66)	0:58.64 [1] (0:12.27)	0:46.37 [1] (0:11.68)	0:34.69 [1] (0:11.46)	0:23.23 [1] (0:11.34)	0:11.89 [1] (0:11.89)
Average Speed [km/h]	42.3	58.7	58.8	58.9	59.3	56.9	59.4	61.6	62.5	63.5	61.1
Top Speed [km/h]	58.2	59.8	59.3	59.8	60.4	57.7	61.1	62.5	63.8	64.0	62.1
Avg. Dist. to Rail [m]	4.5	1.2	3.5	3.7	2.3	2.4	2.0	0.6	0.7	0.4	0.4
Avg. Stride Freq. [Hz]	2.1	2.3	2.3	2.3	2.2	2.2	2.2	2.3	2.3	2.4	2.3
Avg. Stride Length [m]	5.5	7.1	7.1	7.3	7.3	7.2	7.3	7.4	7.5	7.5	7.3



- [] Ranking at each section and finish
- .-.- No data available at this section
- NA No data available



Horse/Jockey Name	Thalassophile
Final Rank	3
Fastest Section Time (Section)	0:11.04 (400m)
Top Speed [km/h] (Section)	66.8 (600m)
Race State	Finished



Eagle Farm QLD Professional

Race 5: HMW GROUP TATTERSALL'S GOLD CROWN - 2143m

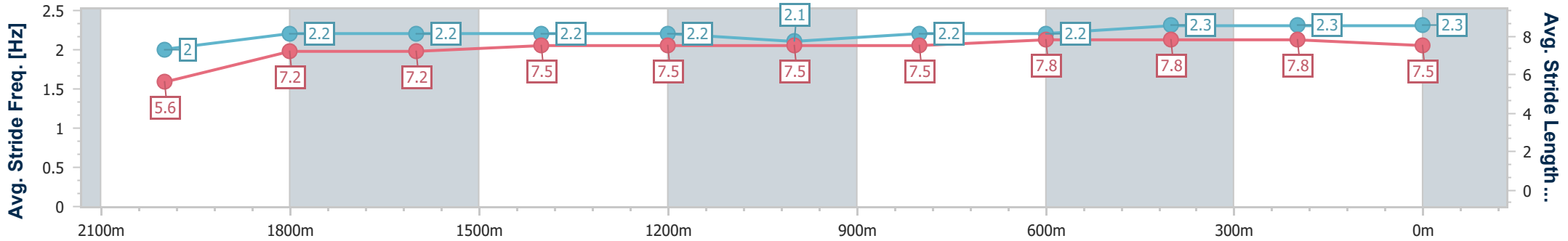
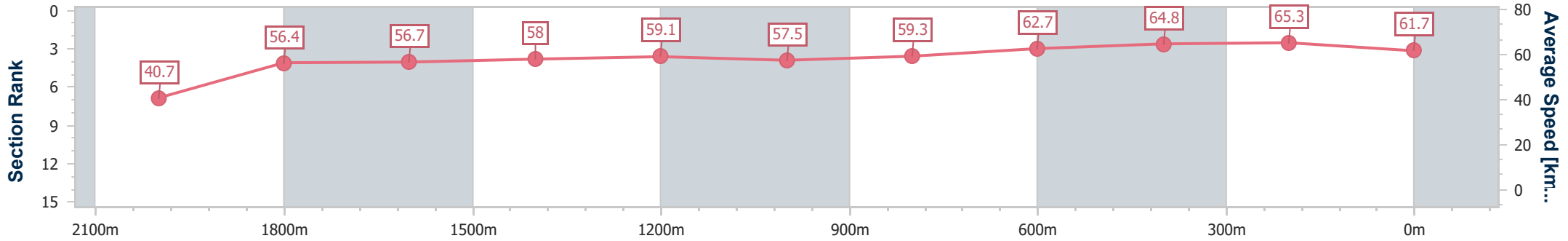
29 June 2024 - 14:09

Track Rating: Good 4, Weather: Fine, Rail Position: +6m 1600m-1000m; +7m Remainder



BRISBANE RACING CLUB

Section	Overall	2000m	1800m	1600m	1400m	1200m	1000m	800m	600m	400m	200m
Section Times	2:13.22 [3] (0:12.67)	2:00.55 [11] (0:12.69)	1:47.86 [9] (0:12.77)	1:35.09 [8] (0:12.46)	1:22.63 [8] (0:12.18)	1:10.45 [8] (0:12.57)	0:57.88 [9] (0:12.26)	0:45.62 [8] (0:11.59)	0:34.03 [9] (0:11.24)	0:22.79 [8] (0:11.04)	0:11.75 [4] (0:11.75)
Average Speed [km/h]	40.7	56.4	56.7	58.0	59.1	57.5	59.3	62.7	64.8	65.3	61.7
Top Speed [km/h]	56.3	57.2	57.9	59.9	60.1	59.6	62.1	64.3	66.8	66.4	63.3
Avg. Dist. to Rail [m]	4.5	1.2	0.6	1.7	1.5	1.7	1.9	1.9	2.4	2.7	2.9
Avg. Stride Freq. [Hz]	2.0	2.2	2.2	2.2	2.2	2.1	2.2	2.2	2.3	2.3	2.3
Avg. Stride Length [m]	5.6	7.2	7.2	7.5	7.5	7.5	7.5	7.8	7.8	7.8	7.5



- [] Ranking at each section and finish
- .-.- No data available at this section
- NA No data available



Horse/Jockey Name	Mission Of Love
Final Rank	4
Fastest Section Time (Section)	0:11.04 (400m)
Top Speed [km/h] (Section)	66.2 (400m)
Race State	Finished



Eagle Farm QLD Professional

Race 5: HMW GROUP TATTERSALL'S GOLD CROWN - 2143m

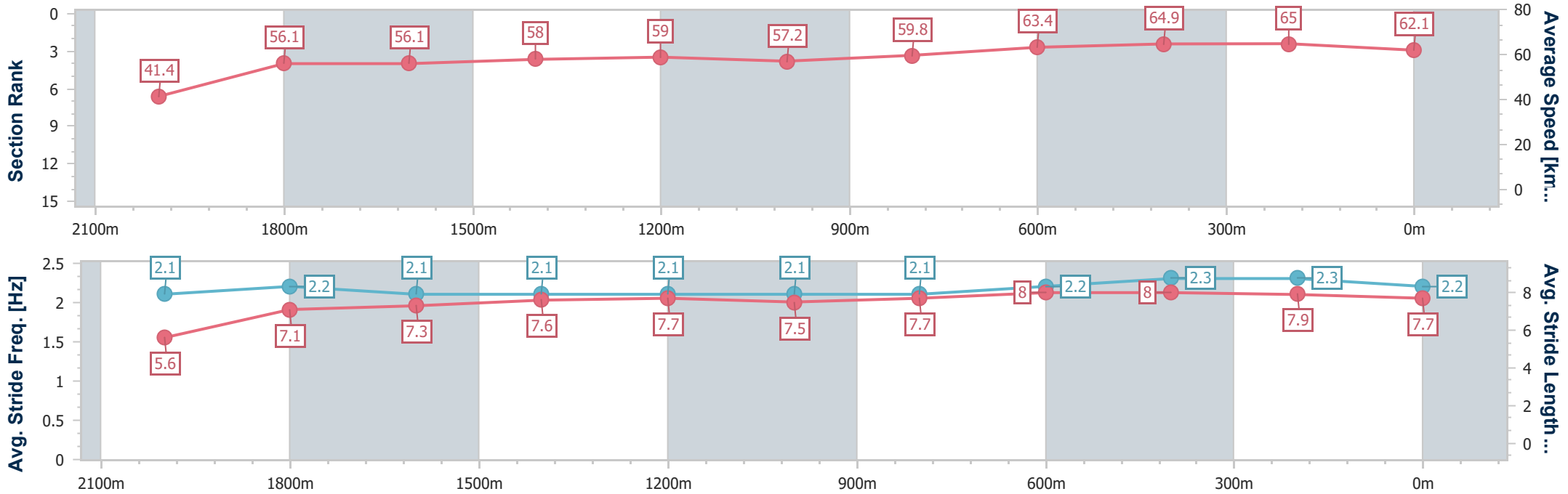
29 June 2024 - 14:09

Track Rating: Good 4, Weather: Fine, Rail Position: +6m 1600m-1000m; +7m Remainder



BRISBANE RACING CLUB

Section	Overall	2000m	1800m	1600m	1400m	1200m	1000m	800m	600m	400m	200m
Section Times	2:13.27 [4] (0:12.38)	2:00.89 [7] (0:12.82)	1:48.07 [7] (0:12.95)	1:35.12 [9] (0:12.54)	1:22.58 [9] (0:12.24)	1:10.34 [9] (0:12.61)	0:57.73 [10] (0:12.20)	0:45.53 [10] (0:11.49)	0:34.04 [10] (0:11.29)	0:22.75 [10] (0:11.04)	0:11.71 [7] (0:11.71)
Average Speed [km/h]	41.4	56.1	56.1	58.0	59.0	57.2	59.8	63.4	64.9	65.0	62.1
Top Speed [km/h]	56.8	57.2	57.3	59.6	59.6	59.7	62.0	64.6	65.9	66.2	64.0
Avg. Dist. to Rail [m]	2.3	1.0	2.0	3.0	2.7	3.0	2.8	2.3	3.5	7.7	7.9
Avg. Stride Freq. [Hz]	2.1	2.2	2.1	2.1	2.1	2.1	2.1	2.2	2.3	2.3	2.2
Avg. Stride Length [m]	5.6	7.1	7.3	7.6	7.7	7.5	7.7	8.0	8.0	7.9	7.7



- [] Ranking at each section and finish
- .-.- No data available at this section
- NA No data available



Horse/Jockey Name	Awesome Wonder
Final Rank	5
Fastest Section Time (Section)	0:11.10 (400m)
Top Speed [km/h] (Section)	66.2 (400m)
Race State	Finished



Eagle Farm QLD Professional

Race 5: HMW GROUP TATTERSALL'S GOLD CROWN - 2143m

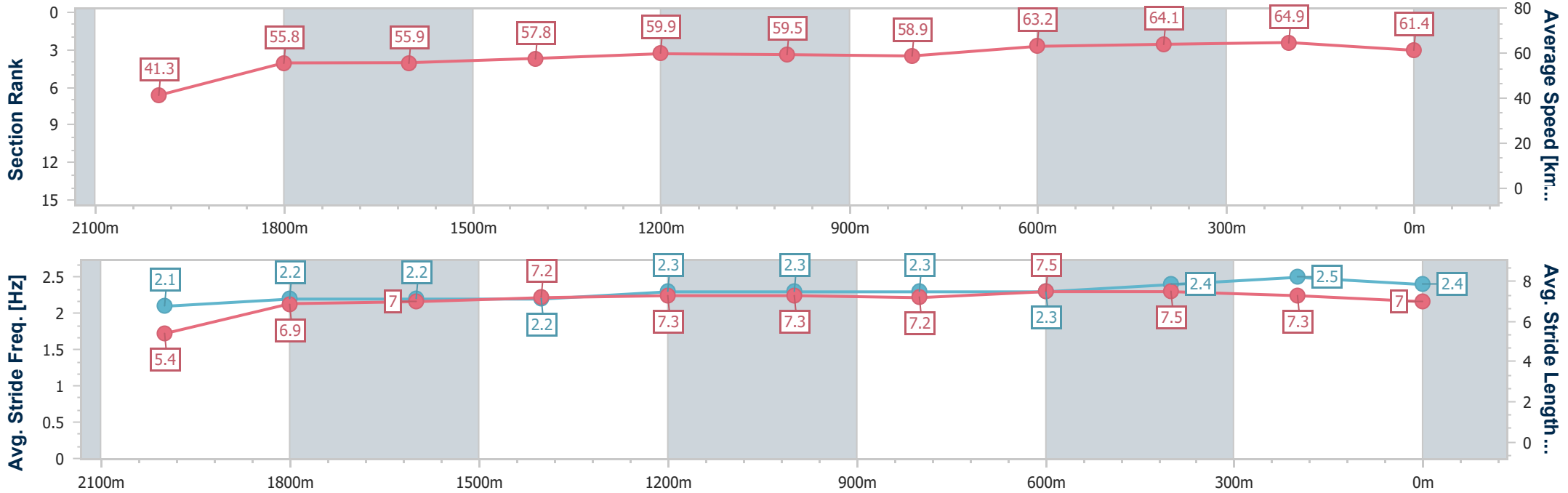
29 June 2024 - 14:09

Track Rating: Good 4, Weather: Fine, Rail Position: +6m 1600m-1000m; +7m Remainder



BRISBANE RACING CLUB

Section	Overall	2000m	1800m	1600m	1400m	1200m	1000m	800m	600m	400m	200m
Section Times	2:13.33 [5] (0:12.61)	2:00.72 [10] (0:12.87)	1:47.85 [10] (0:12.99)	1:34.86 [10] (0:12.57)	1:22.29 [10] (0:12.06)	1:10.23 [10] (0:12.14)	0:58.09 [7] (0:12.41)	0:45.68 [9] (0:11.46)	0:34.22 [7] (0:11.32)	0:22.90 [7] (0:11.10)	0:11.80 [6] (0:11.80)
Average Speed [km/h]	41.3	55.8	55.9	57.8	59.9	59.5	58.9	63.2	64.1	64.9	61.4
Top Speed [km/h]	55.3	57.2	57.0	60.0	61.2	61.9	61.5	65.5	65.8	66.2	62.7
Avg. Dist. to Rail [m]	4.7	0.8	1.6	3.0	3.2	4.0	3.1	1.2	1.9	6.3	6.2
Avg. Stride Freq. [Hz]	2.1	2.2	2.2	2.2	2.3	2.3	2.3	2.3	2.4	2.5	2.4
Avg. Stride Length [m]	5.4	6.9	7.0	7.2	7.3	7.3	7.2	7.5	7.5	7.3	7.0



- [] Ranking at each section and finish
- .-.-.- No data available at this section
- NA No data available



Horse/Jockey Name	Old Song
Final Rank	6
Fastest Section Time (Section)	0:11.26 (600m)
Top Speed [km/h] (Section)	65.7 (600m)
Race State	Finished



Eagle Farm QLD Professional

Race 5: HMW GROUP TATTERSALL'S GOLD CROWN - 2143m

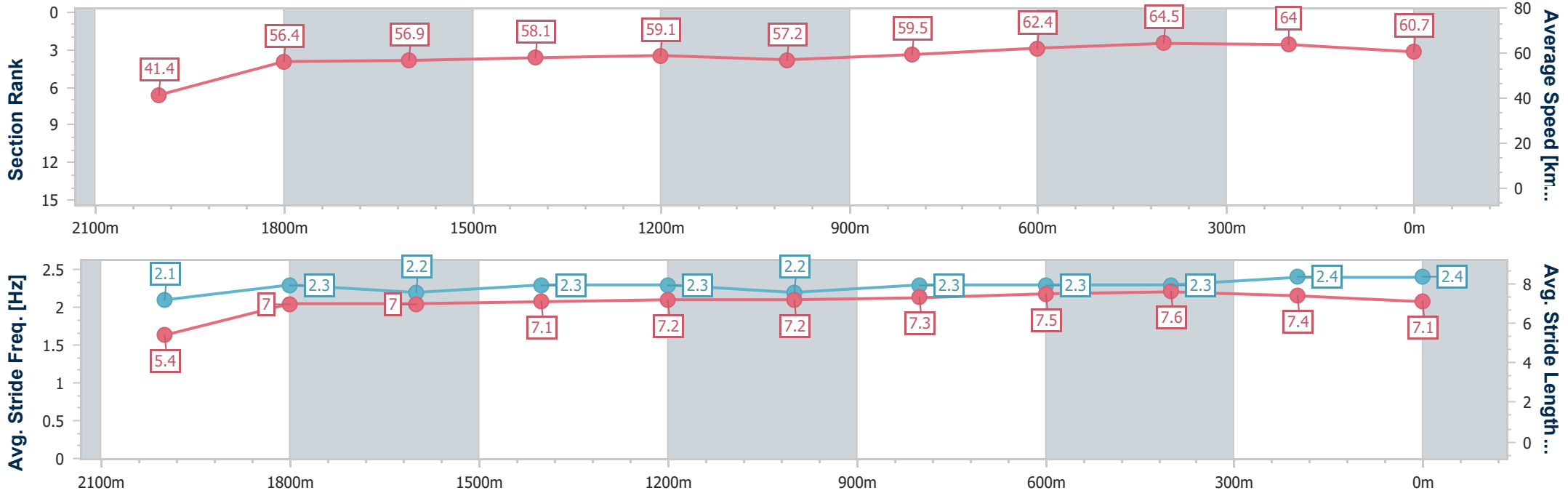
29 June 2024 - 14:09

Track Rating: Good 4, Weather: Fine, Rail Position: +6m 1600m-1000m; +7m Remainder



BRISBANE RACING CLUB

Section	Overall	2000m	1800m	1600m	1400m	1200m	1000m	800m	600m	400m	200m
Section Times	2:13.45 [6] (0:12.44)	2:01.01 [9] (0:12.72)	1:48.29 [6] (0:12.77)	1:35.52 [6] (0:12.46)	1:23.06 [5] (0:12.17)	1:10.89 [6] (0:12.61)	0:58.28 [6] (0:12.23)	0:46.05 [6] (0:11.59)	0:34.46 [6] (0:11.26)	0:23.20 [6] (0:11.26)	0:11.94 [5] (0:11.94)
Average Speed [km/h]	41.4	56.4	56.9	58.1	59.1	57.2	59.5	62.4	64.5	64.0	60.7
Top Speed [km/h]	57.5	57.5	57.2	60.4	60.0	59.4	62.2	63.5	65.7	65.5	63.1
Avg. Dist. to Rail [m]	2.3	0.6	1.0	1.9	1.9	2.3	2.2	0.8	2.1	5.5	5.4
Avg. Stride Freq. [Hz]	2.1	2.3	2.2	2.3	2.3	2.2	2.3	2.3	2.3	2.4	2.4
Avg. Stride Length [m]	5.4	7.0	7.0	7.1	7.2	7.2	7.3	7.5	7.6	7.4	7.1



- [] Ranking at each section and finish
- .-.- No data available at this section
- NA No data available



Horse/Jockey Name	Extraordinaire
Final Rank	7
Fastest Section Time (Section)	0:11.30 (600m)
Top Speed [km/h] (Section)	64.6 (600m)
Race State	Finished



Eagle Farm QLD Professional

Race 5: HMW GROUP TATTERSALL'S GOLD CROWN - 2143m

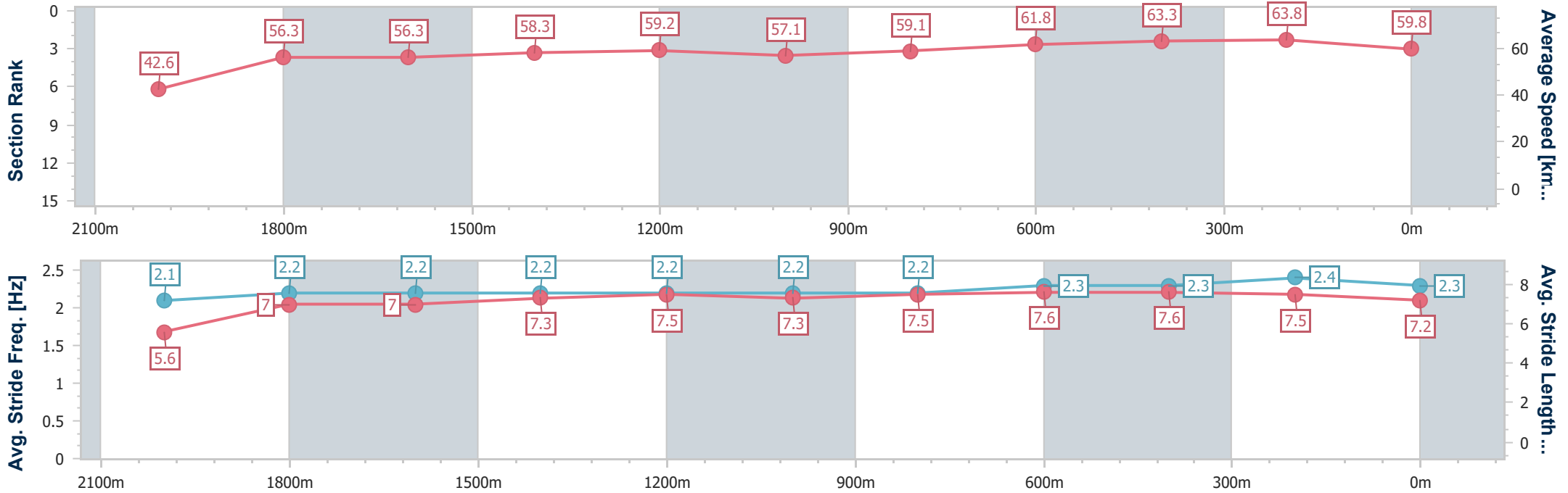
29 June 2024 - 14:09

Track Rating: Good 4, Weather: Fine, Rail Position: +6m 1600m-1000m; +7m Remainder



BRISBANE RACING CLUB

Section	Overall	2000m	1800m	1600m	1400m	1200m	1000m	800m	600m	400m	200m
Section Times	2:13.46 [7] (0:12.02)	2:01.44 [4] (0:12.69)	1:48.75 [2] (0:12.85)	1:35.90 [3] (0:12.42)	1:23.48 [3] (0:12.20)	1:11.28 [3] (0:12.60)	0:58.68 [3] (0:12.30)	0:46.38 [3] (0:11.65)	0:34.73 [3] (0:11.30)	0:23.43 [2] (0:11.32)	0:12.11 [2] (0:12.11)
Average Speed [km/h]	42.6	56.3	56.3	58.3	59.2	57.1	59.1	61.8	63.3	63.8	59.8
Top Speed [km/h]	56.1	57.5	57.4	59.9	60.1	58.2	61.5	62.6	64.6	64.5	62.2
Avg. Dist. to Rail [m]	1.9	1.6	0.8	2.2	1.9	2.1	1.6	0.5	1.3	1.8	3.0
Avg. Stride Freq. [Hz]	2.1	2.2	2.2	2.2	2.2	2.2	2.2	2.3	2.3	2.4	2.3
Avg. Stride Length [m]	5.6	7.0	7.0	7.3	7.5	7.3	7.5	7.6	7.6	7.5	7.2



- [] Ranking at each section and finish
- .-.- No data available at this section
- NA No data available



Horse/Jockey Name	Sunset Soiree
Final Rank	8
Fastest Section Time (Section)	0:11.22 (400m)
Top Speed [km/h] (Section)	65.9 (600m)
Race State	Finished



Eagle Farm QLD Professional

Race 5: HMW GROUP TATTERSALL'S GOLD CROWN - 2143m

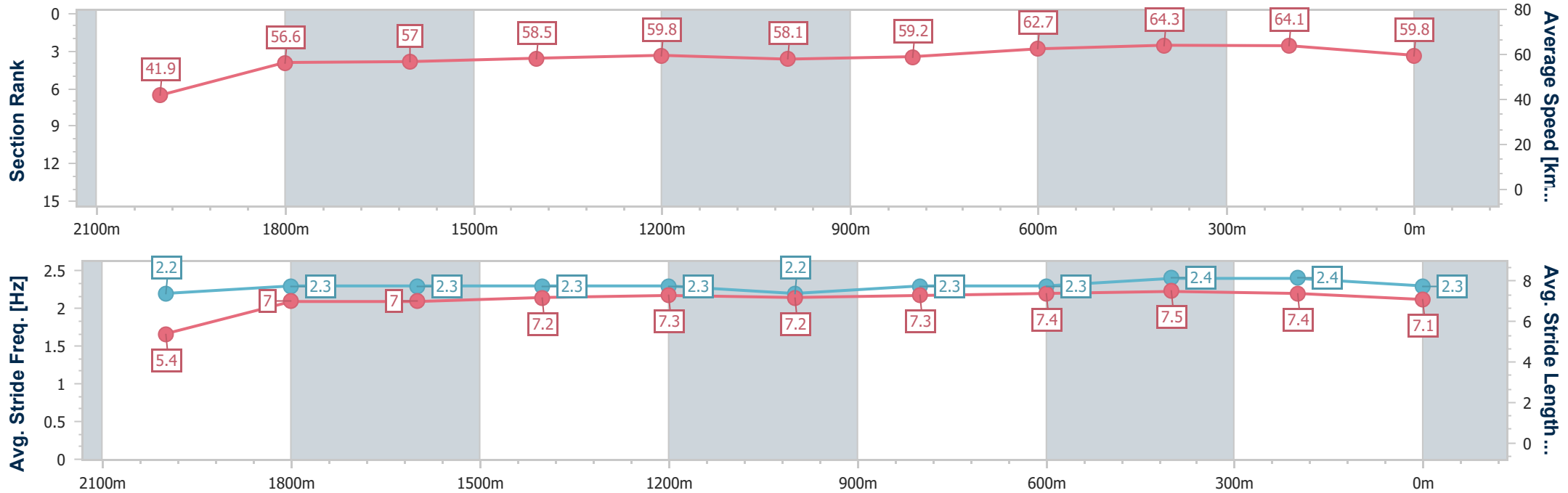
29 June 2024 - 14:09

Track Rating: Good 4, Weather: Fine, Rail Position: +6m 1600m-1000m; +7m Remainder



BRISBANE RACING CLUB

Section	Overall	2000m	1800m	1600m	1400m	1200m	1000m	800m	600m	400m	200m
Section Times	2:13.57 [8] (0:12.39)	2:01.18 [8] (0:12.82)	1:48.36 [8] (0:12.78)	1:35.58 [7] (0:12.46)	1:23.12 [7] (0:12.09)	1:11.03 [5] (0:12.41)	0:58.62 [4] (0:12.40)	0:46.22 [5] (0:11.58)	0:34.64 [4] (0:11.31)	0:23.33 [4] (0:11.22)	0:12.11 [3] (0:12.11)
Average Speed [km/h]	41.9	56.6	57.0	58.5	59.8	58.1	59.2	62.7	64.3	64.1	59.8
Top Speed [km/h]	57.2	57.2	58.1	59.3	60.5	60.7	62.1	63.5	65.9	65.6	62.1
Avg. Dist. to Rail [m]	7.2	1.0	2.3	4.1	3.9	4.1	3.6	1.6	2.2	4.5	4.4
Avg. Stride Freq. [Hz]	2.2	2.3	2.3	2.3	2.3	2.2	2.3	2.3	2.4	2.4	2.3
Avg. Stride Length [m]	5.4	7.0	7.0	7.2	7.3	7.2	7.3	7.4	7.5	7.4	7.1



- [] Ranking at each section and finish
- .-.- No data available at this section
- NA No data available



Horse/Jockey Name	Our Maryanne
Final Rank	9
Fastest Section Time (Section)	0:11.04 (400m)
Top Speed [km/h] (Section)	66.8 (600m)
Race State	Finished



Eagle Farm QLD Professional

Race 5: HMW GROUP TATTERSALL'S GOLD CROWN - 2143m

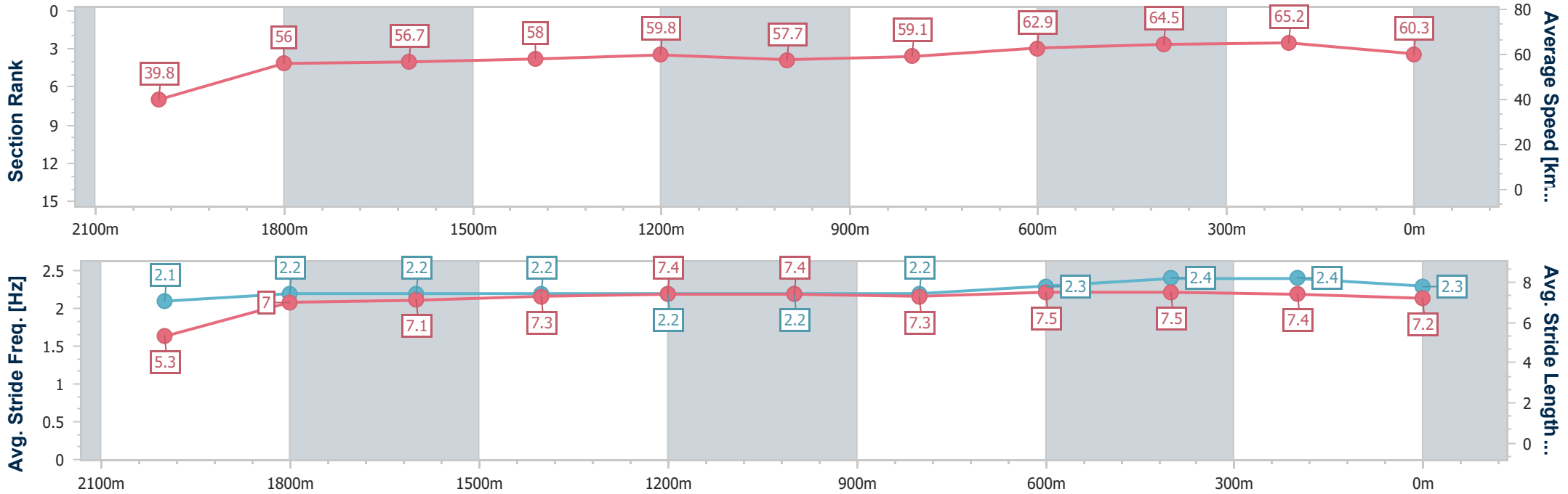
29 June 2024 - 14:09

Track Rating: Good 4, Weather: Fine, Rail Position: +6m 1600m-1000m; +7m Remainder



BRISBANE RACING CLUB

Section	Overall	2000m	1800m	1600m	1400m	1200m	1000m	800m	600m	400m	200m
Section Times	2:13.65 [9] (0:13.03)	2:00.62 [13] (0:12.80)	1:47.82 [12] (0:12.73)	1:35.09 [11] (0:12.51)	1:22.58 [11] (0:12.10)	1:10.48 [11] (0:12.50)	0:57.98 [11] (0:12.25)	0:45.73 [11] (0:11.49)	0:34.24 [11] (0:11.19)	0:23.05 [11] (0:11.04)	0:12.01 [8] (0:12.01)
Average Speed [km/h]	39.8	56.0	56.7	58.0	59.8	57.7	59.1	62.9	64.5	65.2	60.3
Top Speed [km/h]	54.9	56.7	57.7	60.7	60.8	60.7	62.0	65.1	66.8	66.4	63.3
Avg. Dist. to Rail [m]	6.9	0.8	0.9	2.0	1.8	2.0	1.8	0.7	0.6	1.7	1.7
Avg. Stride Freq. [Hz]	2.1	2.2	2.2	2.2	2.2	2.2	2.2	2.3	2.4	2.4	2.3
Avg. Stride Length [m]	5.3	7.0	7.1	7.3	7.4	7.4	7.3	7.5	7.5	7.4	7.2



- [] Ranking at each section and finish
- .-.- No data available at this section
- NA No data available



Horse/Jockey Name	Ella's World
Final Rank	10
Fastest Section Time (Section)	0:11.31 (600m)
Top Speed [km/h] (Section)	65.5 (600m)
Race State	Finished



Eagle Farm QLD Professional

Race 5: HMW GROUP TATTERSALL'S GOLD CROWN - 2143m

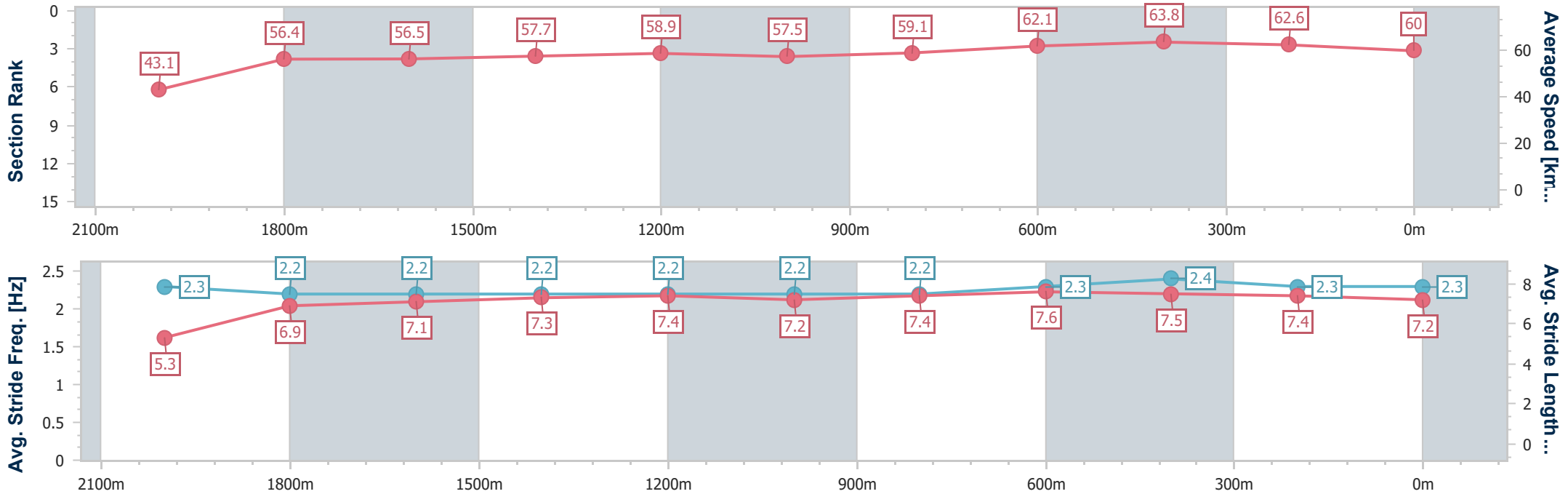
29 June 2024 - 14:09

Track Rating: Good 4, Weather: Fine, Rail Position: +6m 1600m-1000m; +7m Remainder



BRISBANE RACING CLUB

Section	Overall	2000m	1800m	1600m	1400m	1200m	1000m	800m	600m	400m	200m
Section Times	2:13.81 [10] (0:11.98)	2:01.83 [2] (0:12.75)	1:49.08 [3] (0:12.83)	1:36.25 [4] (0:12.60)	1:23.65 [4] (0:12.28)	1:11.37 [4] (0:12.55)	0:58.82 [5] (0:12.33)	0:46.49 [4] (0:11.62)	0:34.87 [5] (0:11.31)	0:23.56 [5] (0:11.49)	0:12.07 [10] (0:12.07)
Average Speed [km/h]	43.1	56.4	56.5	57.7	58.9	57.5	59.1	62.1	63.8	62.6	60.0
Top Speed [km/h]	57.5	57.8	57.0	58.8	59.1	58.7	62.3	63.7	65.5	63.6	61.5
Avg. Dist. to Rail [m]	3.6	0.4	1.0	3.1	2.6	3.1	2.1	0.8	0.8	3.9	5.5
Avg. Stride Freq. [Hz]	2.3	2.2	2.2	2.2	2.2	2.2	2.2	2.3	2.4	2.3	2.3
Avg. Stride Length [m]	5.3	6.9	7.1	7.3	7.4	7.2	7.4	7.6	7.5	7.4	7.2



- [] Ranking at each section and finish
- .-.- No data available at this section
- NA No data available



Horse/Jockey Name	Artful Girl
Final Rank	11
Fastest Section Time (Section)	0:11.42 (600m)
Top Speed [km/h] (Section)	64.7 (400m)
Race State	Finished



Eagle Farm QLD Professional

Race 5: HMW GROUP TATTERSALL'S GOLD CROWN - 2143m

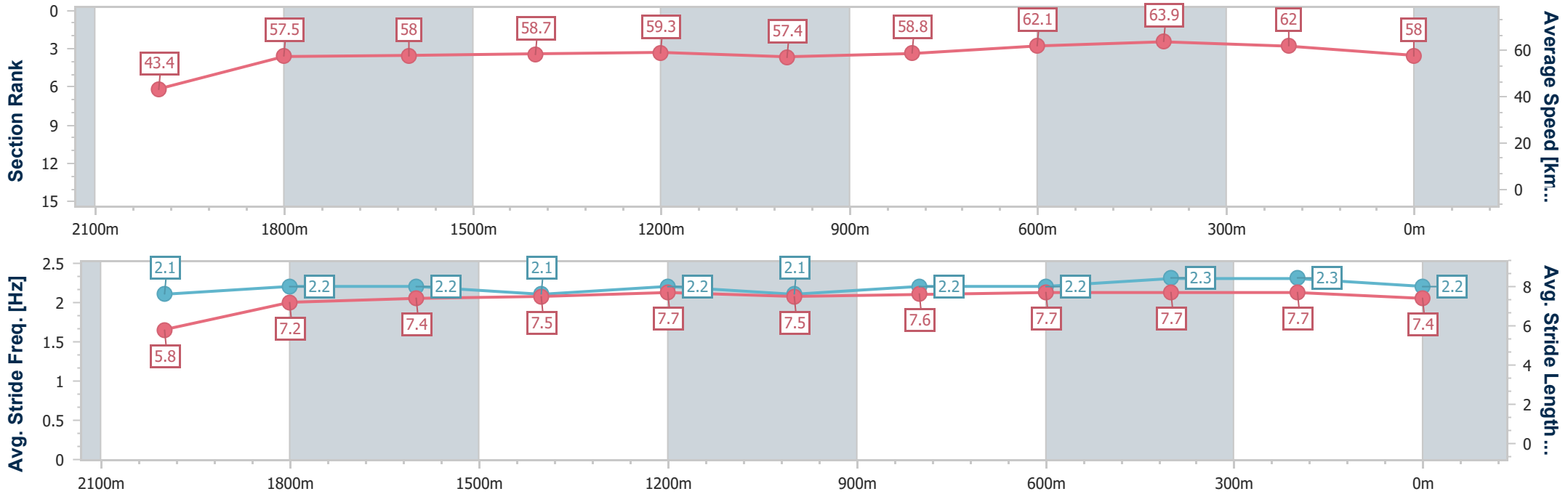
29 June 2024 - 14:09

Track Rating: Good 4, Weather: Fine, Rail Position: +6m 1600m-1000m; +7m Remainder



BRISBANE RACING CLUB

Section	Overall	2000m	1800m	1600m	1400m	1200m	1000m	800m	600m	400m	200m
Section Times	2:14.21 [11] (0:12.00)	2:02.21 [3] (0:12.75)	1:49.46 [4] (0:12.66)	1:36.80 [2] (0:12.44)	1:24.36 [2] (0:12.19)	1:12.17 [2] (0:12.57)	0:59.60 [2] (0:12.42)	0:47.18 [2] (0:11.69)	0:35.49 [2] (0:11.42)	0:24.07 [3] (0:11.58)	0:12.49 [9] (0:12.49)
Average Speed [km/h]	43.4	57.5	58.0	58.7	59.3	57.4	58.8	62.1	63.9	62.0	58.0
Top Speed [km/h]	56.9	58.2	58.9	59.9	60.3	58.0	61.9	63.5	64.5	64.7	59.9
Avg. Dist. to Rail [m]	6.1	3.3	3.8	4.3	3.7	3.7	3.2	2.0	2.3	3.3	4.4
Avg. Stride Freq. [Hz]	2.1	2.2	2.2	2.1	2.2	2.1	2.2	2.2	2.3	2.3	2.2
Avg. Stride Length [m]	5.8	7.2	7.4	7.5	7.7	7.5	7.6	7.7	7.7	7.7	7.4



- [] Ranking at each section and finish
- .-.- No data available at this section
- NA No data available



Horse/Jockey Name	Bellaciaocio
Final Rank	12
Fastest Section Time (Section)	0:11.29 (600m)
Top Speed [km/h] (Section)	65.6 (600m)
Race State	Finished



Eagle Farm QLD Professional

Race 5: HMW GROUP TATTERSALL'S GOLD CROWN - 2143m

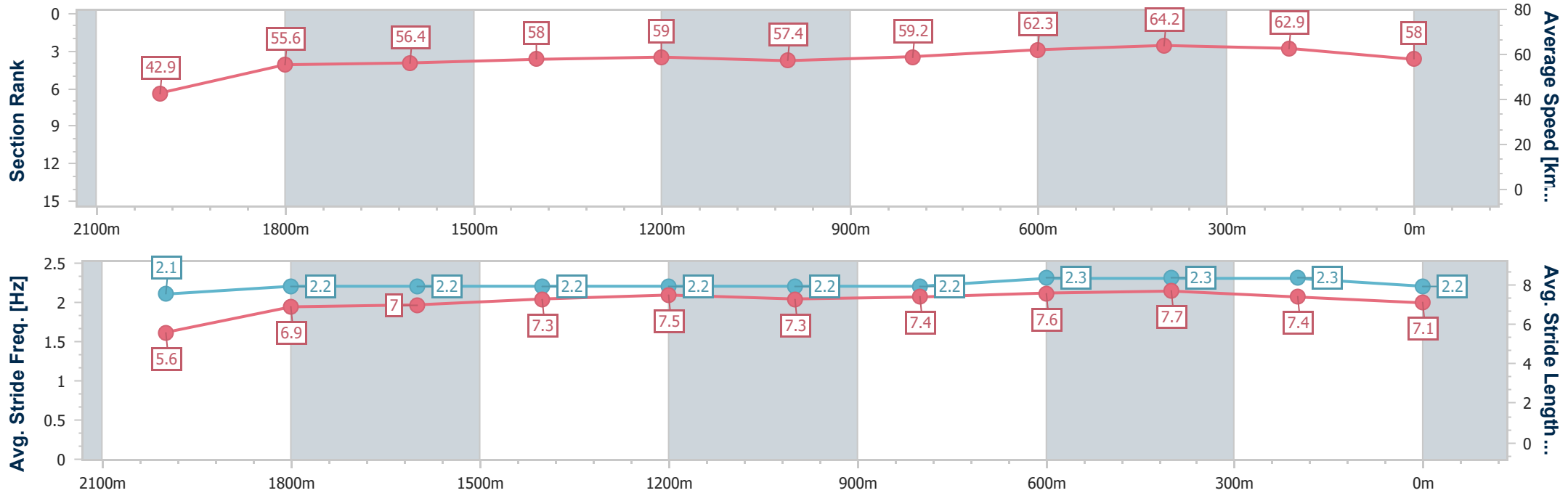
29 June 2024 - 14:09

Track Rating: Good 4, Weather: Fine, Rail Position: +6m 1600m-1000m; +7m Remainder



BRISBANE RACING CLUB

Section	Overall	2000m	1800m	1600m	1400m	1200m	1000m	800m	600m	400m	200m
Section Times	2:14.45 [12] (0:12.10)	2:02.35 [5] (0:12.93)	1:49.42 [5] (0:12.85)	1:36.57 [5] (0:12.54)	1:24.03 [6] (0:12.24)	1:11.79 [7] (0:12.59)	0:59.20 [8] (0:12.31)	0:46.89 [7] (0:11.63)	0:35.26 [8] (0:11.29)	0:23.97 [9] (0:11.45)	0:12.52 [11] (0:12.52)
Average Speed [km/h]	42.9	55.6	56.4	58.0	59.0	57.4	59.2	62.3	64.2	62.9	58.0
Top Speed [km/h]	56.2	57.0	57.6	59.0	59.6	59.4	61.8	64.7	65.6	64.9	60.3
Avg. Dist. to Rail [m]	2.8	0.8	1.6	3.1	2.9	3.2	2.7	1.9	1.6	2.9	2.4
Avg. Stride Freq. [Hz]	2.1	2.2	2.2	2.2	2.2	2.2	2.2	2.3	2.3	2.3	2.2
Avg. Stride Length [m]	5.6	6.9	7.0	7.3	7.5	7.3	7.4	7.6	7.7	7.4	7.1



- [] Ranking at each section and finish
- .-.- No data available at this section
- NA No data available



Horse/Jockey Name	Pleadeel
Final Rank	13
Fastest Section Time (Section)	0:11.25 (600m)
Top Speed [km/h] (Section)	66.2 (400m)
Race State	Finished



Eagle Farm QLD Professional

Race 5: HMW GROUP TATTERSALL'S GOLD CROWN - 2143m

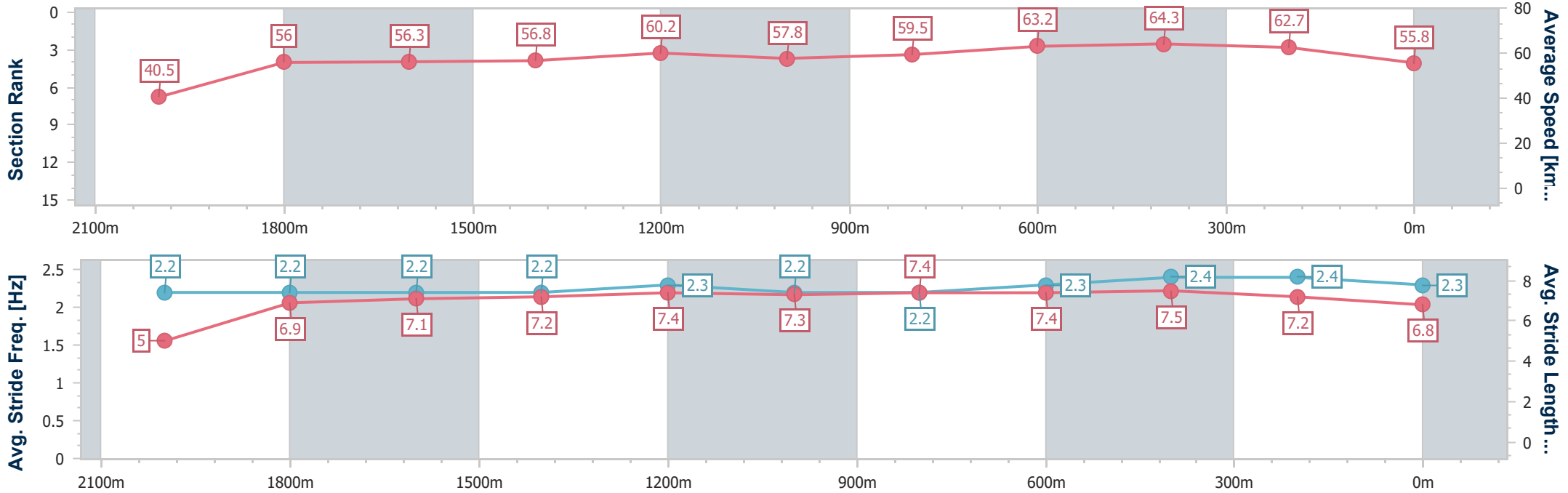
29 June 2024 - 14:09

Track Rating: Good 4, Weather: Fine, Rail Position: +6m 1600m-1000m; +7m Remainder



BRISBANE RACING CLUB

Section	Overall	2000m	1800m	1600m	1400m	1200m	1000m	800m	600m	400m	200m
Section Times	2:15.30 [13] (0:12.91)	2:02.39 [12] (0:12.90)	1:49.49 [11] (0:12.89)	1:36.60 [12] (0:12.74)	1:23.86 [12] (0:12.01)	1:11.85 [12] (0:12.44)	0:59.41 [12] (0:12.23)	0:47.18 [12] (0:11.47)	0:35.71 [12] (0:11.25)	0:24.46 [12] (0:11.49)	0:12.97 [12] (0:12.97)
Average Speed [km/h]	40.5	56.0	56.3	56.8	60.2	57.8	59.5	63.2	64.3	62.7	55.8
Top Speed [km/h]	54.3	57.0	57.8	59.5	61.0	60.8	61.3	65.0	66.1	66.2	60.2
Avg. Dist. to Rail [m]	9.0	0.7	1.8	2.2	1.7	2.2	2.0	1.5	1.2	2.2	0.4
Avg. Stride Freq. [Hz]	2.2	2.2	2.2	2.2	2.3	2.2	2.2	2.3	2.4	2.4	2.3
Avg. Stride Length [m]	5.0	6.9	7.1	7.2	7.4	7.3	7.4	7.4	7.5	7.2	6.8



- [] Ranking at each section and finish
- .-.- No data available at this section
- NA No data available



Horse/Jockey Name	Princess Rhaenys
Final Rank	1
Fastest Section Time (Section)	-:--:--
Top Speed [km/h] (Section)	--.-
Race State	DidNotTrack



Eagle Farm QLD Professional

Race 5: HMW GROUP TATTERSALL'S GOLD CROWN - 2143m

29 June 2024 - 14:09

Track Rating: Good 4, Weather: Fine, Rail Position: +6m 1600m-1000m; +7m Remainder



BRISBANE RACING CLUB

Section	Overall	2000m	1800m	1600m	1400m	1200m	1000m	800m	600m	400m	200m		
Section Times	-:--:--	-:--:--	-:--:--	-:--:--	-:--:--	-:--:--	-:--:--	-:--:--	-:--:--	-:--:--	-:--:--		
Average Speed [km/h]	--.-	--.-	--.-	--.-	--.-	--.-	--.-	--.-	--.-	--.-	--.-		
Top Speed [km/h]	--.-	--.-	--.-	--.-	--.-	--.-	--.-	--.-	--.-	--.-	--.-		
Avg. Dist. to Rail [m]	--	--	--	--	--	--	--	--	--	--	--		
Avg. Stride Freq. [Hz]	--.-	--.-	--.-	--.-	--.-	--.-	--.-	--.-	--.-	--.-	--.-		
Avg. Stride Length [m]	--.-	--.-	--.-	--.-	--.-	--.-	--.-	--.-	--.-	--.-	--.-		

- [] Ranking at each section and finish
- :--:-- No data available at this section
- NA No data available



Eagle Farm QLD Professional

Race 6: MOTORAMA TATTERSALL'S CUP - 2400m

29 June 2024 - 14:48



BRISBANE
RACING CLUB

Track Rating: Good 4, Weather: Fine, Rail Position: +6m 1600m-1000m; +7m Remainder

Section		Overall	2200m	2000m	1800m	1600m	1400m	1200m	Last 600m				
Field Times		2:27.21 (0:13.76)	2:13.45 (0:11.21)	2:02.24 (0:12.48)	1:49.76 (0:13.04)	1:36.72 (0:12.73)	1:23.99 (0:12.57)	1:11.42 (0:12.66)	0:34.76				
Rank	TAB Horse/Jockey	Barrier	Top Speed [km/h]	Fastest Section									Distance Travelled [m]
1	1 VOW AND DECLARE Billy Egan	8	64.9 400m	0:11.32 600m	2:27.21 [1] (0:13.96)	2:13.25 [3] (0:11.58)	2:01.67 [4] (0:12.47)	1:49.20 [4] (0:13.01)	1:36.19 [4] (0:12.56)	1:23.63 [4] (0:12.61)	1:11.02 [4] (0:12.62)	0:34.50	
2	9 YOUNG WERTHER Blake Shinn	5	67.7 2200m	0:11.23 400m	2:27.25 [2] (0:14.06)	2:13.19 [5] (0:11.62)	2:01.57 [5] (0:12.60)	1:48.97 [6] (0:13.05)	1:35.92 [6] (0:12.58)	1:23.34 [6] (0:12.51)	1:10.83 [6] (0:12.64)	0:34.37	-1
3	7 KNIGHT'S CHOICE Robbie Dolan	2	66.3 Overall	0:11.15 600m	2:27.38 [3] (0:14.40)	2:12.98 [8] (0:11.65)	2:01.33 [8] (0:12.45)	1:48.88 [7] (0:13.02)	1:35.86 [7] (0:12.63)	1:23.23 [7] (0:12.47)	1:10.76 [7] (0:12.67)	0:34.22	-7
4	4 SERPENTINE Tim Clark	12	66.5 Overall	0:11.21 2200m	2:27.62 [4] (0:13.76)	2:13.86 [1] (0:11.21)	2:02.65 [1] (0:12.48)	1:50.17 [1] (0:13.04)	1:37.13 [1] (0:12.73)	1:24.40 [1] (0:12.57)	1:11.83 [1] (0:12.66)	0:35.17	-10
5	10 EL BODEGON Tyler Schiller	1	65.6 400m	0:11.22 600m	2:27.65 [5] (0:14.60)	2:13.05 [10] (0:11.75)	2:01.30 [10] (0:12.37)	1:48.93 [9] (0:13.02)	1:35.91 [9] (0:12.59)	1:23.32 [9] (0:12.53)	1:10.79 [9] (0:12.56)	0:34.40	-8
6	11 ALMAIRAC Vlad Duric	11	65.7 2200m	0:11.27 600m	2:27.74 [6] (0:13.98)	2:13.76 [4] (0:11.34)	2:02.42 [2] (0:12.35)	1:50.07 [2] (0:13.02)	1:37.05 [2] (0:12.62)	1:24.43 [2] (0:12.59)	1:11.84 [2] (0:12.62)	0:35.22	-3
7	5 SPIRIT RIDGE Ryan Maloney	4	64.5 600m	0:11.35 600m	2:27.79 [7] (0:13.85)	2:13.94 [2] (0:11.48)	2:02.46 [3] (0:12.50)	1:49.96 [3] (0:13.01)	1:36.95 [3] (0:12.60)	1:24.35 [3] (0:12.58)	1:11.77 [3] (0:12.63)	0:35.11	-7
8	3 TAPILDOODLEDO Nikita Beriman	3	64.5 2200m	0:11.30 600m	2:28.11 [8] (0:14.14)	2:13.97 [6] (0:11.55)	2:02.42 [6] (0:12.44)	1:49.98 [5] (0:13.00)	1:36.98 [5] (0:12.61)	1:24.37 [5] (0:12.55)	1:11.82 [5] (0:12.64)	0:35.18	-9
9	12 ENCODER Damien Thornton	9	66.9 600m	0:11.19 600m	2:28.42 [9] (0:14.28)	2:14.14 [7] (0:11.69)	2:02.45 [7] (0:12.57)	1:49.88 [8] (0:13.10)	1:36.78 [8] (0:12.58)	1:24.20 [8] (0:12.51)	1:11.69 [8] (0:12.63)	0:35.29	+0
10	8 LONDON BANKER Ron Stewart	6	64.0 600m	0:11.39 600m	2:29.11 [10] (0:14.48)	2:14.63 [9] (0:11.81)	2:02.82 [9] (0:12.51)	1:50.31 [10] (0:13.09)	1:37.22 [10] (0:12.57)	1:24.65 [10] (0:12.54)	1:12.11 [10] (0:12.60)	0:35.70	-3

Scratched: Cleveland (#2), Naval College (#6)

Report Created: Sat 29 June 2024 15:09 GMT+10 (Note: Timing is based on position data)

Page 1/12

[] Ranking at each section and finish
 -:-:- No data available at this section
 NA No data available

SCN Saddle cloth number
 DNF Did not finish
 DNT Did not track

data processed by TRIPLES DATA



Eagle Farm QLD Professional

Race 6: MOTORAMA TATTERSALL'S CUP - 2400m

29 June 2024 - 14:48



BRISBANE
RACING CLUB

Track Rating: Good 4, Weather: Fine, Rail Position: +6m 1600m-1000m; +7m Remainder

Section				1000m	800m	600m	400m	200m	Last 600m			
Field Times				0:58.76 (0:12.33)	0:46.43 (0:11.67)	0:34.76 (0:11.31)	0:23.45 (0:11.53)	0:11.92 (0:11.92)	0:34.76			
Rank	TAB Horse/Jockey	Barrier	Top Speed [km/h]	Fastest Section						Margin	Distance Travelled [m]	
1	1 VOW AND DECLARE Billy Egan	8	64.9 400m	0:11.32 600m	0:58.40 [4] (0:12.23)	0:46.17 [4] (0:11.67)	0:34.50 [4] (0:11.32)	0:23.18 [3] (0:11.35)	0:11.83 [3] (0:11.83)	2:27.21	0:34.50	
2	9 YOUNG WERTHER Blake Shinn	5	67.7 2200m	0:11.23 400m	0:58.19 [6] (0:12.24)	0:45.95 [6] (0:11.58)	0:34.37 [5] (0:11.29)	0:23.08 [5] (0:11.23)	0:11.85 [4] (0:11.85)	0.23L	0:34.37	-1
3	7 KNIGHT'S CHOICE Robbie Dolan	2	66.3 Overall	0:11.15 600m	0:58.09 [7] (0:12.21)	0:45.88 [7] (0:11.66)	0:34.22 [8] (0:11.15)	0:23.07 [7] (0:11.33)	0:11.74 [6] (0:11.74)	1.01L	0:34.22	-7
4	4 SERPENTINE Tim Clark	12	66.5 Overall	0:11.21 2200m	0:59.17 [1] (0:12.33)	0:46.84 [1] (0:11.67)	0:35.17 [1] (0:11.31)	0:23.86 [1] (0:11.53)	0:12.33 [1] (0:12.33)	2.41L	0:35.17	-10
5	10 EL BODEGON Tyler Schiller	1	65.6 400m	0:11.22 600m	0:58.23 [9] (0:12.30)	0:45.93 [9] (0:11.53)	0:34.40 [9] (0:11.22)	0:23.18 [9] (0:11.29)	0:11.89 [9] (0:11.89)	2.6L	0:34.40	-8
6	11 ALMAIRAC Vlad Duric	11	65.7 2200m	0:11.27 600m	0:59.22 [2] (0:12.32)	0:46.90 [2] (0:11.68)	0:35.22 [2] (0:11.27)	0:23.95 [2] (0:11.51)	0:12.44 [2] (0:12.44)	3.08L	0:35.22	-3
7	5 SPIRIT RIDGE Ryan Maloney	4	64.5 600m	0:11.35 600m	0:59.14 [3] (0:12.31)	0:46.83 [3] (0:11.72)	0:35.11 [3] (0:11.35)	0:23.76 [4] (0:11.49)	0:12.27 [5] (0:12.27)	3.38L	0:35.11	-7
8	3 TAPILDOODLEDO Nikita Beriman	3	64.5 2200m	0:11.30 600m	0:59.18 [5] (0:12.25)	0:46.93 [5] (0:11.75)	0:35.18 [6] (0:11.30)	0:23.88 [6] (0:11.50)	0:12.38 [8] (0:12.38)	5.3L	0:35.18	-9
9	12 ENCODER Damien Thornton	9	66.9 600m	0:11.19 600m	0:59.06 [8] (0:12.21)	0:46.85 [8] (0:11.56)	0:35.29 [7] (0:11.19)	0:24.10 [8] (0:11.38)	0:12.72 [7] (0:12.72)	7.12L	0:35.29	+0
10	8 LONDON BANKER Ron Stewart	6	64.0 600m	0:11.39 600m	0:59.51 [10] (0:12.26)	0:47.25 [10] (0:11.55)	0:35.70 [10] (0:11.39)	0:24.31 [10] (0:11.57)	0:12.74 [10] (0:12.74)	11.14L	0:35.70	-3

Scratched: Cleveland (#2), Naval College (#6)

Report Created: Sat 29 June 2024 15:09 GMT+10 (Note: Timing is based on position data)

Page 2/12

[] Ranking at each section and finish
 -:-:- No data available at this section
 NA No data available

SCN Saddle cloth number
 DNF Did not finish
 DNT Did not track

data processed by TRIPLES DATA



Horse/Jockey Name	Vow And Declare
Final Rank	1
Fastest Section Time (Section)	0:11.32 (600m)
Top Speed [km/h] (Section)	64.9 (400m)
Race State	Finished



Eagle Farm QLD Professional

Race 6: MOTORAMA TATTERSALL'S CUP - 2400m

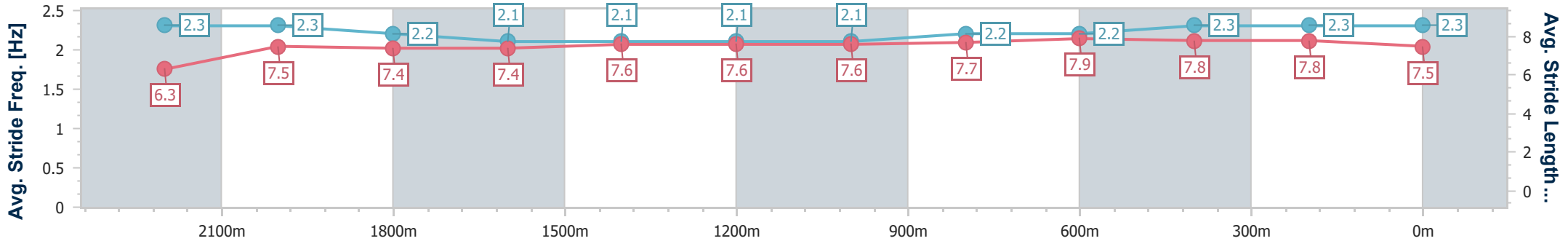
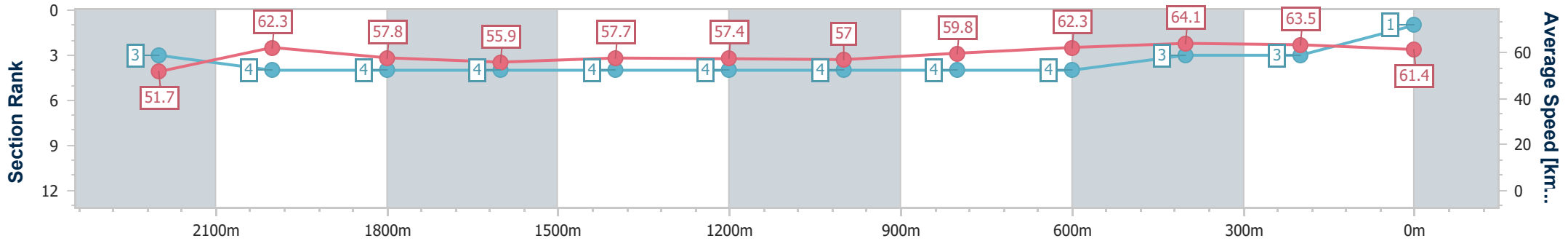
29 June 2024 - 14:48

Track Rating: Good 4, Weather: Fine, Rail Position: +6m 1600m-1000m; +7m Remainder



BRISBANE RACING CLUB

Section	Overall	2200m	2000m	1800m	1600m	1400m	1200m	1000m	800m	600m	400m	200m
Section Times	2:27.21 [1] (0:13.96)	2:13.25 [3] (0:11.58)	2:01.67 [4] (0:12.47)	1:49.20 [4] (0:13.01)	1:36.19 [4] (0:12.56)	1:23.63 [4] (0:12.61)	1:11.02 [4] (0:12.62)	0:58.40 [4] (0:12.23)	0:46.17 [4] (0:11.67)	0:34.50 [4] (0:11.32)	0:23.18 [3] (0:11.35)	0:11.83 [3] (0:11.83)
Average Speed [km/h]	51.7	62.3	57.8	55.9	57.7	57.4	57.0	59.8	62.3	64.1	63.5	61.4
Top Speed [km/h]	64.7	64.8	59.7	56.4	59.0	58.5	57.8	62.7	64.1	64.9	64.9	62.5
Avg. Dist. to Rail [m]	3.9	1.1	1.0	2.0	2.8	2.5	2.9	2.7	2.2	2.2	6.4	6.6
Avg. Stride Freq. [Hz]	2.3	2.3	2.2	2.1	2.1	2.1	2.1	2.2	2.2	2.3	2.3	2.3
Avg. Stride Length [m]	6.3	7.5	7.4	7.4	7.6	7.6	7.6	7.7	7.9	7.8	7.8	7.5



- [] Ranking at each section and finish
- .-.- No data available at this section
- NA No data available



Horse/Jockey Name	Young Werther
Final Rank	2
Fastest Section Time (Section)	0:11.23 (400m)
Top Speed [km/h] (Section)	67.7 (2200m)
Race State	Finished



Eagle Farm QLD Professional

Race 6: MOTORAMA TATTERSALL'S CUP - 2400m

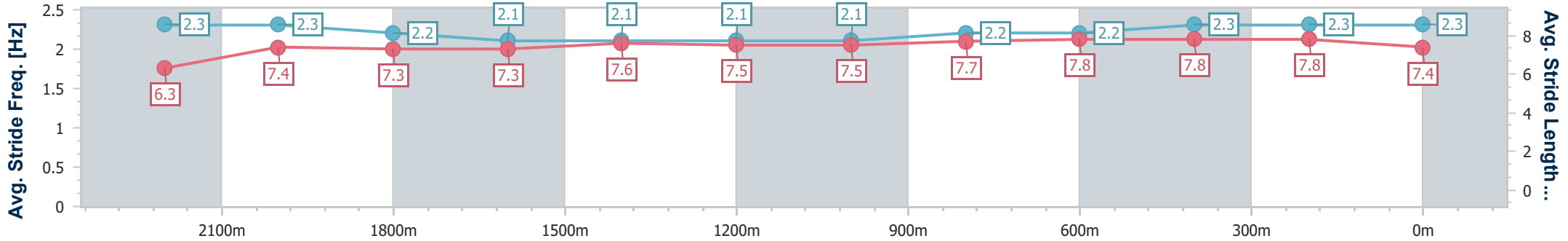
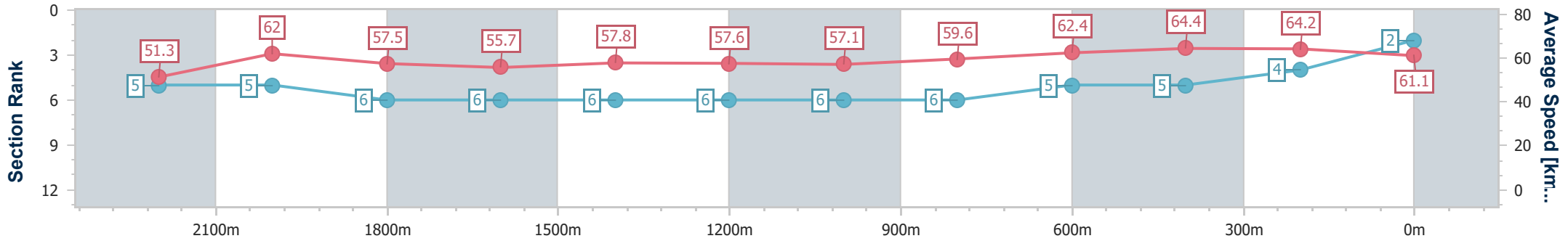
29 June 2024 - 14:48

Track Rating: Good 4, Weather: Fine, Rail Position: +6m 1600m-1000m; +7m Remainder



BRISBANE RACING CLUB

Section	Overall	2200m	2000m	1800m	1600m	1400m	1200m	1000m	800m	600m	400m	200m
Section Times	2:27.25 [2] (0:14.06)	2:13.19 [5] (0:11.62)	2:01.57 [5] (0:12.60)	1:48.97 [6] (0:13.05)	1:35.92 [6] (0:12.58)	1:23.34 [6] (0:12.51)	1:10.83 [6] (0:12.64)	0:58.19 [6] (0:12.24)	0:45.95 [6] (0:11.58)	0:34.37 [5] (0:11.29)	0:23.08 [5] (0:11.23)	0:11.85 [4] (0:11.85)
Average Speed [km/h]	51.3	62.0	57.5	55.7	57.8	57.6	57.1	59.6	62.4	64.4	64.2	61.1
Top Speed [km/h]	67.5	67.7	58.4	56.9	58.8	58.8	57.9	62.4	63.8	64.7	65.4	62.3
Avg. Dist. to Rail [m]	2.0	0.9	1.2	1.8	2.7	2.5	2.7	2.6	1.3	1.9	6.1	7.1
Avg. Stride Freq. [Hz]	2.3	2.3	2.2	2.1	2.1	2.1	2.1	2.2	2.2	2.3	2.3	2.3
Avg. Stride Length [m]	6.3	7.4	7.3	7.3	7.6	7.5	7.5	7.7	7.8	7.8	7.8	7.4



- [] Ranking at each section and finish
- .-.- No data available at this section
- NA No data available



Horse/Jockey Name	Knight's Choice
Final Rank	3
Fastest Section Time (Section)	0:11.15 (600m)
Top Speed [km/h] (Section)	66.3 (Overall)
Race State	Finished



Eagle Farm QLD Professional

Race 6: MOTORAMA TATTERSALL'S CUP - 2400m

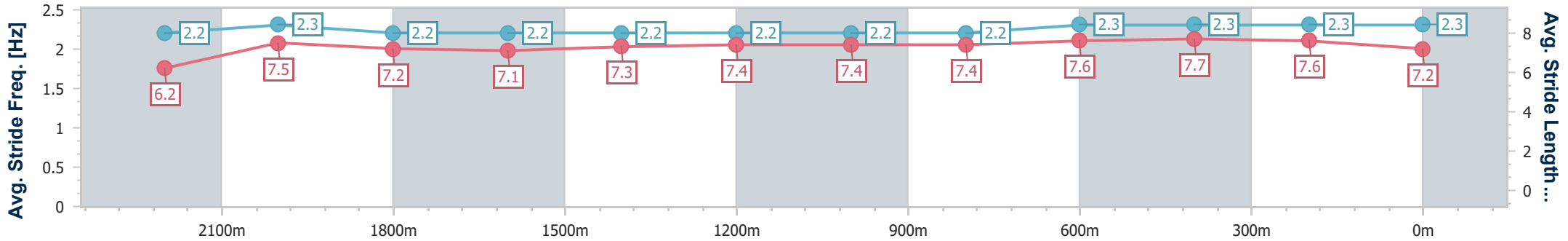
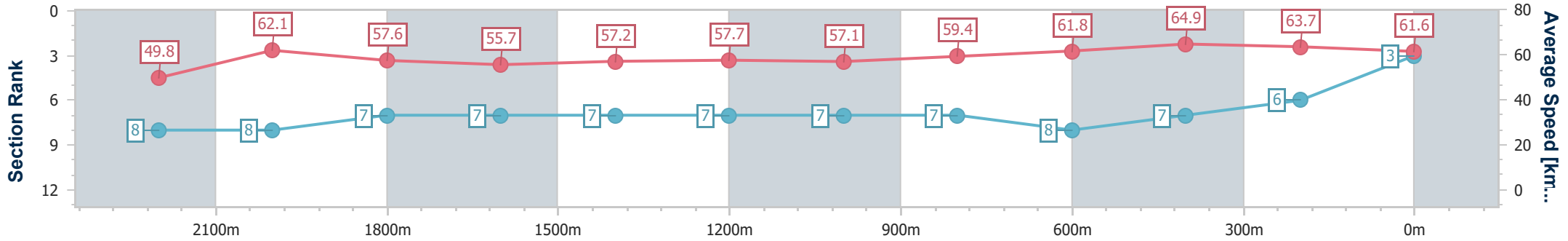
29 June 2024 - 14:48

Track Rating: Good 4, Weather: Fine, Rail Position: +6m 1600m-1000m; +7m Remainder



BRISBANE RACING CLUB

Section	Overall	2200m	2000m	1800m	1600m	1400m	1200m	1000m	800m	600m	400m	200m
Section Times	2:27.38 [3] (0:14.40)	2:12.98 [8] (0:11.65)	2:01.33 [8] (0:12.45)	1:48.88 [7] (0:13.02)	1:35.86 [7] (0:12.63)	1:23.23 [7] (0:12.47)	1:10.76 [7] (0:12.67)	0:58.09 [7] (0:12.21)	0:45.88 [7] (0:11.66)	0:34.22 [8] (0:11.15)	0:23.07 [7] (0:11.33)	0:11.74 [6] (0:11.74)
Average Speed [km/h]	49.8	62.1	57.6	55.7	57.2	57.7	57.1	59.4	61.8	64.9	63.7	61.6
Top Speed [km/h]	66.3	64.1	59.5	57.4	58.1	58.7	57.6	62.7	63.6	66.2	65.8	63.6
Avg. Dist. to Rail [m]	0.7	0.2	0.5	1.1	1.8	1.6	1.9	1.6	0.6	1.2	5.8	8.6
Avg. Stride Freq. [Hz]	2.2	2.3	2.2	2.2	2.2	2.2	2.2	2.2	2.3	2.3	2.3	2.3
Avg. Stride Length [m]	6.2	7.5	7.2	7.1	7.3	7.4	7.4	7.4	7.6	7.7	7.6	7.2



- [] Ranking at each section and finish
- .-.- No data available at this section
- NA No data available



Horse/Jockey Name	Serpentine
Final Rank	4
Fastest Section Time (Section)	0:11.21 (2200m)
Top Speed [km/h] (Section)	66.5 (Overall)
Race State	Finished



Eagle Farm QLD Professional

Race 6: MOTORAMA TATTERSALL'S CUP - 2400m

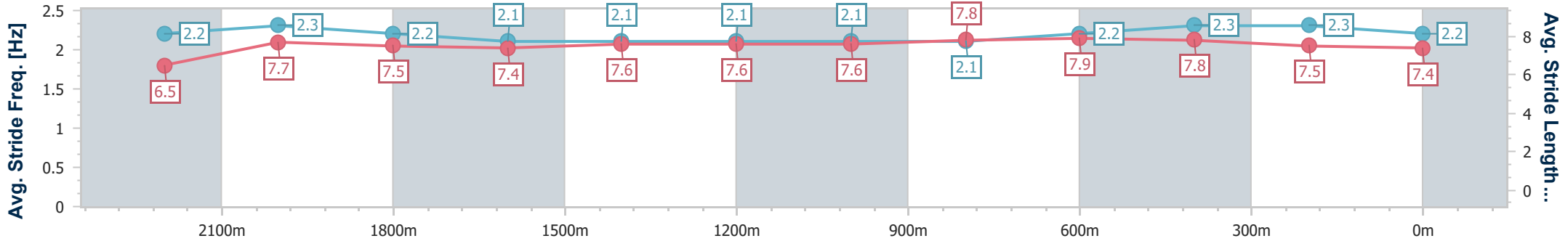
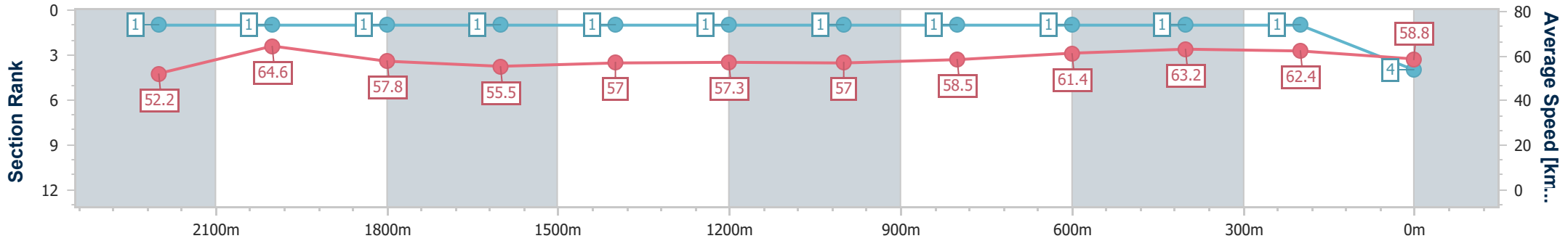
29 June 2024 - 14:48

Track Rating: Good 4, Weather: Fine, Rail Position: +6m 1600m-1000m; +7m Remainder



BRISBANE RACING CLUB

Section	Overall	2200m	2000m	1800m	1600m	1400m	1200m	1000m	800m	600m	400m	200m
Section Times	2:27.62 [4] (0:13.76)	2:13.86 [1] (0:11.21)	2:02.65 [1] (0:12.48)	1:50.17 [1] (0:13.04)	1:37.13 [1] (0:12.73)	1:24.40 [1] (0:12.57)	1:11.83 [1] (0:12.66)	0:59.17 [1] (0:12.33)	0:46.84 [1] (0:11.67)	0:35.17 [1] (0:11.31)	0:23.86 [1] (0:11.53)	0:12.33 [1] (0:12.33)
Average Speed [km/h]	52.2	64.6	57.8	55.5	57.0	57.3	57.0	58.5	61.4	63.2	62.4	58.8
Top Speed [km/h]	66.5	65.3	62.0	56.1	57.5	58.4	57.2	60.5	61.9	64.9	64.5	60.4
Avg. Dist. to Rail [m]	8.7	5.1	0.6	1.1	2.3	2.3	2.0	0.8	1.5	1.4	4.1	5.2
Avg. Stride Freq. [Hz]	2.2	2.3	2.2	2.1	2.1	2.1	2.1	2.1	2.2	2.3	2.3	2.2
Avg. Stride Length [m]	6.5	7.7	7.5	7.4	7.6	7.6	7.6	7.8	7.9	7.8	7.5	7.4



- [] Ranking at each section and finish
- .-.- No data available at this section
- NA No data available



Horse/Jockey Name	El Bodegon
Final Rank	5
Fastest Section Time (Section)	0:11.22 (600m)
Top Speed [km/h] (Section)	65.6 (400m)
Race State	Finished



Eagle Farm QLD Professional

Race 6: MOTORAMA TATTERSALL'S CUP - 2400m

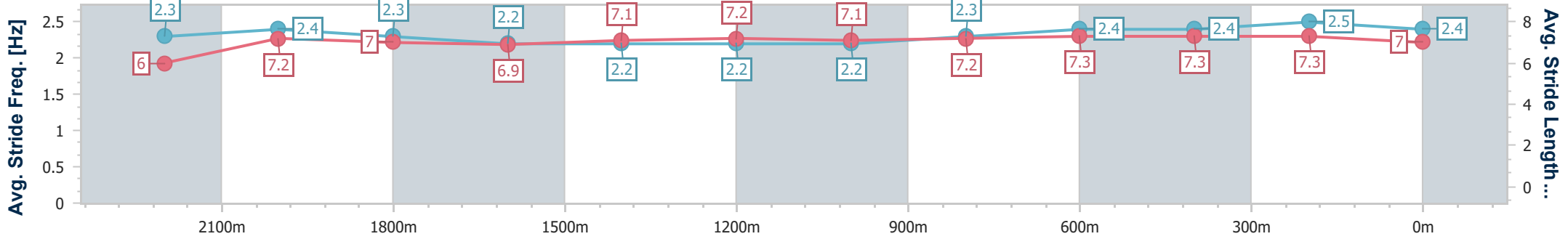
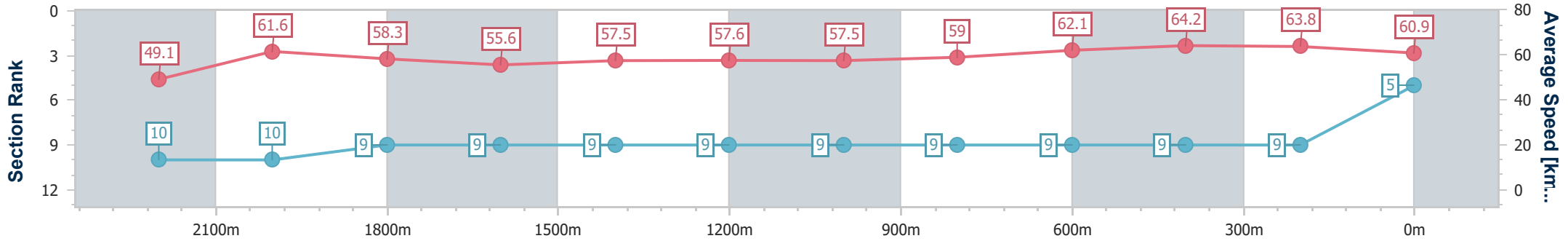
29 June 2024 - 14:48

Track Rating: Good 4, Weather: Fine, Rail Position: +6m 1600m-1000m; +7m Remainder



BRISBANE RACING CLUB

Section	Overall	2200m	2000m	1800m	1600m	1400m	1200m	1000m	800m	600m	400m	200m
Section Times	2:27.65 [5] (0:14.60)	2:13.05 [10] (0:11.75)	2:01.30 [10] (0:12.37)	1:48.93 [9] (0:13.02)	1:35.91 [9] (0:12.59)	1:23.32 [9] (0:12.53)	1:10.79 [9] (0:12.56)	0:58.23 [9] (0:12.30)	0:45.93 [9] (0:11.53)	0:34.40 [9] (0:11.22)	0:23.18 [9] (0:11.29)	0:11.89 [9] (0:11.89)
Average Speed [km/h]	49.1	61.6	58.3	55.6	57.5	57.6	57.5	59.0	62.1	64.2	63.8	60.9
Top Speed [km/h]	65.5	65.5	60.0	57.9	58.5	58.6	58.2	62.7	63.3	65.3	65.6	62.2
Avg. Dist. to Rail [m]	1.3	0.3	0.5	1.1	1.9	1.8	2.1	1.5	0.4	0.7	3.7	7.7
Avg. Stride Freq. [Hz]	2.3	2.4	2.3	2.2	2.2	2.2	2.2	2.3	2.4	2.4	2.5	2.4
Avg. Stride Length [m]	6.0	7.2	7.0	6.9	7.1	7.2	7.1	7.2	7.3	7.3	7.3	7.0



- [] Ranking at each section and finish
- .-.- No data available at this section
- NA No data available



Horse/Jockey Name	Almairac
Final Rank	6
Fastest Section Time (Section)	0:11.27 (600m)
Top Speed [km/h] (Section)	65.7 (2200m)
Race State	Finished



Eagle Farm QLD Professional

Race 6: MOTORAMA TATTERSALL'S CUP - 2400m

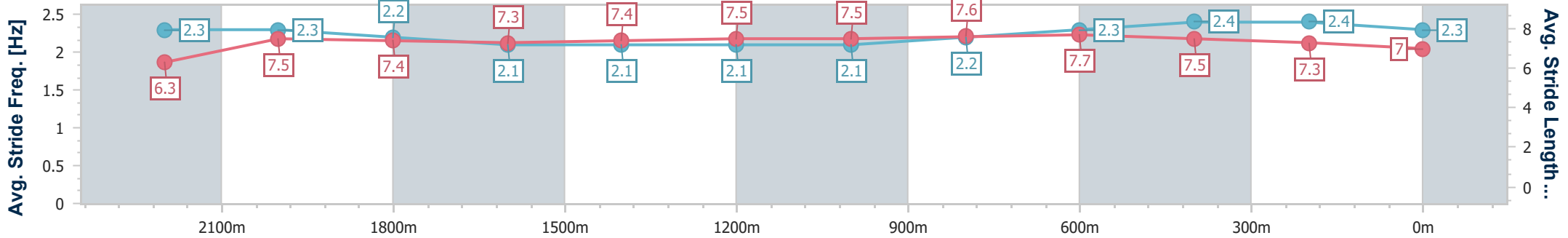
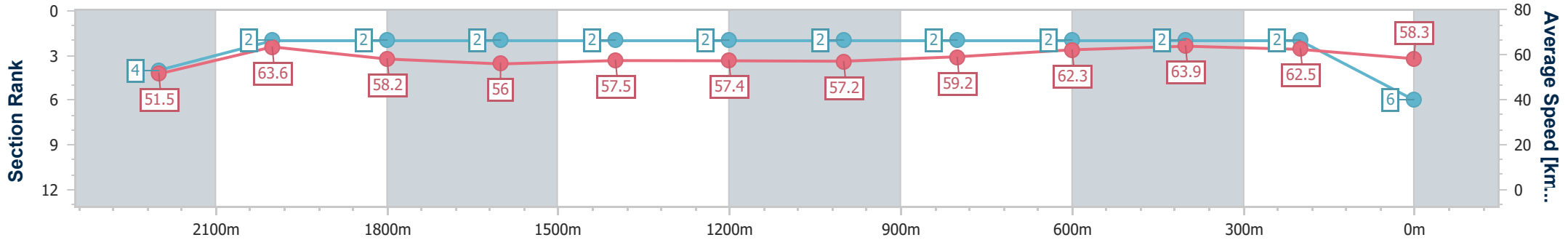
29 June 2024 - 14:48

Track Rating: Good 4, Weather: Fine, Rail Position: +6m 1600m-1000m; +7m Remainder



BRISBANE RACING CLUB

Section	Overall	2200m	2000m	1800m	1600m	1400m	1200m	1000m	800m	600m	400m	200m
Section Times	2:27.74 [6] (0:13.98)	2:13.76 [4] (0:11.34)	2:02.42 [2] (0:12.35)	1:50.07 [2] (0:13.02)	1:37.05 [2] (0:12.62)	1:24.43 [2] (0:12.59)	1:11.84 [2] (0:12.62)	0:59.22 [2] (0:12.32)	0:46.90 [2] (0:11.68)	0:35.22 [2] (0:11.27)	0:23.95 [2] (0:11.51)	0:12.44 [2] (0:12.44)
Average Speed [km/h]	51.5	63.6	58.2	56.0	57.5	57.4	57.2	59.2	62.3	63.9	62.5	58.3
Top Speed [km/h]	65.2	65.7	60.4	56.9	58.0	57.9	57.5	61.6	63.4	64.7	63.6	60.7
Avg. Dist. to Rail [m]	6.2	2.2	0.7	2.0	2.8	2.6	3.1	2.7	1.6	0.9	3.7	4.4
Avg. Stride Freq. [Hz]	2.3	2.3	2.2	2.1	2.1	2.1	2.1	2.2	2.3	2.4	2.4	2.3
Avg. Stride Length [m]	6.3	7.5	7.4	7.3	7.4	7.5	7.5	7.6	7.7	7.5	7.3	7.0



- [] Ranking at each section and finish
- .-.- No data available at this section
- NA No data available



Horse/Jockey Name	Spirit Ridge
Final Rank	7
Fastest Section Time (Section)	0:11.35 (600m)
Top Speed [km/h] (Section)	64.5 (600m)
Race State	Finished



Eagle Farm QLD Professional

Race 6: MOTORAMA TATTERSALL'S CUP - 2400m

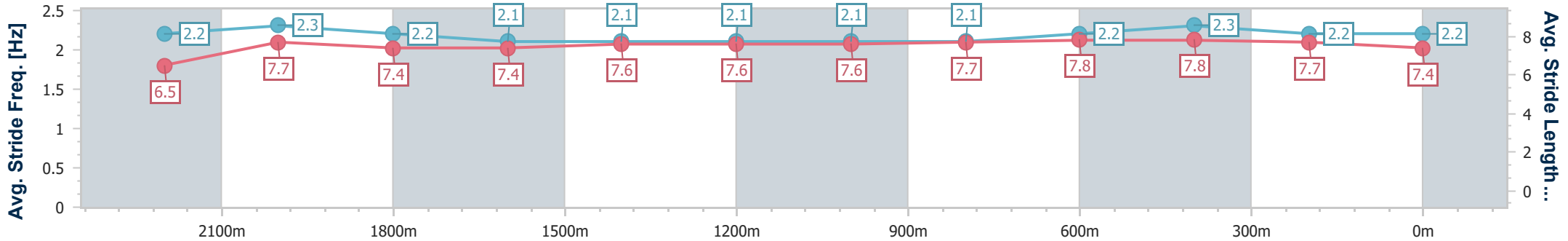
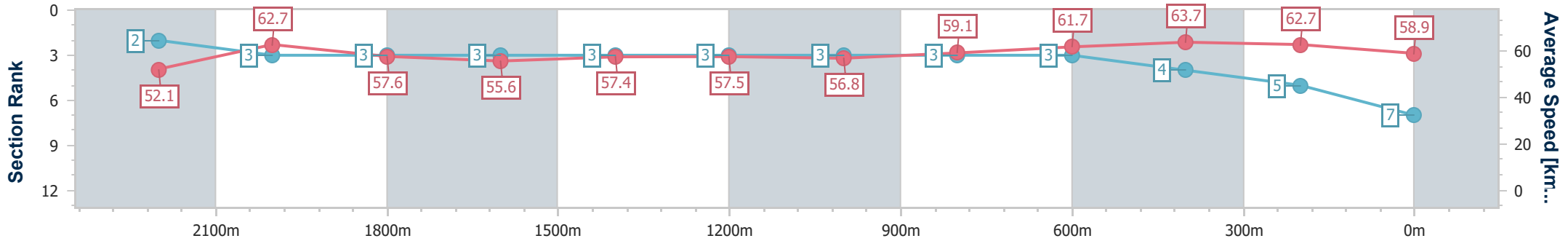
29 June 2024 - 14:48

Track Rating: Good 4, Weather: Fine, Rail Position: +6m 1600m-1000m; +7m Remainder



BRISBANE RACING CLUB

Section	Overall	2200m	2000m	1800m	1600m	1400m	1200m	1000m	800m	600m	400m	200m
Section Times	2:27.79 [7] (0:13.85)	2:13.94 [2] (0:11.48)	2:02.46 [3] (0:12.50)	1:49.96 [3] (0:13.01)	1:36.95 [3] (0:12.60)	1:24.35 [3] (0:12.58)	1:11.77 [3] (0:12.63)	0:59.14 [3] (0:12.31)	0:46.83 [3] (0:11.72)	0:35.11 [3] (0:11.35)	0:23.76 [4] (0:11.49)	0:12.27 [5] (0:12.27)
Average Speed [km/h]	52.1	62.7	57.6	55.6	57.4	57.5	56.8	59.1	61.7	63.7	62.7	58.9
Top Speed [km/h]	64.3	64.4	60.2	56.2	58.5	58.5	57.5	61.7	62.5	64.5	64.2	60.6
Avg. Dist. to Rail [m]	1.3	0.4	0.6	1.1	1.9	1.7	2.1	1.8	0.8	0.9	4.0	6.1
Avg. Stride Freq. [Hz]	2.2	2.3	2.2	2.1	2.1	2.1	2.1	2.1	2.2	2.3	2.2	2.2
Avg. Stride Length [m]	6.5	7.7	7.4	7.4	7.6	7.6	7.6	7.7	7.8	7.8	7.7	7.4



- [] Ranking at each section and finish
- .-.- No data available at this section
- NA No data available



Horse/Jockey Name	Tapildoodleo
Final Rank	8
Fastest Section Time (Section)	0:11.30 (600m)
Top Speed [km/h] (Section)	64.5 (2200m)
Race State	Finished



Eagle Farm QLD Professional

Race 6: MOTORAMA TATTERSALL'S CUP - 2400m

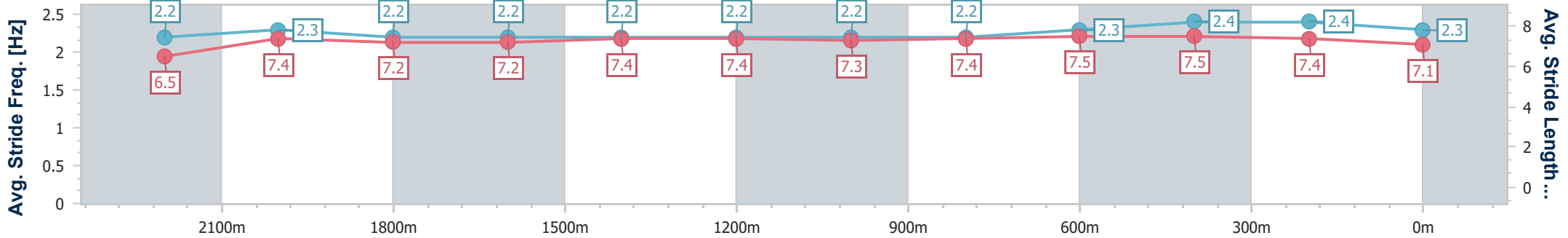
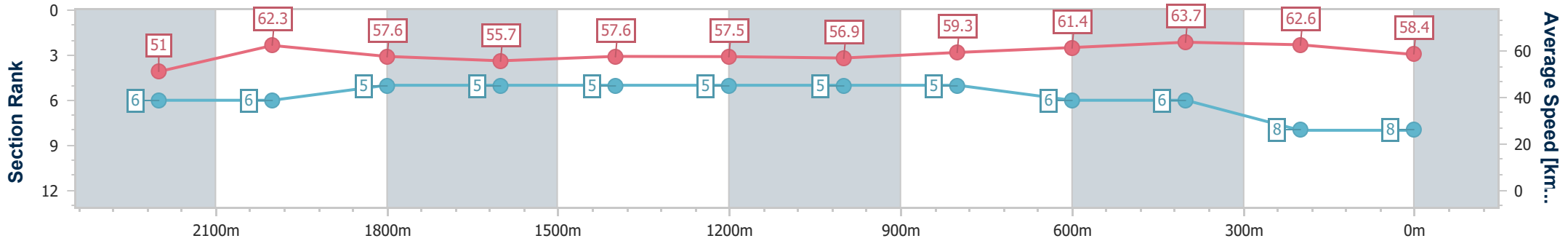
29 June 2024 - 14:48

Track Rating: Good 4, Weather: Fine, Rail Position: +6m 1600m-1000m; +7m Remainder



BRISBANE RACING CLUB

Section	Overall	2200m	2000m	1800m	1600m	1400m	1200m	1000m	800m	600m	400m	200m
Section Times	2:28.11 [8] (0:14.14)	2:13.97 [6] (0:11.55)	2:02.42 [6] (0:12.44)	1:49.98 [5] (0:13.00)	1:36.98 [5] (0:12.61)	1:24.37 [5] (0:12.55)	1:11.82 [5] (0:12.64)	0:59.18 [5] (0:12.25)	0:46.93 [5] (0:11.75)	0:35.18 [6] (0:11.30)	0:23.88 [6] (0:11.50)	0:12.38 [8] (0:12.38)
Average Speed [km/h]	51.0	62.3	57.6	55.7	57.6	57.5	56.9	59.3	61.4	63.7	62.6	58.4
Top Speed [km/h]	63.7	64.5	58.6	56.8	58.2	58.5	57.6	61.7	62.9	64.1	64.1	60.7
Avg. Dist. to Rail [m]	1.5	0.2	0.6	1.0	1.8	1.6	1.9	1.6	0.6	0.3	2.5	4.6
Avg. Stride Freq. [Hz]	2.2	2.3	2.2	2.2	2.2	2.2	2.2	2.2	2.3	2.4	2.4	2.3
Avg. Stride Length [m]	6.5	7.4	7.2	7.2	7.4	7.4	7.3	7.4	7.5	7.5	7.4	7.1



- [] Ranking at each section and finish
- .-.- No data available at this section
- NA No data available



Horse/Jockey Name	Encoder
Final Rank	9
Fastest Section Time (Section)	0:11.19 (600m)
Top Speed [km/h] (Section)	66.9 (600m)
Race State	Finished



Eagle Farm QLD Professional

Race 6: MOTORAMA TATTERSALL'S CUP - 2400m

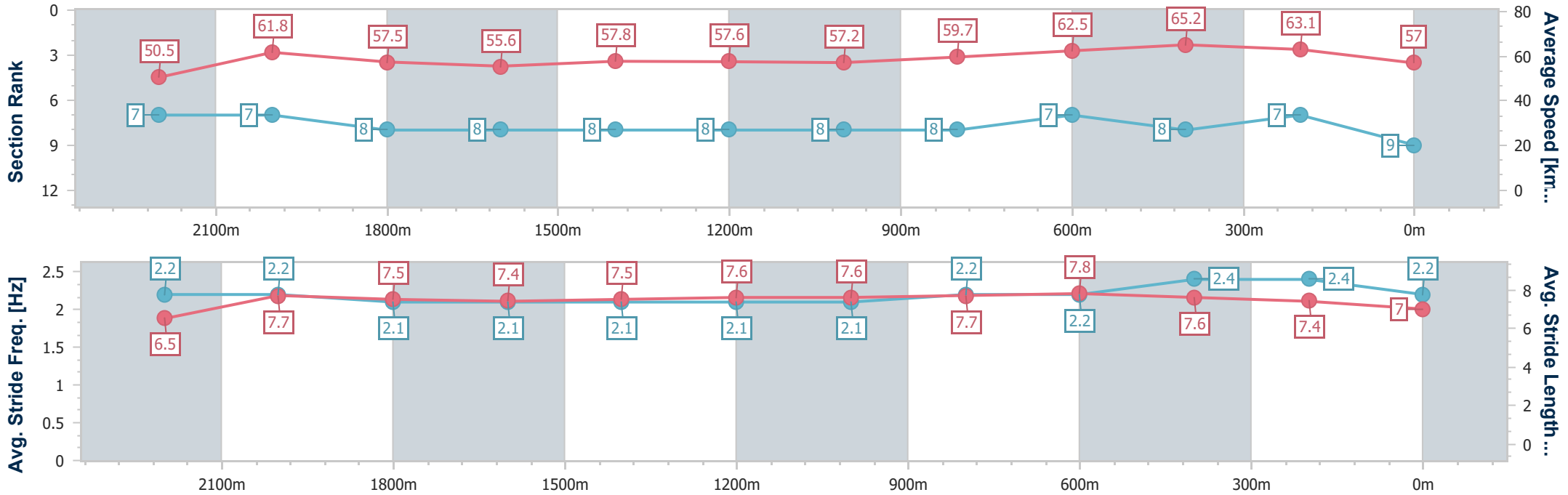
29 June 2024 - 14:48

Track Rating: Good 4, Weather: Fine, Rail Position: +6m 1600m-1000m; +7m Remainder



BRISBANE RACING CLUB

Section	Overall	2200m	2000m	1800m	1600m	1400m	1200m	1000m	800m	600m	400m	200m
Section Times	2:28.42 [9] (0:14.28)	2:14.14 [7] (0:11.69)	2:02.45 [7] (0:12.57)	1:49.88 [8] (0:13.10)	1:36.78 [8] (0:12.58)	1:24.20 [8] (0:12.51)	1:11.69 [8] (0:12.63)	0:59.06 [8] (0:12.21)	0:46.85 [8] (0:11.56)	0:35.29 [7] (0:11.19)	0:24.10 [8] (0:11.38)	0:12.72 [7] (0:12.72)
Average Speed [km/h]	50.5	61.8	57.5	55.6	57.8	57.6	57.2	59.7	62.5	65.2	63.1	57.0
Top Speed [km/h]	65.1	65.0	58.5	56.3	58.8	58.7	57.8	62.9	64.0	66.9	66.1	60.8
Avg. Dist. to Rail [m]	4.7	0.8	1.0	2.1	2.9	2.6	2.9	2.6	1.0	2.5	7.7	9.4
Avg. Stride Freq. [Hz]	2.2	2.2	2.1	2.1	2.1	2.1	2.1	2.2	2.2	2.4	2.4	2.2
Avg. Stride Length [m]	6.5	7.7	7.5	7.4	7.5	7.6	7.6	7.7	7.8	7.6	7.4	7.0



- [] Ranking at each section and finish
- .-.- No data available at this section
- NA No data available



Horse/Jockey Name	London Banker
Final Rank	10
Fastest Section Time (Section)	0:11.39 (600m)
Top Speed [km/h] (Section)	64.0 (600m)
Race State	Finished



Eagle Farm QLD Professional

Race 6: MOTORAMA TATTERSALL'S CUP - 2400m

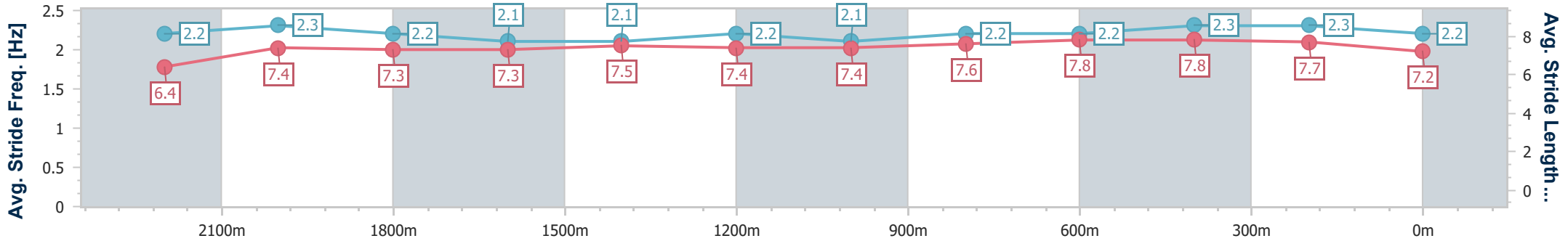
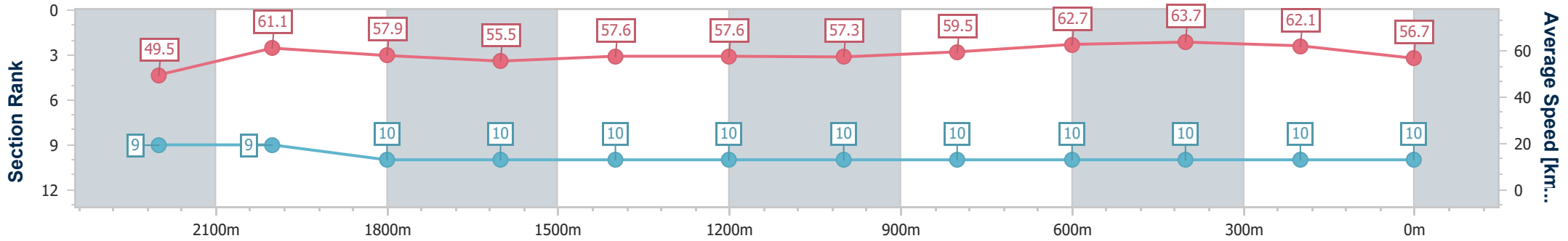
29 June 2024 - 14:48

Track Rating: Good 4, Weather: Fine, Rail Position: +6m 1600m-1000m; +7m Remainder



BRISBANE RACING CLUB

Section	Overall	2200m	2000m	1800m	1600m	1400m	1200m	1000m	800m	600m	400m	200m
Section Times	2:29.11 [10] (0:14.48)	2:14.63 [9] (0:11.81)	2:02.82 [9] (0:12.51)	1:50.31 [10] (0:13.09)	1:37.22 [10] (0:12.57)	1:24.65 [10] (0:12.54)	1:12.11 [10] (0:12.60)	0:59.51 [10] (0:12.26)	0:47.25 [10] (0:11.55)	0:35.70 [10] (0:11.39)	0:24.31 [10] (0:11.57)	0:12.74 [10] (0:12.74)
Average Speed [km/h]	49.5	61.1	57.9	55.5	57.6	57.6	57.3	59.5	62.7	63.7	62.1	56.7
Top Speed [km/h]	63.3	63.2	61.3	57.9	58.9	58.6	57.9	63.0	63.3	64.0	63.7	60.6
Avg. Dist. to Rail [m]	3.3	0.3	0.9	2.0	2.7	2.5	2.8	2.7	1.5	1.7	6.2	4.2
Avg. Stride Freq. [Hz]	2.2	2.3	2.2	2.1	2.1	2.2	2.1	2.2	2.2	2.3	2.3	2.2
Avg. Stride Length [m]	6.4	7.4	7.3	7.3	7.5	7.4	7.4	7.6	7.8	7.8	7.7	7.2



- [] Ranking at each section and finish
- .-.- No data available at this section
- NA No data available



Eagle Farm QLD Professional

Race 7: TATTERSALL'S MILE - 1600m

29 June 2024 - 15:25



BRISBANE
RACING CLUB

Track Rating: Good 4, Weather: Fine, Rail Position: +6m 1600m-1000m; +7m Remainder

Section		Overall	1400m	1200m	1000m	800m	600m	400m	Last 600m				
Field Times		1:33.97 (0:13.26)	1:20.71 (0:10.82)	1:09.89 (0:11.34)	0:58.55 (0:11.62)	0:46.93 (0:11.52)	0:35.41 (0:11.38)	0:24.03 (0:11.62)	0:35.41				
Rank	TAB Horse/Jockey	Barrier	Top Speed [km/h]	Fastest Section									Distance Travelled [m]
1	14 COTTEE Angela Jones	8	68.6 1400m	0:10.86 1400m	1:33.97 [1] (0:13.42)	1:20.55 [3] (0:10.86)	1:09.69 [4] (0:11.47)	0:58.22 [5] (0:11.75)	0:46.47 [5] (0:11.63)	0:34.84 [6] (0:11.33)	0:23.51 [5] (0:11.39)	0:34.84	
2	5 IKNOWASTAR Tim Clark	11	69.0 1400m	0:10.69 1400m	1:34.09 [2] (0:13.43)	1:20.66 [4] (0:10.69)	1:09.97 [2] (0:11.30)	0:58.67 [1] (0:11.62)	0:47.05 [1] (0:11.52)	0:35.53 [1] (0:11.38)	0:24.15 [1] (0:11.62)	0:35.53	-2
3	7 MARACANA Damien Thornton	14	67.1 1400m	0:10.84 1400m	1:34.27 [3] (0:13.81)	1:20.46 [9] (0:10.84)	1:09.62 [8] (0:11.24)	0:58.38 [7] (0:11.62)	0:46.76 [6] (0:11.54)	0:35.22 [5] (0:11.54)	0:23.68 [7] (0:11.35)	0:35.22	+0
4	1 CEPHEUS Blake Shinn	5	66.7 1400m	0:10.96 1400m	1:34.28 [4] (0:13.51)	1:20.77 [5] (0:10.96)	1:09.81 [6] (0:11.39)	0:58.42 [6] (0:11.70)	0:46.72 [7] (0:11.60)	0:35.12 [7] (0:11.32)	0:23.80 [6] (0:11.47)	0:35.12	-5
5	4 CHARTERHOUSE Dylan Gibbons	3	67.3 Overall	0:11.00 1400m	1:34.40 [5] (0:13.70)	1:20.70 [8] (0:11.00)	1:09.70 [9] (0:11.50)	0:58.20 [9] (0:11.76)	0:46.44 [9] (0:11.51)	0:34.93 [9] (0:11.26)	0:23.67 [9] (0:11.42)	0:34.93	-3
6	9 WAPITI Sean Cormack	2	67.8 1400m	0:10.90 1400m	1:34.54 [6] (0:13.66)	1:20.88 [7] (0:10.90)	1:09.98 [7] (0:11.40)	0:58.58 [8] (0:11.65)	0:46.93 [8] (0:11.59)	0:35.34 [8] (0:11.40)	0:23.94 [8] (0:11.53)	0:35.34	-9
7	10 EAGLEMONT Tom Sherry	7	67.6 600m	0:11.02 1400m	1:34.73 [7] (0:14.35)	1:20.38 [12] (0:11.02)	1:09.36 [12] (0:11.47)	0:57.89 [12] (0:11.80)	0:46.09 [12] (0:11.49)	0:34.60 [12] (0:11.05)	0:23.55 [11] (0:11.20)	0:34.60	-6
8	3 JIMI HENDRIX Ryan Maloney	10	66.8 1400m	0:10.99 1400m	1:34.77 [8] (0:13.99)	1:20.78 [11] (0:10.99)	1:09.79 [11] (0:11.52)	0:58.27 [11] (0:11.80)	0:46.47 [11] (0:11.53)	0:34.94 [11] (0:11.38)	0:23.56 [12] (0:11.35)	0:34.94	-4
9	2 NEW MANDATE James Orman	4	67.7 1400m	0:10.89 1400m	1:34.77 [9] (0:13.99)	1:20.78 [10] (0:10.89)	1:09.89 [10] (0:11.42)	0:58.47 [10] (0:11.74)	0:46.73 [10] (0:11.59)	0:35.14 [10] (0:11.34)	0:23.80 [10] (0:11.44)	0:35.14	-9
10	12 COCOBREW EXPRESS Nikita Beriman	12	67.6 1400m	0:10.78 1400m	1:34.96 [10] (0:13.54)	1:21.42 [6] (0:10.78)	1:10.64 [5] (0:11.22)	0:59.42 [3] (0:11.71)	0:47.71 [3] (0:11.56)	0:36.15 [3] (0:11.58)	0:24.57 [3] (0:11.83)	0:36.15	-1

Scratched: Danish Fortune (#11), Wategos (#6)

[] Ranking at each section and finish
 -:-:- No data available at this section
 NA No data available

SCN Saddle cloth number
 DNF Did not finish
 DNT Did not track



Eagle Farm QLD Professional

Race 7: TATTERSALL'S MILE - 1600m

29 June 2024 - 15:25



BRISBANE
RACING CLUB

Track Rating: Good 4, Weather: Fine, Rail Position: +6m 1600m-1000m; +7m Remainder

Section		Overall	1400m	1200m	1000m	800m	600m	400m	Last 600m
Field Times		1:33.97 (0:13.26)	1:20.71 (0:10.82)	1:09.89 (0:11.34)	0:58.55 (0:11.62)	0:46.93 (0:11.52)	0:35.41 (0:11.38)	0:24.03 (0:11.62)	0:35.41

Rank	TAB	Horse/Jockey	Barrier	Top Speed [km/h]	Fastest Section	Overall	1400m	1200m	1000m	800m	600m	400m	Last 600m	Distance Travelled [m]
11	13	MISSISSIPPI PRINCE Samantha Collett	6	69.0	0:10.97	1:35.02 [11] (0:13.31)	1:21.71 [2] (0:10.97)	1:10.74 [3] (0:11.43)	0:59.31 [4] (0:11.70)	0:47.61 [4] (0:11.55)	0:36.06 [4] (0:11.48)	0:24.58 [4] (0:11.85)	0:36.06	-8
12	8	JETTY Jake Bayliss	9	70.1	0:10.82	1:35.87 [12] (0:13.26)	1:22.61 [1] (0:10.82)	1:11.79 [1] (0:11.39)	1:00.40 [2] (0:11.65)	0:48.75 [2] (0:11.59)	0:37.16 [2] (0:11.45)	0:25.71 [2] (0:11.95)	0:37.16	-9

Scratched: Danish Fortune (#11), Wategos (#6)



Eagle Farm QLD Professional
Race 7: TATTERSALL'S MILE - 1600m
 29 June 2024 - 15:25



Track Rating: Good 4, Weather: Fine, Rail Position: +6m 1600m-1000m; +7m Remainder

Section							200m			Last 600m
Field Times							0:12.41			0:35.41
Rank	TAB	Horse/Jockey	Barrier	Top Speed [km/h]	Fastest Section	Margin				Distance Travelled [m]
1	14	COTTEE Angela Jones	8	68.6 1400m	0:10.86 1400m	0:12.12 [2] (0:12.12)	1:33.97		0:34.84	
2	5	IKNOWASTAR Tim Clark	11	69.0 1400m	0:10.69 1400m	0:12.53 [1] (0:12.53)	0.7L		0:35.53	-2
3	7	MARACANA Damien Thornton	14	67.1 1400m	0:10.84 1400m	0:12.33 [3] (0:12.33)	1.72L		0:35.22	+0
4	1	CEPHEUS Blake Shinn	5	66.7 1400m	0:10.96 1400m	0:12.33 [4] (0:12.33)	1.83L		0:35.12	-5
5	4	CHARTERHOUSE Dylan Gibbons	3	67.3 Overall	0:11.00 1400m	0:12.25 [7] (0:12.25)	2.49L		0:34.93	-3
6	9	WAPITI Sean Cormack	2	67.8 1400m	0:10.90 1400m	0:12.41 [6] (0:12.41)	3.34L		0:35.34	-9
7	10	EAGLEMONT Tom Sherry	7	67.6 600m	0:11.02 1400m	0:12.35 [10] (0:12.35)	4.48L		0:34.60	-6
8	3	JIMI HENDRIX Ryan Maloney	10	66.8 1400m	0:10.99 1400m	0:12.21 [12] (0:12.21)	4.68L		0:34.94	-4
9	2	NEW MANDATE James Orman	4	67.7 1400m	0:10.89 1400m	0:12.36 [11] (0:12.36)	4.7L		0:35.14	-9
10	12	COCOBREW EXPRESS Nikita Beriman	12	67.6 1400m	0:10.78 1400m	0:12.74 [8] (0:12.74)	5.83L		0:36.15	-1

Scratched: Danish Fortune (#11), Wategos (#6)

[] Ranking at each section and finish
 -:-:- No data available at this section
 NA No data available

SCN Saddle cloth number
 DNF Did not finish
 DNT Did not track



Eagle Farm QLD Professional
Race 7: TATTERSALL'S MILE - 1600m
 29 June 2024 - 15:25



Track Rating: Good 4, Weather: Fine, Rail Position: +6m 1600m-1000m; +7m Remainder

Section				200m				Last 600m	
Field Times				0:12.41 (0:12.41)				0:35.41	
Rank	TAB Horse/Jockey	Barrier	Top Speed [km/h]	Fastest Section	Margin				Distance Travelled [m]
11	13 MISSISSIPPI PRINCE Samantha Collett	6	69.0	0:10.97	0:12.73 [9] (0:12.73)	6.16L		0:36.06	-8
12	8 JETTY Jake Bayliss	9	70.1	0:10.82	0:13.76 [5] (0:13.76)	11.15L		0:37.16	-9

Scratched: Danish Fortune (#11), Wategos (#6)

[] Ranking at each section and finish
 -:-:-:- No data available at this section
 NA No data available

SCN Saddle cloth number
 DNF Did not finish
 DNT Did not track



Horse/Jockey Name	Cottee
Final Rank	1
Fastest Section Time (Section)	0:10.86 (1400m)
Top Speed [km/h] (Section)	68.6 (1400m)
Race State	Finished



Eagle Farm QLD Professional

Race 7: TATTERSALL'S MILE - 1600m

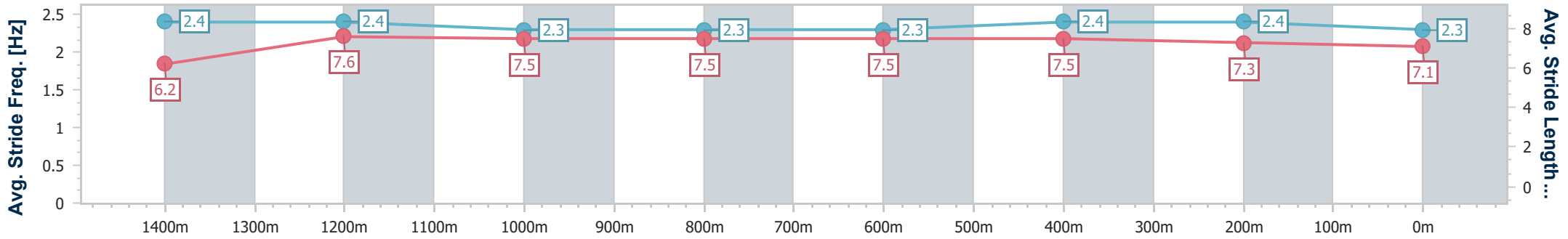
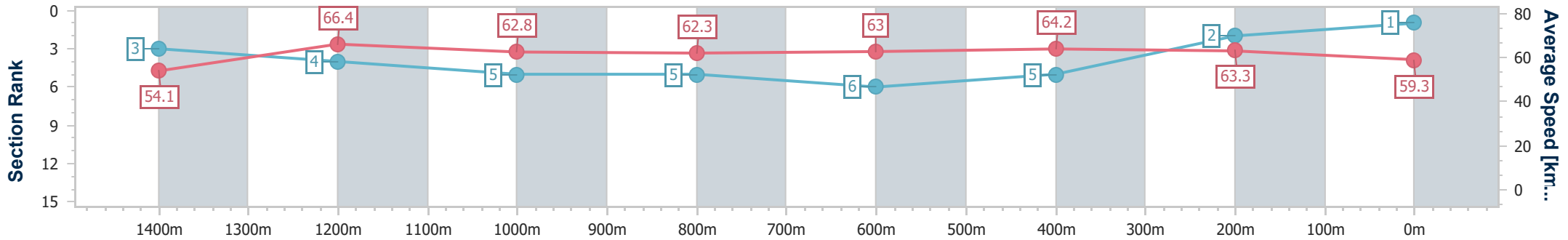
29 June 2024 - 15:25

Track Rating: Good 4, Weather: Fine, Rail Position: +6m 1600m-1000m; +7m Remainder



BRISBANE RACING CLUB

Section	Overall	1400m	1200m	1000m	800m	600m	400m	200m
Section Times	1:33.97 [1] (0:13.42)	1:20.55 [3] (0:10.86)	1:09.69 [4] (0:11.47)	0:58.22 [5] (0:11.75)	0:46.47 [5] (0:11.63)	0:34.84 [6] (0:11.33)	0:23.51 [5] (0:11.39)	0:12.12 [2] (0:12.12)
Average Speed [km/h]	54.1	66.4	62.8	62.3	63.0	64.2	63.3	59.3
Top Speed [km/h]	68.6	68.6	64.5	63.6	64.3	66.5	64.7	61.2
Avg. Dist. to Rail [m]	8.2	3.3	3.3	3.5	3.6	2.7	3.1	3.3
Avg. Stride Freq. [Hz]	2.4	2.4	2.3	2.3	2.3	2.4	2.4	2.3
Avg. Stride Length [m]	6.2	7.6	7.5	7.5	7.5	7.5	7.3	7.1



- [] Ranking at each section and finish
- .-.- No data available at this section
- NA No data available



Horse/Jockey Name	lknowastar
Final Rank	2
Fastest Section Time (Section)	0:10.69 (1400m)
Top Speed [km/h] (Section)	69.0 (1400m)
Race State	Finished



Eagle Farm QLD Professional

Race 7: TATTERSALL'S MILE - 1600m

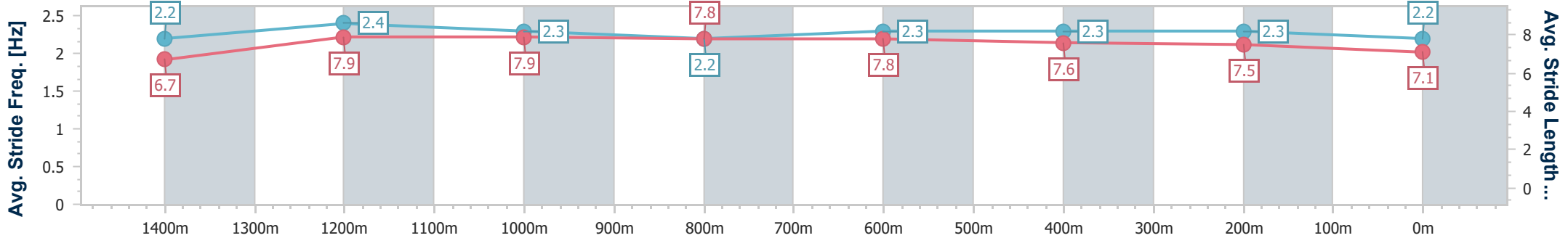
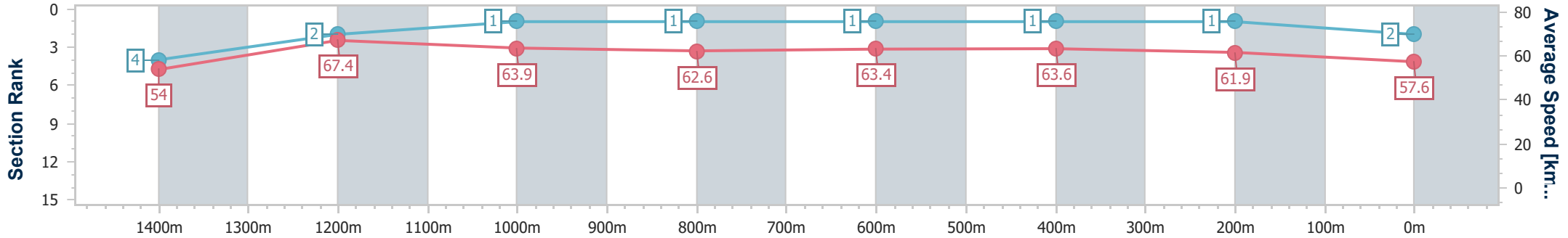
29 June 2024 - 15:25

Track Rating: Good 4, Weather: Fine, Rail Position: +6m 1600m-1000m; +7m Remainder



BRISBANE RACING CLUB

Section	Overall	1400m	1200m	1000m	800m	600m	400m	200m
Section Times	1:34.09 [2] (0:13.43)	1:20.66 [4] (0:10.69)	1:09.97 [2] (0:11.30)	0:58.67 [1] (0:11.62)	0:47.05 [1] (0:11.52)	0:35.53 [1] (0:11.38)	0:24.15 [1] (0:11.62)	0:12.53 [1] (0:12.53)
Average Speed [km/h]	54.0	67.4	63.9	62.6	63.4	63.6	61.9	57.6
Top Speed [km/h]	68.1	69.0	65.7	63.1	63.8	64.1	63.5	59.8
Avg. Dist. to Rail [m]	11.2	5.2	3.1	2.4	2.5	1.6	2.0	0.9
Avg. Stride Freq. [Hz]	2.2	2.4	2.3	2.2	2.3	2.3	2.3	2.2
Avg. Stride Length [m]	6.7	7.9	7.9	7.8	7.8	7.6	7.5	7.1



- [] Ranking at each section and finish
- .-.- No data available at this section
- NA No data available



Horse/Jockey Name	Maracana
Final Rank	3
Fastest Section Time (Section)	0:10.84 (1400m)
Top Speed [km/h] (Section)	67.1 (1400m)
Race State	Finished



Eagle Farm QLD Professional

Race 7: TATTERSALL'S MILE - 1600m

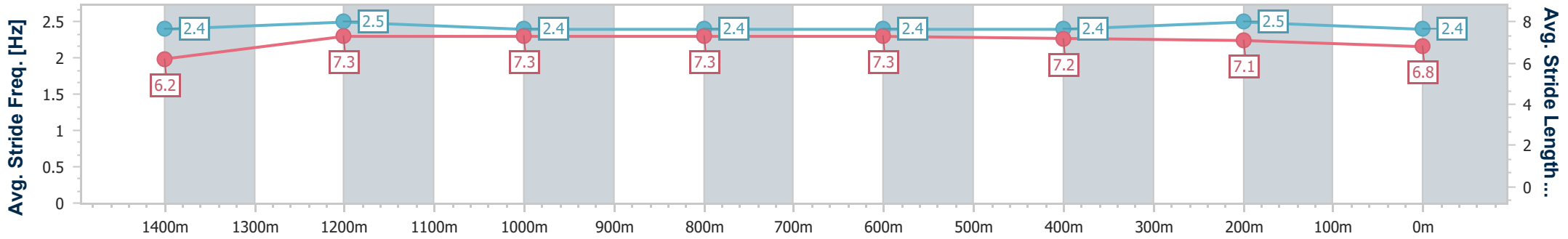
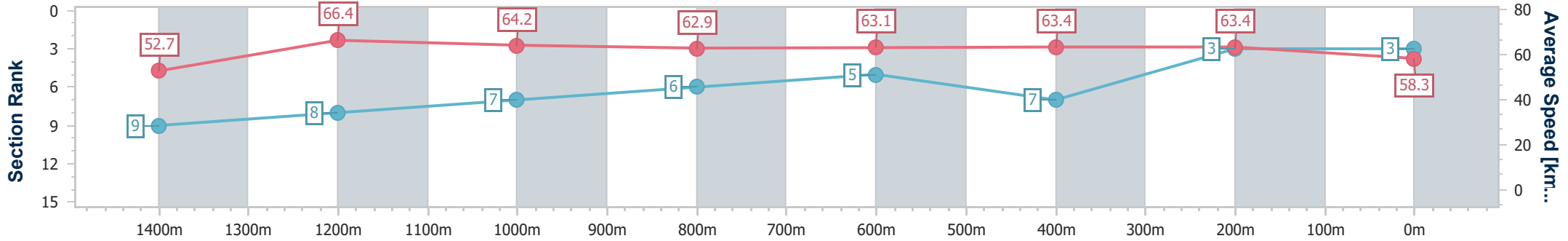
29 June 2024 - 15:25

Track Rating: Good 4, Weather: Fine, Rail Position: +6m 1600m-1000m; +7m Remainder



BRISBANE RACING CLUB

Section	Overall	1400m	1200m	1000m	800m	600m	400m	200m
Section Times	1:34.27 [3] (0:13.81)	1:20.46 [9] (0:10.84)	1:09.62 [8] (0:11.24)	0:58.38 [7] (0:11.62)	0:46.76 [6] (0:11.54)	0:35.22 [5] (0:11.54)	0:23.68 [7] (0:11.35)	0:12.33 [3] (0:12.33)
Average Speed [km/h]	52.7	66.4	64.2	62.9	63.1	63.4	63.4	58.3
Top Speed [km/h]	66.8	67.1	65.7	64.1	64.0	64.5	65.0	61.2
Avg. Dist. to Rail [m]	13.6	4.2	3.4	3.0	2.4	3.2	5.1	4.5
Avg. Stride Freq. [Hz]	2.4	2.5	2.4	2.4	2.4	2.4	2.5	2.4
Avg. Stride Length [m]	6.2	7.3	7.3	7.3	7.3	7.2	7.1	6.8



- [] Ranking at each section and finish
- .-.- No data available at this section
- NA No data available



Horse/Jockey Name	Cepheus
Final Rank	4
Fastest Section Time (Section)	0:10.96 (1400m)
Top Speed [km/h] (Section)	66.7 (1400m)
Race State	Finished



Eagle Farm QLD Professional

Race 7: TATTERSALL'S MILE - 1600m

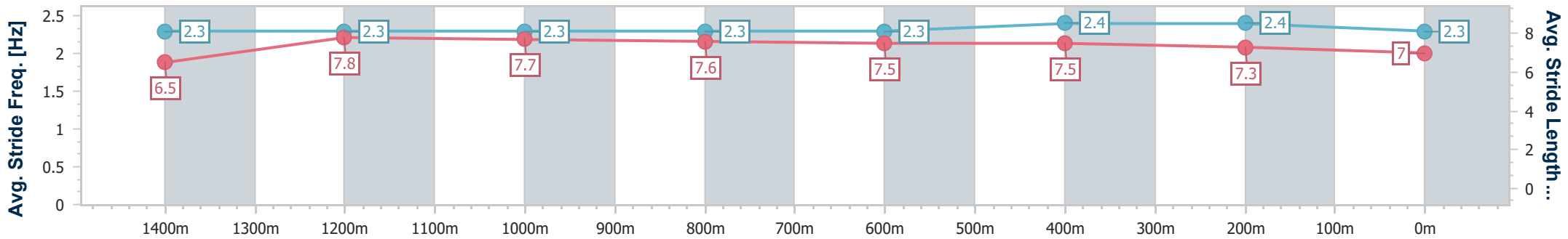
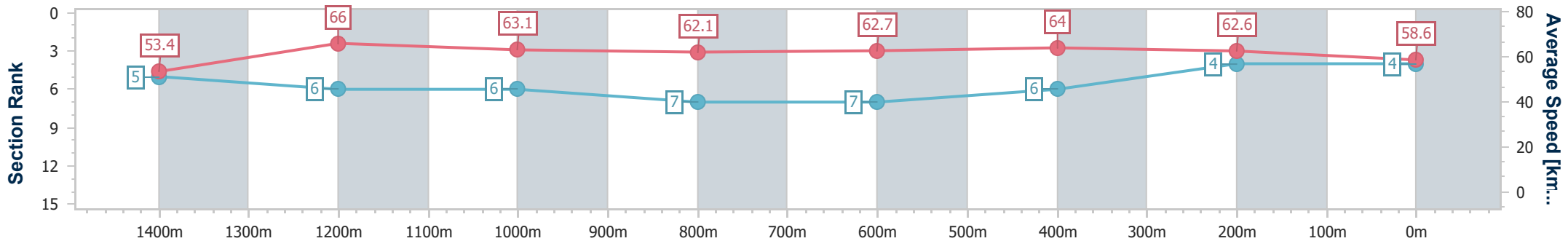
29 June 2024 - 15:25

Track Rating: Good 4, Weather: Fine, Rail Position: +6m 1600m-1000m; +7m Remainder



BRISBANE RACING CLUB

Section	Overall	1400m	1200m	1000m	800m	600m	400m	200m
Section Times	1:34.28 [4] (0:13.51)	1:20.77 [5] (0:10.96)	1:09.81 [6] (0:11.39)	0:58.42 [6] (0:11.70)	0:46.72 [7] (0:11.60)	0:35.12 [7] (0:11.32)	0:23.80 [6] (0:11.47)	0:12.33 [4] (0:12.33)
Average Speed [km/h]	53.4	66.0	63.1	62.1	62.7	64.0	62.6	58.6
Top Speed [km/h]	66.4	66.7	64.2	63.0	63.3	65.0	64.5	61.2
Avg. Dist. to Rail [m]	5.9	2.3	2.0	1.8	2.1	0.9	1.2	1.7
Avg. Stride Freq. [Hz]	2.3	2.3	2.3	2.3	2.3	2.4	2.4	2.3
Avg. Stride Length [m]	6.5	7.8	7.7	7.6	7.5	7.5	7.3	7.0



- [] Ranking at each section and finish
- .-.-.- No data available at this section
- NA No data available



Horse/Jockey Name	Charterhouse
Final Rank	5
Fastest Section Time (Section)	0:11.00 (1400m)
Top Speed [km/h] (Section)	67.3 (Overall)
Race State	Finished



Eagle Farm QLD Professional

Race 7: TATTERSALL'S MILE - 1600m

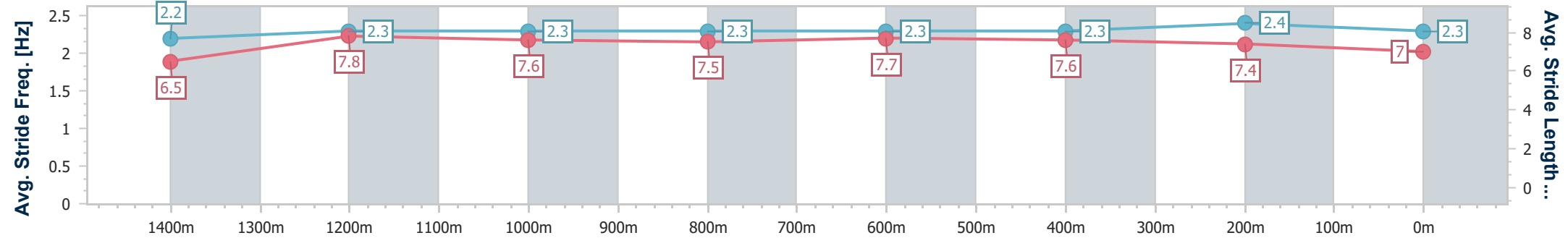
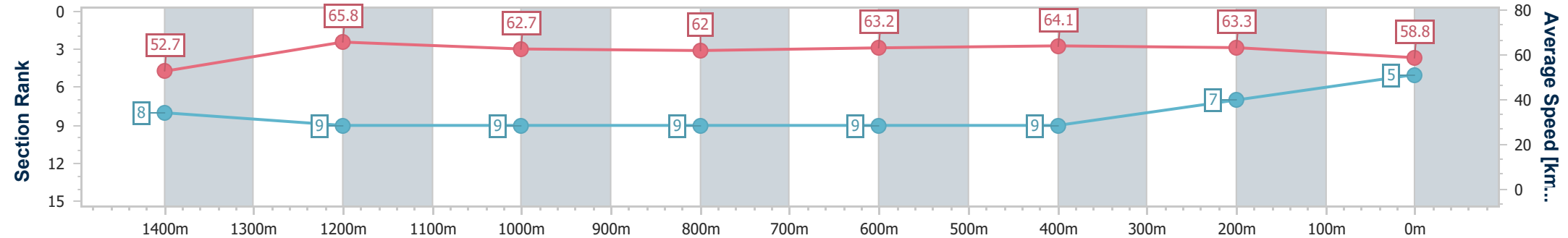
29 June 2024 - 15:25

Track Rating: Good 4, Weather: Fine, Rail Position: +6m 1600m-1000m; +7m Remainder



BRISBANE RACING CLUB

Section	Overall	1400m	1200m	1000m	800m	600m	400m	200m						
Section Times	1:34.40 [5] (0:13.70)	1:20.70 [8] (0:11.00)	1:09.70 [9] (0:11.50)	0:58.20 [9] (0:11.76)	0:46.44 [9] (0:11.51)	0:34.93 [9] (0:11.26)	0:23.67 [9] (0:11.42)	0:12.25 [7] (0:12.25)						
Average Speed [km/h]	52.7	65.8	62.7	62.0	63.2	64.1	63.3	58.8						
Top Speed [km/h]	67.3	67.1	63.6	63.1	64.1	65.7	64.6	61.4						
Avg. Dist. to Rail [m]	4.8	2.6	2.6	2.8	1.8	1.4	5.2	5.6						
Avg. Stride Freq. [Hz]	2.2	2.3	2.3	2.3	2.3	2.3	2.4	2.3						
Avg. Stride Length [m]	6.5	7.8	7.6	7.5	7.7	7.6	7.4	7.0						



- [] Ranking at each section and finish
- .-.- No data available at this section
- NA No data available



Horse/Jockey Name	Wapiti
Final Rank	6
Fastest Section Time (Section)	0:10.90 (1400m)
Top Speed [km/h] (Section)	67.8 (1400m)
Race State	Finished



Eagle Farm QLD Professional

Race 7: TATTERSALL'S MILE - 1600m

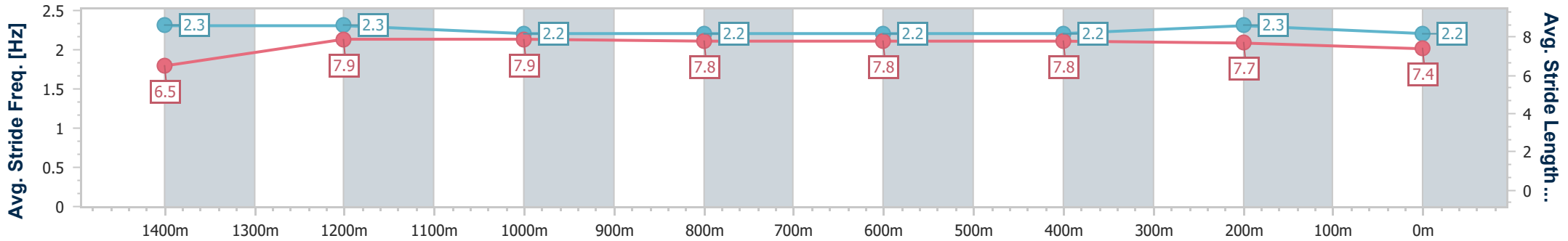
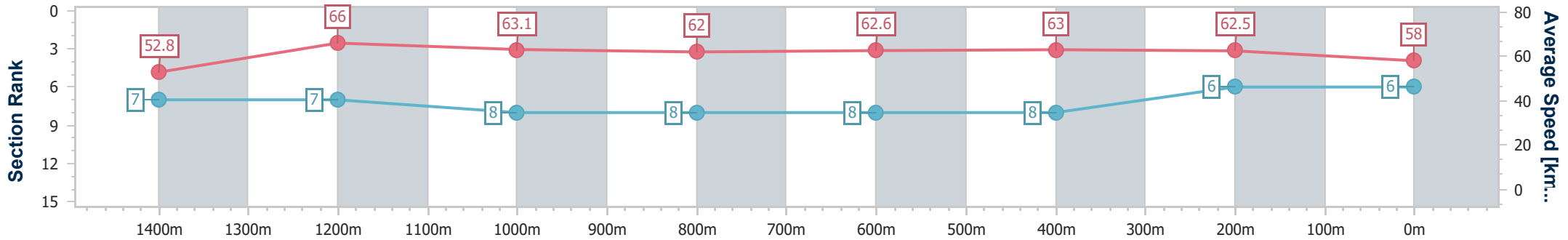
29 June 2024 - 15:25

Track Rating: Good 4, Weather: Fine, Rail Position: +6m 1600m-1000m; +7m Remainder



BRISBANE RACING CLUB

Section	Overall	1400m	1200m	1000m	800m	600m	400m	200m						
Section Times	1:34.54 [6] (0:13.66)	1:20.88 [7] (0:10.90)	1:09.98 [7] (0:11.40)	0:58.58 [8] (0:11.65)	0:46.93 [8] (0:11.59)	0:35.34 [8] (0:11.40)	0:23.94 [8] (0:11.53)	0:12.41 [6] (0:12.41)						
Average Speed [km/h]	52.8	66.0	63.1	62.0	62.6	63.0	62.5	58.0						
Top Speed [km/h]	66.8	67.8	64.4	62.8	63.1	63.5	63.6	61.3						
Avg. Dist. to Rail [m]	2.8	0.7	0.6	0.7	0.7	0.3	0.5	0.4						
Avg. Stride Freq. [Hz]	2.3	2.3	2.2	2.2	2.2	2.2	2.3	2.2						
Avg. Stride Length [m]	6.5	7.9	7.9	7.8	7.8	7.8	7.7	7.4						



- [] Ranking at each section and finish
- .-.- No data available at this section
- NA No data available



Horse/Jockey Name	Eaglemont
Final Rank	7
Fastest Section Time (Section)	0:11.02 (1400m)
Top Speed [km/h] (Section)	67.6 (600m)
Race State	Finished



Eagle Farm QLD Professional

Race 7: TATTERSALL'S MILE - 1600m

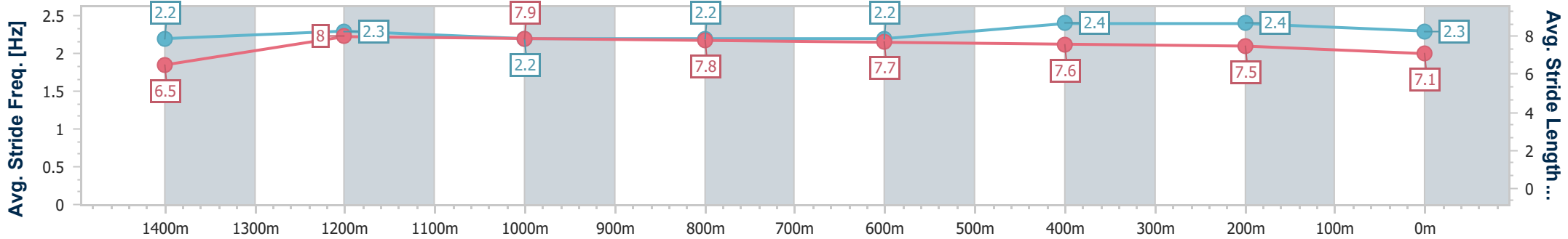
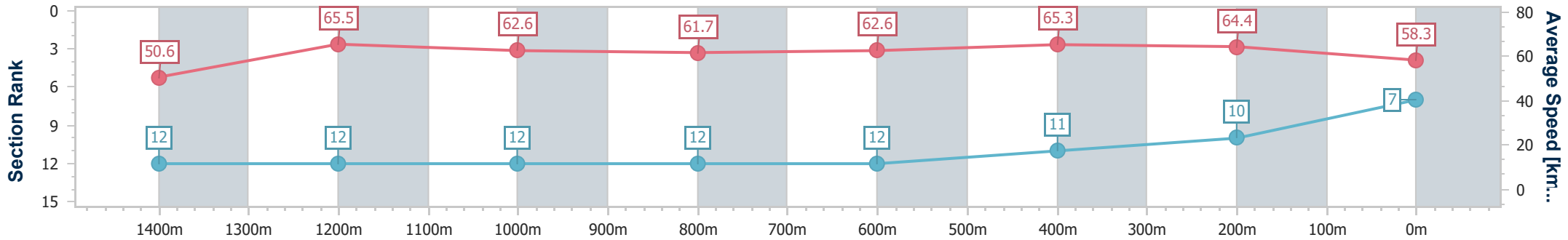
29 June 2024 - 15:25

Track Rating: Good 4, Weather: Fine, Rail Position: +6m 1600m-1000m; +7m Remainder



BRISBANE RACING CLUB

Section	Overall	1400m	1200m	1000m	800m	600m	400m	200m						
Section Times	1:34.73 [7] (0:14.35)	1:20.38 [12] (0:11.02)	1:09.36 [12] (0:11.47)	0:57.89 [12] (0:11.80)	0:46.09 [12] (0:11.49)	0:34.60 [12] (0:11.05)	0:23.55 [11] (0:11.20)	0:12.35 [10] (0:12.35)						
Average Speed [km/h]	50.6	65.5	62.6	61.7	62.6	65.3	64.4	58.3						
Top Speed [km/h]	65.1	66.4	64.7	63.8	63.6	67.6	66.3	62.2						
Avg. Dist. to Rail [m]	7.2	4.0	2.9	1.7	0.4	0.5	4.4	6.8						
Avg. Stride Freq. [Hz]	2.2	2.3	2.2	2.2	2.2	2.4	2.4	2.3						
Avg. Stride Length [m]	6.5	8.0	7.9	7.8	7.7	7.6	7.5	7.1						



- [] Ranking at each section and finish
- .-.- No data available at this section
- NA No data available



Horse/Jockey Name	Jimi Hendrix
Final Rank	8
Fastest Section Time (Section)	0:10.99 (1400m)
Top Speed [km/h] (Section)	66.8 (1400m)
Race State	Finished



Eagle Farm QLD Professional

Race 7: TATTERSALL'S MILE - 1600m

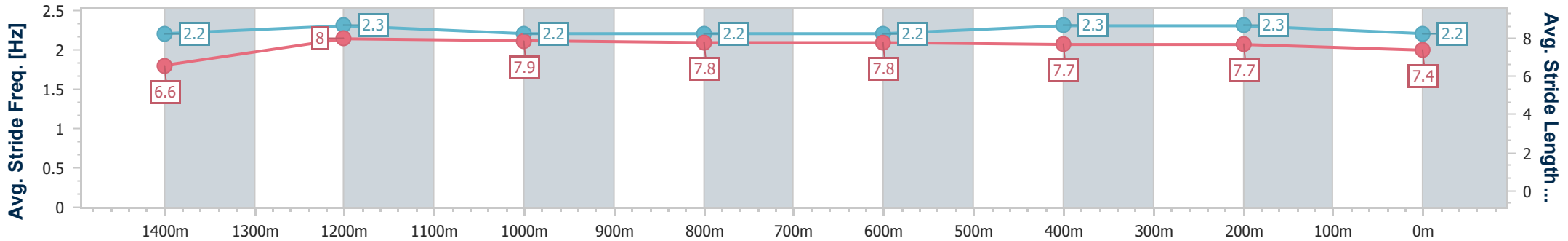
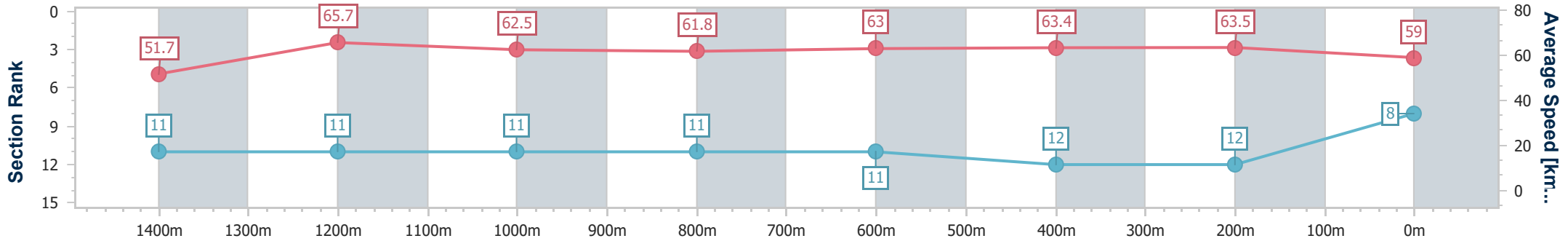
29 June 2024 - 15:25

Track Rating: Good 4, Weather: Fine, Rail Position: +6m 1600m-1000m; +7m Remainder



BRISBANE RACING CLUB

Section	Overall	1400m	1200m	1000m	800m	600m	400m	200m						
Section Times	1:34.77 [8] (0:13.99)	1:20.78 [11] (0:10.99)	1:09.79 [11] (0:11.52)	0:58.27 [11] (0:11.80)	0:46.47 [11] (0:11.53)	0:34.94 [11] (0:11.38)	0:23.56 [12] (0:11.35)	0:12.21 [12] (0:12.21)						
Average Speed [km/h]	51.7	65.7	62.5	61.8	63.0	63.4	63.5	59.0						
Top Speed [km/h]	66.7	66.8	63.6	63.4	63.4	64.6	64.6	61.5						
Avg. Dist. to Rail [m]	8.6	2.2	2.3	2.5	1.6	1.3	4.3	6.4						
Avg. Stride Freq. [Hz]	2.2	2.3	2.2	2.2	2.2	2.3	2.3	2.2						
Avg. Stride Length [m]	6.6	8.0	7.9	7.8	7.8	7.7	7.7	7.4						



- [] Ranking at each section and finish
- .-.- No data available at this section
- NA No data available



Horse/Jockey Name	New Mandate
Final Rank	9
Fastest Section Time (Section)	0:10.89 (1400m)
Top Speed [km/h] (Section)	67.7 (1400m)
Race State	Finished



Eagle Farm QLD Professional

Race 7: TATTERSALL'S MILE - 1600m

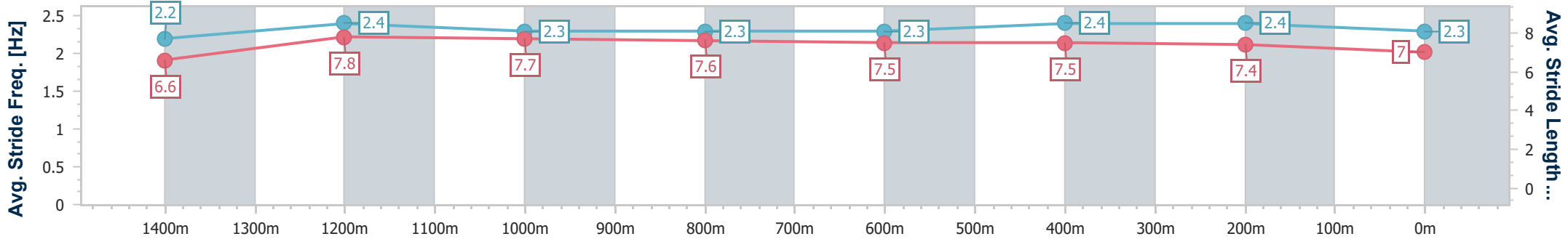
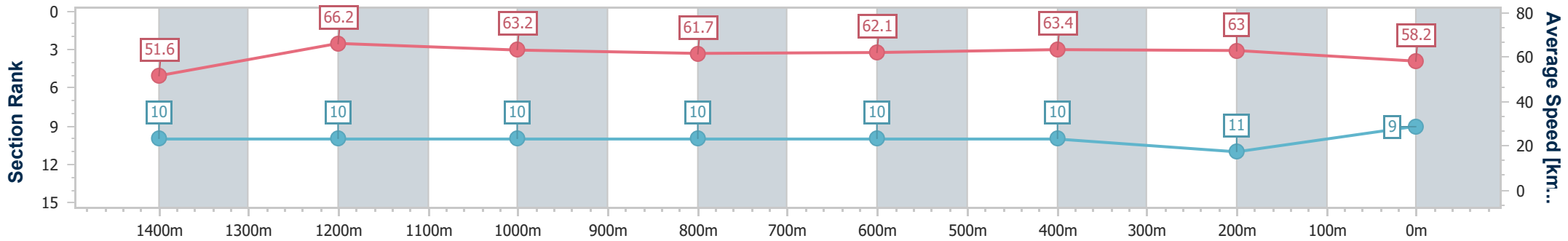
29 June 2024 - 15:25

Track Rating: Good 4, Weather: Fine, Rail Position: +6m 1600m-1000m; +7m Remainder



BRISBANE RACING CLUB

Section	Overall	1400m	1200m	1000m	800m	600m	400m	200m						
Section Times	1:34.77 [9] (0:13.99)	1:20.78 [10] (0:10.89)	1:09.89 [10] (0:11.42)	0:58.47 [10] (0:11.74)	0:46.73 [10] (0:11.59)	0:35.14 [10] (0:11.34)	0:23.80 [10] (0:11.44)	0:12.36 [11] (0:12.36)						
Average Speed [km/h]	51.6	66.2	63.2	61.7	62.1	63.4	63.0	58.2						
Top Speed [km/h]	67.2	67.7	64.7	62.6	63.2	64.8	64.6	60.8						
Avg. Dist. to Rail [m]	4.4	1.3	0.8	1.1	0.7	0.5	2.7	3.2						
Avg. Stride Freq. [Hz]	2.2	2.4	2.3	2.3	2.3	2.4	2.4	2.3						
Avg. Stride Length [m]	6.6	7.8	7.7	7.6	7.5	7.5	7.4	7.0						



- [] Ranking at each section and finish
- .-.- No data available at this section
- NA No data available



Horse/Jockey Name	Cocobrew Express
Final Rank	10
Fastest Section Time (Section)	0:10.78 (1400m)
Top Speed [km/h] (Section)	67.6 (1400m)
Race State	Finished



Eagle Farm QLD Professional

Race 7: TATTERSALL'S MILE - 1600m

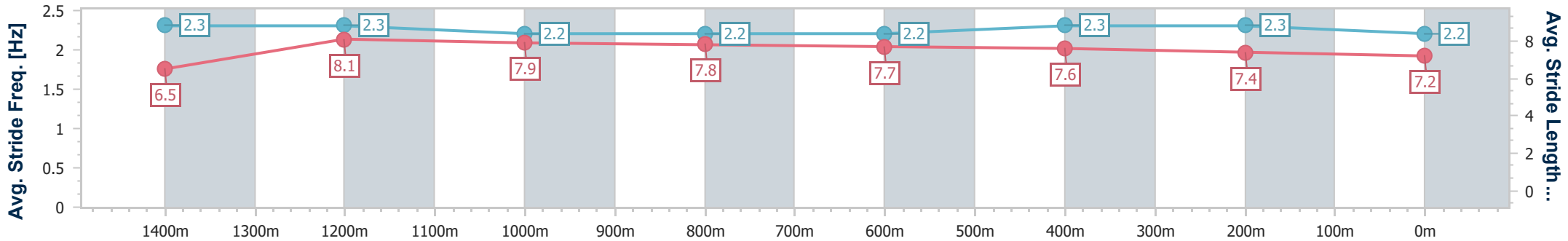
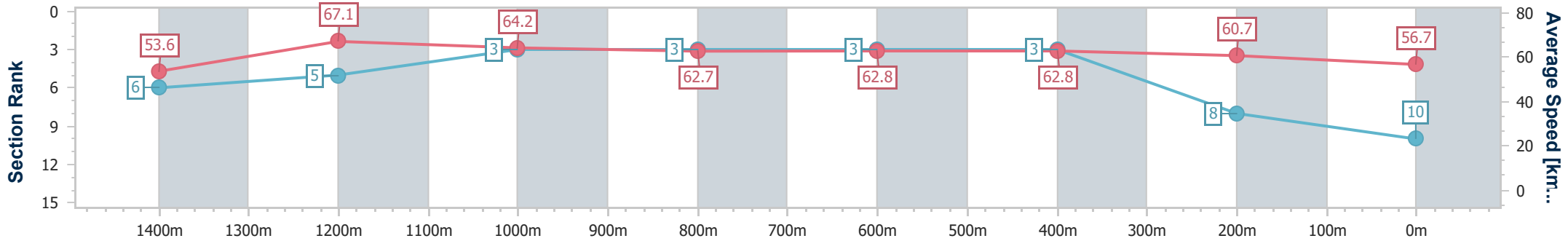
29 June 2024 - 15:25

Track Rating: Good 4, Weather: Fine, Rail Position: +6m 1600m-1000m; +7m Remainder



BRISBANE RACING CLUB

Section	Overall	1400m	1200m	1000m	800m	600m	400m	200m
Section Times	1:34.96 [10] (0:13.54)	1:21.42 [6] (0:10.78)	1:10.64 [5] (0:11.22)	0:59.42 [3] (0:11.71)	0:47.71 [3] (0:11.56)	0:36.15 [3] (0:11.58)	0:24.57 [3] (0:11.83)	0:12.74 [8] (0:12.74)
Average Speed [km/h]	53.6	67.1	64.2	62.7	62.8	62.8	60.7	56.7
Top Speed [km/h]	67.2	67.6	65.8	62.9	63.1	63.1	62.6	59.4
Avg. Dist. to Rail [m]	12.4	4.2	3.3	3.4	2.2	2.0	4.4	5.1
Avg. Stride Freq. [Hz]	2.3	2.3	2.2	2.2	2.2	2.3	2.3	2.2
Avg. Stride Length [m]	6.5	8.1	7.9	7.8	7.7	7.6	7.4	7.2



- [] Ranking at each section and finish
- .-.- No data available at this section
- NA No data available



Horse/Jockey Name	Mississippi Prince
Final Rank	11
Fastest Section Time (Section)	0:10.97 (1400m)
Top Speed [km/h] (Section)	69.0 (Overall)
Race State	Finished



Eagle Farm QLD Professional

Race 7: TATTERSALL'S MILE - 1600m

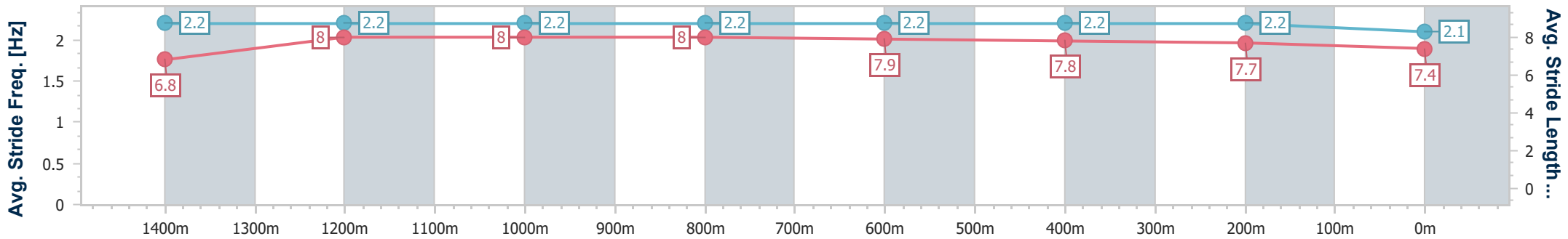
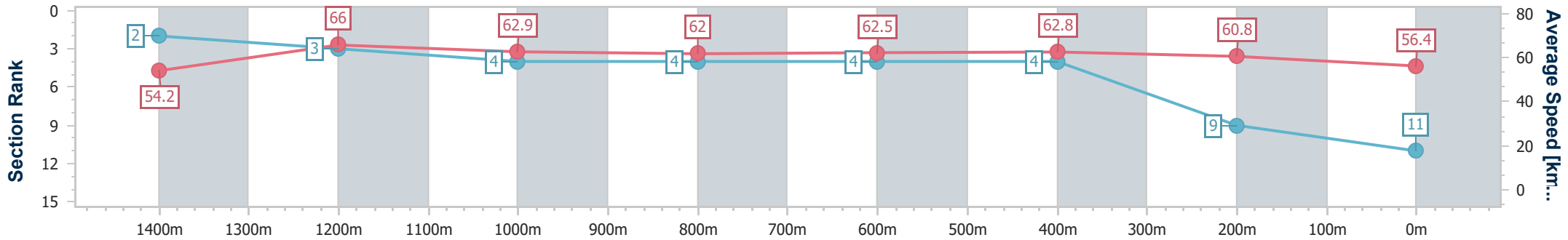
29 June 2024 - 15:25

Track Rating: Good 4, Weather: Fine, Rail Position: +6m 1600m-1000m; +7m Remainder



BRISBANE RACING CLUB

Section	Overall	1400m	1200m	1000m	800m	600m	400m	200m
Section Times	1:35.02 [11] (0:13.31)	1:21.71 [2] (0:10.97)	1:10.74 [3] (0:11.43)	0:59.31 [4] (0:11.70)	0:47.61 [4] (0:11.55)	0:36.06 [4] (0:11.48)	0:24.58 [4] (0:11.85)	0:12.73 [9] (0:12.73)
Average Speed [km/h]	54.2	66.0	62.9	62.0	62.5	62.8	60.8	56.4
Top Speed [km/h]	69.0	67.8	64.5	62.6	62.9	63.0	62.1	58.7
Avg. Dist. to Rail [m]	7.5	2.1	1.6	1.6	0.7	0.3	1.9	2.7
Avg. Stride Freq. [Hz]	2.2	2.2	2.2	2.2	2.2	2.2	2.2	2.1
Avg. Stride Length [m]	6.8	8.0	8.0	8.0	7.9	7.8	7.7	7.4



- [] Ranking at each section and finish
- .-.- No data available at this section
- NA No data available



Horse/Jockey Name	Jetty
Final Rank	12
Fastest Section Time (Section)	0:10.82 (1400m)
Top Speed [km/h] (Section)	70.1 (Overall)
Race State	Finished



Eagle Farm QLD Professional

Race 7: TATTERSALL'S MILE - 1600m

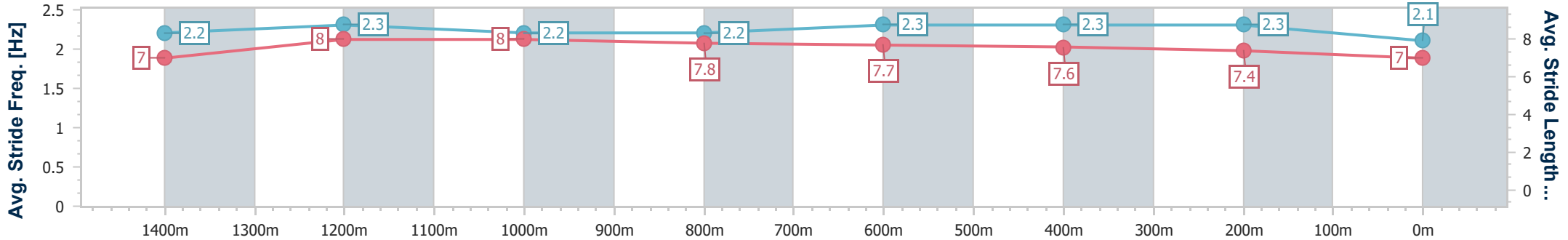
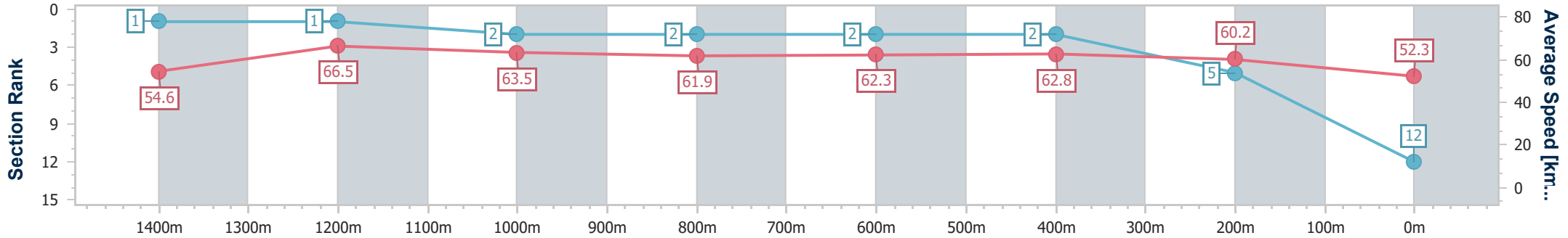
29 June 2024 - 15:25

Track Rating: Good 4, Weather: Fine, Rail Position: +6m 1600m-1000m; +7m Remainder



BRISBANE RACING CLUB

Section	Overall	1400m	1200m	1000m	800m	600m	400m	200m
Section Times	1:35.87 [12] (0:13.26)	1:22.61 [1] (0:10.82)	1:11.79 [1] (0:11.39)	1:00.40 [2] (0:11.65)	0:48.75 [2] (0:11.59)	0:37.16 [2] (0:11.45)	0:25.71 [2] (0:11.95)	0:13.76 [5] (0:13.76)
Average Speed [km/h]	54.6	66.5	63.5	61.9	62.3	62.8	60.2	52.3
Top Speed [km/h]	70.1	69.5	65.0	62.9	63.1	63.2	62.4	57.8
Avg. Dist. to Rail [m]	9.3	4.0	2.2	0.6	0.4	0.2	0.9	0.7
Avg. Stride Freq. [Hz]	2.2	2.3	2.2	2.2	2.3	2.3	2.3	2.1
Avg. Stride Length [m]	7.0	8.0	8.0	7.8	7.7	7.6	7.4	7.0



- [] Ranking at each section and finish
- .-.- No data available at this section
- NA No data available



Eagle Farm QLD Professional

Race 8: TATTERSALL'S TIARA - 1400m

29 June 2024 - 16:00



Track Rating: Good 4, Weather: Fine, Rail Position: +6m 1600m-1000m; +7m Remainder

Section		Overall	1200m	1000m	800m	600m	400m	Last 600m				
Field Times		1:21.65 (0:13.48)	1:08.17 (0:10.66)	0:57.51 (0:11.17)	0:46.34 (0:11.37)	0:34.97 (0:11.20)	0:23.77 (0:11.40)	0:34.97				
Rank	TAB Horse/Jockey	Barrier	Top Speed [km/h]	Fastest Section	Distance Travelled [m]							
1	1 BELLA NIPOTINA Ryan Maloney	17	69.2 1200m	0:10.70 1200m	1:21.65 [1] (0:13.87)	1:07.78 [8] (0:10.70)	0:57.08 [5] (0:11.15)	0:45.93 [4] (0:11.45)	0:34.48 [5] (0:11.25)	0:23.23 [5] (0:11.01)	0:34.48	
2	2 SEMANA Dylan Gibbons	6	68.1 400m	0:10.93 1200m	1:21.83 [2] (0:13.81)	1:08.02 [7] (0:10.93)	0:57.09 [9] (0:11.29)	0:45.80 [9] (0:11.38)	0:34.42 [9] (0:11.14)	0:23.28 [7] (0:11.00)	0:34.42	+4
3	6 BUBBLE ROCK Billy Egan	15	69.6 1200m	0:10.53 1200m	1:21.90 [3] (0:13.61)	1:08.29 [2] (0:10.53)	0:57.76 [1] (0:11.17)	0:46.59 [1] (0:11.37)	0:35.22 [1] (0:11.20)	0:24.02 [1] (0:11.40)	0:35.22	-5
4	16 ABOUNDING Martin Harley	18	68.4 1200m	0:10.88 1200m	1:22.03 [4] (0:14.09)	1:07.94 [13] (0:10.88)	0:57.06 [13] (0:11.21)	0:45.85 [11] (0:11.46)	0:34.39 [12] (0:11.07)	0:23.32 [12] (0:11.14)	0:34.39	-2
5	15 ROLL ON HIGH Vlad Duric	4	67.8 1200m	0:10.95 1200m	1:22.12 [5] (0:13.99)	1:08.13 [12] (0:10.95)	0:57.18 [12] (0:11.34)	0:45.84 [13] (0:11.34)	0:34.50 [11] (0:11.00)	0:23.50 [10] (0:11.21)	0:34.50	-6
6	10 AUSBRED FLIRT Tyler Schiller	12	67.1 800m	0:10.90 1200m	1:22.13 [6] (0:14.22)	1:07.91 [14] (0:10.90)	0:57.01 [14] (0:11.36)	0:45.65 [14] (0:11.23)	0:34.42 [15] (0:11.17)	0:23.25 [14] (0:11.08)	0:34.42	-2
7	3 ROOTS Tim Clark	8	67.3 400m	0:10.93 1200m	1:22.17 [7] (0:13.95)	1:08.22 [11] (0:10.93)	0:57.29 [11] (0:11.27)	0:46.02 [10] (0:11.37)	0:34.65 [10] (0:11.17)	0:23.48 [11] (0:11.06)	0:34.65	+1
8	9 LEKVARTE Reece Jones	7	67.5 1200m	0:10.83 1200m	1:22.30 [8] (0:14.31)	1:07.99 [16] (0:10.83)	0:57.16 [15] (0:11.38)	0:45.78 [16] (0:11.17)	0:34.61 [13] (0:11.17)	0:23.44 [13] (0:11.09)	0:34.61	-7
9	7 VIENNA PRINCESS Jim Byrne	1	67.9 1200m	0:10.85 1200m	1:22.35 [9] (0:13.89)	1:08.46 [9] (0:10.85)	0:57.61 [8] (0:11.19)	0:46.42 [7] (0:11.42)	0:35.00 [8] (0:11.20)	0:23.80 [8] (0:11.32)	0:35.00	-2
10	8 C'EST MAGIQUE Blake Shinn	9	68.9 Overall	0:10.72 1200m	1:22.42 [10] (0:13.48)	1:08.94 [1] (0:10.72)	0:58.22 [2] (0:11.22)	0:47.00 [2] (0:11.42)	0:35.58 [2] (0:11.27)	0:24.31 [2] (0:11.44)	0:35.58	-4

Scratched: Coeur Volante (#14), Willinga Beast (#19)



Eagle Farm QLD Professional

Race 8: TATTERSALL'S TIARA - 1400m

29 June 2024 - 16:00



Track Rating: Good 4, Weather: Fine, Rail Position: +6m 1600m-1000m; +7m Remainder

Section	Field Times	Overall	1200m	1000m	800m	600m	400m	Last 600m				
		1:21.65 (0:13.48)	1:08.17 (0:10.66)	0:57.51 (0:11.17)	0:46.34 (0:11.37)	0:34.97 (0:11.20)	0:23.77 (0:11.40)	0:34.97				
Rank	TAB Horse/Jockey	Barrier	Top Speed [km/h]	Fastest Section					Distance Travelled [m]			
11	11 MORE SECRETS Robbie Dolan	11	67.5 1200m	0:10.91 1200m	1:22.49 [11] (0:14.39)	1:08.10 [17] (0:10.91)	0:57.19 [17] (0:11.53)	0:45.66 [17] (0:11.14)	0:34.52 [17] (0:10.94)	0:23.58 [15] (0:11.27)	0:34.52	-7
12	5 COMRADE ROSA Angela Jones	19	67.5 1200m	0:10.83 1200m	1:22.52 [12] (0:14.31)	1:08.21 [15] (0:10.83)	0:57.38 [16] (0:11.35)	0:46.03 [15] (0:11.40)	0:34.63 [16] (0:11.25)	0:23.38 [17] (0:11.16)	0:34.63	+1
13	13 COCO JAMBOO Tom Sherry	3	67.5 1200m	0:10.93 1200m	1:22.53 [13] (0:13.80)	1:08.73 [6] (0:10.93)	0:57.80 [7] (0:11.23)	0:46.57 [8] (0:11.33)	0:35.24 [7] (0:11.28)	0:23.96 [9] (0:11.32)	0:35.24	-4
14	12 ZOE'S PROMISE Michael Rodd	13	69.4 1200m	0:10.64 1200m	1:22.65 [14] (0:13.66)	1:08.99 [3] (0:10.64)	0:58.35 [3] (0:11.20)	0:47.15 [3] (0:11.42)	0:35.73 [3] (0:11.25)	0:24.48 [3] (0:11.50)	0:35.73	+0
15	17 MISS JOELENE James Orman	10	67.2 1200m	0:10.88 1200m	1:22.91 [15] (0:13.95)	1:08.96 [10] (0:10.88)	0:58.08 [10] (0:11.36)	0:46.72 [12] (0:11.51)	0:35.21 [14] (0:11.23)	0:23.98 [16] (0:11.38)	0:35.21	+2
16	4 OPAL RIDGE Tommy Berry	5	67.6 1200m	0:10.96 1200m	1:24.42 [16] (0:13.66)	1:10.76 [4] (0:10.96)	0:59.80 [6] (0:11.17)	0:48.63 [5] (0:11.40)	0:37.23 [6] (0:11.25)	0:25.98 [6] (0:11.42)	0:37.23	-2
17	18 BANANA QUEEN Damien Thornton	2	67.3 1200m	0:10.91 1200m	1:25.41 [17] (0:13.66)	1:11.75 [4] (0:10.91)	1:00.84 [4] (0:11.23)	0:49.61 [6] (0:11.33)	0:38.28 [4] (0:11.16)	0:27.12 [4] (0:11.85)	0:38.28	-9

Scratched: Coeur Volante (#14), Willinga Beast (#19)



Eagle Farm QLD Professional

Race 8: TATTERSALL'S TIARA - 1400m

29 June 2024 - 16:00



Track Rating: Good 4, Weather: Fine, Rail Position: +6m 1600m-1000m; +7m Remainder

Section							200m			Last 600m
Field Times							0:12.37			0:34.97
Rank	TAB	Horse/Jockey	Barrier	Top Speed [km/h]	Fastest Section	Margin				Distance Travelled [m]
1	1	BELLA NIPOTINA Ryan Maloney	17	69.2 1200m	0:10.70 1200m	0:12.22 [2] (0:12.22)	1:21.65		0:34.48	
2	2	SEMANA Dylan Gibbons	6	68.1 400m	0:10.93 1200m	0:12.28 [4] (0:12.28)	1.05L		0:34.42	+4
3	6	BUBBLE ROCK Billy Egan	15	69.6 1200m	0:10.53 1200m	0:12.62 [1] (0:12.62)	1.44L		0:35.22	-5
4	16	ABOUNDING Martin Harley	18	68.4 1200m	0:10.88 1200m	0:12.18 [8] (0:12.18)	2.19L		0:34.39	-2
5	15	ROLL ON HIGH Vlad Duric	4	67.8 1200m	0:10.95 1200m	0:12.29 [7] (0:12.29)	2.73L		0:34.50	-6
6	10	AUSBRED FLIRT Tyler Schiller	12	67.1 800m	0:10.90 1200m	0:12.17 [13] (0:12.17)	2.77L		0:34.42	-2
7	3	ROOTS Tim Clark	8	67.3 400m	0:10.93 1200m	0:12.42 [6] (0:12.42)	3.06L		0:34.65	+1
8	9	LEKVARTE Reece Jones	7	67.5 1200m	0:10.83 1200m	0:12.35 [12] (0:12.35)	3.77L		0:34.61	-7
9	7	VIENNA PRINCESS Jim Byrne	1	67.9 1200m	0:10.85 1200m	0:12.48 [10] (0:12.48)	4.1L		0:35.00	-2
10	8	C'EST MAGIQUE Blake Shinn	9	68.9 Overall	0:10.72 1200m	0:12.87 [3] (0:12.87)	4.51L		0:35.58	-4

Scratched: Coeur Volante (#14), Willinga Beast (#19)



Eagle Farm QLD Professional
Race 8: TATTERSALL'S TIARA - 1400m
29 June 2024 - 16:00



Track Rating: Good 4, Weather: Fine, Rail Position: +6m 1600m-1000m; +7m Remainder

Section				200m				Last 600m		
Field Times				0:12.37				0:34.97		
				(0:12.37)						
Rank	TAB	Horse/Jockey	Barrier	Top Speed [km/h]	Fastest Section	Margin			Distance Travelled [m]	
11	11	MORE SECRETS	11	67.5	0:10.91	0:12.31 [15]	4.92L		0:34.52	-7
		Robbie Dolan		1200m	1200m	(0:12.31)				
12	5	COMRADE ROSA	19	67.5	0:10.83	0:12.22 [16]	5.1L		0:34.63	+1
		Angela Jones		1200m	1200m	(0:12.22)				
13	13	COCO JAMBOO	3	67.5	0:10.93	0:12.64 [11]	5.13L		0:35.24	-4
		Tom Sherry		1200m	1200m	(0:12.64)				
14	12	ZOE'S PROMISE	13	69.4	0:10.64	0:12.98 [5]	5.83L		0:35.73	+0
		Michael Rodd		1200m	1200m	(0:12.98)				
15	17	MISS JOELENE	10	67.2	0:10.88	0:12.60 [17]	7.41L		0:35.21	+2
		James Orman		1200m	1200m	(0:12.60)				
16	4	OPAL RIDGE	5	67.6	0:10.96	0:14.56 [9]	16.27L		0:37.23	-2
		Tommy Berry		1200m	1200m	(0:14.56)				
17	18	BANANA QUEEN	2	67.3	0:10.91	0:15.27 [14]	22.07L		0:38.28	-9
		Damien Thornton		1200m	1200m	(0:15.27)				

Scratched: Coeur Volante (#14), Willinga Beast (#19)



Horse/Jockey Name	Bella Nipotina
Final Rank	1
Fastest Section Time (Section)	0:10.70 (1200m)
Top Speed [km/h] (Section)	69.2 (1200m)
Race State	Finished



Eagle Farm QLD Professional

Race 8: TATTERSALL'S TIARA - 1400m

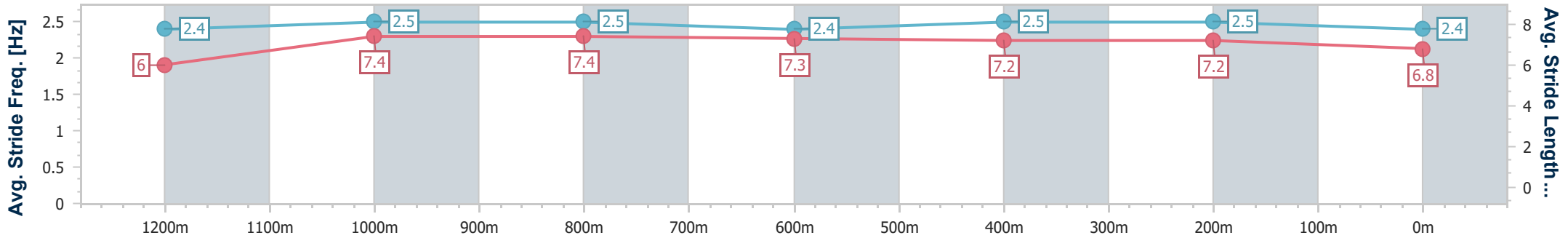
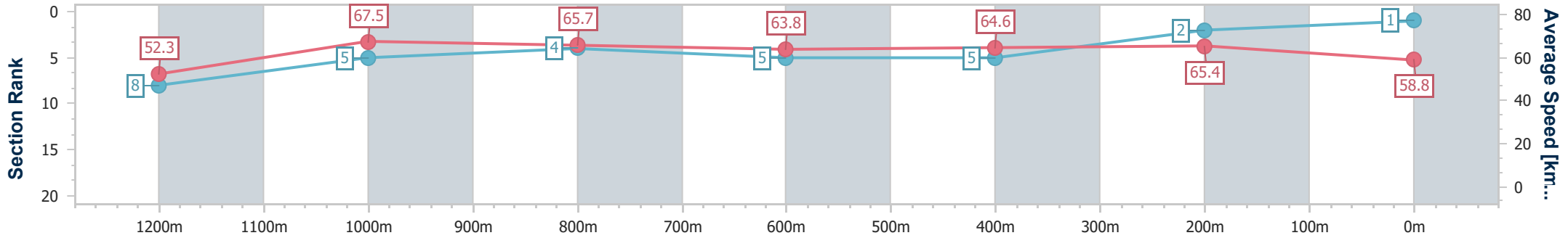
29 June 2024 - 16:00

Track Rating: Good 4, Weather: Fine, Rail Position: +6m 1600m-1000m; +7m Remainder



BRISBANE RACING CLUB

Section	Overall	1200m	1000m	800m	600m	400m	200m
Section Times	1:21.65 [1] (0:13.87)	1:07.78 [8] (0:10.70)	0:57.08 [5] (0:11.15)	0:45.93 [4] (0:11.45)	0:34.48 [5] (0:11.25)	0:23.23 [5] (0:11.01)	0:12.22 [2] (0:12.22)
Average Speed [km/h]	52.3	67.5	65.7	63.8	64.6	65.4	58.8
Top Speed [km/h]	67.7	69.2	67.3	65.0	67.3	67.2	63.3
Avg. Dist. to Rail [m]	11.9	5.4	3.3	3.5	2.0	8.2	8.7
Avg. Stride Freq. [Hz]	2.4	2.5	2.5	2.4	2.5	2.5	2.4
Avg. Stride Length [m]	6.0	7.4	7.4	7.3	7.2	7.2	6.8



- [] Ranking at each section and finish
- .-.- No data available at this section
- NA No data available



Horse/Jockey Name	Semana
Final Rank	2
Fastest Section Time (Section)	0:10.93 (1200m)
Top Speed [km/h] (Section)	68.1 (400m)
Race State	Finished



Eagle Farm QLD Professional

Race 8: TATTERSALL'S TIARA - 1400m

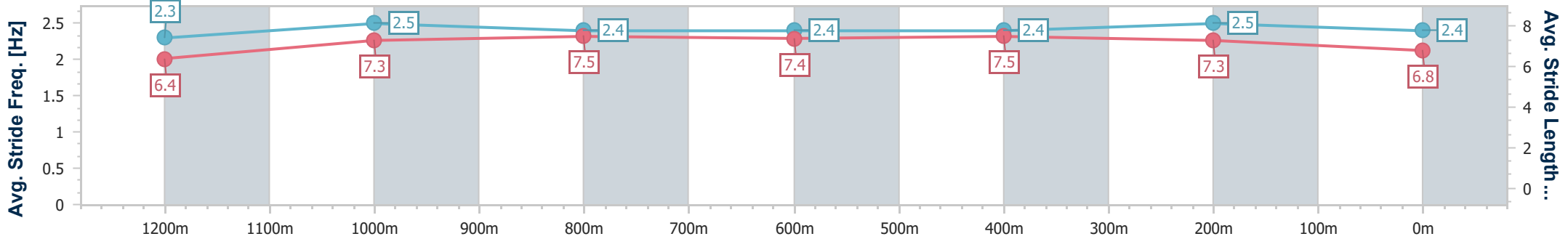
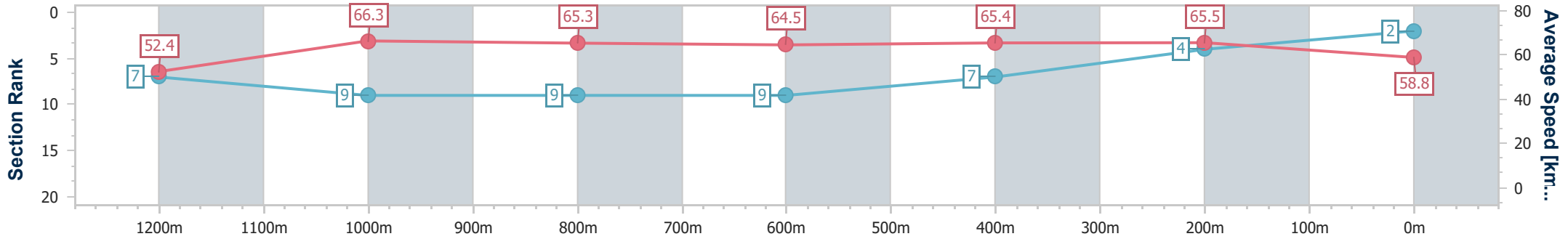
29 June 2024 - 16:00

Track Rating: Good 4, Weather: Fine, Rail Position: +6m 1600m-1000m; +7m Remainder



BRISBANE RACING CLUB

Section	Overall	1200m	1000m	800m	600m	400m	200m
Section Times	1:21.83 [2] (0:13.81)	1:08.02 [7] (0:10.93)	0:57.09 [9] (0:11.29)	0:45.80 [9] (0:11.38)	0:34.42 [9] (0:11.14)	0:23.28 [7] (0:11.00)	0:12.28 [4] (0:12.28)
Average Speed [km/h]	52.4	66.3	65.3	64.5	65.4	65.5	58.8
Top Speed [km/h]	66.0	67.3	66.6	65.8	67.9	68.1	62.6
Avg. Dist. to Rail [m]	9.5	5.6	4.9	4.1	3.2	11.8	11.9
Avg. Stride Freq. [Hz]	2.3	2.5	2.4	2.4	2.4	2.5	2.4
Avg. Stride Length [m]	6.4	7.3	7.5	7.4	7.5	7.3	6.8



- [] Ranking at each section and finish
- .-.- No data available at this section
- NA No data available



Horse/Jockey Name	Bubble Rock
Final Rank	3
Fastest Section Time (Section)	0:10.53 (1200m)
Top Speed [km/h] (Section)	69.6 (1200m)
Race State	Finished



Eagle Farm QLD Professional

Race 8: TATTERSALL'S TIARA - 1400m

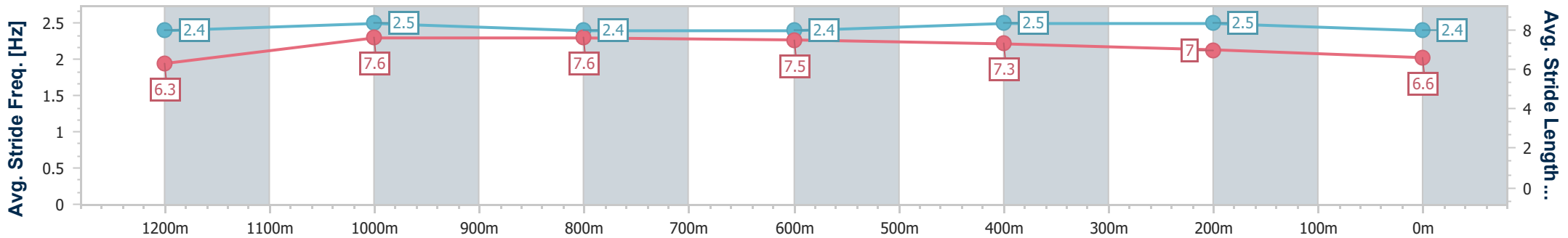
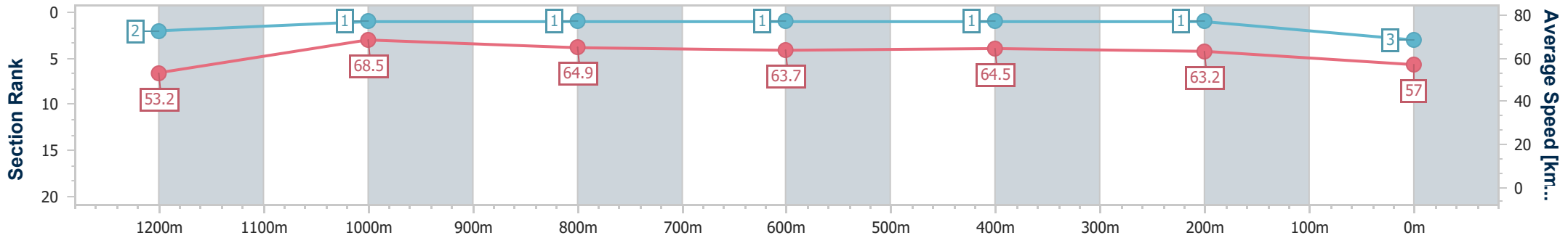
29 June 2024 - 16:00

Track Rating: Good 4, Weather: Fine, Rail Position: +6m 1600m-1000m; +7m Remainder



BRISBANE RACING CLUB

Section	Overall	1200m	1000m	800m	600m	400m	200m
Section Times	1:21.90 [3] (0:13.61)	1:08.29 [2] (0:10.53)	0:57.76 [1] (0:11.17)	0:46.59 [1] (0:11.37)	0:35.22 [1] (0:11.20)	0:24.02 [1] (0:11.40)	0:12.62 [1] (0:12.62)
Average Speed [km/h]	53.2	68.5	64.9	63.7	64.5	63.2	57.0
Top Speed [km/h]	68.9	69.6	67.0	64.9	65.5	65.5	59.6
Avg. Dist. to Rail [m]	12.2	6.3	1.4	0.5	1.2	5.5	5.4
Avg. Stride Freq. [Hz]	2.4	2.5	2.4	2.4	2.5	2.5	2.4
Avg. Stride Length [m]	6.3	7.6	7.6	7.5	7.3	7.0	6.6



- [] Ranking at each section and finish
- .-.- No data available at this section
- NA No data available



Horse/Jockey Name	Abounding
Final Rank	4
Fastest Section Time (Section)	0:10.88 (1200m)
Top Speed [km/h] (Section)	68.4 (1200m)
Race State	Finished



Eagle Farm QLD Professional

Race 8: TATTERSALL'S TIARA - 1400m

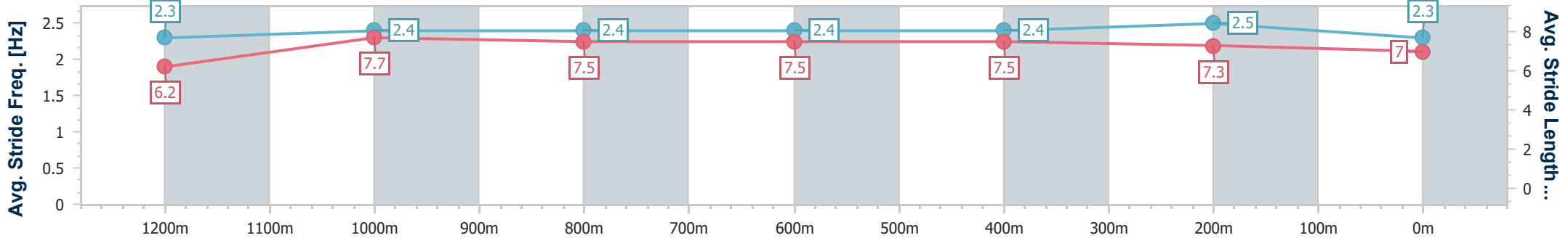
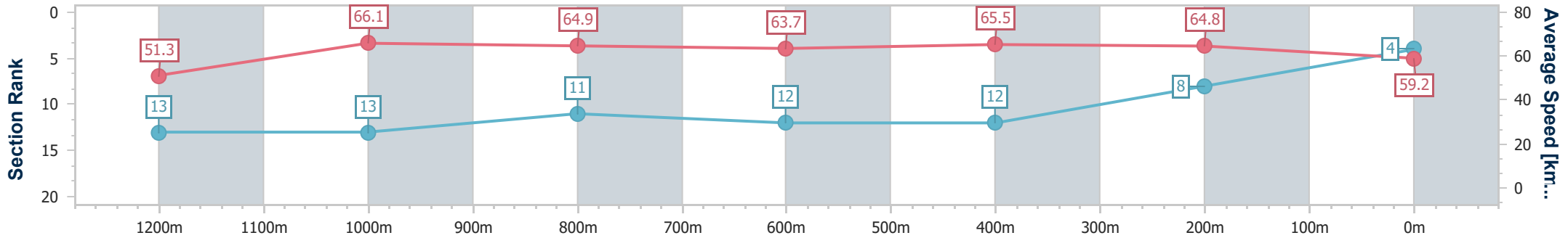
29 June 2024 - 16:00

Track Rating: Good 4, Weather: Fine, Rail Position: +6m 1600m-1000m; +7m Remainder



BRISBANE RACING CLUB

Section	Overall	1200m	1000m	800m	600m	400m	200m
Section Times	1:22.03 [4] (0:14.09)	1:07.94 [13] (0:10.88)	0:57.06 [13] (0:11.21)	0:45.85 [11] (0:11.46)	0:34.39 [12] (0:11.07)	0:23.32 [12] (0:11.14)	0:12.18 [8] (0:12.18)
Average Speed [km/h]	51.3	66.1	64.9	63.7	65.5	64.8	59.2
Top Speed [km/h]	67.4	68.4	66.7	65.9	66.5	67.0	63.4
Avg. Dist. to Rail [m]	9.0	2.4	2.1	2.9	1.8	6.5	5.6
Avg. Stride Freq. [Hz]	2.3	2.4	2.4	2.4	2.4	2.5	2.3
Avg. Stride Length [m]	6.2	7.7	7.5	7.5	7.5	7.3	7.0



- [] Ranking at each section and finish
- .-.- No data available at this section
- NA No data available



Horse/Jockey Name	Roll On High
Final Rank	5
Fastest Section Time (Section)	0:10.95 (1200m)
Top Speed [km/h] (Section)	67.8 (1200m)
Race State	Finished



Eagle Farm QLD Professional

Race 8: TATTERSALL'S TIARA - 1400m

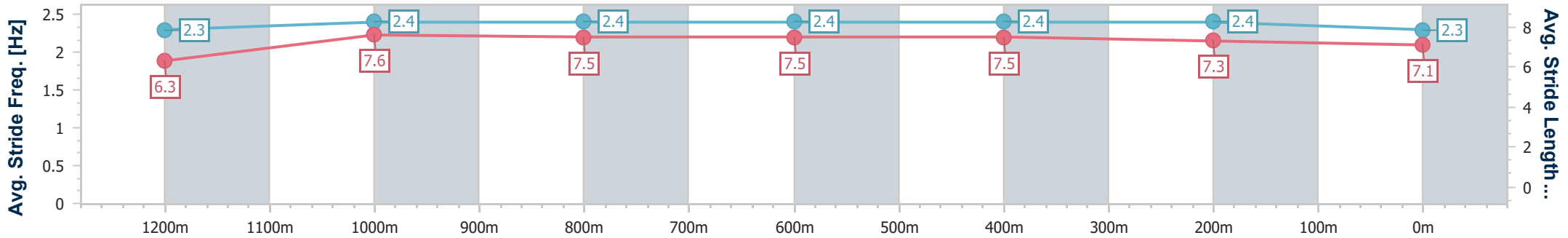
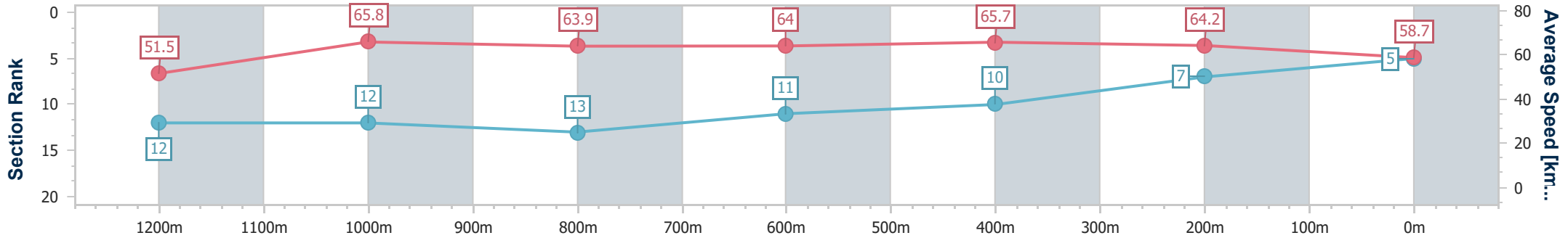
29 June 2024 - 16:00

Track Rating: Good 4, Weather: Fine, Rail Position: +6m 1600m-1000m; +7m Remainder



BRISBANE RACING CLUB

Section	Overall	1200m	1000m	800m	600m	400m	200m
Section Times	1:22.12 [5] (0:13.99)	1:08.13 [12] (0:10.95)	0:57.18 [12] (0:11.34)	0:45.84 [13] (0:11.34)	0:34.50 [11] (0:11.00)	0:23.50 [10] (0:11.21)	0:12.29 [7] (0:12.29)
Average Speed [km/h]	51.5	65.8	63.9	64.0	65.7	64.2	58.7
Top Speed [km/h]	65.7	67.8	66.1	65.4	66.8	67.4	62.4
Avg. Dist. to Rail [m]	3.3	1.1	1.7	1.6	0.8	7.9	9.1
Avg. Stride Freq. [Hz]	2.3	2.4	2.4	2.4	2.4	2.4	2.3
Avg. Stride Length [m]	6.3	7.6	7.5	7.5	7.5	7.3	7.1



- [] Ranking at each section and finish
- .-.- No data available at this section
- NA No data available



Horse/Jockey Name	Ausbred Flirt
Final Rank	6
Fastest Section Time (Section)	0:10.90 (1200m)
Top Speed [km/h] (Section)	67.1 (800m)
Race State	Finished



Eagle Farm QLD Professional

Race 8: TATTERSALL'S TIARA - 1400m

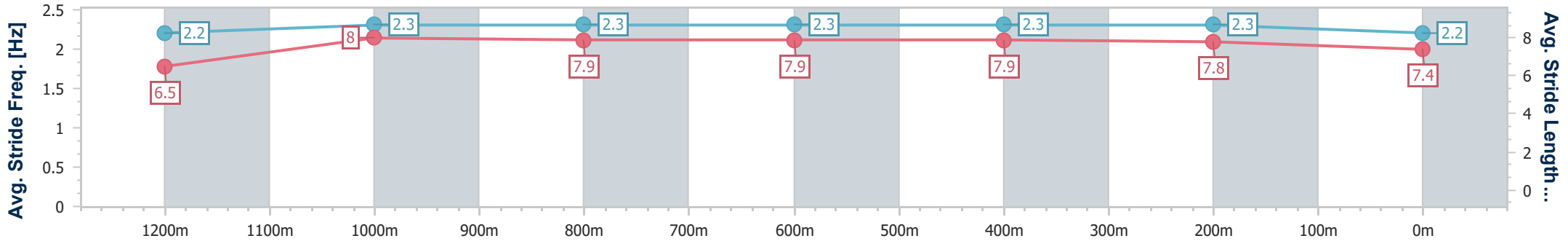
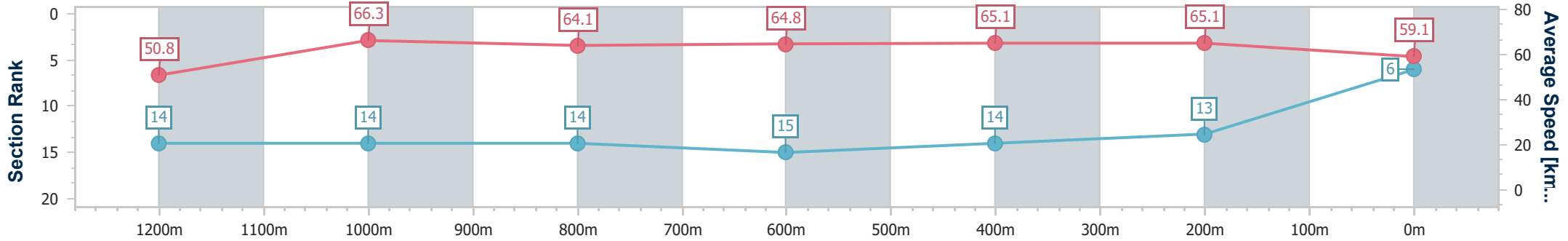
29 June 2024 - 16:00

Track Rating: Good 4, Weather: Fine, Rail Position: +6m 1600m-1000m; +7m Remainder



BRISBANE RACING CLUB

Section	Overall	1200m	1000m	800m	600m	400m	200m
Section Times	1:22.13 [6] (0:14.22)	1:07.91 [14] (0:10.90)	0:57.01 [14] (0:11.36)	0:45.65 [14] (0:11.23)	0:34.42 [15] (0:11.17)	0:23.25 [14] (0:11.08)	0:12.17 [13] (0:12.17)
Average Speed [km/h]	50.8	66.3	64.1	64.8	65.1	65.1	59.1
Top Speed [km/h]	65.9	66.8	66.9	67.1	66.5	66.8	62.7
Avg. Dist. to Rail [m]	8.6	3.1	2.8	1.8	2.8	11.1	12.6
Avg. Stride Freq. [Hz]	2.2	2.3	2.3	2.3	2.3	2.3	2.2
Avg. Stride Length [m]	6.5	8.0	7.9	7.9	7.9	7.8	7.4



- [] Ranking at each section and finish
- .-.- No data available at this section
- NA No data available



Horse/Jockey Name	Roots
Final Rank	7
Fastest Section Time (Section)	0:10.93 (1200m)
Top Speed [km/h] (Section)	67.3 (400m)
Race State	Finished



Eagle Farm QLD Professional

Race 8: TATTERSALL'S TIARA - 1400m

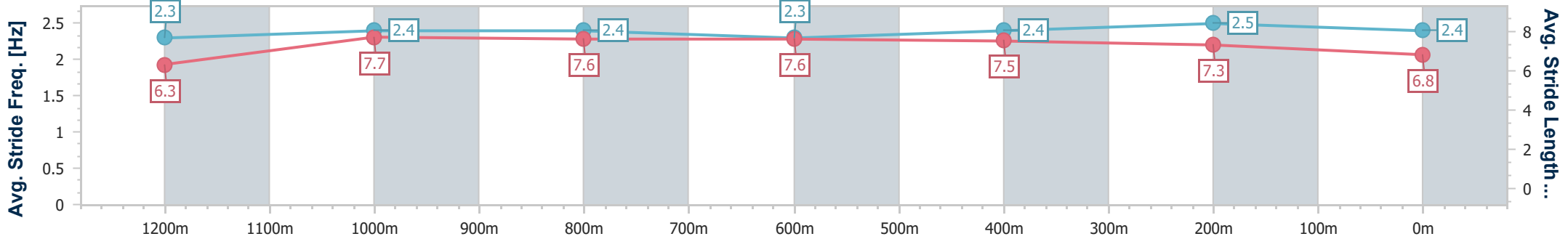
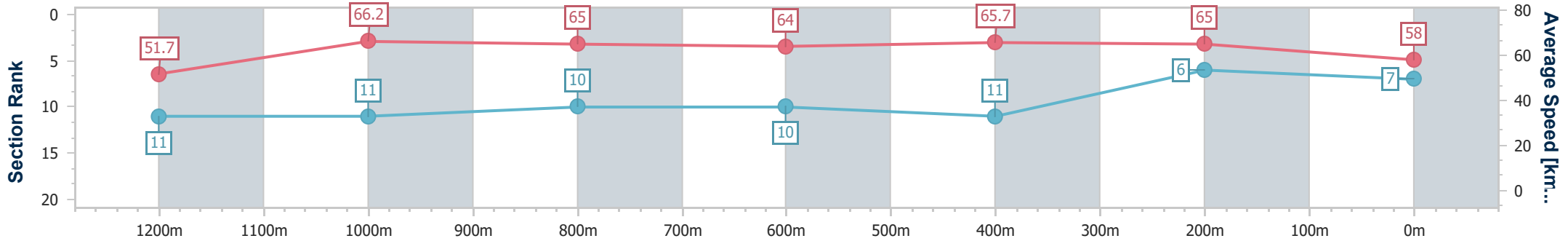
29 June 2024 - 16:00

Track Rating: Good 4, Weather: Fine, Rail Position: +6m 1600m-1000m; +7m Remainder



BRISBANE RACING CLUB

Section	Overall	1200m	1000m	800m	600m	400m	200m
Section Times	1:22.17 [7] (0:13.95)	1:08.22 [11] (0:10.93)	0:57.29 [11] (0:11.27)	0:46.02 [10] (0:11.37)	0:34.65 [10] (0:11.17)	0:23.48 [11] (0:11.06)	0:12.42 [6] (0:12.42)
Average Speed [km/h]	51.7	66.2	65.0	64.0	65.7	65.0	58.0
Top Speed [km/h]	65.4	66.9	66.7	65.6	66.4	67.3	61.6
Avg. Dist. to Rail [m]	7.3	3.8	3.3	2.8	3.4	11.6	11.8
Avg. Stride Freq. [Hz]	2.3	2.4	2.4	2.3	2.4	2.5	2.4
Avg. Stride Length [m]	6.3	7.7	7.6	7.6	7.5	7.3	6.8



- [] Ranking at each section and finish
- .-.- No data available at this section
- NA No data available



Horse/Jockey Name	Lekvarte
Final Rank	8
Fastest Section Time (Section)	0:10.83 (1200m)
Top Speed [km/h] (Section)	67.5 (1200m)
Race State	Finished



Eagle Farm QLD Professional

Race 8: TATTERSALL'S TIARA - 1400m

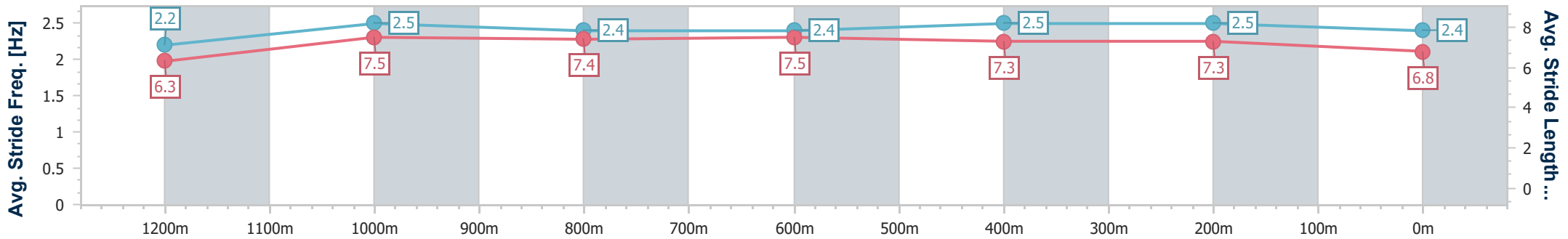
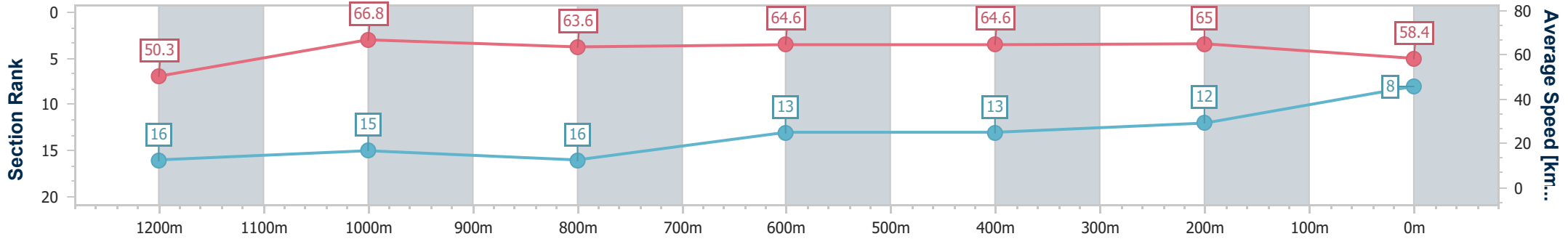
29 June 2024 - 16:00

Track Rating: Good 4, Weather: Fine, Rail Position: +6m 1600m-1000m; +7m Remainder



BRISBANE RACING CLUB

Section	Overall	1200m	1000m	800m	600m	400m	200m
Section Times	1:22.30 [8] (0:14.31)	1:07.99 [16] (0:10.83)	0:57.16 [15] (0:11.38)	0:45.78 [16] (0:11.17)	0:34.61 [13] (0:11.17)	0:23.44 [13] (0:11.09)	0:12.35 [12] (0:12.35)
Average Speed [km/h]	50.3	66.8	63.6	64.6	64.6	65.0	58.4
Top Speed [km/h]	67.4	67.5	65.5	66.6	66.4	66.9	62.0
Avg. Dist. to Rail [m]	5.4	2.7	1.5	0.2	1.1	8.0	7.2
Avg. Stride Freq. [Hz]	2.2	2.5	2.4	2.4	2.5	2.5	2.4
Avg. Stride Length [m]	6.3	7.5	7.4	7.5	7.3	7.3	6.8



- [] Ranking at each section and finish
- .-.- No data available at this section
- NA No data available



Horse/Jockey Name	Vienna Princess
Final Rank	9
Fastest Section Time (Section)	0:10.85 (1200m)
Top Speed [km/h] (Section)	67.9 (1200m)
Race State	Finished



Eagle Farm QLD Professional

Race 8: TATTERSALL'S TIARA - 1400m

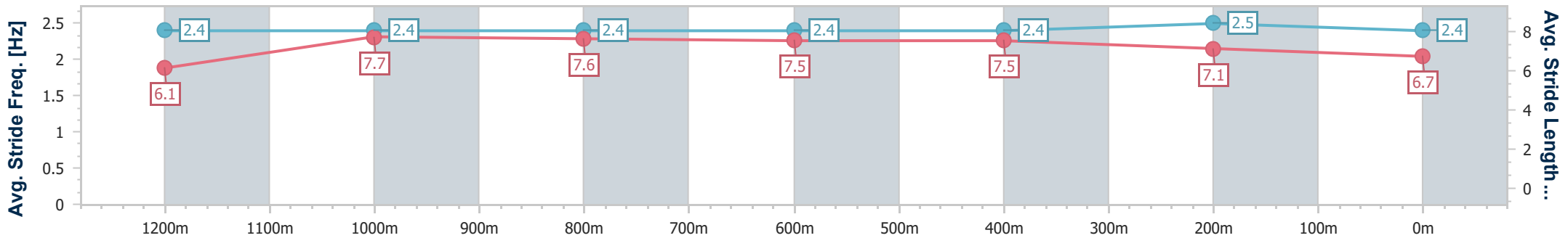
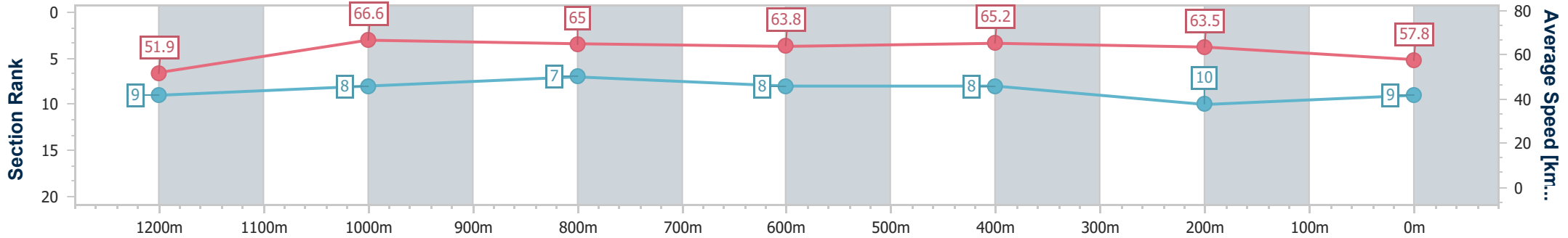
29 June 2024 - 16:00

Track Rating: Good 4, Weather: Fine, Rail Position: +6m 1600m-1000m; +7m Remainder



BRISBANE RACING CLUB

Section	Overall	1200m	1000m	800m	600m	400m	200m
Section Times	1:22.35 [9] (0:13.89)	1:08.46 [9] (0:10.85)	0:57.61 [8] (0:11.19)	0:46.42 [7] (0:11.42)	0:35.00 [8] (0:11.20)	0:23.80 [8] (0:11.32)	0:12.48 [10] (0:12.48)
Average Speed [km/h]	51.9	66.6	65.0	63.8	65.2	63.5	57.8
Top Speed [km/h]	67.1	67.9	65.9	65.2	65.7	65.6	62.1
Avg. Dist. to Rail [m]	1.7	1.4	2.4	3.1	2.2	4.7	4.3
Avg. Stride Freq. [Hz]	2.4	2.4	2.4	2.4	2.4	2.5	2.4
Avg. Stride Length [m]	6.1	7.7	7.6	7.5	7.5	7.1	6.7



- [] Ranking at each section and finish
- .-.- No data available at this section
- NA No data available



Horse/Jockey Name	C'est Magique
Final Rank	10
Fastest Section Time (Section)	0:10.72 (1200m)
Top Speed [km/h] (Section)	68.9 (Overall)
Race State	Finished



Eagle Farm QLD Professional

Race 8: TATTERSALL'S TIARA - 1400m

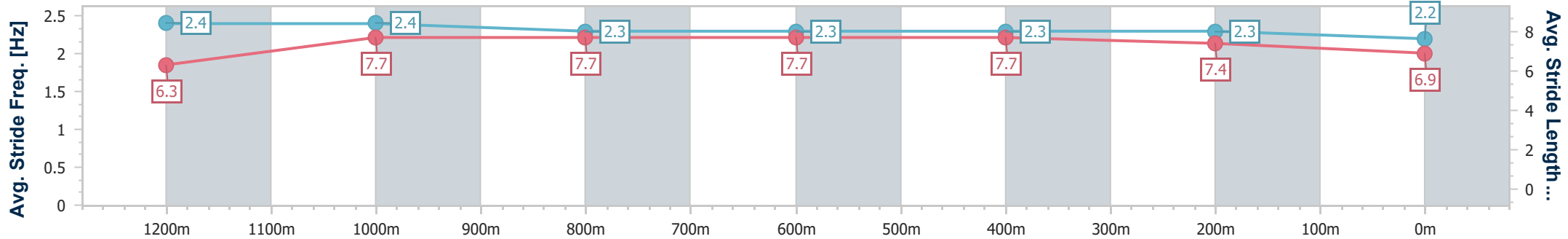
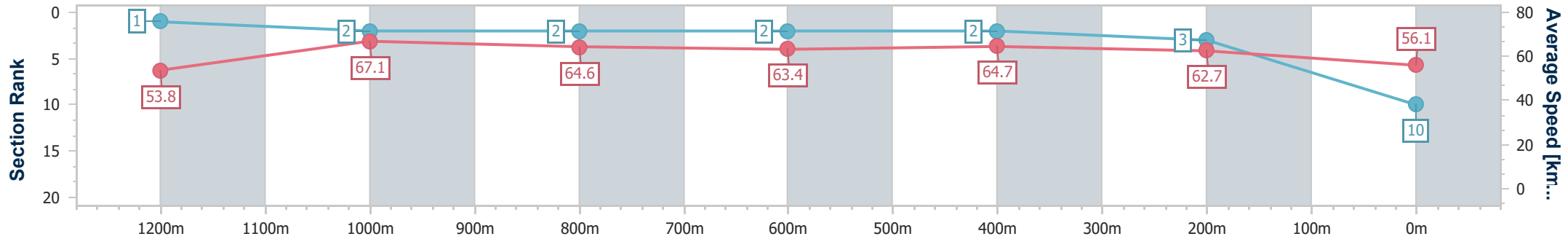
29 June 2024 - 16:00

Track Rating: Good 4, Weather: Fine, Rail Position: +6m 1600m-1000m; +7m Remainder



BRISBANE RACING CLUB

Section	Overall	1200m	1000m	800m	600m	400m	200m
Section Times	1:22.42 [10] (0:13.48)	1:08.94 [1] (0:10.72)	0:58.22 [2] (0:11.22)	0:47.00 [2] (0:11.42)	0:35.58 [2] (0:11.27)	0:24.31 [2] (0:11.44)	0:12.87 [3] (0:12.87)
Average Speed [km/h]	53.8	67.1	64.6	63.4	64.7	62.7	56.1
Top Speed [km/h]	68.9	68.8	65.6	64.0	65.6	65.1	59.9
Avg. Dist. to Rail [m]	7.7	2.6	1.4	1.4	2.1	7.8	7.7
Avg. Stride Freq. [Hz]	2.4	2.4	2.3	2.3	2.3	2.3	2.2
Avg. Stride Length [m]	6.3	7.7	7.7	7.7	7.7	7.4	6.9



- [] Ranking at each section and finish
- .-.- No data available at this section
- NA No data available



Horse/Jockey Name	More Secrets
Final Rank	11
Fastest Section Time (Section)	0:10.91 (1200m)
Top Speed [km/h] (Section)	67.5 (1200m)
Race State	Finished



Eagle Farm QLD Professional

Race 8: TATTERSALL'S TIARA - 1400m

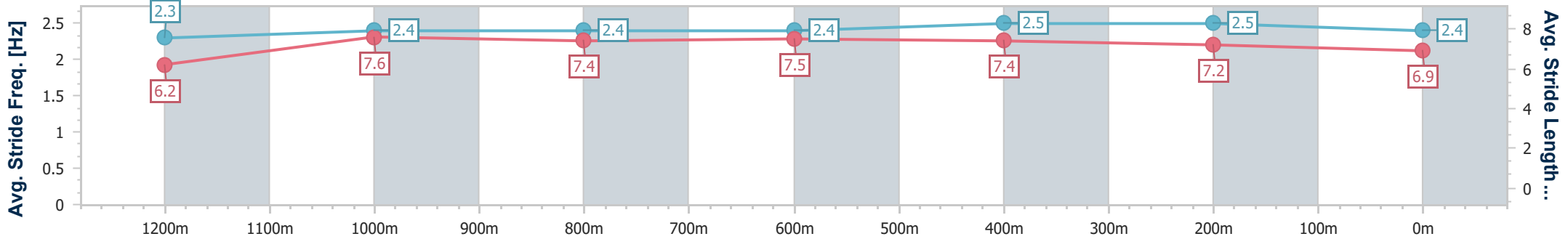
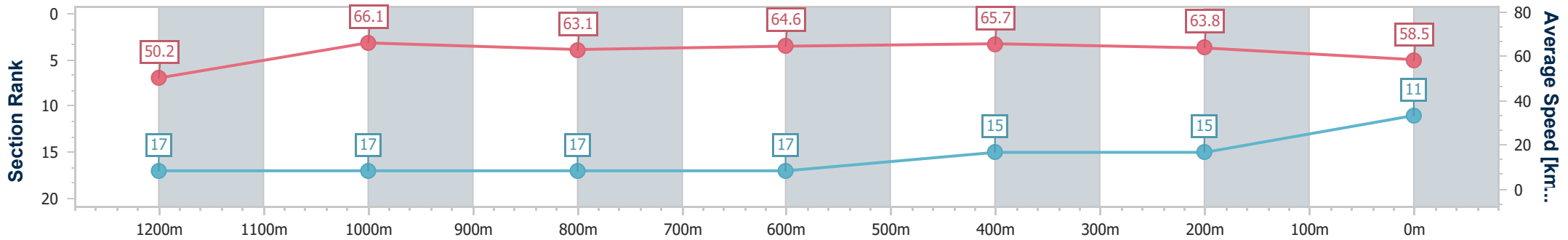
29 June 2024 - 16:00

Track Rating: Good 4, Weather: Fine, Rail Position: +6m 1600m-1000m; +7m Remainder



BRISBANE RACING CLUB

Section	Overall	1200m	1000m	800m	600m	400m	200m
Section Times	1:22.49 [11] (0:14.39)	1:08.10 [17] (0:10.91)	0:57.19 [17] (0:11.53)	0:45.66 [17] (0:11.14)	0:34.52 [17] (0:10.94)	0:23.58 [15] (0:11.27)	0:12.31 [15] (0:12.31)
Average Speed [km/h]	50.2	66.1	63.1	64.6	65.7	63.8	58.5
Top Speed [km/h]	66.2	67.5	66.8	67.3	66.6	65.2	61.7
Avg. Dist. to Rail [m]	6.9	2.6	2.3	0.8	0.9	4.6	4.3
Avg. Stride Freq. [Hz]	2.3	2.4	2.4	2.4	2.5	2.5	2.4
Avg. Stride Length [m]	6.2	7.6	7.4	7.5	7.4	7.2	6.9



- [] Ranking at each section and finish
- .-.- No data available at this section
- NA No data available



Horse/Jockey Name	Comrade Rosa
Final Rank	12
Fastest Section Time (Section)	0:10.83 (1200m)
Top Speed [km/h] (Section)	67.5 (1200m)
Race State	Finished



Eagle Farm QLD Professional

Race 8: TATTERSALL'S TIARA - 1400m

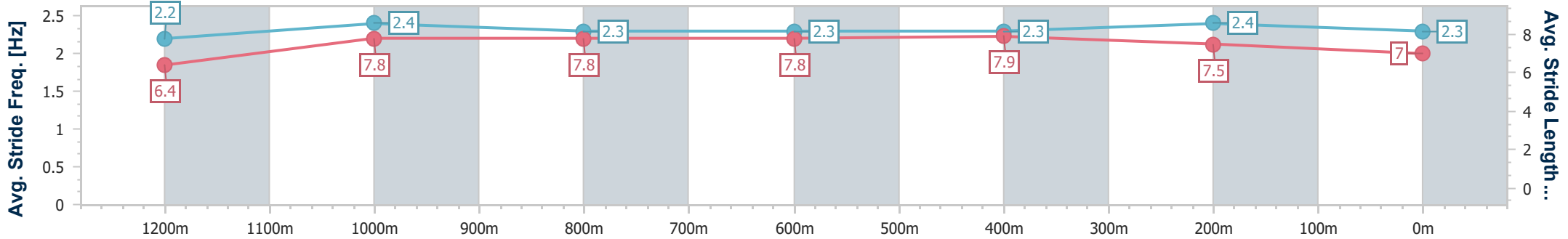
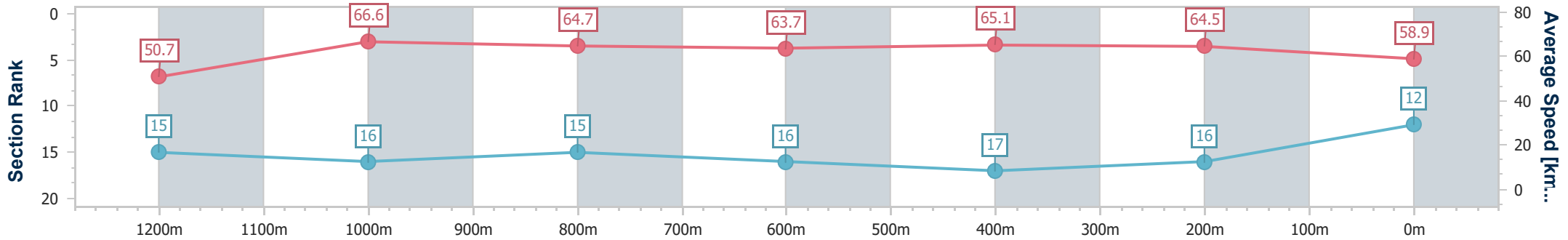
29 June 2024 - 16:00

Track Rating: Good 4, Weather: Fine, Rail Position: +6m 1600m-1000m; +7m Remainder



BRISBANE RACING CLUB

Section	Overall	1200m	1000m	800m	600m	400m	200m
Section Times	1:22.52 [12] (0:14.31)	1:08.21 [15] (0:10.83)	0:57.38 [16] (0:11.35)	0:46.03 [15] (0:11.40)	0:34.63 [16] (0:11.25)	0:23.38 [17] (0:11.16)	0:12.22 [16] (0:12.22)
Average Speed [km/h]	50.7	66.6	64.7	63.7	65.1	64.5	58.9
Top Speed [km/h]	66.6	67.5	66.1	65.6	66.2	66.0	61.9
Avg. Dist. to Rail [m]	12.5	4.3	3.7	2.6	3.1	12.1	13.5
Avg. Stride Freq. [Hz]	2.2	2.4	2.3	2.3	2.3	2.4	2.3
Avg. Stride Length [m]	6.4	7.8	7.8	7.8	7.9	7.5	7.0



- [] Ranking at each section and finish
- .-.- No data available at this section
- NA No data available



Horse/Jockey Name	Coco Jamboo
Final Rank	13
Fastest Section Time (Section)	0:10.93 (1200m)
Top Speed [km/h] (Section)	67.5 (1200m)
Race State	Finished



Eagle Farm QLD Professional

Race 8: TATTERSALL'S TIARA - 1400m

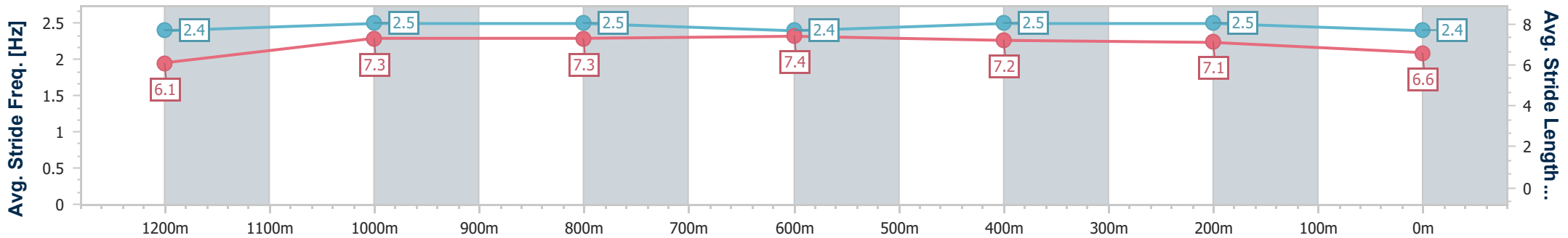
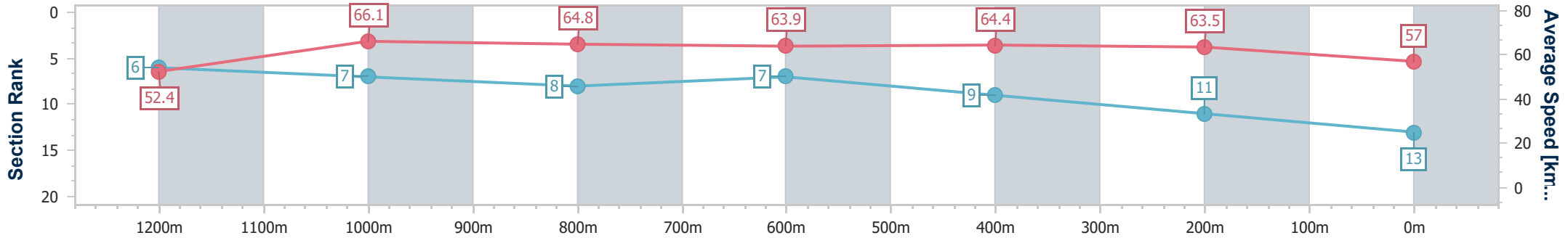
29 June 2024 - 16:00

Track Rating: Good 4, Weather: Fine, Rail Position: +6m 1600m-1000m; +7m Remainder



BRISBANE RACING CLUB

Section	Overall	1200m	1000m	800m	600m	400m	200m
Section Times	1:22.53 [13] (0:13.80)	1:08.73 [6] (0:10.93)	0:57.80 [7] (0:11.23)	0:46.57 [8] (0:11.33)	0:35.24 [7] (0:11.28)	0:23.96 [9] (0:11.32)	0:12.64 [11] (0:12.64)
Average Speed [km/h]	52.4	66.1	64.8	63.9	64.4	63.5	57.0
Top Speed [km/h]	66.7	67.5	66.2	65.4	65.1	64.9	60.4
Avg. Dist. to Rail [m]	4.4	3.0	1.8	1.9	1.5	6.9	6.7
Avg. Stride Freq. [Hz]	2.4	2.5	2.5	2.4	2.5	2.5	2.4
Avg. Stride Length [m]	6.1	7.3	7.3	7.4	7.2	7.1	6.6



- [] Ranking at each section and finish
- .-.- No data available at this section
- NA No data available



Horse/Jockey Name	Zoe's Promise
Final Rank	14
Fastest Section Time (Section)	0:10.64 (1200m)
Top Speed [km/h] (Section)	69.4 (1200m)
Race State	Finished



Eagle Farm QLD Professional

Race 8: TATTERSALL'S TIARA - 1400m

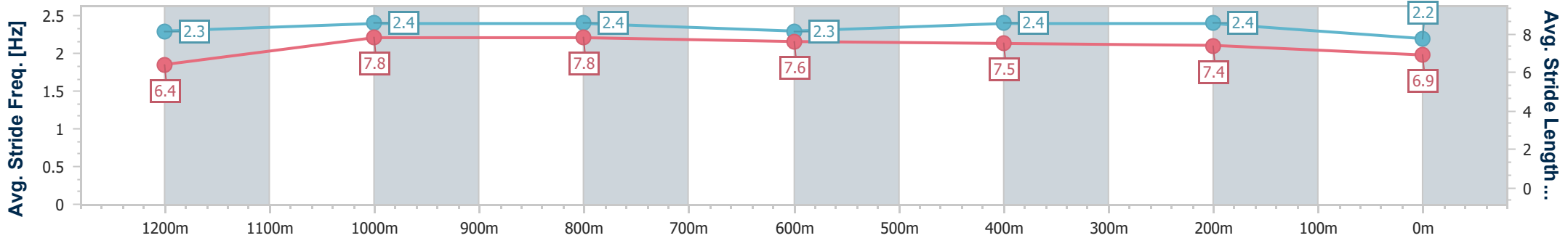
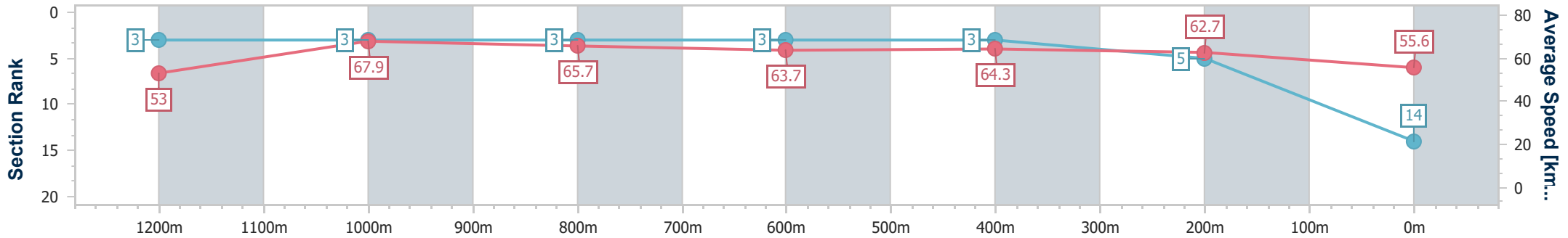
29 June 2024 - 16:00

Track Rating: Good 4, Weather: Fine, Rail Position: +6m 1600m-1000m; +7m Remainder



BRISBANE RACING CLUB

Section	Overall	1200m	1000m	800m	600m	400m	200m
Section Times	1:22.65 [14] (0:13.66)	1:08.99 [3] (0:10.64)	0:58.35 [3] (0:11.20)	0:47.15 [3] (0:11.42)	0:35.73 [3] (0:11.25)	0:24.48 [3] (0:11.50)	0:12.98 [5] (0:12.98)
Average Speed [km/h]	53.0	67.9	65.7	63.7	64.3	62.7	55.6
Top Speed [km/h]	69.2	69.4	67.2	65.0	65.4	65.1	59.5
Avg. Dist. to Rail [m]	11.2	6.4	4.2	2.7	1.1	8.1	8.9
Avg. Stride Freq. [Hz]	2.3	2.4	2.4	2.3	2.4	2.4	2.2
Avg. Stride Length [m]	6.4	7.8	7.8	7.6	7.5	7.4	6.9



- [] Ranking at each section and finish
- .-.- No data available at this section
- NA No data available



Horse/Jockey Name	Miss Joelene
Final Rank	15
Fastest Section Time (Section)	0:10.88 (1200m)
Top Speed [km/h] (Section)	67.2 (1200m)
Race State	Finished



Eagle Farm QLD Professional

Race 8: TATTERSALL'S TIARA - 1400m

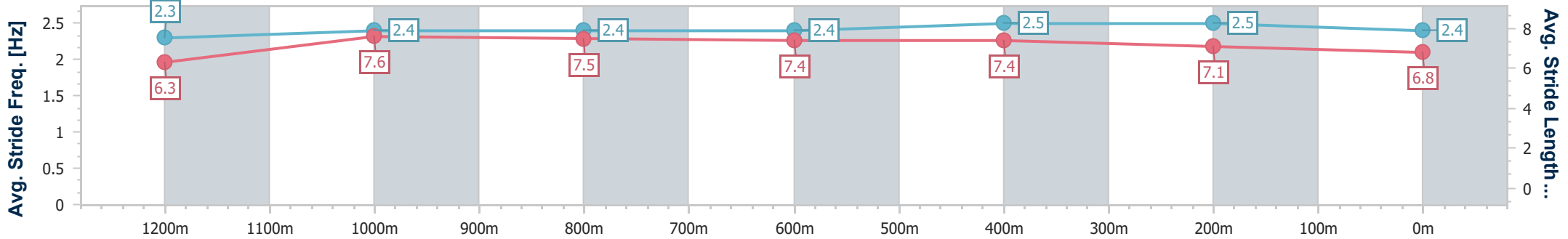
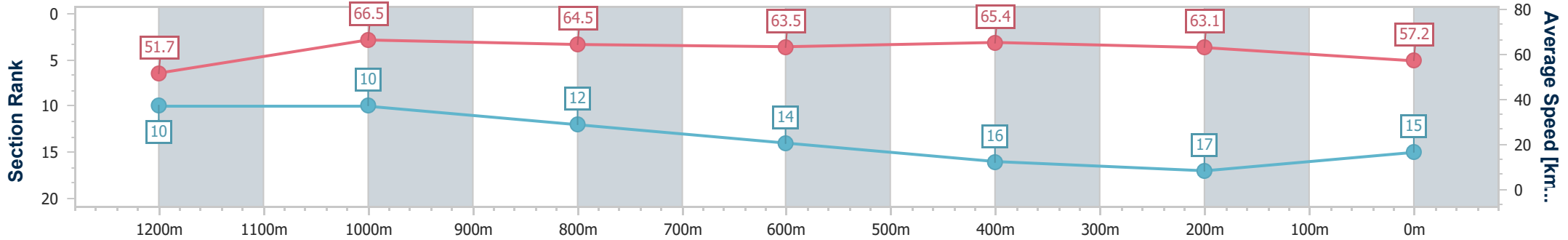
29 June 2024 - 16:00

Track Rating: Good 4, Weather: Fine, Rail Position: +6m 1600m-1000m; +7m Remainder



BRISBANE RACING CLUB

Section	Overall	1200m	1000m	800m	600m	400m	200m
Section Times	1:22.91 [15] (0:13.95)	1:08.96 [10] (0:10.88)	0:58.08 [10] (0:11.36)	0:46.72 [12] (0:11.51)	0:35.21 [14] (0:11.23)	0:23.98 [16] (0:11.38)	0:12.60 [17] (0:12.60)
Average Speed [km/h]	51.7	66.5	64.5	63.5	65.4	63.1	57.2
Top Speed [km/h]	66.1	67.2	66.0	64.4	66.4	65.3	62.0
Avg. Dist. to Rail [m]	8.3	4.3	3.6	3.6	3.7	10.6	9.7
Avg. Stride Freq. [Hz]	2.3	2.4	2.4	2.4	2.5	2.5	2.4
Avg. Stride Length [m]	6.3	7.6	7.5	7.4	7.4	7.1	6.8



- [] Ranking at each section and finish
- .-.- No data available at this section
- NA No data available



Horse/Jockey Name	Opal Ridge
Final Rank	16
Fastest Section Time (Section)	0:10.96 (1200m)
Top Speed [km/h] (Section)	67.6 (1200m)
Race State	Finished



Eagle Farm QLD Professional

Race 8: TATTERSALL'S TIARA - 1400m

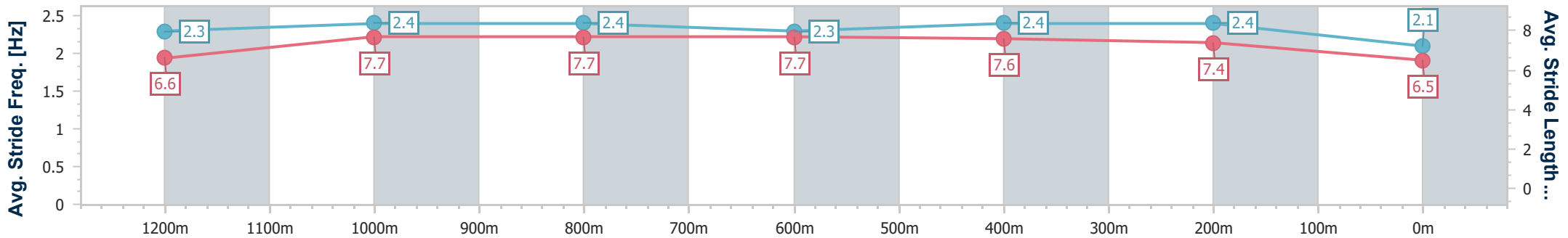
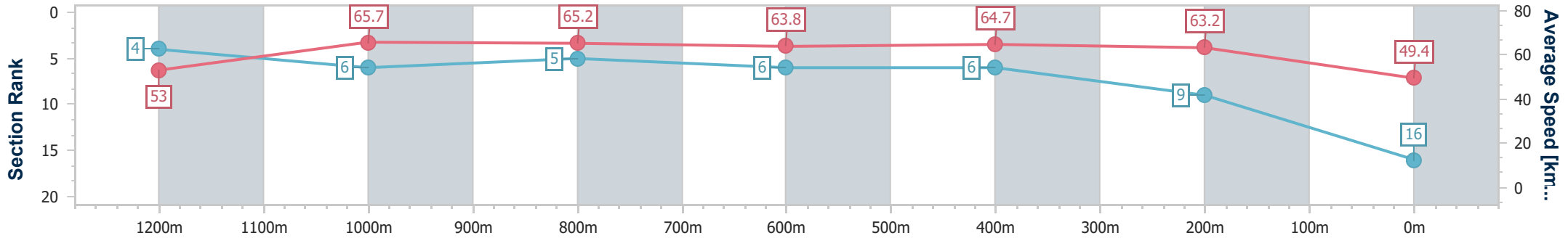
29 June 2024 - 16:00

Track Rating: Good 4, Weather: Fine, Rail Position: +6m 1600m-1000m; +7m Remainder



BRISBANE RACING CLUB

Section	Overall	1200m	1000m	800m	600m	400m	200m
Section Times	1:24.42 [16] (0:13.66)	1:10.76 [4] (0:10.96)	0:59.80 [6] (0:11.17)	0:48.63 [5] (0:11.40)	0:37.23 [6] (0:11.25)	0:25.98 [6] (0:11.42)	0:14.56 [9] (0:14.56)
Average Speed [km/h]	53.0	65.7	65.2	63.8	64.7	63.2	49.4
Top Speed [km/h]	66.6	67.6	66.1	65.5	66.2	66.3	58.6
Avg. Dist. to Rail [m]	3.4	1.6	2.1	2.9	2.2	6.5	6.4
Avg. Stride Freq. [Hz]	2.3	2.4	2.4	2.3	2.4	2.4	2.1
Avg. Stride Length [m]	6.6	7.7	7.7	7.7	7.6	7.4	6.5



- [] Ranking at each section and finish
- .-.- No data available at this section
- NA No data available



Horse/Jockey Name	Banana Queen
Final Rank	17
Fastest Section Time (Section)	0:10.91 (1200m)
Top Speed [km/h] (Section)	67.3 (1200m)
Race State	Finished



Eagle Farm QLD Professional

Race 8: TATTERSALL'S TIARA - 1400m

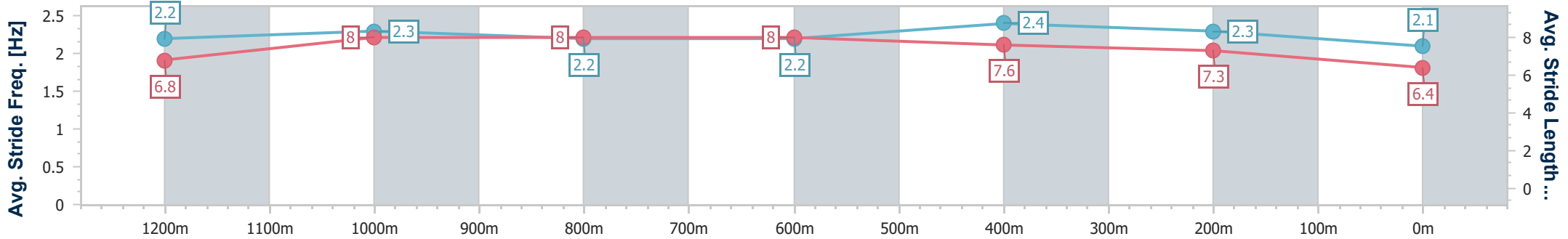
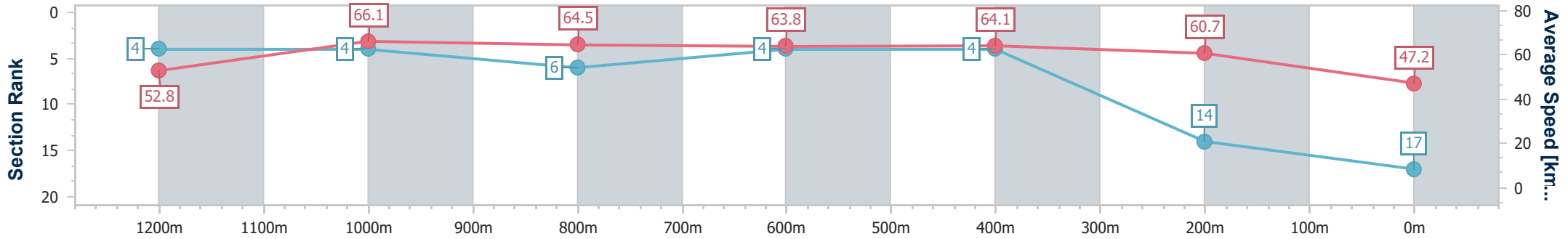
29 June 2024 - 16:00

Track Rating: Good 4, Weather: Fine, Rail Position: +6m 1600m-1000m; +7m Remainder



BRISBANE RACING CLUB

Section	Overall	1200m	1000m	800m	600m	400m	200m
Section Times	1:25.41 [17] (0:13.66)	1:11.75 [4] (0:10.91)	1:00.84 [4] (0:11.23)	0:49.61 [6] (0:11.33)	0:38.28 [4] (0:11.16)	0:27.12 [4] (0:11.85)	0:15.27 [14] (0:15.27)
Average Speed [km/h]	52.8	66.1	64.5	63.8	64.1	60.7	47.2
Top Speed [km/h]	66.4	67.3	65.4	64.5	65.4	63.7	57.2
Avg. Dist. to Rail [m]	3.3	2.5	1.3	0.2	0.8	4.1	4.6
Avg. Stride Freq. [Hz]	2.2	2.3	2.2	2.2	2.4	2.3	2.1
Avg. Stride Length [m]	6.8	8.0	8.0	8.0	7.6	7.3	6.4



- [] Ranking at each section and finish
- .-.- No data available at this section
- NA No data available



Eagle Farm QLD Professional

Race 9: EUREKA STUD W.J. HEALY STAKES - 1200m

29 June 2024 - 16:41



BRISBANE
RACING CLUB

Track Rating: Good 4, Weather: Fine, Rail Position: +6m 1600m-1000m; +7m Remainder

Section		Field Times											Last 600m	
		Overall	1000m	800m	600m	400m	200m						0:33.90	
		1:09.02 (0:13.35)	0:55.67 (0:10.76)	0:44.91 (0:11.01)	0:33.90 (0:11.13)	0:22.77 (0:10.87)	0:11.90 (0:11.90)							
Rank	TAB Horse/Jockey	Barrier	Top Speed [km/h]	Fastest Section									Margin	Distance Travelled [m]
1	5 ZARASTRO Angela Jones	6	68.8 1000m	0:10.67 1000m	1:09.02 [1] (0:13.44)	0:55.58 [2] (0:10.67)	0:44.91 [1] (0:11.01)	0:33.90 [1] (0:11.13)	0:22.77 [1] (0:10.87)	0:11.90 [1] (0:11.90)	1:09.02	0:33.90		
2	8 GHAANATI Blake Shinn	7	69.1 Overall	0:10.84 1000m	1:09.31 [2] (0:13.35)	0:55.96 [1] (0:10.84)	0:45.12 [2] (0:11.12)	0:34.00 [2] (0:11.08)	0:22.92 [2] (0:10.90)	0:12.02 [2] (0:12.02)	1.7L	0:34.00	+9	
3	20 HATCHET Ron Stewart	3	69.4 1000m	0:10.80 400m	1:09.36 [3] (0:13.56)	0:55.80 [4] (0:10.87)	0:44.93 [6] (0:11.20)	0:33.73 [7] (0:10.99)	0:22.74 [5] (0:10.80)	0:11.94 [4] (0:11.94)	2L	0:33.73	+8	
4	12 TASHI Tom Sherry	13	69.2 400m	0:10.76 400m	1:09.38 [4] (0:14.02)	0:55.36 [13] (0:10.95)	0:44.41 [14] (0:10.93)	0:33.48 [12] (0:10.98)	0:22.50 [12] (0:10.76)	0:11.74 [10] (0:11.74)	2.11L	0:33.48	+10	
5	9 KING KAPA Tommy Berry	8	69.7 1000m	0:10.75 1000m	1:09.40 [5] (0:13.53)	0:55.87 [3] (0:10.75)	0:45.12 [3] (0:11.09)	0:34.03 [4] (0:11.11)	0:22.92 [4] (0:10.88)	0:12.04 [3] (0:12.04)	2.22L	0:34.03	+9	
6	17 KA BLING Tyler Schiller	14	68.7 800m	0:10.86 400m	1:09.45 [6] (0:13.87)	0:55.58 [8] (0:10.90)	0:44.68 [10] (0:10.88)	0:33.80 [8] (0:11.11)	0:22.69 [8] (0:10.86)	0:11.83 [9] (0:11.83)	2.55L	0:33.80	+13	
7	13 DEEPOUR Dylan Gibbons	11	69.1 400m	0:10.73 400m	1:09.49 [7] (0:14.02)	0:55.47 [12] (0:10.87)	0:44.60 [12] (0:11.08)	0:33.52 [13] (0:10.99)	0:22.53 [13] (0:10.73)	0:11.80 [12] (0:11.80)	2.77L	0:33.52	+7	
8	6 SHOOTING FOR GOLD Billy Egan	4	68.4 1000m	0:10.75 1000m	1:09.53 [8] (0:14.09)	0:55.44 [15] (0:10.75)	0:44.69 [11] (0:11.01)	0:33.68 [11] (0:11.00)	0:22.68 [11] (0:10.82)	0:11.86 [11] (0:11.86)	2.99L	0:33.68	+0	
9	11 MISHANI SNIPER Reece Jones	2	68.2 1000m	0:10.80 400m	1:09.56 [9] (0:13.88)	0:55.68 [9] (0:10.85)	0:44.83 [9] (0:11.05)	0:33.78 [10] (0:11.01)	0:22.77 [10] (0:10.80)	0:11.97 [6] (0:11.97)	3.17L	0:33.78	+4	
10	21 SHALAA'S MOMENT Nikita Beriman	18	68.5 400m	0:10.79 400m	1:09.59 [10] (0:14.08)	0:55.51 [14] (0:11.01)	0:44.50 [15] (0:10.95)	0:33.55 [15] (0:11.06)	0:22.49 [15] (0:10.79)	0:11.70 [13] (0:11.70)	3.34L	0:33.55	+9	

Scratched: Dashing Legend (#16), Jigsaw (#3), Kalino (#7), Willinga Beast (#18), Semillion (#10)

Report Created: Sat 29 June 2024 16:54 GMT+10 (Note: Timing is based on position data)

Page 1/18

[] Ranking at each section and finish
 -:-:- No data available at this section
 NA No data available

SCN Saddle cloth number
 DNF Did not finish
 DNT Did not track

data processed by TRIPLESDATA



Eagle Farm QLD Professional

Race 9: EUREKA STUD W.J. HEALY STAKES - 1200m

29 June 2024 - 16:41



BRISBANE
RACING CLUB

Track Rating: Good 4, Weather: Fine, Rail Position: +6m 1600m-1000m; +7m Remainder

Section		Overall	1000m	800m	600m	400m	200m	Last 600m					
Field Times		1:09.02 (0:13.35)	0:55.67 (0:10.76)	0:44.91 (0:11.01)	0:33.90 (0:11.13)	0:22.77 (0:10.87)	0:11.90 (0:11.90)	0:33.90					
Rank	TAB Horse/Jockey	Barrier	Top Speed [km/h]	Fastest Section	Margin								Distance Travelled [m]
11	14 IOWNA MERC Damien Thornton	5	69.5 1000m	0:10.71 1000m	1:09.65 [11] (0:13.93)	0:55.72 [10] (0:10.71)	0:45.01 [7] (0:11.10)	0:33.91 [9] (0:11.05)	0:22.86 [9] (0:10.82)	0:12.04 [8] (0:12.04)	3.69L	0:33.91	+4
12	15 WHAT YOU NEED Robbie Dolan	17	69.7 1000m	0:10.85 800m	1:09.87 [12] (0:14.33)	0:55.54 [16] (0:10.97)	0:44.57 [16] (0:10.85)	0:33.72 [16] (0:11.03)	0:22.69 [16] (0:10.85)	0:11.84 [15] (0:11.84)	5.02L	0:33.72	+12
13	19 SWEET MARGOT MAY Cejay Graham	1	68.0 1000m	0:10.72 1000m	1:09.89 [13] (0:13.69)	0:56.20 [6] (0:10.72)	0:45.48 [5] (0:10.95)	0:34.53 [3] (0:11.05)	0:23.48 [3] (0:11.09)	0:12.39 [5] (0:12.39)	5.1L	0:34.53	+1
14	2 ALL THAT PIZAZZ Ryan Maloney	12	68.4 1000m	0:10.86 1000m	1:10.27 [14] (0:13.79)	0:56.48 [7] (0:10.86)	0:45.62 [8] (0:10.93)	0:34.69 [6] (0:11.06)	0:23.63 [6] (0:10.96)	0:12.67 [7] (0:12.67)	7.35L	0:34.69	+8
15	4 THE BIG GOODBYE Martin Harley	9	68.9 1000m	0:10.94 1000m	1:10.37 [15] (0:14.00)	0:56.37 [11] (0:10.94)	0:45.43 [13] (0:11.08)	0:34.35 [14] (0:11.06)	0:23.29 [14] (0:11.04)	0:12.25 [16] (0:12.25)	7.96L	0:34.35	+8
16	1 PRINCE OF BOOM Tim Clark	15	69.7 1000m	0:10.82 1000m	1:11.06 [16] (0:13.59)	0:57.47 [5] (0:10.82)	0:46.65 [4] (0:11.02)	0:35.63 [5] (0:11.23)	0:24.40 [7] (0:11.36)	0:13.04 [14] (0:13.04)	12.01L	0:35.63	+16

Scratched: Dashing Legend (#16), Jigsaw (#3), Kalino (#7), Willinga Beast (#18), Semillion (#10)

[] Ranking at each section and finish
 -:-:- No data available at this section
 NA No data available

SCN Saddle cloth number
 DNF Did not finish
 DNT Did not track



Horse/Jockey Name	Zarastro
Final Rank	1
Fastest Section Time (Section)	0:10.67 (1000m)
Top Speed [km/h] (Section)	68.8 (1000m)
Race State	Finished



Eagle Farm QLD Professional

Race 9: EUREKA STUD W.J. HEALY STAKES - 1200m

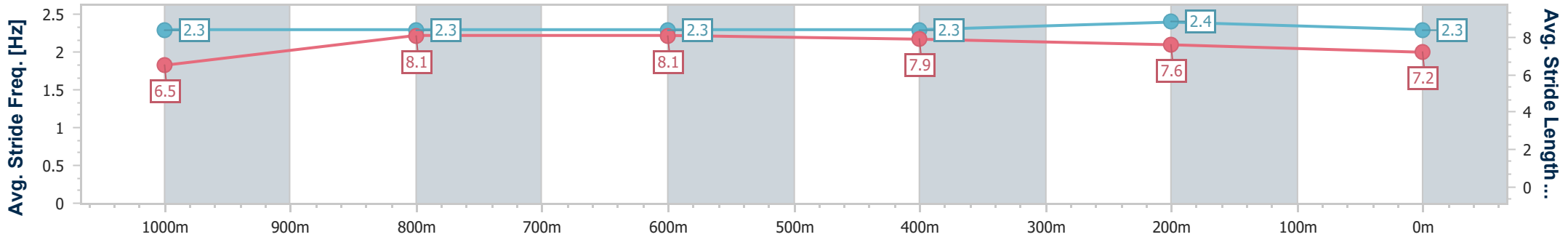
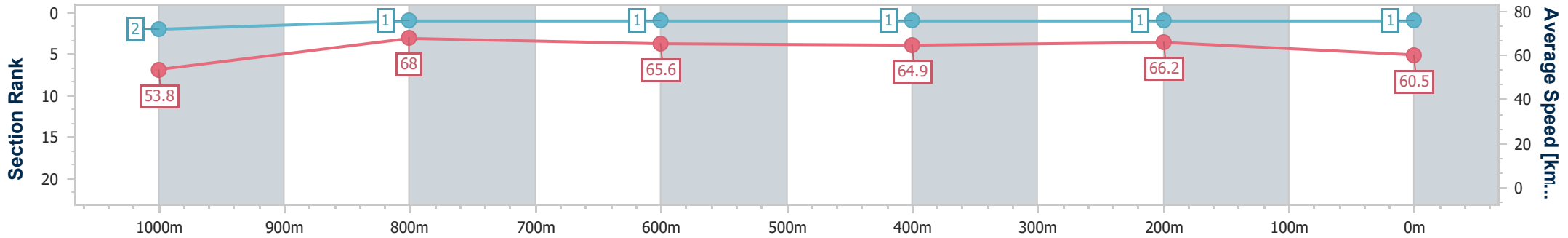
29 June 2024 - 16:41

Track Rating: Good 4, Weather: Fine, Rail Position: +6m 1600m-1000m; +7m Remainder



BRISBANE RACING CLUB

Section	Overall	1000m	800m	600m	400m	200m
Section Times	1:09.02 [1] (0:13.44)	0:55.58 [2] (0:10.67)	0:44.91 [1] (0:11.01)	0:33.90 [1] (0:11.13)	0:22.77 [1] (0:10.87)	0:11.90 [1] (0:11.90)
Average Speed [km/h]	53.8	68.0	65.6	64.9	66.2	60.5
Top Speed [km/h]	68.1	68.8	67.4	66.3	67.2	64.6
Avg. Dist. to Rail [m]	4.4	1.7	1.0	0.7	3.2	3.0
Avg. Stride Freq. [Hz]	2.3	2.3	2.3	2.3	2.4	2.3
Avg. Stride Length [m]	6.5	8.1	8.1	7.9	7.6	7.2



- [] Ranking at each section and finish
- .-.- No data available at this section
- NA No data available



Horse/Jockey Name	Ghaanati
Final Rank	2
Fastest Section Time (Section)	0:10.84 (1000m)
Top Speed [km/h] (Section)	69.1 (Overall)
Race State	Finished



Eagle Farm QLD Professional

Race 9: EUREKA STUD W.J. HEALY STAKES - 1200m

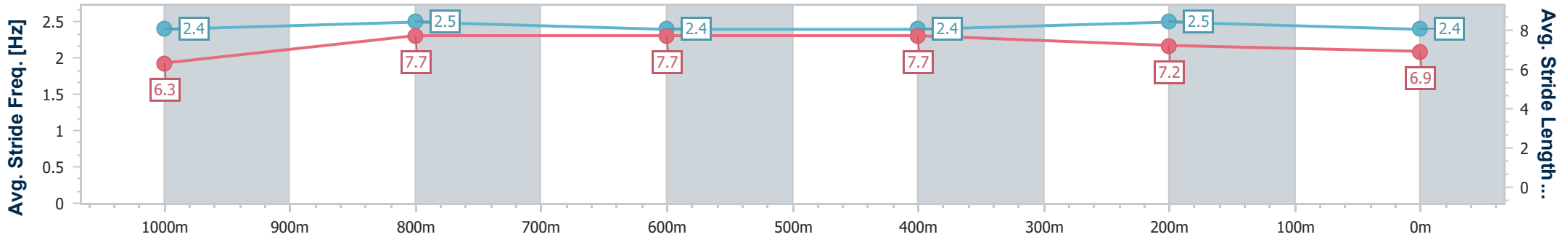
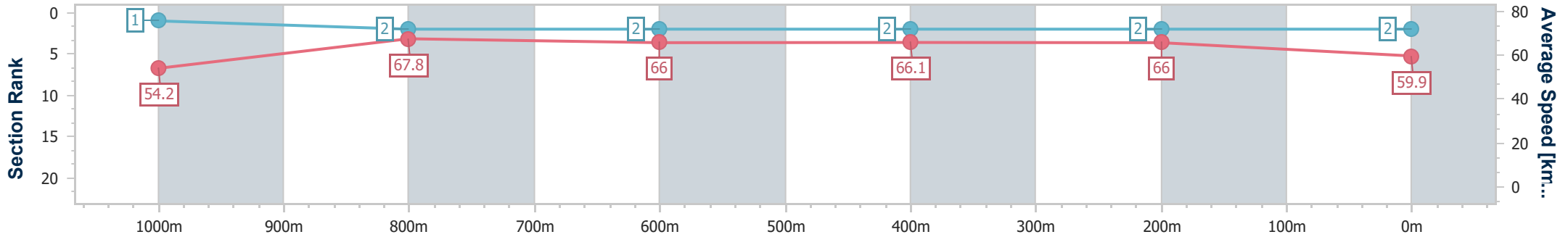
29 June 2024 - 16:41

Track Rating: Good 4, Weather: Fine, Rail Position: +6m 1600m-1000m; +7m Remainder



BRISBANE RACING CLUB

Section	Overall	1000m	800m	600m	400m	200m
Section Times	1:09.31 [2] (0:13.35)	0:55.96 [1] (0:10.84)	0:45.12 [2] (0:11.12)	0:34.00 [2] (0:11.08)	0:22.92 [2] (0:10.90)	0:12.02 [2] (0:12.02)
Average Speed [km/h]	54.2	67.8	66.0	66.1	66.0	59.9
Top Speed [km/h]	69.1	69.0	68.0	67.5	67.7	64.1
Avg. Dist. to Rail [m]	5.8	4.4	4.3	3.2	5.4	5.1
Avg. Stride Freq. [Hz]	2.4	2.5	2.4	2.4	2.5	2.4
Avg. Stride Length [m]	6.3	7.7	7.7	7.7	7.2	6.9



- [] Ranking at each section and finish
- .-.- No data available at this section
- NA No data available



Horse/Jockey Name	Hatchet
Final Rank	3
Fastest Section Time (Section)	0:10.80 (400m)
Top Speed [km/h] (Section)	69.4 (1000m)
Race State	Finished



Eagle Farm QLD Professional

Race 9: EUREKA STUD W.J. HEALY STAKES - 1200m

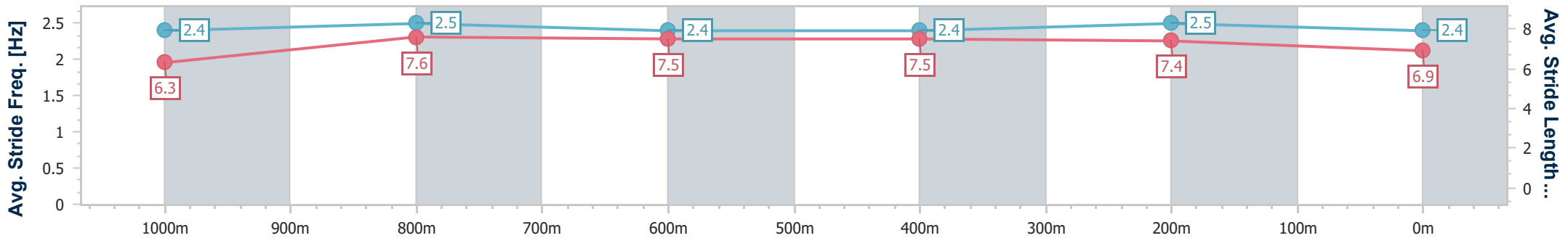
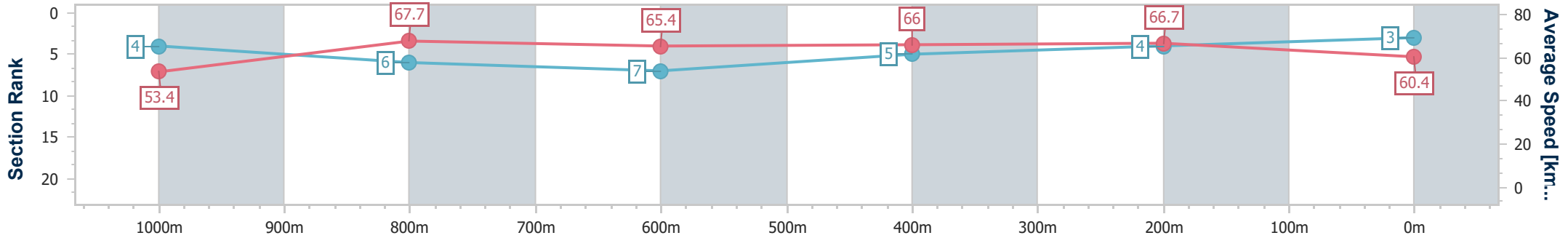
29 June 2024 - 16:41

Track Rating: Good 4, Weather: Fine, Rail Position: +6m 1600m-1000m; +7m Remainder



BRISBANE RACING CLUB

Section	Overall	1000m	800m	600m	400m	200m
Section Times	1:09.36 [3] (0:13.56)	0:55.80 [4] (0:10.87)	0:44.93 [6] (0:11.20)	0:33.73 [7] (0:10.99)	0:22.74 [5] (0:10.80)	0:11.94 [4] (0:11.94)
Average Speed [km/h]	53.4	67.7	65.4	66.0	66.7	60.4
Top Speed [km/h]	68.1	69.4	67.3	67.6	68.0	64.3
Avg. Dist. to Rail [m]	3.1	4.6	4.3	2.1	4.8	3.5
Avg. Stride Freq. [Hz]	2.4	2.5	2.4	2.4	2.5	2.4
Avg. Stride Length [m]	6.3	7.6	7.5	7.5	7.4	6.9



- [] Ranking at each section and finish
- .-.- No data available at this section
- NA No data available



Horse/Jockey Name	Tashi
Final Rank	4
Fastest Section Time (Section)	0:10.76 (400m)
Top Speed [km/h] (Section)	69.2 (400m)
Race State	Finished



Eagle Farm QLD Professional

Race 9: EUREKA STUD W.J. HEALY STAKES - 1200m

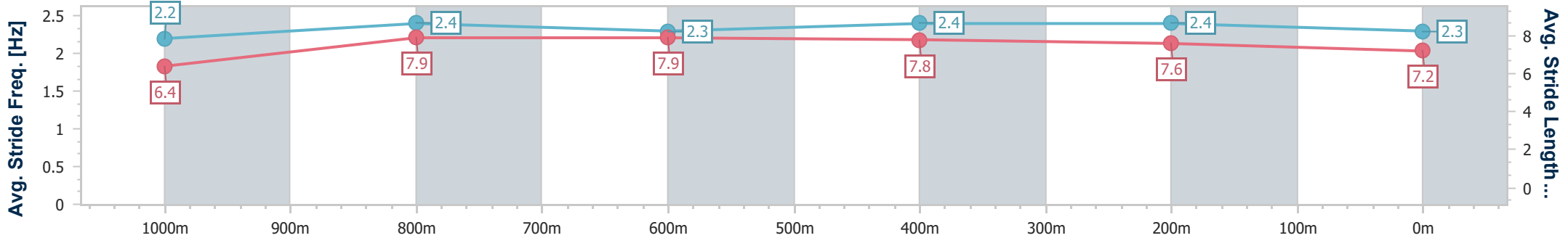
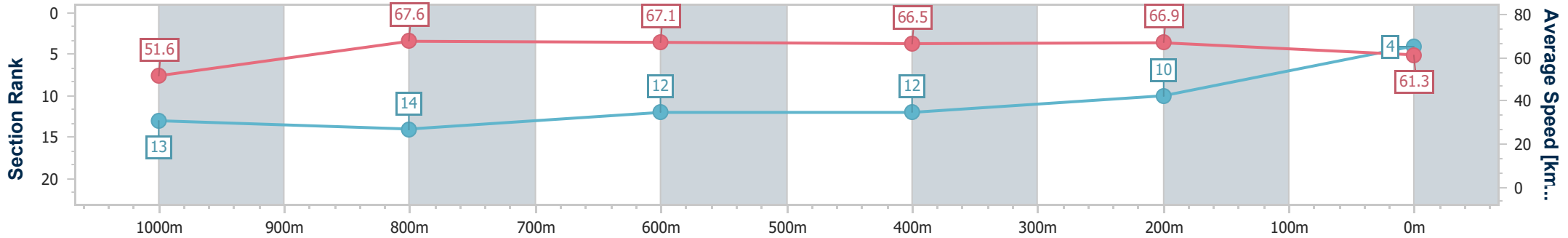
29 June 2024 - 16:41

Track Rating: Good 4, Weather: Fine, Rail Position: +6m 1600m-1000m; +7m Remainder



BRISBANE RACING CLUB

Section	Overall	1000m	800m	600m	400m	200m
Section Times	1:09.38 [4] (0:14.02)	0:55.36 [13] (0:10.95)	0:44.41 [14] (0:10.93)	0:33.48 [12] (0:10.98)	0:22.50 [12] (0:10.76)	0:11.74 [10] (0:11.74)
Average Speed [km/h]	51.6	67.6	67.1	66.5	66.9	61.3
Top Speed [km/h]	66.9	69.1	68.3	68.6	69.2	65.4
Avg. Dist. to Rail [m]	9.9	5.6	4.0	3.3	9.7	9.9
Avg. Stride Freq. [Hz]	2.2	2.4	2.3	2.4	2.4	2.3
Avg. Stride Length [m]	6.4	7.9	7.9	7.8	7.6	7.2



- [] Ranking at each section and finish
- .-.- No data available at this section
- NA No data available



Horse/Jockey Name	King Kapa
Final Rank	5
Fastest Section Time (Section)	0:10.75 (1000m)
Top Speed [km/h] (Section)	69.7 (1000m)
Race State	Finished



Eagle Farm QLD Professional

Race 9: EUREKA STUD W.J. HEALY STAKES - 1200m

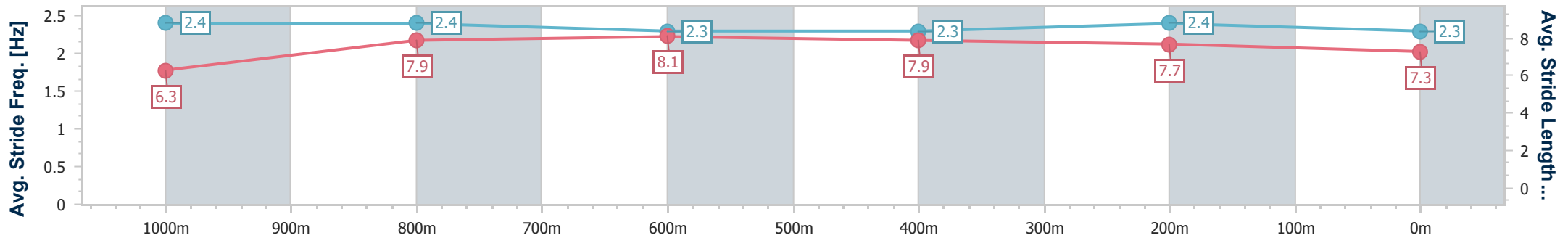
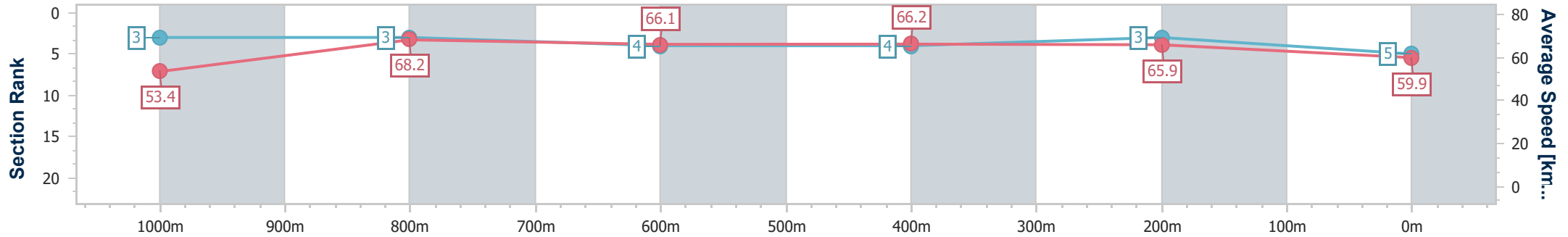
29 June 2024 - 16:41

Track Rating: Good 4, Weather: Fine, Rail Position: +6m 1600m-1000m; +7m Remainder



BRISBANE RACING CLUB

Section	Overall	1000m	800m	600m	400m	200m
Section Times	1:09.40 [5] (0:13.53)	0:55.87 [3] (0:10.75)	0:45.12 [3] (0:11.09)	0:34.03 [4] (0:11.11)	0:22.92 [4] (0:10.88)	0:12.04 [3] (0:12.04)
Average Speed [km/h]	53.4	68.2	66.1	66.2	65.9	59.9
Top Speed [km/h]	69.7	69.7	67.7	67.1	67.4	63.8
Avg. Dist. to Rail [m]	7.4	3.9	4.4	3.7	6.6	6.0
Avg. Stride Freq. [Hz]	2.4	2.4	2.3	2.3	2.4	2.3
Avg. Stride Length [m]	6.3	7.9	8.1	7.9	7.7	7.3



- [] Ranking at each section and finish
- .-.- No data available at this section
- NA No data available



Horse/Jockey Name	Ka Bling
Final Rank	6
Fastest Section Time (Section)	0:10.86 (400m)
Top Speed [km/h] (Section)	68.7 (800m)
Race State	Finished



Eagle Farm QLD Professional

Race 9: EUREKA STUD W.J. HEALY STAKES - 1200m

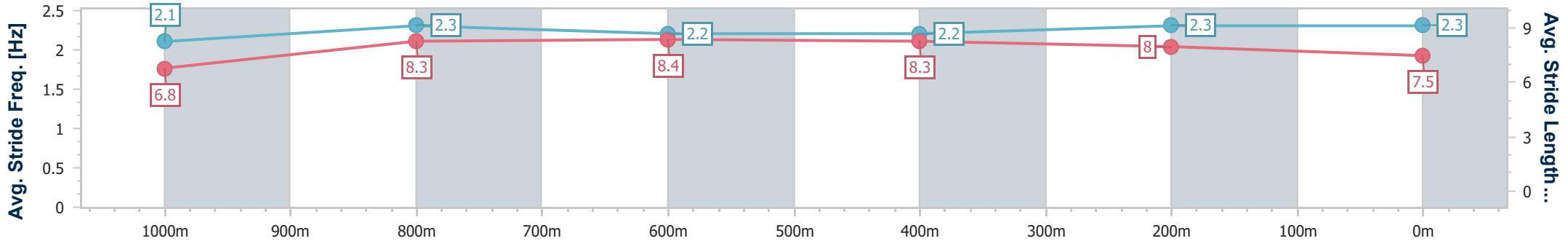
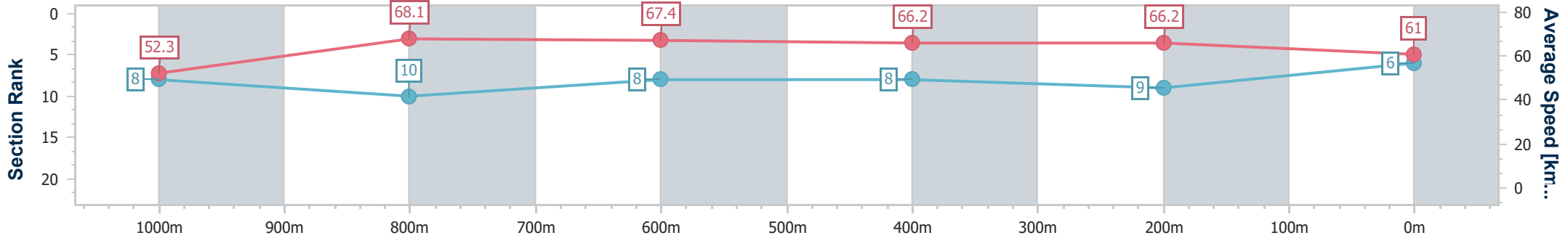
29 June 2024 - 16:41

Track Rating: Good 4, Weather: Fine, Rail Position: +6m 1600m-1000m; +7m Remainder



BRISBANE RACING CLUB

Section	Overall	1000m	800m	600m	400m	200m
Section Times	1:09.45 [6] (0:13.87)	0:55.58 [8] (0:10.90)	0:44.68 [10] (0:10.88)	0:33.80 [8] (0:11.11)	0:22.69 [8] (0:10.86)	0:11.83 [9] (0:11.83)
Average Speed [km/h]	52.3	68.1	67.4	66.2	66.2	61.0
Top Speed [km/h]	67.0	68.7	68.7	67.8	67.7	64.3
Avg. Dist. to Rail [m]	11.8	6.1	4.3	4.9	9.4	7.6
Avg. Stride Freq. [Hz]	2.1	2.3	2.2	2.2	2.3	2.3
Avg. Stride Length [m]	6.8	8.3	8.4	8.3	8.0	7.5



- [] Ranking at each section and finish
- .-.- No data available at this section
- NA No data available



Horse/Jockey Name	Deepour
Final Rank	7
Fastest Section Time (Section)	0:10.73 (400m)
Top Speed [km/h] (Section)	69.1 (400m)
Race State	Finished



Eagle Farm QLD Professional

Race 9: EUREKA STUD W.J. HEALY STAKES - 1200m

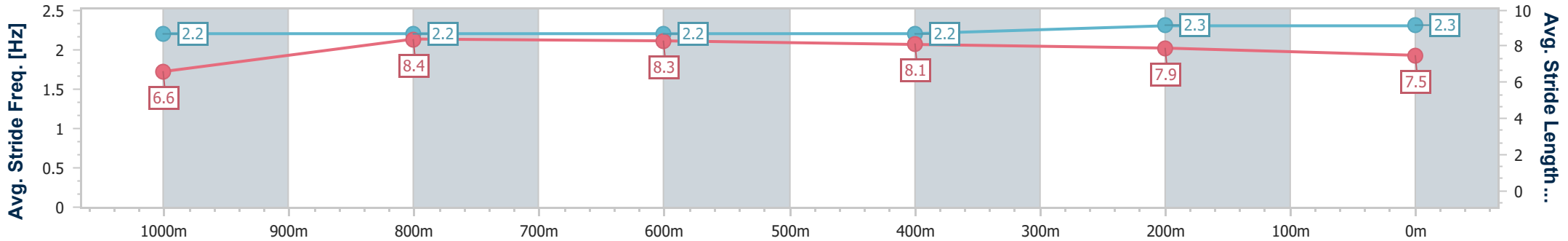
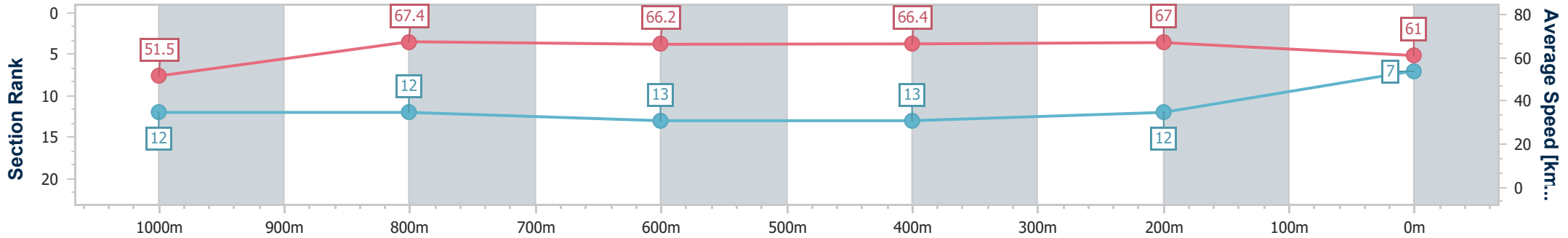
29 June 2024 - 16:41

Track Rating: Good 4, Weather: Fine, Rail Position: +6m 1600m-1000m; +7m Remainder



BRISBANE RACING CLUB

Section	Overall	1000m	800m	600m	400m	200m
Section Times	1:09.49 [7] (0:14.02)	0:55.47 [12] (0:10.87)	0:44.60 [12] (0:11.08)	0:33.52 [13] (0:10.99)	0:22.53 [13] (0:10.73)	0:11.80 [12] (0:11.80)
Average Speed [km/h]	51.5	67.4	66.2	66.4	67.0	61.0
Top Speed [km/h]	66.1	68.3	68.4	69.1	69.1	64.7
Avg. Dist. to Rail [m]	7.4	3.5	4.0	2.5	4.9	5.7
Avg. Stride Freq. [Hz]	2.2	2.2	2.2	2.2	2.3	2.3
Avg. Stride Length [m]	6.6	8.4	8.3	8.1	7.9	7.5



- [] Ranking at each section and finish
- .-.- No data available at this section
- NA No data available



Horse/Jockey Name	Shooting For Gold
Final Rank	8
Fastest Section Time (Section)	0:10.75 (1000m)
Top Speed [km/h] (Section)	68.4 (1000m)
Race State	Finished



Eagle Farm QLD Professional

Race 9: EUREKA STUD W.J. HEALY STAKES - 1200m

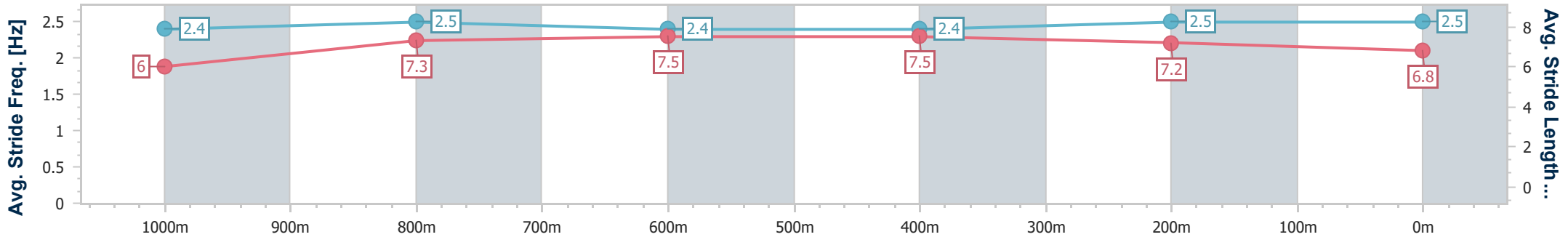
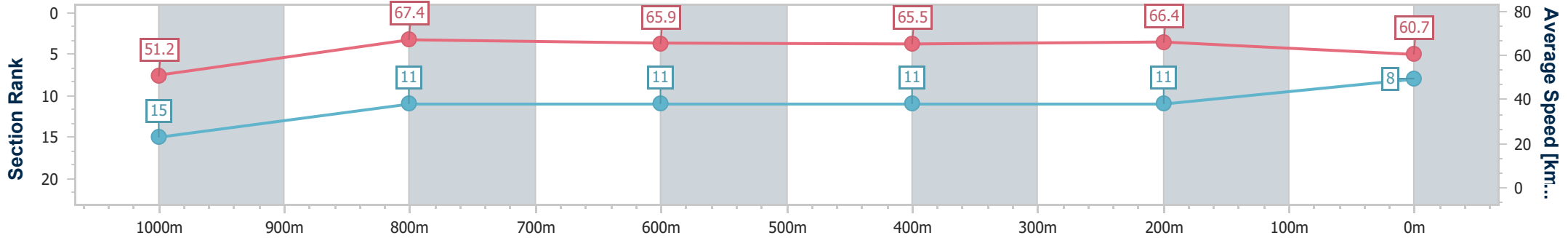
29 June 2024 - 16:41

Track Rating: Good 4, Weather: Fine, Rail Position: +6m 1600m-1000m; +7m Remainder



BRISBANE RACING CLUB

Section	Overall	1000m	800m	600m	400m	200m
Section Times	1:09.53 [8] (0:14.09)	0:55.44 [15] (0:10.75)	0:44.69 [11] (0:11.01)	0:33.68 [11] (0:11.00)	0:22.68 [11] (0:10.82)	0:11.86 [11] (0:11.86)
Average Speed [km/h]	51.2	67.4	65.9	65.5	66.4	60.7
Top Speed [km/h]	65.6	68.4	68.1	66.5	67.6	64.8
Avg. Dist. to Rail [m]	3.1	1.5	1.2	0.5	1.6	1.2
Avg. Stride Freq. [Hz]	2.4	2.5	2.4	2.4	2.5	2.5
Avg. Stride Length [m]	6.0	7.3	7.5	7.5	7.2	6.8



- [] Ranking at each section and finish
- .-.- No data available at this section
- NA No data available



Horse/Jockey Name	Mishani Sniper
Final Rank	9
Fastest Section Time (Section)	0:10.80 (400m)
Top Speed [km/h] (Section)	68.2 (1000m)
Race State	Finished



Eagle Farm QLD Professional

Race 9: EUREKA STUD W.J. HEALY STAKES - 1200m

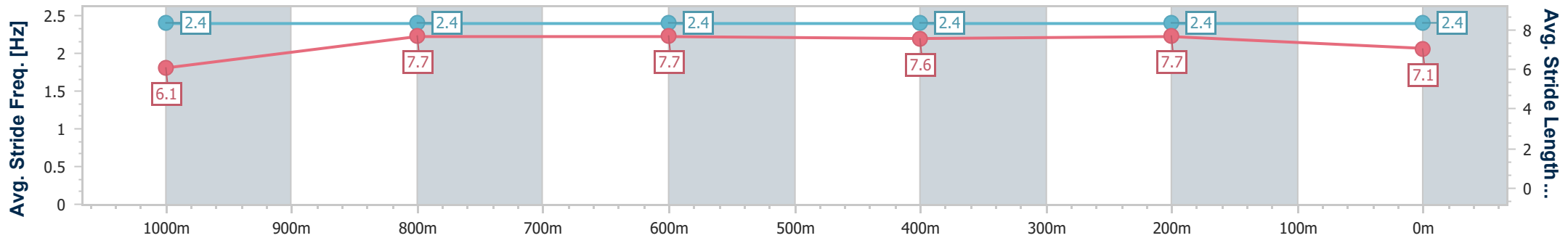
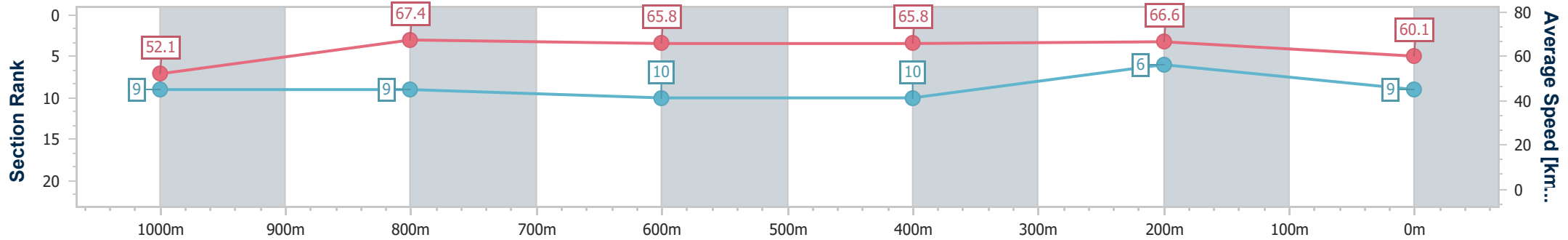
29 June 2024 - 16:41

Track Rating: Good 4, Weather: Fine, Rail Position: +6m 1600m-1000m; +7m Remainder



BRISBANE RACING CLUB

Section	Overall	1000m	800m	600m	400m	200m
Section Times	1:09.56 [9] (0:13.88)	0:55.68 [9] (0:10.85)	0:44.83 [9] (0:11.05)	0:33.78 [10] (0:11.01)	0:22.77 [10] (0:10.80)	0:11.97 [6] (0:11.97)
Average Speed [km/h]	52.1	67.4	65.8	65.8	66.6	60.1
Top Speed [km/h]	65.9	68.2	67.6	68.0	68.1	63.6
Avg. Dist. to Rail [m]	2.5	3.2	2.3	1.6	0.9	0.6
Avg. Stride Freq. [Hz]	2.4	2.4	2.4	2.4	2.4	2.4
Avg. Stride Length [m]	6.1	7.7	7.7	7.6	7.7	7.1



- [] Ranking at each section and finish
- .-.- No data available at this section
- NA No data available



Horse/Jockey Name	Shalaa's Moment
Final Rank	10
Fastest Section Time (Section)	0:10.79 (400m)
Top Speed [km/h] (Section)	68.5 (400m)
Race State	Finished



Eagle Farm QLD Professional

Race 9: EUREKA STUD W.J. HEALY STAKES - 1200m

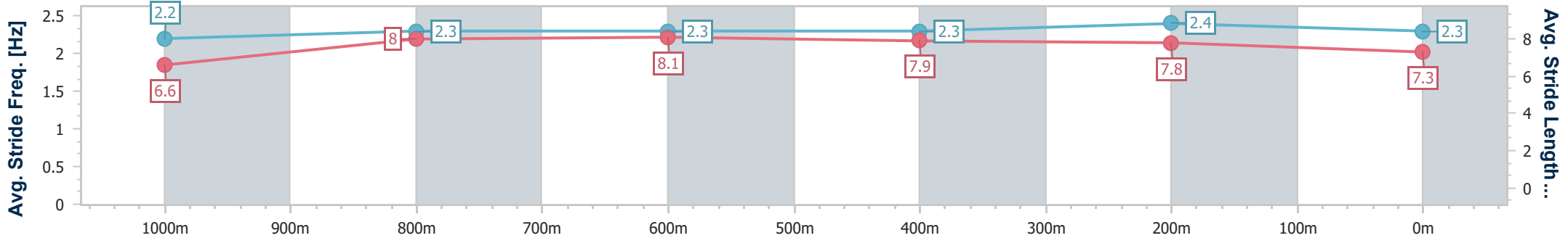
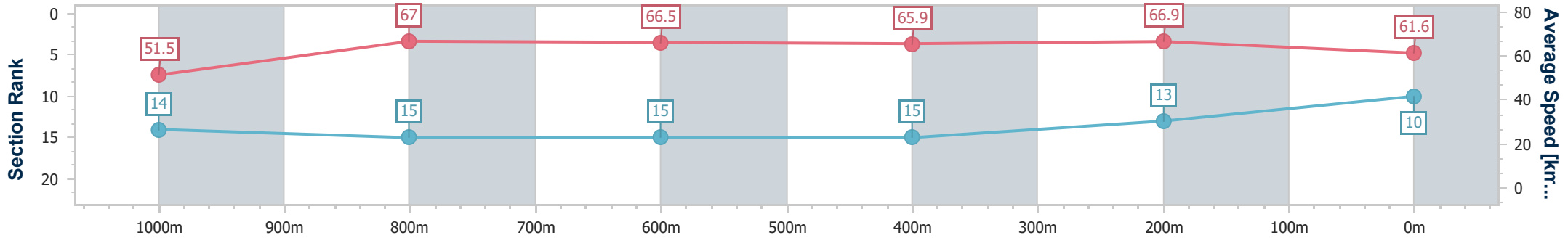
29 June 2024 - 16:41

Track Rating: Good 4, Weather: Fine, Rail Position: +6m 1600m-1000m; +7m Remainder



BRISBANE RACING CLUB

Section	Overall	1000m	800m	600m	400m	200m
Section Times	1:09.59 [10] (0:14.08)	0:55.51 [14] (0:11.01)	0:44.50 [15] (0:10.95)	0:33.55 [15] (0:11.06)	0:22.49 [15] (0:10.79)	0:11.70 [13] (0:11.70)
Average Speed [km/h]	51.5	67.0	66.5	65.9	66.9	61.6
Top Speed [km/h]	64.9	68.0	67.6	67.6	68.5	65.3
Avg. Dist. to Rail [m]	13.3	4.8	2.1	3.6	10.3	10.7
Avg. Stride Freq. [Hz]	2.2	2.3	2.3	2.3	2.4	2.3
Avg. Stride Length [m]	6.6	8.0	8.1	7.9	7.8	7.3



- [] Ranking at each section and finish
- .-.- No data available at this section
- NA No data available



Horse/Jockey Name	Iowna Merc
Final Rank	11
Fastest Section Time (Section)	0:10.71 (1000m)
Top Speed [km/h] (Section)	69.5 (1000m)
Race State	Finished



Eagle Farm QLD Professional

Race 9: EUREKA STUD W.J. HEALY STAKES - 1200m

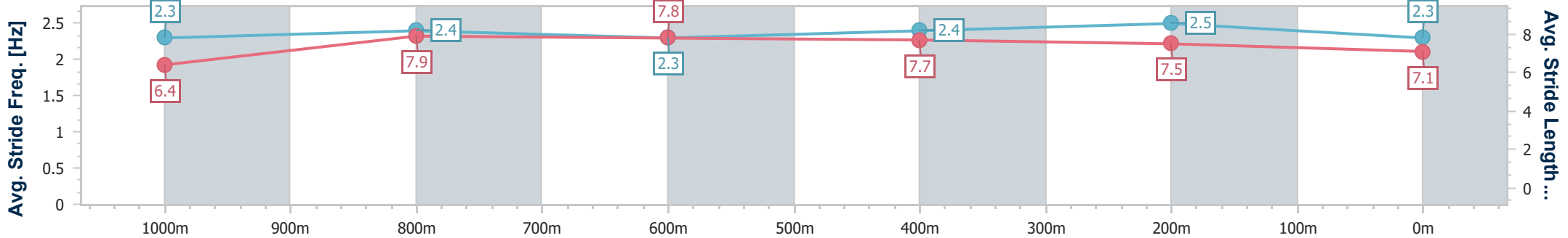
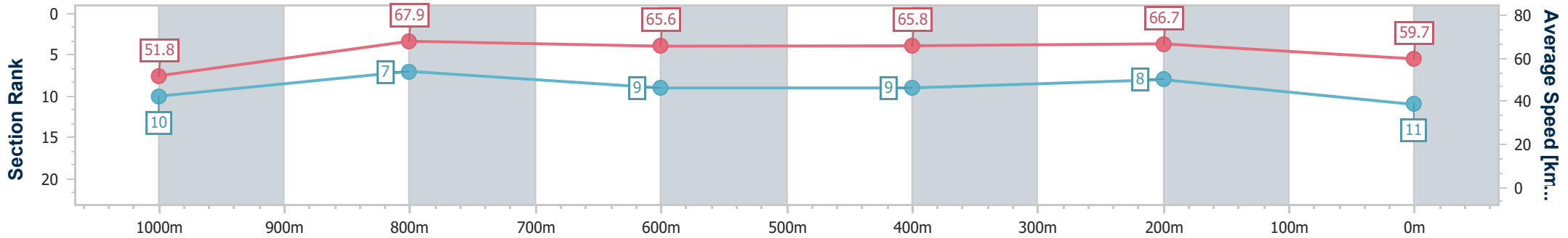
29 June 2024 - 16:41

Track Rating: Good 4, Weather: Fine, Rail Position: +6m 1600m-1000m; +7m Remainder



BRISBANE RACING CLUB

Section	Overall	1000m	800m	600m	400m	200m
Section Times	1:09.65 [11] (0:13.93)	0:55.72 [10] (0:10.71)	0:45.01 [7] (0:11.10)	0:33.91 [9] (0:11.05)	0:22.86 [9] (0:10.82)	0:12.04 [8] (0:12.04)
Average Speed [km/h]	51.8	67.9	65.6	65.8	66.7	59.7
Top Speed [km/h]	65.6	69.5	66.7	67.5	68.4	64.0
Avg. Dist. to Rail [m]	3.7	2.4	2.6	2.2	3.6	1.9
Avg. Stride Freq. [Hz]	2.3	2.4	2.3	2.4	2.5	2.3
Avg. Stride Length [m]	6.4	7.9	7.8	7.7	7.5	7.1



- [] Ranking at each section and finish
- .-.- No data available at this section
- NA No data available



Horse/Jockey Name	What You Need
Final Rank	12
Fastest Section Time (Section)	0:10.85 (800m)
Top Speed [km/h] (Section)	69.7 (1000m)
Race State	Finished



Eagle Farm QLD Professional

Race 9: EUREKA STUD W.J. HEALY STAKES - 1200m

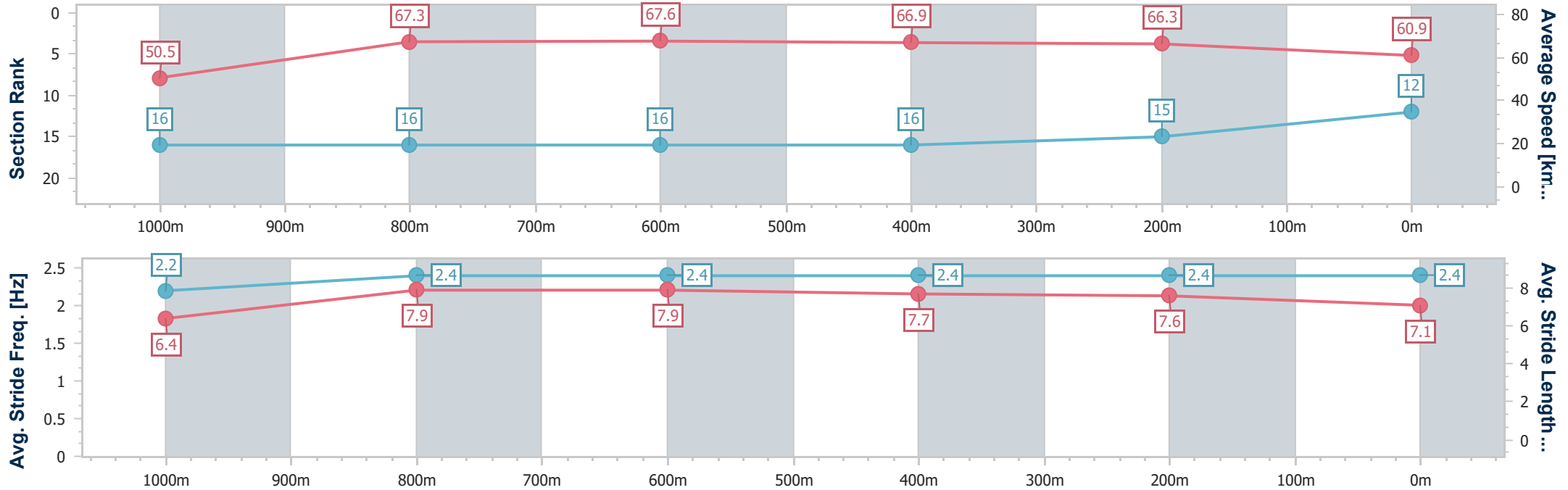
29 June 2024 - 16:41

Track Rating: Good 4, Weather: Fine, Rail Position: +6m 1600m-1000m; +7m Remainder



BRISBANE RACING CLUB

Section	Overall	1000m	800m	600m	400m	200m
Section Times	1:09.87 [12] (0:14.33)	0:55.54 [16] (0:10.97)	0:44.57 [16] (0:10.85)	0:33.72 [16] (0:11.03)	0:22.69 [16] (0:10.85)	0:11.84 [15] (0:11.84)
Average Speed [km/h]	50.5	67.3	67.6	66.9	66.3	60.9
Top Speed [km/h]	65.4	69.7	69.1	68.4	67.5	64.2
Avg. Dist. to Rail [m]	12.5	5.1	3.7	5.5	12.8	10.8
Avg. Stride Freq. [Hz]	2.2	2.4	2.4	2.4	2.4	2.4
Avg. Stride Length [m]	6.4	7.9	7.9	7.7	7.6	7.1



- [] Ranking at each section and finish
- .-.- No data available at this section
- NA No data available



Horse/Jockey Name	Sweet Margot May
Final Rank	13
Fastest Section Time (Section)	0:10.72 (1000m)
Top Speed [km/h] (Section)	68.0 (1000m)
Race State	Finished



Eagle Farm QLD Professional

Race 9: EUREKA STUD W.J. HEALY STAKES - 1200m

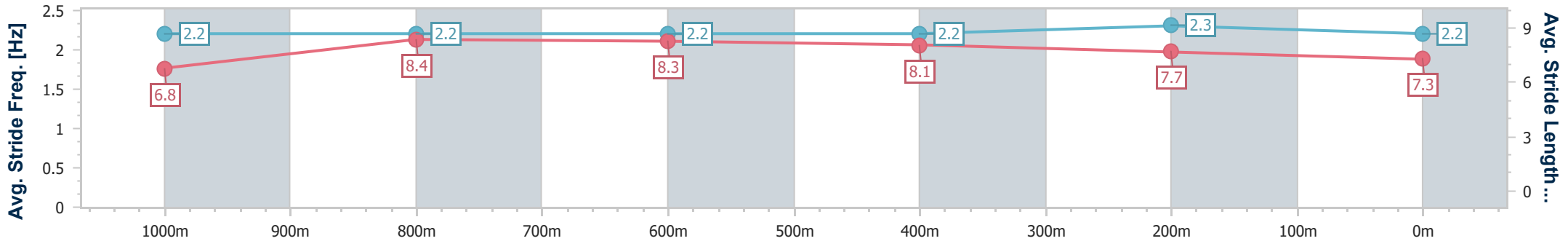
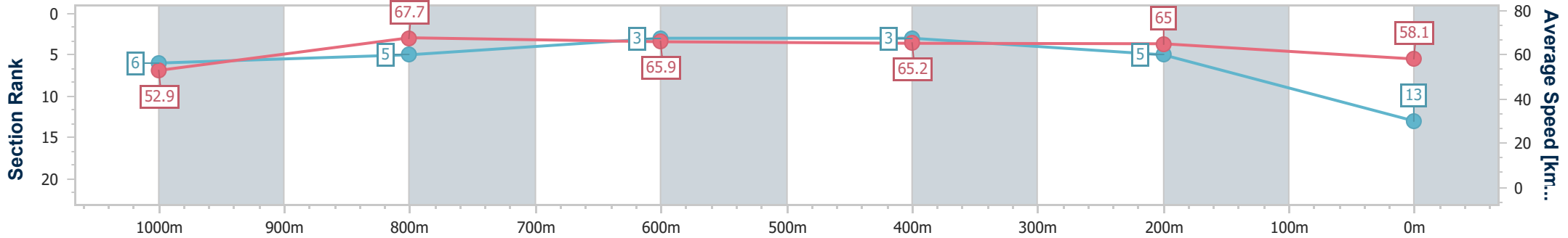
29 June 2024 - 16:41

Track Rating: Good 4, Weather: Fine, Rail Position: +6m 1600m-1000m; +7m Remainder



BRISBANE RACING CLUB

Section	Overall	1000m	800m	600m	400m	200m
Section Times	1:09.89 [13] (0:13.69)	0:56.20 [6] (0:10.72)	0:45.48 [5] (0:10.95)	0:34.53 [3] (0:11.05)	0:23.48 [3] (0:11.09)	0:12.39 [5] (0:12.39)
Average Speed [km/h]	52.9	67.7	65.9	65.2	65.0	58.1
Top Speed [km/h]	66.9	68.0	67.1	66.2	66.9	62.0
Avg. Dist. to Rail [m]	1.2	1.7	1.0	0.5	3.1	2.5
Avg. Stride Freq. [Hz]	2.2	2.2	2.2	2.2	2.3	2.2
Avg. Stride Length [m]	6.8	8.4	8.3	8.1	7.7	7.3



- [] Ranking at each section and finish
- .-.- No data available at this section
- NA No data available



Horse/Jockey Name	All That Pizzazz
Final Rank	14
Fastest Section Time (Section)	0:10.86 (1000m)
Top Speed [km/h] (Section)	68.4 (1000m)
Race State	Finished



Eagle Farm QLD Professional

Race 9: EUREKA STUD W.J. HEALY STAKES - 1200m

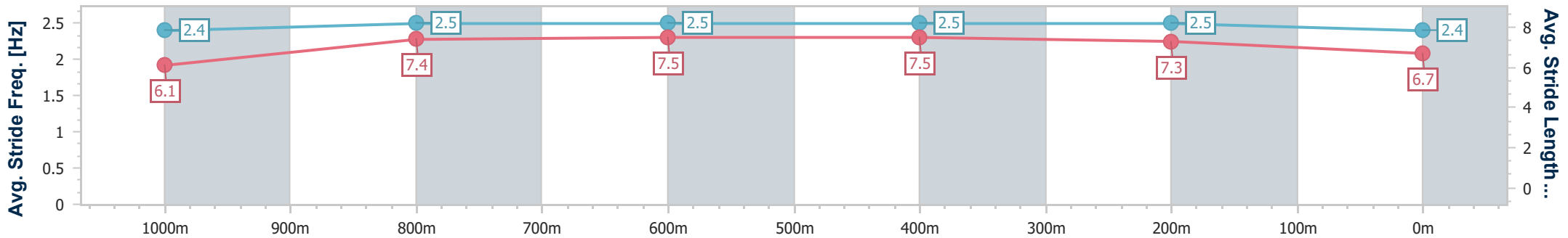
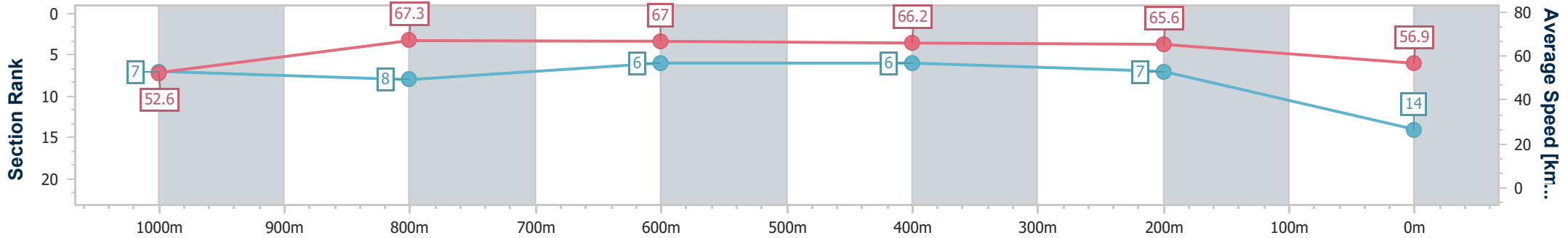
29 June 2024 - 16:41

Track Rating: Good 4, Weather: Fine, Rail Position: +6m 1600m-1000m; +7m Remainder



BRISBANE RACING CLUB

Section	Overall	1000m	800m	600m	400m	200m
Section Times	1:10.27 [14] (0:13.79)	0:56.48 [7] (0:10.86)	0:45.62 [8] (0:10.93)	0:34.69 [6] (0:11.06)	0:23.63 [6] (0:10.96)	0:12.67 [7] (0:12.67)
Average Speed [km/h]	52.6	67.3	67.0	66.2	65.6	56.9
Top Speed [km/h]	66.5	68.4	67.7	67.0	68.3	61.7
Avg. Dist. to Rail [m]	8.9	3.4	3.4	3.9	9.9	8.2
Avg. Stride Freq. [Hz]	2.4	2.5	2.5	2.5	2.5	2.4
Avg. Stride Length [m]	6.1	7.4	7.5	7.5	7.3	6.7



- [] Ranking at each section and finish
- .-.- No data available at this section
- NA No data available



Horse/Jockey Name	The Big Goodbye
Final Rank	15
Fastest Section Time (Section)	0:10.94 (1000m)
Top Speed [km/h] (Section)	68.9 (1000m)
Race State	Finished



Eagle Farm QLD Professional

Race 9: EUREKA STUD W.J. HEALY STAKES - 1200m

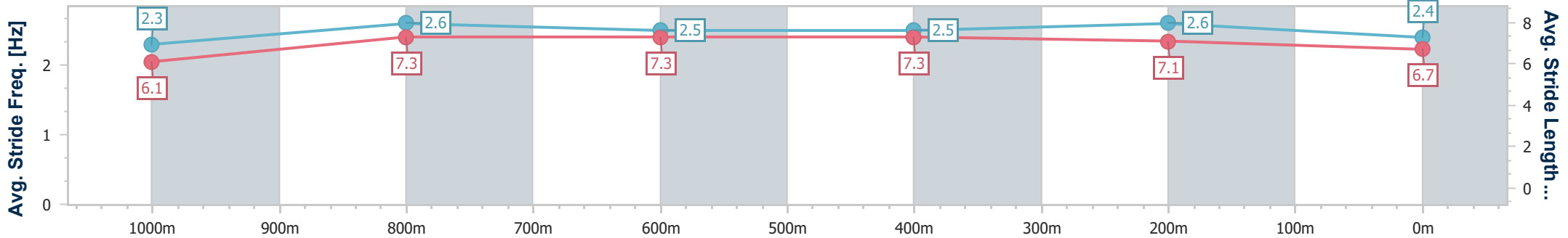
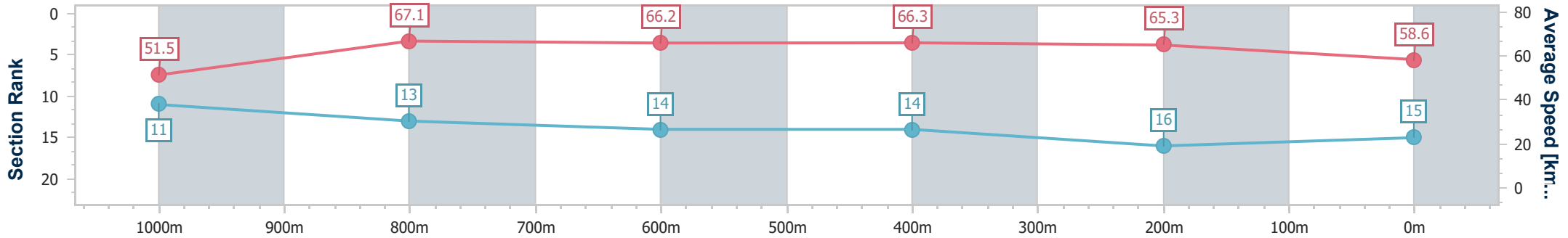
29 June 2024 - 16:41

Track Rating: Good 4, Weather: Fine, Rail Position: +6m 1600m-1000m; +7m Remainder



BRISBANE RACING CLUB

Section	Overall	1000m	800m	600m	400m	200m
Section Times	1:10.37 [15] (0:14.00)	0:56.37 [11] (0:10.94)	0:45.43 [13] (0:11.08)	0:34.35 [14] (0:11.06)	0:23.29 [14] (0:11.04)	0:12.25 [16] (0:12.25)
Average Speed [km/h]	51.5	67.1	66.2	66.3	65.3	58.6
Top Speed [km/h]	67.0	68.9	68.1	66.4	66.4	63.2
Avg. Dist. to Rail [m]	6.2	4.2	4.4	3.3	6.6	4.8
Avg. Stride Freq. [Hz]	2.3	2.6	2.5	2.5	2.6	2.4
Avg. Stride Length [m]	6.1	7.3	7.3	7.3	7.1	6.7



- [] Ranking at each section and finish
- .-.- No data available at this section
- NA No data available



Horse/Jockey Name	Prince Of Boom
Final Rank	16
Fastest Section Time (Section)	0:10.82 (1000m)
Top Speed [km/h] (Section)	69.7 (1000m)
Race State	Finished



Eagle Farm QLD Professional

Race 9: EUREKA STUD W.J. HEALY STAKES - 1200m

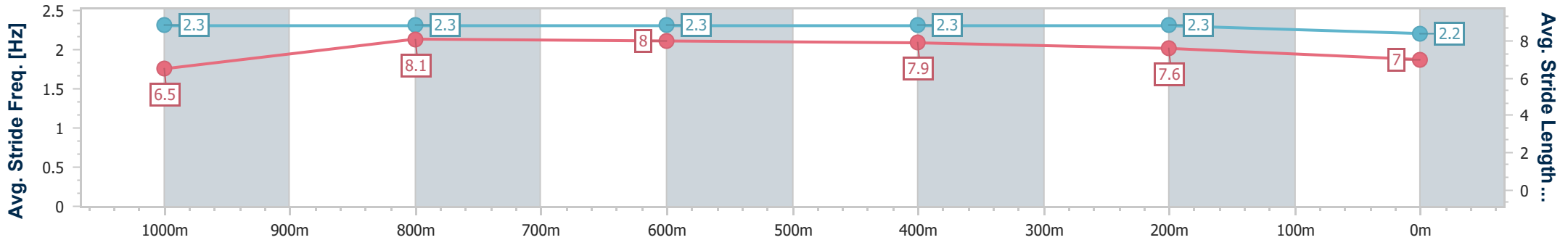
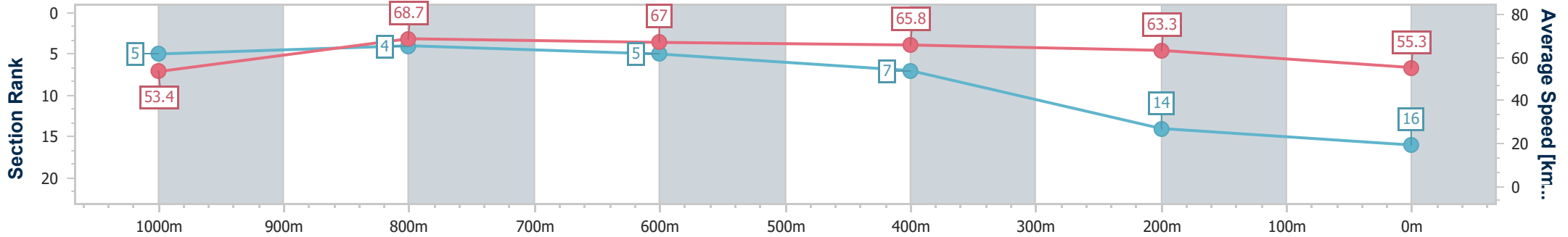
29 June 2024 - 16:41

Track Rating: Good 4, Weather: Fine, Rail Position: +6m 1600m-1000m; +7m Remainder



BRISBANE RACING CLUB

Section	Overall	1000m	800m	600m	400m	200m
Section Times	1:11.06 [16] (0:13.59)	0:57.47 [5] (0:10.82)	0:46.65 [4] (0:11.02)	0:35.63 [5] (0:11.23)	0:24.40 [7] (0:11.36)	0:13.04 [14] (0:13.04)
Average Speed [km/h]	53.4	68.7	67.0	65.8	63.3	55.3
Top Speed [km/h]	68.0	69.7	67.8	66.5	65.8	60.6
Avg. Dist. to Rail [m]	12.6	6.6	5.7	5.5	9.2	7.6
Avg. Stride Freq. [Hz]	2.3	2.3	2.3	2.3	2.3	2.2
Avg. Stride Length [m]	6.5	8.1	8.0	7.9	7.6	7.0



- [] Ranking at each section and finish
- .-.- No data available at this section
- NA No data available