



Townsville QLD

Race 1: Winter Carnival Tickets On Sale now QTIS Two-Years-Old
Handicap - 1000m

02 July 2024 - 12:25PM



Track Rating: Soft 5, Weather: Fine, Rail Position: +7m 1000m-W/Post; +2m Remainder

Section	Overall	L800	L600	L400	L200
Field Times	0:56.64 (0:12.61)	0:44.03 (0:10.03)	0:34.01 (0:10.92)	0:23.09 (0:11.31)	0:11.78 (0:11.78)

Position	#	Horse/Jockey	Barrier	Top Speed [km/h]	Fastest Section	First 400m	Overall	L800	L600	L400	L200	Margin	Distance Travelled From Winner [m]
1	3	BETTER SHOW Lacey Morrison	5	72.0 1000-800	0:10.10 800-600	0:23.12	0:56.64 (0:13.02)	0:43.62 [4] (0:10.10)	0:33.52 [4] (0:10.62)	0:22.90 [3] (0:11.12)	0:11.78 [1] (0:11.78)	0:56.64	
2	1	I'LL TELL YOU GO Jenna Edwards	6	71.6 1000-800	0:10.05 800-600	0:22.75	0:57.15 (0:12.70)	0:44.45 [2] (0:10.05)	0:34.40 [2] (0:10.89)	0:23.51 [2] (0:11.31)	0:12.20 [2] (0:12.20)	3.0L	+6
3	2	HAND GRENADE Justin Stanley	4	71.3 1000-800	0:10.22 800-600	0:23.02	0:57.28 (0:12.80)	0:44.48 [3] (0:10.22)	0:34.26 [3] (0:10.79)	0:23.47 [4] (0:11.37)	0:12.10 [4] (0:12.10)	3.77L	+0
4	5	VALENTINO MISS Graham Kliese	2	71.3 1000-800	0:10.03 800-600	0:22.63	0:57.61 (0:12.60)	0:45.01 [1] (0:10.03)	0:34.98 [1] (0:10.91)	0:24.07 [1] (0:11.42)	0:12.65 [3] (0:12.65)	5.7L	-2
5	4	COACHMAN Nathan Thomas	3	71.6 1000-800	0:10.06 800-600	0:23.28	0:57.84 (0:13.22)	0:44.62 [6] (0:10.06)	0:34.56 [5] (0:10.82)	0:23.74 [5] (0:11.40)	0:12.34 [5] (0:12.34)	7.06L	+2
6	6	MISSYPIE Adrian Layt	1	71.3 1000-800	0:10.20 800-600	0:23.39	0:58.31 (0:13.19)	0:45.12 [5] (0:10.20)	0:34.92 [6] (0:10.73)	0:24.19 [6] (0:11.43)	0:12.76 [6] (0:12.76)	9.84L	+1

Horse/Jockey Name	BETTER SHOW/Lacey Morrison
Finish Rank	1
Fastest Section Time (Section)	0:10.10 (L800)
Top Speed [km/h] (Section)	72.0 (Overall)
Race State	Finished



Townsville QLD - Professional

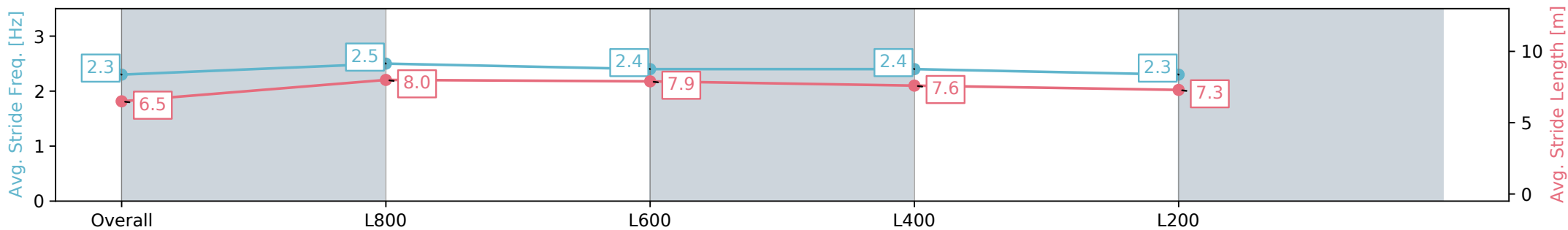
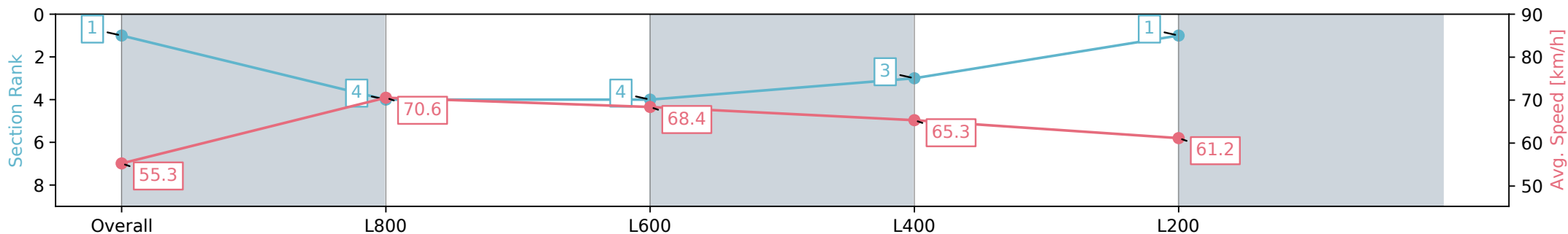
Race 1: Winter Carnival Tickets On Sale now QTIS Two-Years-Old Handicap - 1000m

02 July 2024 - 12:25PM

Track Rating: Soft 5, Weather: Fine, Rail Position: +7m 1000m-W/ Post; +2m Remainder



Section	Overall	L800	L600	L400	L200
Section Times	0:56.64 [1] (0:13.02)	0:43.62 [4] (0:10.10)	0:33.52 [4] (0:10.62)	0:22.90 [3] (0:11.12)	0:11.78 [1] (0:11.78)
Average Speed [km/h]	55.3	70.6	68.4	65.3	61.2
Top Speed [km/h]	70.8	72.0	70.6	67.2	64.8
Avg. Dist. to Rail [m]	2.3	0.5	2.0	4.0	3.9
Avg. Stride Freq. [Hz]	2.3	2.5	2.4	2.4	2.3
Avg. Stride Length [m]	6.5	8.0	7.9	7.6	7.3



Report Created: Tue 02 July 2024 13:35:54 GMT+10 (Note: Timing is based on positional data)

- [] Ranking at each section and finish
- :-:- No data available at this section
- NA No data available

Horse/Jockey Name	I'LLTELLYOUGO/Jenna Edwards
Finish Rank	2
Fastest Section Time (Section)	0:10.05 (L800)
Top Speed [km/h] (Section)	71.6 (Overall)
Race State	Finished



Townsville QLD - Professional

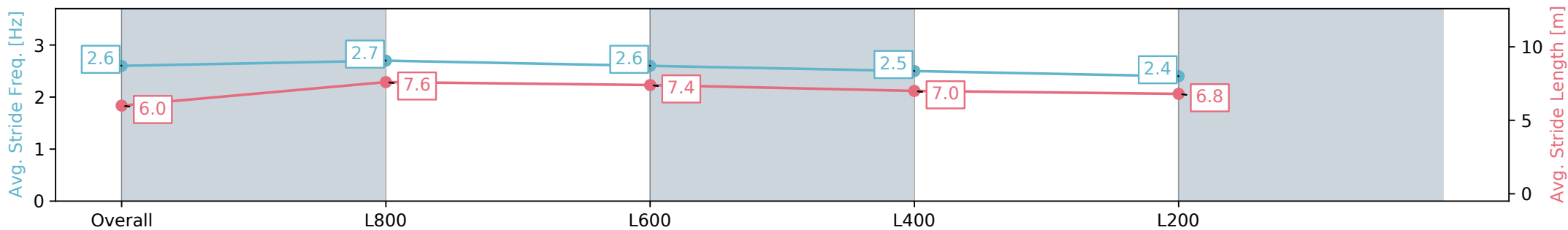
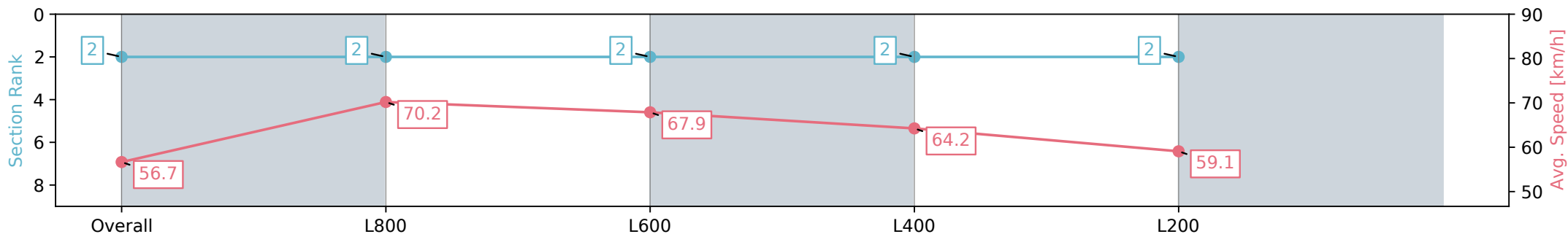
Race 1: Winter Carnival Tickets On Sale now QTIS Two-Years-Old Handicap - 1000m

02 July 2024 - 12:25PM

Track Rating: Soft 5, Weather: Fine, Rail Position: +7m 1000m-W/ Post; +2m Remainder



Section	Overall	L800	L600	L400	L200
Section Times	0:57.15 [2] (0:12.70)	0:44.45 [2] (0:10.05)	0:34.40 [2] (0:10.89)	0:23.51 [2] (0:11.31)	0:12.20 [2] (0:12.20)
Average Speed [km/h]	56.7	70.2	67.9	64.2	59.1
Top Speed [km/h]	70.2	71.6	71.0	67.0	62.1
Avg. Dist. to Rail [m]	5.1	3.3	5.5	5.6	6.8
Avg. Stride Freq. [Hz]	2.6	2.7	2.6	2.5	2.4
Avg. Stride Length [m]	6.0	7.6	7.4	7.0	6.8



Report Created: Tue 02 July 2024 13:35:55 GMT+10 (Note: Timing is based on positional data)

- [] Ranking at each section and finish
- :-:- No data available at this section
- NA No data available

Horse/Jockey Name	HAND GRENADE/Justin Stanley
Finish Rank	3
Fastest Section Time (Section)	0:10.22 (L800)
Top Speed [km/h] (Section)	71.3 (Overall)
Race State	Finished



Townsville QLD - Professional

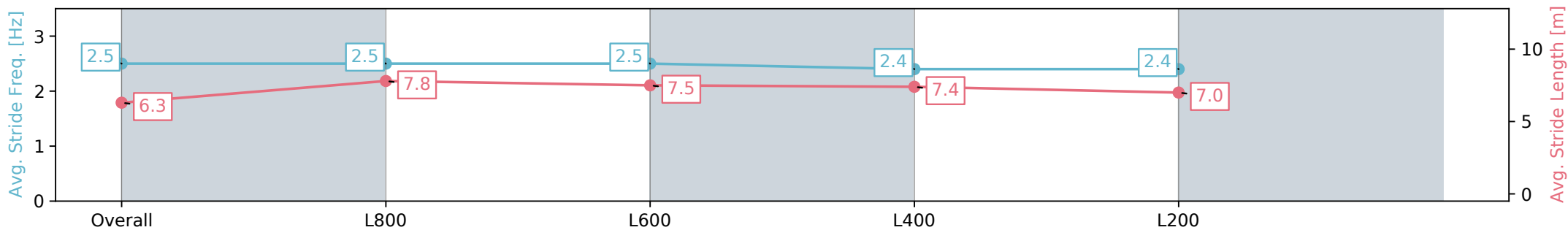
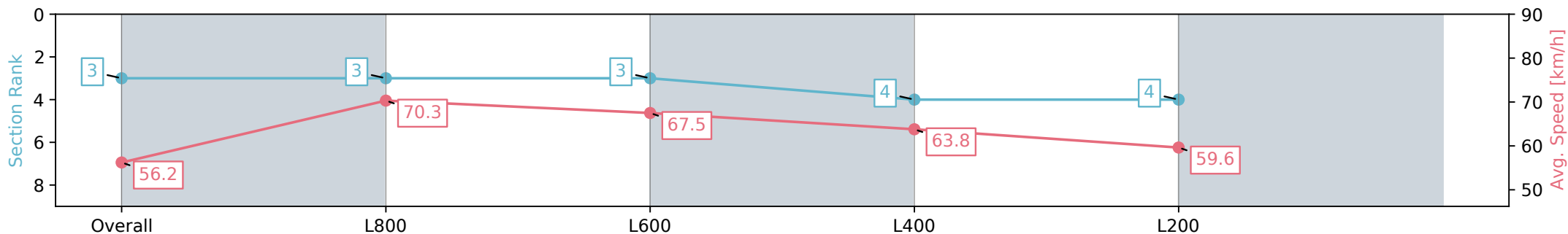
Race 1: Winter Carnival Tickets On Sale now QTIS Two-Years-Old Handicap - 1000m

02 July 2024 - 12:25PM

Track Rating: Soft 5, Weather: Fine, Rail Position: +7m 1000m-W/ Post; +2m Remainder



Section	Overall	L800	L600	L400	L200
Section Times	0:57.28 [3] (0:12.80)	0:44.48 [3] (0:10.22)	0:34.26 [3] (0:10.79)	0:23.47 [4] (0:11.37)	0:12.10 [4] (0:12.10)
Average Speed [km/h]	56.2	70.3	67.5	63.8	59.6
Top Speed [km/h]	70.9	71.3	70.0	64.4	63.0
Avg. Dist. to Rail [m]	0.7	0.5	2.2	5.4	7.7
Avg. Stride Freq. [Hz]	2.5	2.5	2.5	2.4	2.4
Avg. Stride Length [m]	6.3	7.8	7.5	7.4	7.0



Report Created: Tue 02 July 2024 13:35:55 GMT+10 (Note: Timing is based on positional data)

- [] Ranking at each section and finish
- :-:- No data available at this section
- NA No data available

Horse/Jockey Name	VALENTINO MISS/Graham Kliese
Finish Rank	4
Fastest Section Time (Section)	0:10.03 (L800)
Top Speed [km/h] (Section)	71.3 (Overall)
Race State	Finished



Townsville QLD - Professional

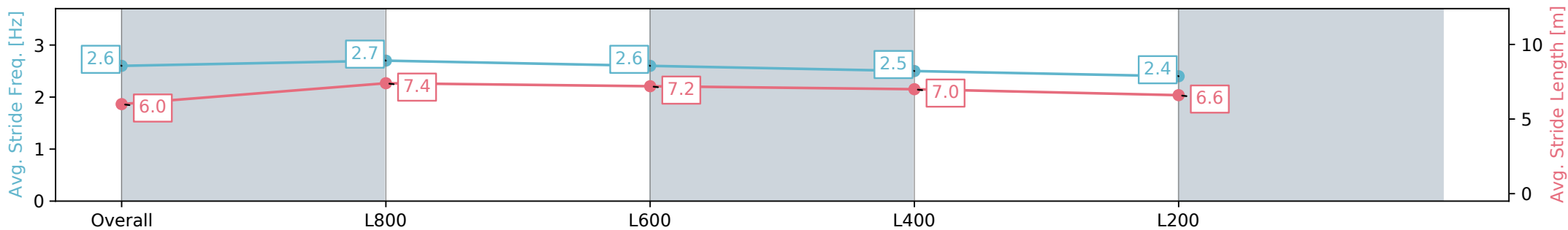
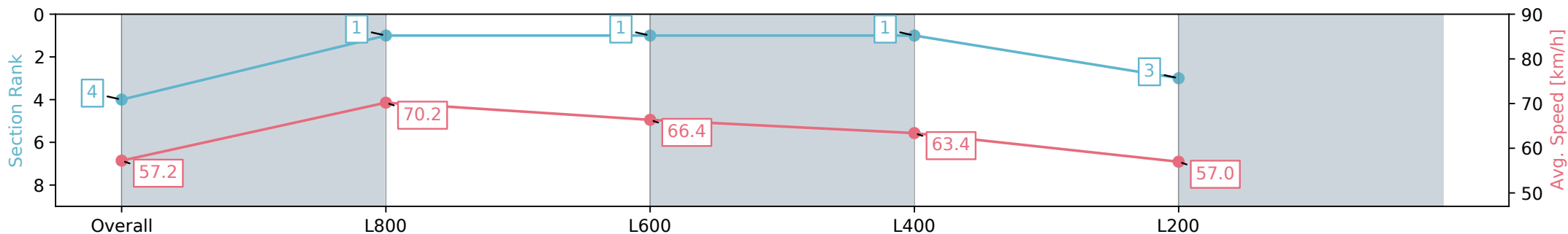
Race 1: Winter Carnival Tickets On Sale now QTIS Two-Years-Old Handicap - 1000m

02 July 2024 - 12:25PM

Track Rating: Soft 5, Weather: Fine, Rail Position: +7m 1000m-W/
Post; +2m Remainder



Section	Overall	L800	L600	L400	L200
Section Times	0:57.61 [4] (0:12.60)	0:45.01 [1] (0:10.03)	0:34.98 [1] (0:10.91)	0:24.07 [1] (0:11.42)	0:12.65 [3] (0:12.65)
Average Speed [km/h]	57.2	70.2	66.4	63.4	57.0
Top Speed [km/h]	70.2	71.3	69.9	64.7	60.6
Avg. Dist. to Rail [m]	2.6	1.2	1.5	2.2	2.6
Avg. Stride Freq. [Hz]	2.6	2.7	2.6	2.5	2.4
Avg. Stride Length [m]	6.0	7.4	7.2	7.0	6.6



Horse/Jockey Name	COACHMAN/Nathan Thomas
Finish Rank	5
Fastest Section Time (Section)	0:10.06 (L800)
Top Speed [km/h] (Section)	71.6 (Overall)
Race State	Finished



Townsville QLD - Professional

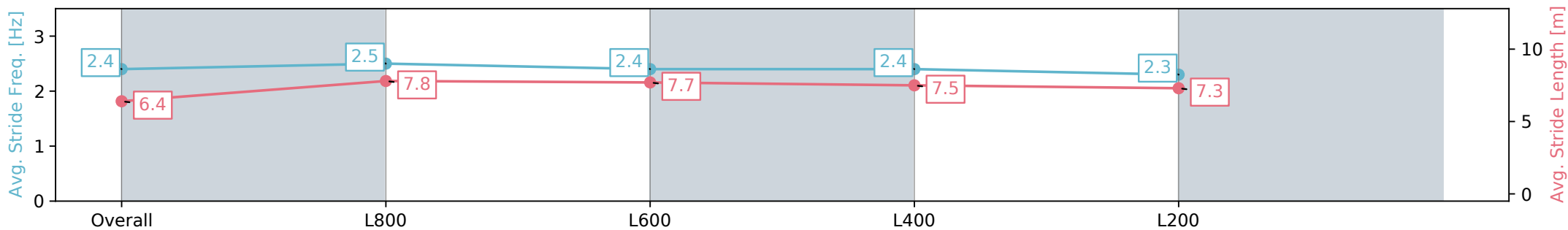
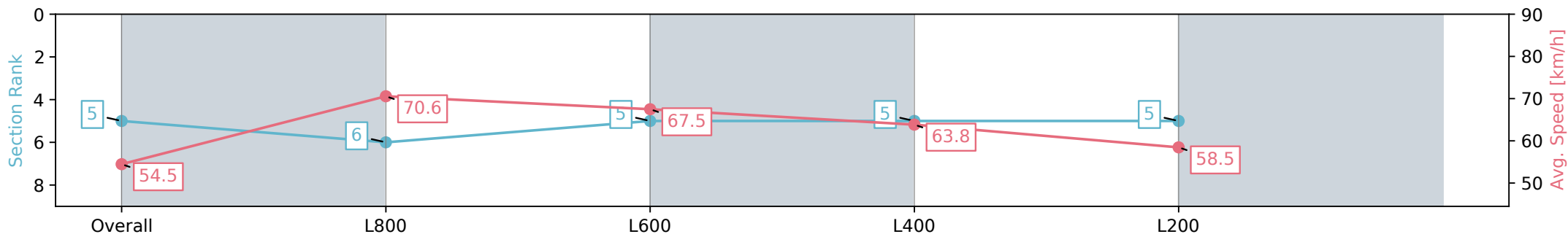
Race 1: Winter Carnival Tickets On Sale now QTIS Two-Years-Old Handicap - 1000m

02 July 2024 - 12:25PM

Track Rating: Soft 5, Weather: Fine, Rail Position: +7m 1000m-W/ Post; +2m Remainder



Section	Overall	L800	L600	L400	L200
Section Times	0:57.84 [5] (0:13.22)	0:44.62 [6] (0:10.06)	0:34.56 [5] (0:10.82)	0:23.74 [5] (0:11.40)	0:12.34 [5] (0:12.34)
Average Speed [km/h]	54.5	70.6	67.5	63.8	58.5
Top Speed [km/h]	71.1	71.6	70.6	65.4	61.8
Avg. Dist. to Rail [m]	0.6	0.5	3.1	6.5	7.4
Avg. Stride Freq. [Hz]	2.4	2.5	2.4	2.4	2.3
Avg. Stride Length [m]	6.4	7.8	7.7	7.5	7.3



- [] Ranking at each section and finish
- :-:- No data available at this section
- NA No data available

Horse/Jockey Name	MISSYPIE/Adrian Layt
Finish Rank	6
Fastest Section Time (Section)	0:10.20 (L800)
Top Speed [km/h] (Section)	71.3 (Overall)
Race State	Finished



Townsville QLD - Professional

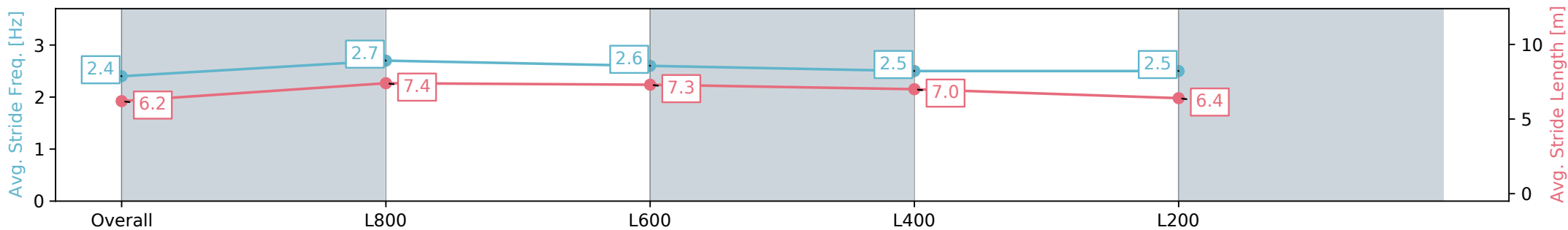
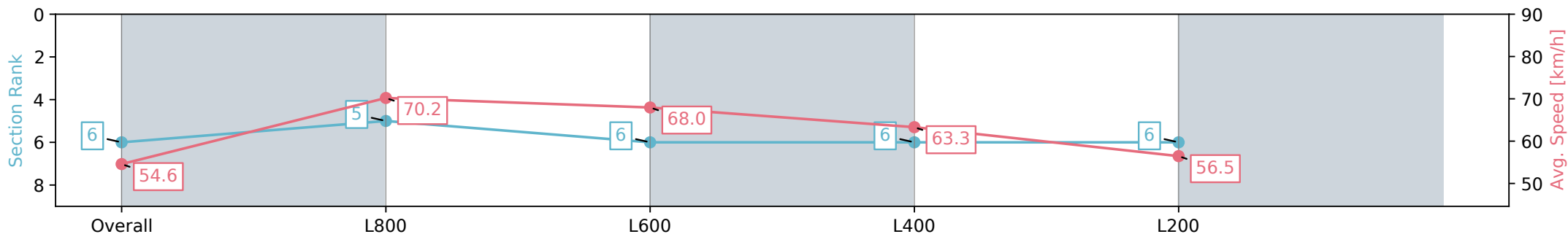
Race 1: Winter Carnival Tickets On Sale now QTIS Two-Years-Old Handicap - 1000m

02 July 2024 - 12:25PM

Track Rating: Soft 5, Weather: Fine, Rail Position: +7m 1000m-W/ Post; +2m Remainder



Section	Overall	L800	L600	L400	L200
Section Times	0:58.31 [6] (0:13.19)	0:45.12 [5] (0:10.20)	0:34.92 [6] (0:10.73)	0:24.19 [6] (0:11.43)	0:12.76 [6] (0:12.76)
Average Speed [km/h]	54.6	70.2	68.0	63.3	56.5
Top Speed [km/h]	70.2	71.3	70.3	66.2	60.5
Avg. Dist. to Rail [m]	0.5	1.5	2.4	3.2	4.0
Avg. Stride Freq. [Hz]	2.4	2.7	2.6	2.5	2.5
Avg. Stride Length [m]	6.2	7.4	7.3	7.0	6.4



- [] Ranking at each section and finish
- :-:- No data available at this section
- NA No data available



Townsville QLD

Race 1: Winter Carnival Tickets On Sale now QTIS Two-Years-Old Handicap - 1000m

02 July 2024 - 12:25PM

Track Rating: Soft 5, Weather: Fine, Rail Position: +7m 1000m-W/Post; +2m Remainder



Section												Overall	L800	L600	L400	L200		
Field Times												0:56.64 (0:12.61)	0:44.03 (0:10.03)	0:34.01 (0:10.92)	0:23.09 (0:11.31)	0:11.78 (0:11.78)		
Position	#	Horse/Jockey	Barrier	Top Speed [km/h]	Fastest Section	First 400m							Margin	Distance Travelled From Winner [m]				
1	3	BETTER SHOW Lacey Morrison	5	72.0 1000-800	0:10.10 800-600	0:23.12	0:56.64 (0:13.02)	0:43.62 [4] (0:10.10)	0:33.52 [4] (0:10.62)	0:22.90 [3] (0:11.12)	0:11.78 [1] (0:11.78)	0:56.64						
2	1	I'LLTELLYOUGO Jenna Edwards	6	71.6 1000-800	0:10.05 800-600	0:22.75	0:57.15 (0:12.70)	0:44.45 [2] (0:10.05)	0:34.40 [2] (0:10.89)	0:23.51 [2] (0:11.31)	0:12.20 [2] (0:12.20)	3.0L	+6					
3	2	HAND GRENADE Justin Stanley	4	71.3 1000-800	0:10.22 800-600	0:23.02	0:57.28 (0:12.80)	0:44.48 [3] (0:10.22)	0:34.26 [3] (0:10.79)	0:23.47 [4] (0:11.37)	0:12.10 [4] (0:12.10)	3.77L	+0					
4	5	VALENTINO MISS Graham Kliese	2	71.3 1000-800	0:10.03 800-600	0:22.63	0:57.61 (0:12.60)	0:45.01 [1] (0:10.03)	0:34.98 [1] (0:10.91)	0:24.07 [1] (0:11.42)	0:12.65 [3] (0:12.65)	5.7L	-2					
5	4	COACHMAN Nathan Thomas	3	71.6 1000-800	0:10.06 800-600	0:23.28	0:57.84 (0:13.22)	0:44.62 [6] (0:10.06)	0:34.56 [5] (0:10.82)	0:23.74 [5] (0:11.40)	0:12.34 [5] (0:12.34)	7.06L	+2					
6	6	MISSYPIE Adrian Layt	1	71.3 1000-800	0:10.20 800-600	0:23.39	0:58.31 (0:13.19)	0:45.12 [5] (0:10.20)	0:34.92 [6] (0:10.73)	0:24.19 [6] (0:11.43)	0:12.76 [6] (0:12.76)	9.84L	+1					

- [] Position in running at each section and finish
- #: Saddle cloth number
- :--:-- No data available at this section
- DNF Did not finish
- NA No data available
- DNT Did not track
- Background shading for fastest section



Townsville QLD
Race 2: Mitavite QTIS Three-Years-Old Handicap - 1000m
02 July 2024 - 1:05PM



Track Rating: Soft 5, Weather: Fine, Rail Position: +7m 1000m-W/Post; +2m Remainder

Section	Overall	L800	L600	L400	L200
Field Times	0:56.32 (0:12.64)	0:43.68 (0:10.19)	0:33.48 (0:10.89)	0:22.60 (0:10.97)	0:11.62 (0:11.62)

Position	#	Horse/Jockey	Barrier	Top Speed [km/h]	Fastest Section	First 400m	Overall	L800	L600	L400	L200	Margin	Distance Travelled From Winner [m]
1	5	HARTSHORN Nathan Thomas	9	72.7 1000-800	0:10.21 800-600	0:22.88	0:56.32 (0:12.67)	0:43.65 [2] (0:10.21)	0:33.44 [3] (0:10.92)	0:22.52 [3] (0:10.89)	0:11.63 [1] (0:11.63)	0:56.32	
2	9	ROTH 'N' BUBBLE Adrian Layt	7	72.3 1000-800	0:10.26 800-600	0:23.31	0:56.36 (0:13.05)	0:43.31 [7] (0:10.26)	0:33.05 [7] (0:10.92)	0:22.13 [7] (0:10.87)	0:11.26 [5] (0:11.26)	0.21L	-4
3	4	WIN AND TONIC Lacey Morrison	3	71.4 1000-800	0:10.35 800-600	0:23.04	0:56.41 (0:12.69)	0:43.72 [3] (0:10.35)	0:33.37 [4] (0:10.91)	0:22.46 [4] (0:11.01)	0:11.45 [4] (0:11.45)	0.51L	-6
4	2	I'M PINKER Justin Stanley	5	70.9 1000-800	0:10.40 800-600	0:23.11	0:56.75 (0:12.71)	0:44.04 [5] (0:10.40)	0:33.64 [5] (0:10.94)	0:22.70 [5] (0:11.10)	0:11.60 [6] (0:11.60)	2.53L	-3
5	8	ELIE JOE Melea Castle	1	71.3 1000-800	0:10.19 800-600	0:22.83	0:56.84 (0:12.64)	0:44.20 [1] (0:10.19)	0:34.01 [1] (0:10.89)	0:23.12 [1] (0:11.21)	0:11.91 [3] (0:11.91)	3.02L	-7
6	1	YAMABUSHI Corey Bayliss	4	72.4 1000-800	0:10.13 800-600	0:22.84	0:57.06 (0:12.71)	0:44.35 [4] (0:10.13)	0:34.22 [2] (0:10.90)	0:23.32 [2] (0:11.17)	0:12.15 [2] (0:12.15)	4.37L	-6
7	7	CALM IS POWER Graham Kliese	2	71.3 1000-800	0:10.34 800-600	0:23.22	0:58.31 (0:12.88)	0:45.43 [6] (0:10.34)	0:35.09 [6] (0:10.93)	0:24.16 [6] (0:11.54)	0:12.62 [7] (0:12.62)	11.69L	-8

Scratched: Super Freeze (#3), Our Benefit (#6)

- [] Position in running at each section and finish
- #: Saddle cloth number
- :--:-- No data available at this section
- DNF Did not finish
- NA No data available
- DNT Did not track
- ☐ Background shading for fastest section

Horse/Jockey Name	HARTSHORN/Nathan Thomas
Finish Rank	1
Fastest Section Time (Section)	0:10.21 (L800)
Top Speed [km/h] (Section)	72.7 (Overall)
Race State	Finished



Townsville QLD - Professional

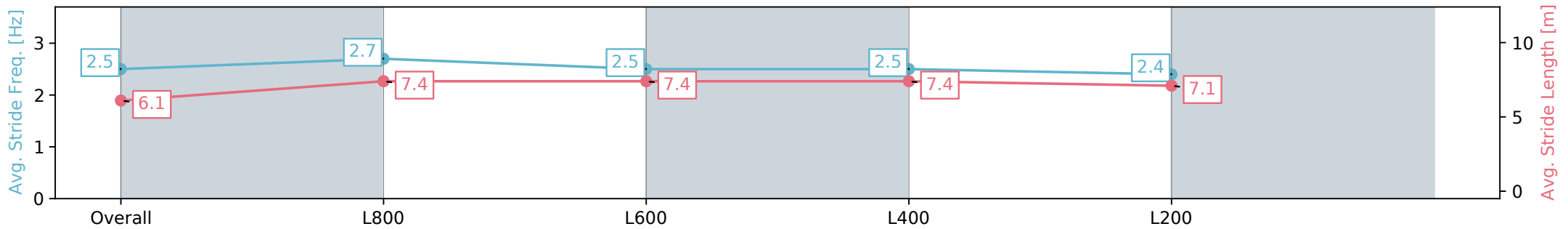
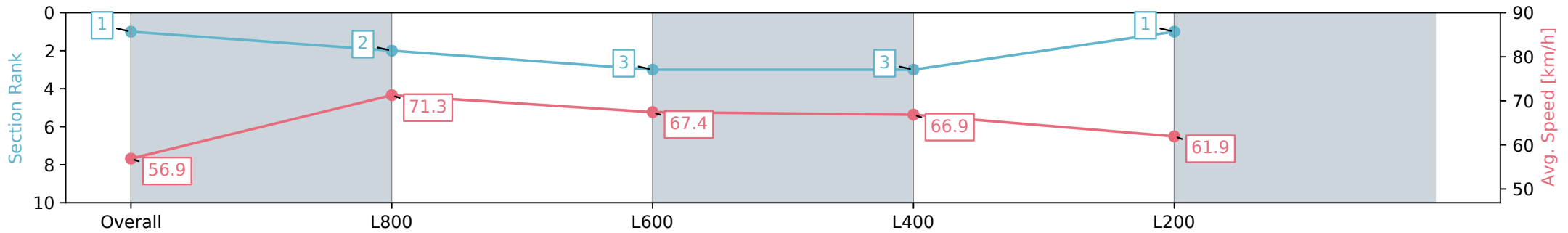
Race 2: Mitavite QTIS Three-Years-Old Handicap - 1000m

02 July 2024 - 1:05PM

Track Rating: Soft 5, Weather: Fine, Rail Position: +7m 1000m-W/
Post; +2m Remainder



Section	Overall	L800	L600	L400	L200
Section Times	0:56.32 [1] (0:12.67)	0:43.65 [2] (0:10.21)	0:33.44 [3] (0:10.92)	0:22.52 [3] (0:10.89)	0:11.63 [1] (0:11.63)
Average Speed [km/h]	56.9	71.3	67.4	66.9	61.9
Top Speed [km/h]	72.4	72.7	69.3	67.8	64.5
Avg. Dist. to Rail [m]	6.1	5.1	4.7	5.9	4.3
Avg. Stride Freq. [Hz]	2.5	2.7	2.5	2.5	2.4
Avg. Stride Length [m]	6.1	7.4	7.4	7.4	7.1



Report Created: Tue 02 July 2024 14:53:30 GMT+10 (Note: Timing is based on positional data)

- [] Ranking at each section and finish
- :-:- No data available at this section
- NA No data available

Horse/Jockey Name	ROTH 'N' BUBBLE/Adrian Layt
Finish Rank	2
Fastest Section Time (Section)	0:10.26 (L800)
Top Speed [km/h] (Section)	72.3 (Overall)
Race State	Finished



Townsville QLD - Professional

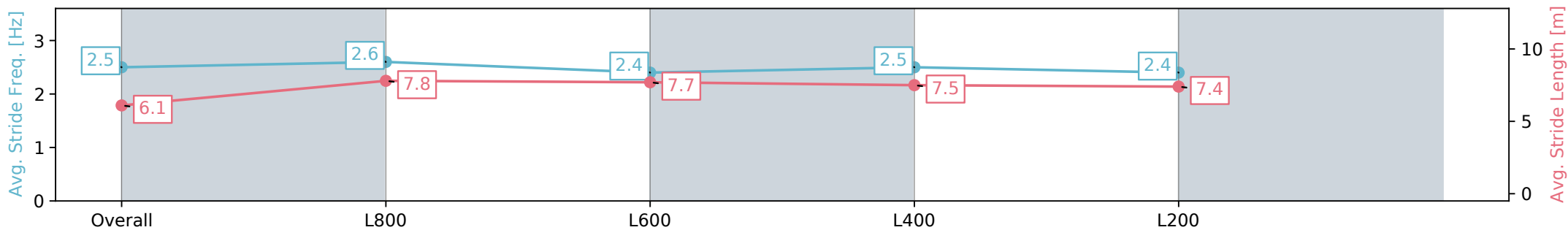
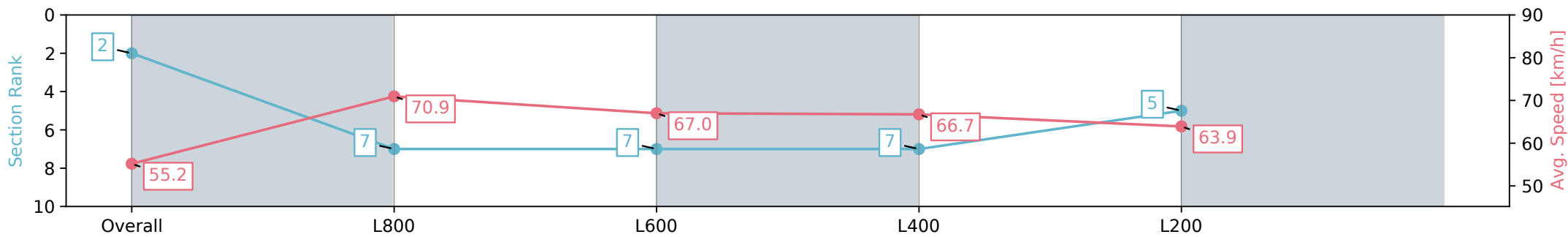
Race 2: Mitavite QTIS Three-Years-Old Handicap - 1000m

02 July 2024 - 1:05PM

Track Rating: Soft 5, Weather: Fine, Rail Position: +7m 1000m-W/
Post; +2m Remainder



Section	Overall	L800	L600	L400	L200
Section Times	0:56.36 [2] (0:13.05)	0:43.31 [7] (0:10.26)	0:33.05 [7] (0:10.92)	0:22.13 [7] (0:10.87)	0:11.26 [5] (0:11.26)
Average Speed [km/h]	55.2	70.9	67.0	66.7	63.9
Top Speed [km/h]	71.8	72.3	70.2	67.3	66.6
Avg. Dist. to Rail [m]	5.1	2.9	3.1	4.7	6.4
Avg. Stride Freq. [Hz]	2.5	2.6	2.4	2.5	2.4
Avg. Stride Length [m]	6.1	7.8	7.7	7.5	7.4



Report Created: Tue 02 July 2024 14:53:31 GMT+10 (Note: Timing is based on positional data)

- [] Ranking at each section and finish
- :-:- No data available at this section
- NA No data available

Horse/Jockey Name	WIN AND TONIC/Lacey Morrison
Finish Rank	3
Fastest Section Time (Section)	0:10.35 (L800)
Top Speed [km/h] (Section)	71.4 (Overall)
Race State	Finished



Townsville QLD - Professional

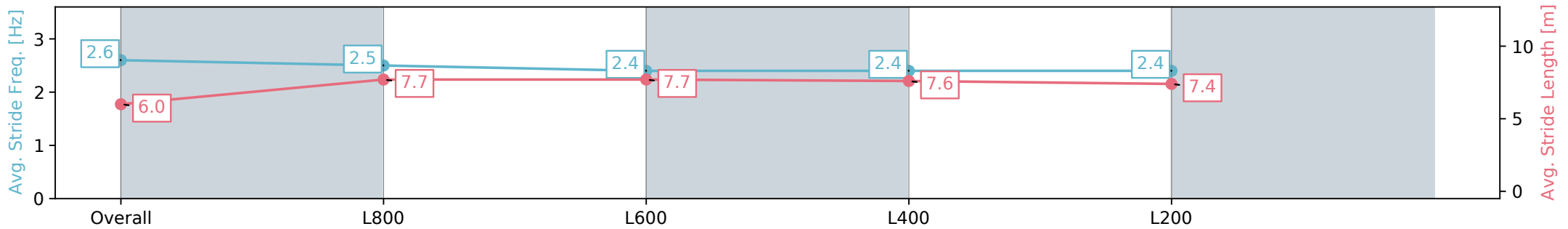
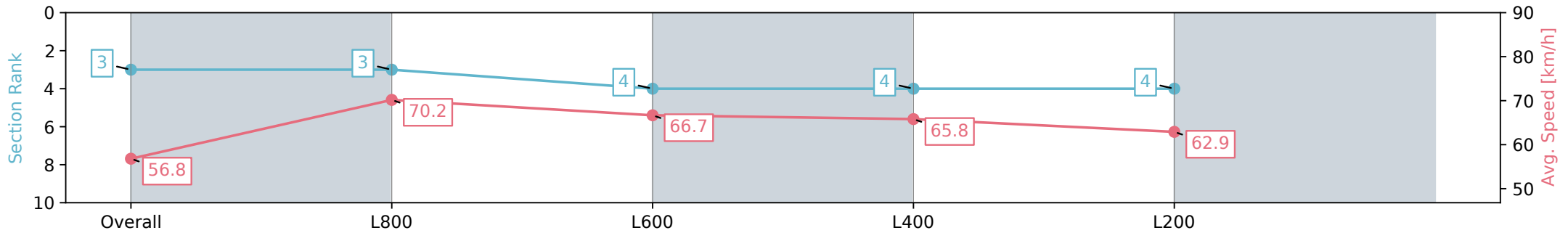
Race 2: Mitavite QTIS Three-Years-Old Handicap - 1000m

02 July 2024 - 1:05PM

Track Rating: Soft 5, Weather: Fine, Rail Position: +7m 1000m-W/ Post; +2m Remainder



Section	Overall	L800	L600	L400	L200
Section Times	0:56.41 [3] (0:12.69)	0:43.72 [3] (0:10.35)	0:33.37 [4] (0:10.91)	0:22.46 [4] (0:11.01)	0:11.45 [4] (0:11.45)
Average Speed [km/h]	56.8	70.2	66.7	65.8	62.9
Top Speed [km/h]	70.9	71.4	68.2	66.7	65.5
Avg. Dist. to Rail [m]	1.8	1.9	2.6	3.6	3.3
Avg. Stride Freq. [Hz]	2.6	2.5	2.4	2.4	2.4
Avg. Stride Length [m]	6.0	7.7	7.7	7.6	7.4



Report Created: Tue 02 July 2024 14:53:32 GMT+10 (Note: Timing is based on positional data)

- [] Ranking at each section and finish
- :-:- No data available at this section
- NA No data available

Horse/Jockey Name	I'M PINKER/Justin Stanley
Finish Rank	4
Fastest Section Time (Section)	0:10.40 (L800)
Top Speed [km/h] (Section)	70.9 (Overall)
Race State	Finished



Townsville QLD - Professional

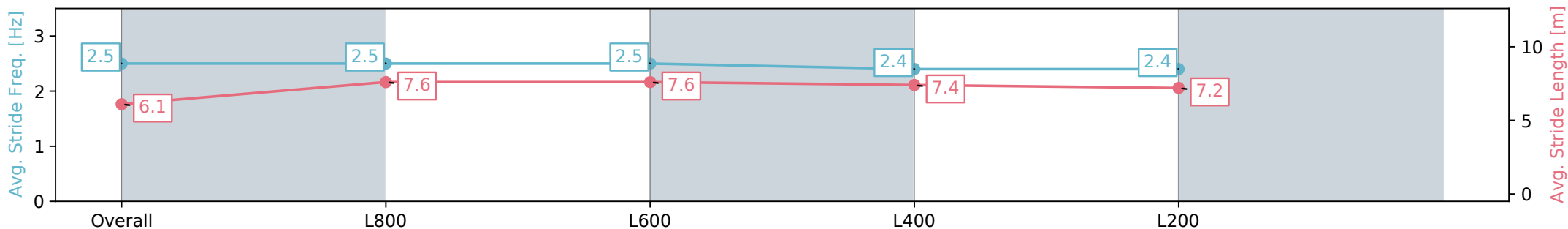
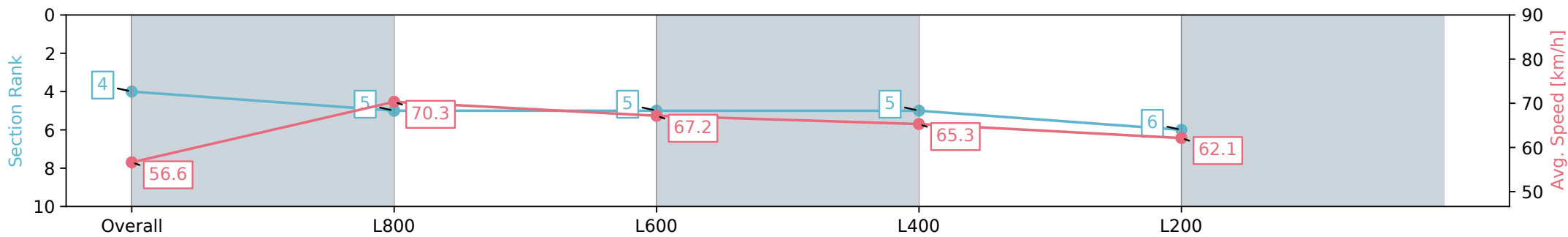
Race 2: Mitavite QTIS Three-Years-Old Handicap - 1000m

02 July 2024 - 1:05PM

Track Rating: Soft 5, Weather: Fine, Rail Position: +7m 1000m-W/
Post; +2m Remainder



Section	Overall	L800	L600	L400	L200
Section Times	0:56.75 [4] (0:12.71)	0:44.04 [5] (0:10.40)	0:33.64 [5] (0:10.94)	0:22.70 [5] (0:11.10)	0:11.60 [6] (0:11.60)
Average Speed [km/h]	56.6	70.3	67.2	65.3	62.1
Top Speed [km/h]	70.6	70.9	69.3	66.9	64.6
Avg. Dist. to Rail [m]	3.8	3.8	4.1	5.2	6.3
Avg. Stride Freq. [Hz]	2.5	2.5	2.5	2.4	2.4
Avg. Stride Length [m]	6.1	7.6	7.6	7.4	7.2



Report Created: Tue 02 July 2024 14:53:33 GMT+10 (Note: Timing is based on positional data)

- [] Ranking at each section and finish
- :-:- No data available at this section
- NA No data available

Horse/Jockey Name	ELIE JOE/Melea Castle
Finish Rank	5
Fastest Section Time (Section)	0:10.19 (L800)
Top Speed [km/h] (Section)	71.3 (Overall)
Race State	Finished



Townsville QLD - Professional

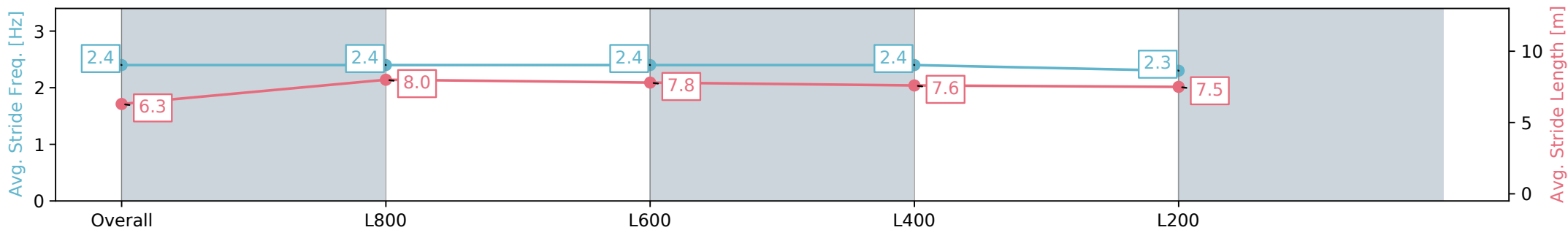
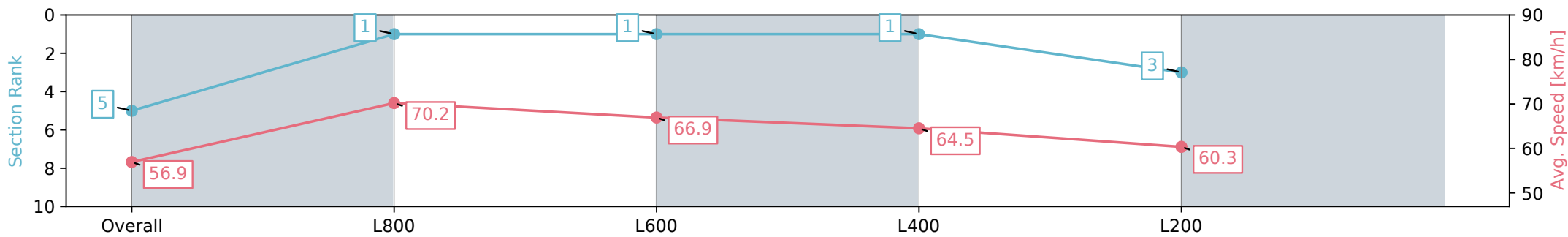
Race 2: Mitavite QTIS Three-Years-Old Handicap - 1000m

02 July 2024 - 1:05PM

Track Rating: Soft 5, Weather: Fine, Rail Position: +7m 1000m-W/Post; +2m Remainder



Section	Overall	L800	L600	L400	L200
Section Times	0:56.84 [5] (0:12.64)	0:44.20 [1] (0:10.19)	0:34.01 [1] (0:10.89)	0:23.12 [1] (0:11.21)	0:11.91 [3] (0:11.91)
Average Speed [km/h]	56.9	70.2	66.9	64.5	60.3
Top Speed [km/h]	70.9	71.3	69.9	66.7	62.9
Avg. Dist. to Rail [m]	2.0	1.5	2.4	1.1	0.7
Avg. Stride Freq. [Hz]	2.4	2.4	2.4	2.4	2.3
Avg. Stride Length [m]	6.3	8.0	7.8	7.6	7.5



Report Created: Tue 02 July 2024 14:53:33 GMT+10 (Note: Timing is based on positional data)

- [] Ranking at each section and finish
- :-:- No data available at this section
- NA No data available

Horse/Jockey Name	YAMABUSHI/Corey Bayliss
Finish Rank	6
Fastest Section Time (Section)	0:10.13 (L800)
Top Speed [km/h] (Section)	72.4 (Overall)
Race State	Finished



Townsville QLD - Professional

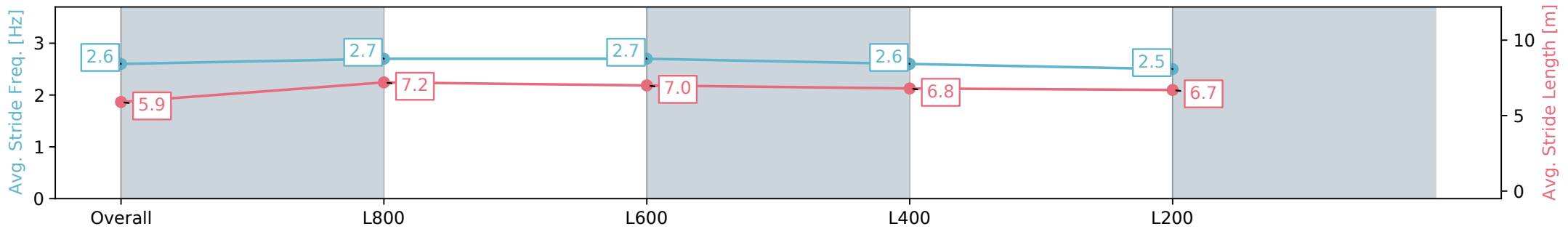
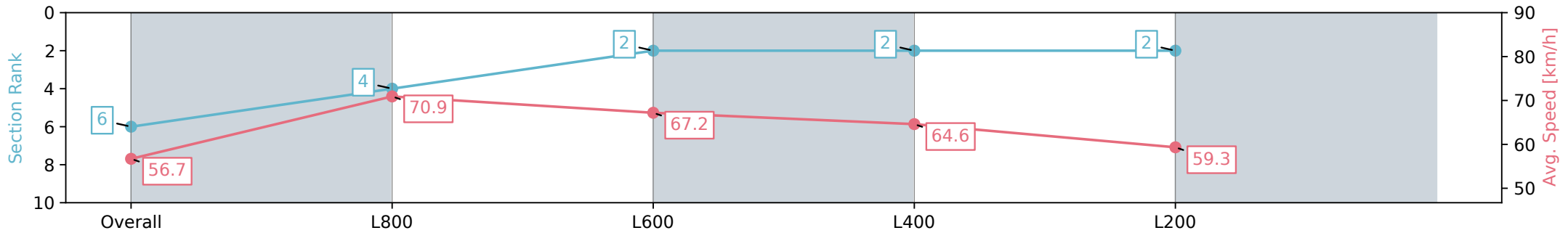
Race 2: Mitavite QTIS Three-Years-Old Handicap - 1000m

02 July 2024 - 1:05PM

Track Rating: Soft 5, Weather: Fine, Rail Position: +7m 1000m-W/ Post; +2m Remainder



Section	Overall	L800	L600	L400	L200
Section Times	0:57.06 [6] (0:12.71)	0:44.35 [4] (0:10.13)	0:34.22 [2] (0:10.90)	0:23.32 [2] (0:11.17)	0:12.15 [2] (0:12.15)
Average Speed [km/h]	56.7	70.9	67.2	64.6	59.3
Top Speed [km/h]	70.9	72.4	69.3	67.7	62.8
Avg. Dist. to Rail [m]	2.7	2.1	3.1	3.0	2.6
Avg. Stride Freq. [Hz]	2.6	2.7	2.7	2.6	2.5
Avg. Stride Length [m]	5.9	7.2	7.0	6.8	6.7



Report Created: Tue 02 July 2024 14:53:34 GMT+10 (Note: Timing is based on positional data)

- [] Ranking at each section and finish
- :-:- No data available at this section
- NA No data available

Horse/Jockey Name	CALM IS POWER/Graham Kliese
Finish Rank	7
Fastest Section Time (Section)	0:10.34 (L800)
Top Speed [km/h] (Section)	71.3 (Overall)
Race State	Finished



Townsville QLD - Professional

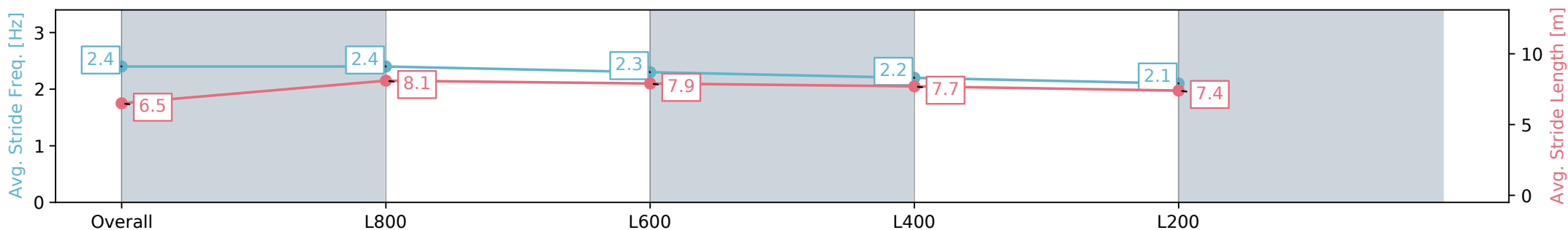
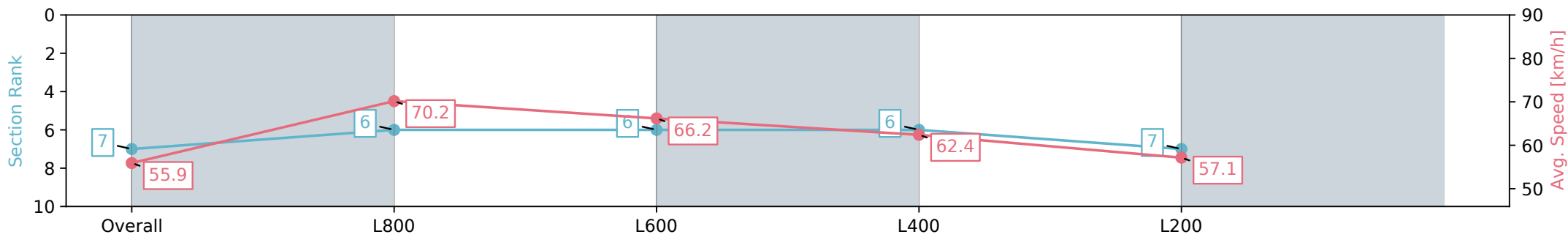
Race 2: Mitavite QTIS Three-Years-Old Handicap - 1000m

02 July 2024 - 1:05PM

Track Rating: Soft 5, Weather: Fine, Rail Position: +7m 1000m-W/Post; +2m Remainder



Section	Overall	L800	L600	L400	L200
Section Times	0:58.31 [7] (0:12.88)	0:45.43 [6] (0:10.34)	0:35.09 [6] (0:10.93)	0:24.16 [6] (0:11.54)	0:12.62 [7] (0:12.62)
Average Speed [km/h]	55.9	70.2	66.2	62.4	57.1
Top Speed [km/h]	70.9	71.3	68.9	64.6	60.2
Avg. Dist. to Rail [m]	1.2	2.0	1.1	0.4	1.7
Avg. Stride Freq. [Hz]	2.4	2.4	2.3	2.2	2.1
Avg. Stride Length [m]	6.5	8.1	7.9	7.7	7.4



Report Created: Tue 02 July 2024 14:53:35 GMT+10 (Note: Timing is based on positional data)

- [] Ranking at each section and finish
- :-:- No data available at this section
- NA No data available



Townsville QLD
Race 2: Mitavite QTIS Three-Years-Old Handicap - 1000m
02 July 2024 - 1:05PM



Track Rating: Soft 5, Weather: Fine, Rail Position: +7m 1000m-W/Post; +2m Remainder

Section	Overall	L800	L600	L400	L200
Field Times	0:56.32 (0:12.64)	0:43.68 (0:10.19)	0:33.48 (0:10.89)	0:22.60 (0:10.97)	0:11.62 (0:11.62)

Position	#	Horse/Jockey	Barrier	Top Speed [km/h]	Fastest Section	First 400m	Overall	L800	L600	L400	L200	Margin	Distance Travelled From Winner [m]
1	5	HARTSHORN Nathan Thomas	9	72.7	0:10.21	0:22.88	0:56.32 (0:12.67)	0:43.65 [2] (0:10.21)	0:33.44 [3] (0:10.92)	0:22.52 [3] (0:10.89)	0:11.63 [1] (0:11.63)	0:56.32	
2	9	ROTH 'N' BUBBLE Adrian Layt	7	72.3	0:10.26	0:23.31	0:56.36 (0:13.05)	0:43.31 [7] (0:10.26)	0:33.05 [7] (0:10.92)	0:22.13 [7] (0:10.87)	0:11.26 [5] (0:11.26)	0.21L	-4
3	4	WIN AND TONIC Lacey Morrison	3	71.4	0:10.35	0:23.04	0:56.41 (0:12.69)	0:43.72 [3] (0:10.35)	0:33.37 [4] (0:10.91)	0:22.46 [4] (0:11.01)	0:11.45 [4] (0:11.45)	0.51L	-6
4	2	I'M PINKER Justin Stanley	5	70.9	0:10.40	0:23.11	0:56.75 (0:12.71)	0:44.04 [5] (0:10.40)	0:33.64 [5] (0:10.94)	0:22.70 [5] (0:11.10)	0:11.60 [6] (0:11.60)	2.53L	-3
5	8	ELIE JOE Melea Castle	1	71.3	0:10.19	0:22.83	0:56.84 (0:12.64)	0:44.20 [1] (0:10.19)	0:34.01 [1] (0:10.89)	0:23.12 [1] (0:11.21)	0:11.91 [3] (0:11.91)	3.02L	-7
6	1	YAMABUSHI Corey Bayliss	4	72.4	0:10.13	0:22.84	0:57.06 (0:12.71)	0:44.35 [4] (0:10.13)	0:34.22 [2] (0:10.90)	0:23.32 [2] (0:11.17)	0:12.15 [2] (0:12.15)	4.37L	-6
7	7	CALM IS POWER Graham Kliese	2	71.3	0:10.34	0:23.22	0:58.31 (0:12.88)	0:45.43 [6] (0:10.34)	0:35.09 [6] (0:10.93)	0:24.16 [6] (0:11.54)	0:12.62 [7] (0:12.62)	11.69L	-8

Scratched: Super Freeze (#3), Our Benefit (#6)

- [] Position in running at each section and finish
- #: Saddle cloth number
- No data available at this section
- DNF Did not finish
- NA No data available
- DNT Did not track
- █ Background shading for fastest section



Townsville QLD

Race 3: Brown Brothers QTIS Two-Years-Old and Three-Years-Old
Maiden Plate - 1200m

02 July 2024 - 1:41PM



Track Rating: Soft 5, Weather: Fine, Rail Position: +7m 1000m-W/Post; +2m Remainder

Section													Overall	L1000	L800	L600	L400	L200		
Field Times													1:10.91 (0:13.56)	0:57.35 (0:10.97)	0:46.39 (0:11.22)	0:35.16 (0:11.17)	0:23.99 (0:11.63)	0:12.37 (0:12.37)		
Position	#	Horse/Jockey	Barrier	Top Speed [km/h]	Fastest Section	First 400m								Margin	Distance Travelled From Winner [m]					
1	5	UNDERRATED Justin Stanley	2	68.0 1200-1000	0:11.00 1000-800	0:25.08	1:10.91 (0:14.08)	0:56.83 [5] (0:11.00)	0:45.83 [6] (0:11.20)	0:34.63 [6] (0:11.17)	0:23.46 [5] (0:11.42)	0:12.04 [5] (0:12.04)	1:10.91							
2	11	MORE THAN YOU Chelsea Jokic	9	68.9 1200-1000	0:11.18 1000-800	0:24.81	1:10.96 (0:13.63)	0:57.33 [2] (0:11.18)	0:46.15 [2] (0:11.19)	0:34.96 [2] (0:11.23)	0:23.73 [3] (0:11.48)	0:12.25 [2] (0:12.25)	0.28L	+3						
3	2	CARE TAKER Ryan Wiggins	1	68.4 1200-1000	0:11.07 1000-800	0:24.96	1:11.00 (0:13.89)	0:57.11 [4] (0:11.07)	0:46.04 [4] (0:11.31)	0:34.73 [5] (0:11.28)	0:23.45 [6] (0:11.46)	0:11.99 [6] (0:11.99)	0.49L	+3						
4	1	BLUE TOES Corey Bayliss	11	69.3 1200-1000	0:10.97 1000-800	0:24.52	1:11.28 (0:13.55)	0:57.73 [1] (0:10.97)	0:46.76 [1] (0:11.22)	0:35.54 [1] (0:11.17)	0:24.37 [1] (0:11.63)	0:12.74 [1] (0:12.74)	2.17L	+0						
5	3	MR GRUMBLER Scott Sheargold	7	67.3 1200-1000	0:10.90 1000-800	0:25.56	1:11.36 (0:14.66)	0:56.70 [10] (0:10.90)	0:45.80 [9] (0:11.20)	0:34.60 [8] (0:11.17)	0:23.43 [8] (0:11.39)	0:12.04 [7] (0:12.04)	2.64L	-5						
6	10	HARDTOCRACK Lacey Morrison	6	65.6 1200-1000	0:11.08 1000-800	0:25.28	1:11.39 (0:14.21)	0:57.18 [6] (0:11.08)	0:46.10 [7] (0:11.28)	0:34.82 [7] (0:11.26)	0:23.56 [7] (0:11.67)	0:11.89 [8] (0:11.89)	2.8L	+5						
7	8	CITY OF BOULDER Nathan Thomas	4	68.7 1200-1000	0:11.04 1000-800	0:24.89	1:11.53 (0:13.85)	0:57.68 [3] (0:11.04)	0:46.64 [3] (0:11.18)	0:35.46 [4] (0:11.08)	0:24.38 [2] (0:11.56)	0:12.81 [3] (0:12.81)	3.62L	+3						
8	4	SNEAKY FREDDY Pietro Romeo	3	68.8 1200-1000	0:10.59 1000-800	0:25.04	1:11.54 (0:14.45)	0:57.09 [8] (0:10.59)	0:46.50 [5] (0:10.98)	0:35.52 [3] (0:11.21)	0:24.31 [4] (0:11.61)	0:12.70 [4] (0:12.70)	3.66L	-2						
9	9	CRIMSON ECHO Tyler Leslight	8	67.3 1200-1000	0:11.10 1000-800	0:25.47	1:11.61 (0:14.37)	0:57.24 [7] (0:11.10)	0:46.14 [8] (0:11.43)	0:34.71 [9] (0:11.34)	0:23.37 [9] (0:11.48)	0:11.89 [9] (0:11.89)	4.07L	+9						
10	7	BOOGIEWITHMAHBABY Melea Castle	10	68.2 1200-1000	0:11.11 1000-800	0:25.78	1:12.34 (0:14.67)	0:57.67 [11] (0:11.11)	0:46.56 [10] (0:11.42)	0:35.14 [10] (0:11.49)	0:23.65 [10] (0:11.61)	0:12.04 [10] (0:12.04)	8.38L	+3						



Townsville QLD

Race 3: Brown Brothers QTIS Two-Years-Old and Three-Years-Old Maiden Plate - 1200m

02 July 2024 - 1:41PM

Track Rating: Soft 5, Weather: Fine, Rail Position: +7m 1000m-W/Post; +2m Remainder



							Overall	L1000	L800	L600	L400	L200		
Section							1:10.91	0:57.35	0:46.39	0:35.16	0:23.99	0:12.37		
Field Times							(0:13.56)	(0:10.97)	(0:11.22)	(0:11.17)	(0:11.63)	(0:12.37)		
Position	#	Horse/Jockey	Barrier	Top Speed [km/h]	Fastest Section	First 400m							Margin	Distance Travelled From Winner [m]
11	6	ARTURETTA	5	65.9	0:11.28	0:25.82	1:12.88	0:58.34 [9]	0:47.06 [11]	0:35.66 [11]	0:24.04 [11]	0:12.27 [11]	11.57L	+7
		Isabella Teh		1000-800	1000-800		(0:14.54)	(0:11.28)	(0:11.40)	(0:11.62)	(0:11.77)	(0:12.27)		

- [] Position in running at each section and finish # Saddle cloth number
- :--:-- No data available at this section **DNF** Did not finish
- NA** No data available **DNT** Did not track
- Background shading for fastest section

Horse/Jockey Name	UNDERRATED/Justin Stanley
Finish Rank	1
Fastest Section Time (Section)	0:11.00 (L1000)
Top Speed [km/h] (Section)	68.0 (Overall)
Race State	Finished



Townsville QLD - Professional

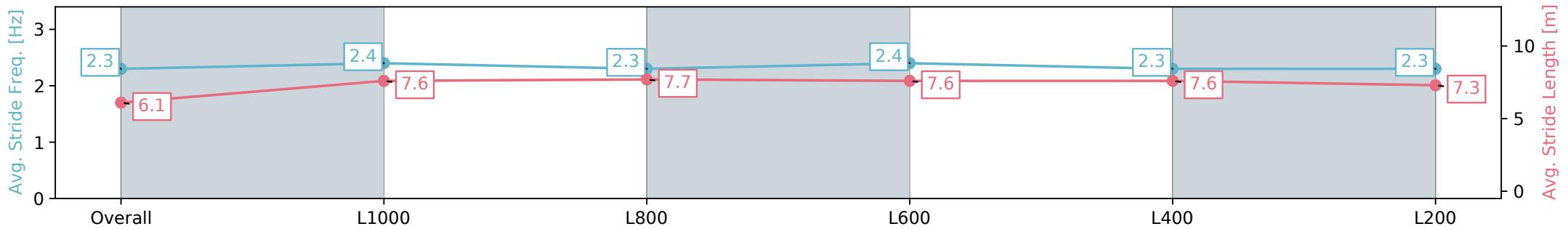
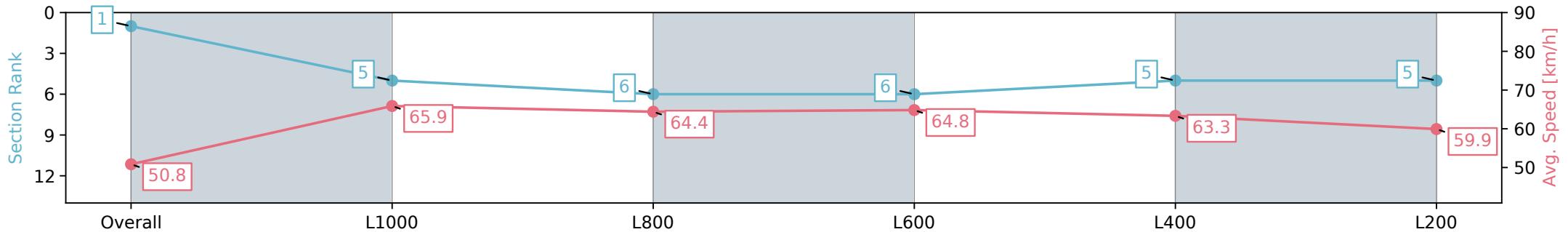
Race 3: Brown Brothers QTIS Two-Years-Old and Three-Years-Old Maiden Plate - 1200m

02 July 2024 - 1:41PM

Track Rating: Soft 5, Weather: Fine, Rail Position: +7m 1000m-W/ Post; +2m Remainder



Section	Overall	L1000	L800	L600	L400	L200
Section Times	1:10.91 [1] (0:14.08)	0:56.83 [5] (0:11.00)	0:45.83 [6] (0:11.20)	0:34.63 [6] (0:11.17)	0:23.46 [5] (0:11.42)	0:12.04 [5] (0:12.04)
Average Speed [km/h]	50.8	65.9	64.4	64.8	63.3	59.9
Top Speed [km/h]	67.4	68.0	65.0	65.4	65.2	62.0
Avg. Dist. to Rail [m]	4.2	2.2	0.6	1.5	2.5	3.4
Avg. Stride Freq. [Hz]	2.3	2.4	2.3	2.4	2.3	2.3
Avg. Stride Length [m]	6.1	7.6	7.7	7.6	7.6	7.3



- [] Ranking at each section and finish
- :-:- No data available at this section
- NA No data available

Horse/Jockey Name	MORE THAN YOU/Chelsea Jokic
Finish Rank	2
Fastest Section Time (Section)	0:11.18 (L1000)
Top Speed [km/h] (Section)	68.9 (Overall)
Race State	Finished



Townsville QLD - Professional

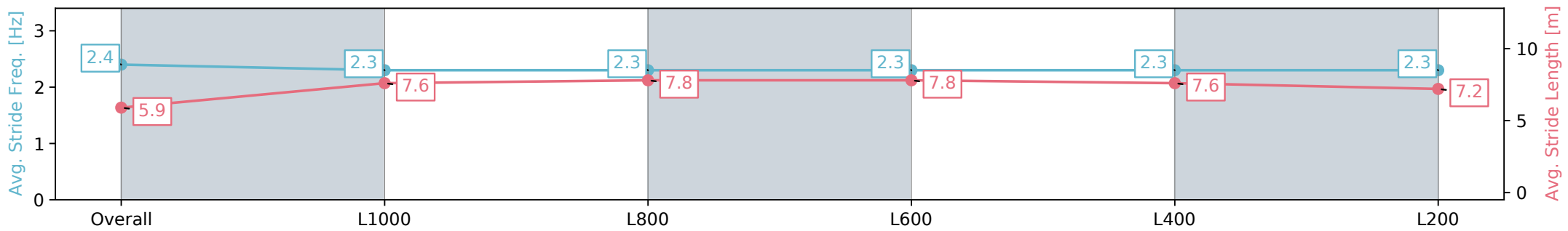
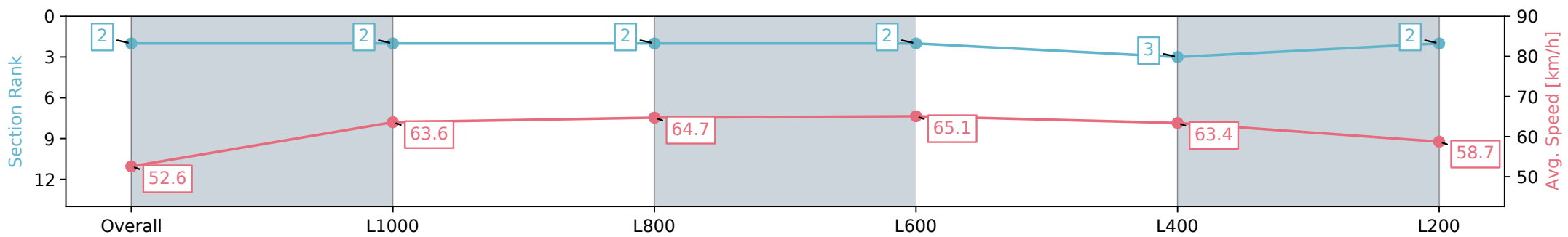
Race 3: Brown Brothers QTIS Two-Years-Old and Three-Years-Old Maiden Plate - 1200m

02 July 2024 - 1:41PM

Track Rating: Soft 5, Weather: Fine, Rail Position: +7m 1000m-W/ Post; +2m Remainder



Section	Overall	L1000	L800	L600	L400	L200
Section Times	1:10.96 [2] (0:13.63)	0:57.33 [2] (0:11.18)	0:46.15 [2] (0:11.19)	0:34.96 [2] (0:11.23)	0:23.73 [3] (0:11.48)	0:12.25 [2] (0:12.25)
Average Speed [km/h]	52.6	63.6	64.7	65.1	63.4	58.7
Top Speed [km/h]	68.9	68.4	66.6	66.7	64.4	62.3
Avg. Dist. to Rail [m]	7.8	2.7	1.2	3.3	5.4	6.1
Avg. Stride Freq. [Hz]	2.4	2.3	2.3	2.3	2.3	2.3
Avg. Stride Length [m]	5.9	7.6	7.8	7.8	7.6	7.2



[] Ranking at each section and finish
 -:-:- No data available at this section
 NA No data available

Horse/Jockey Name	CARE TAKER/Ryan Wiggins
Finish Rank	3
Fastest Section Time (Section)	0:11.07 (L1000)
Top Speed [km/h] (Section)	68.4 (Overall)
Race State	Finished



Townsville QLD - Professional

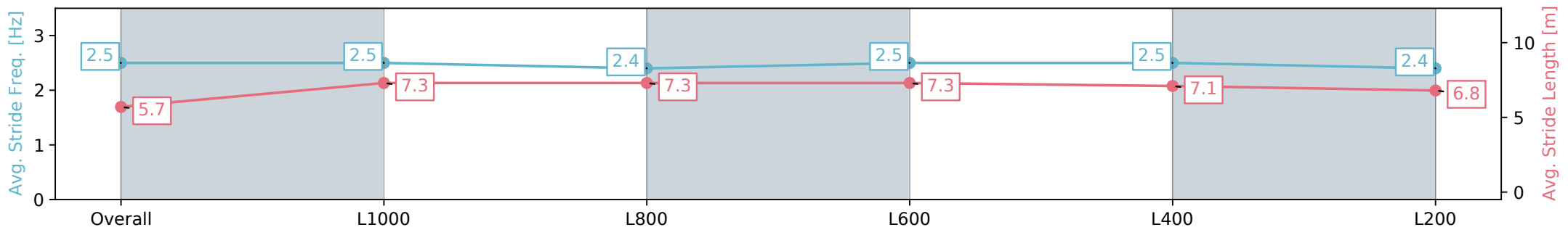
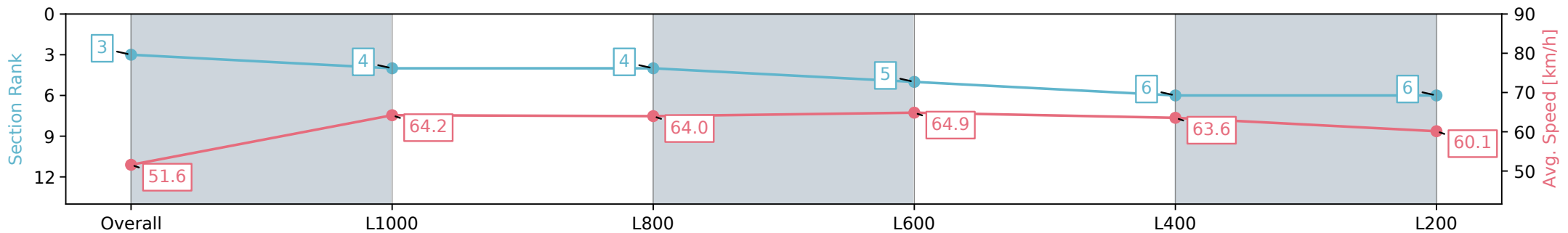
Race 3: Brown Brothers QTIS Two-Years-Old and Three-Years-Old Maiden Plate - 1200m

02 July 2024 - 1:41PM

Track Rating: Soft 5, Weather: Fine, Rail Position: +7m 1000m-W/ Post; +2m Remainder



Section	Overall	L1000	L800	L600	L400	L200
Section Times	1:11.00 [3] (0:13.89)	0:57.11 [4] (0:11.07)	0:46.04 [4] (0:11.31)	0:34.73 [5] (0:11.28)	0:23.45 [6] (0:11.46)	0:11.99 [6] (0:11.99)
Average Speed [km/h]	51.6	64.2	64.0	64.9	63.6	60.1
Top Speed [km/h]	68.4	67.0	66.4	66.1	64.6	61.4
Avg. Dist. to Rail [m]	3.8	2.7	1.0	3.6	7.4	9.9
Avg. Stride Freq. [Hz]	2.5	2.5	2.4	2.5	2.5	2.4
Avg. Stride Length [m]	5.7	7.3	7.3	7.3	7.1	6.8



- [] Ranking at each section and finish
- :-:- No data available at this section
- NA No data available

Horse/Jockey Name	BLUE TOES/Corey Bayliss
Finish Rank	4
Fastest Section Time (Section)	0:10.97 (L1000)
Top Speed [km/h] (Section)	69.3 (Overall)
Race State	Finished



Townsville QLD - Professional

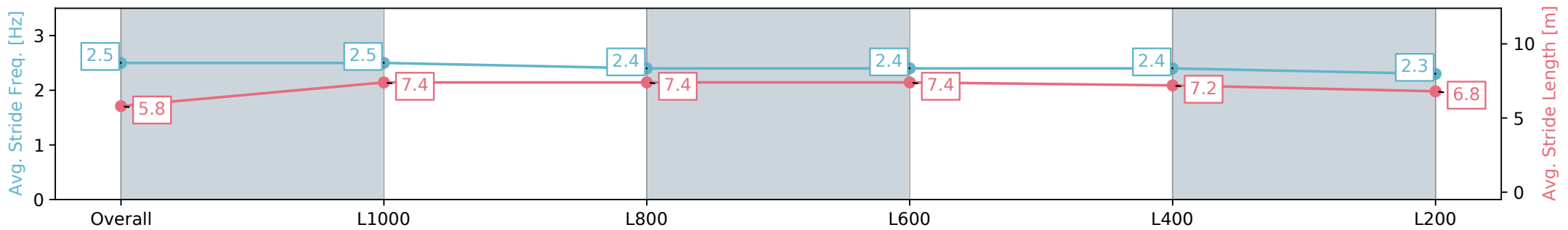
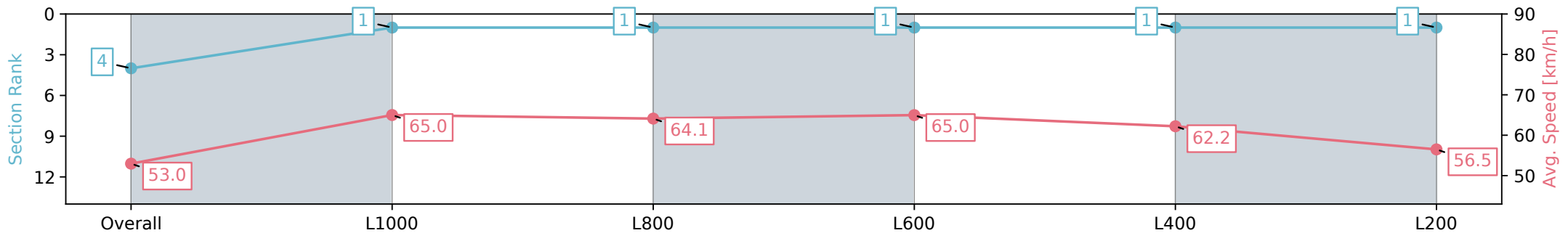
Race 3: Brown Brothers QTIS Two-Years-Old and Three-Years-Old Maiden Plate - 1200m

02 July 2024 - 1:41PM

Track Rating: Soft 5, Weather: Fine, Rail Position: +7m 1000m-W/ Post; +2m Remainder



Section	Overall	L1000	L800	L600	L400	L200
Section Times	1:11.28 [4] (0:13.55)	0:57.73 [1] (0:10.97)	0:46.76 [1] (0:11.22)	0:35.54 [1] (0:11.17)	0:24.37 [1] (0:11.63)	0:12.74 [1] (0:12.74)
Average Speed [km/h]	53.0	65.0	64.1	65.0	62.2	56.5
Top Speed [km/h]	69.1	69.3	65.3	65.7	64.2	59.7
Avg. Dist. to Rail [m]	8.5	2.2	0.3	1.6	2.8	4.2
Avg. Stride Freq. [Hz]	2.5	2.5	2.4	2.4	2.4	2.3
Avg. Stride Length [m]	5.8	7.4	7.4	7.4	7.2	6.8



Report Created: Tue 02 July 2024 14:53:05 GMT+10 (Note: Timing is based on positional data)

- [] Ranking at each section and finish
- :-:- No data available at this section
- NA No data available

Horse/Jockey Name	MR GRUMBLER/Scott Sheargold
Finish Rank	5
Fastest Section Time (Section)	0:10.90 (L1000)
Top Speed [km/h] (Section)	67.3 (Overall)
Race State	Finished



Townsville QLD - Professional

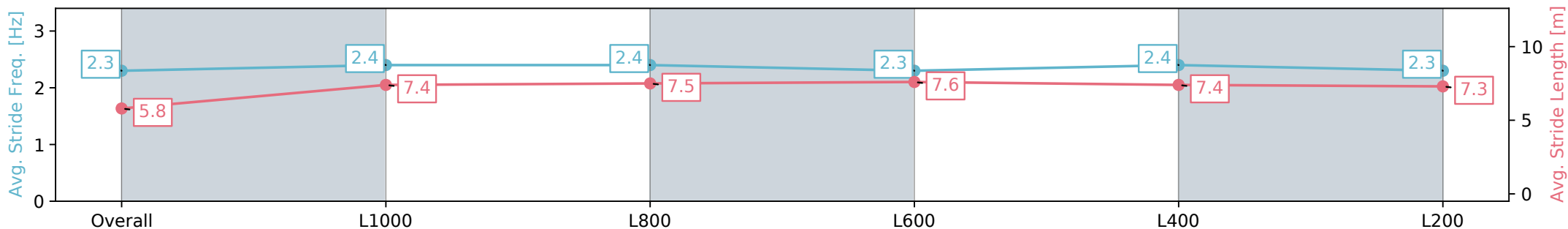
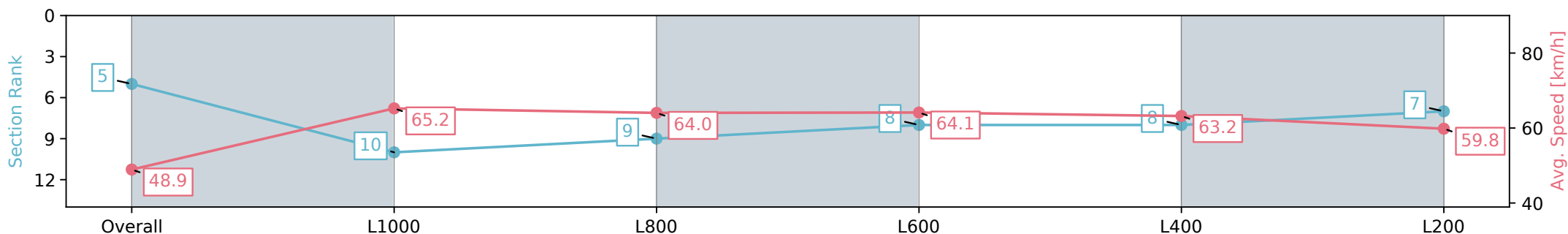
Race 3: Brown Brothers QTIS Two-Years-Old and Three-Years-Old Maiden Plate - 1200m

02 July 2024 - 1:41PM

Track Rating: Soft 5, Weather: Fine, Rail Position: +7m 1000m-W/ Post; +2m Remainder



Section	Overall	L1000	L800	L600	L400	L200
Section Times	1:11.36 [5] (0:14.66)	0:56.70 [10] (0:10.90)	0:45.80 [9] (0:11.20)	0:34.60 [8] (0:11.17)	0:23.43 [8] (0:11.39)	0:12.04 [7] (0:12.04)
Average Speed [km/h]	48.9	65.2	64.0	64.1	63.2	59.8
Top Speed [km/h]	66.2	67.3	64.9	65.7	64.8	62.3
Avg. Dist. to Rail [m]	5.8	2.6	0.9	0.9	0.5	2.2
Avg. Stride Freq. [Hz]	2.3	2.4	2.4	2.3	2.4	2.3
Avg. Stride Length [m]	5.8	7.4	7.5	7.6	7.4	7.3



- [] Ranking at each section and finish
- :-:- No data available at this section
- NA No data available

Horse/Jockey Name	HARDTOCRACK/Lacey Morrison
Finish Rank	6
Fastest Section Time (Section)	0:11.08 (L1000)
Top Speed [km/h] (Section)	65.6 (Overall)
Race State	Finished



Townsville QLD - Professional

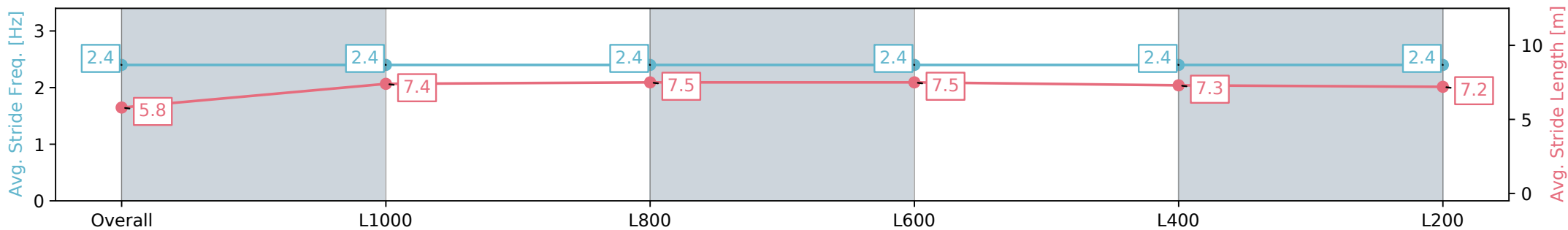
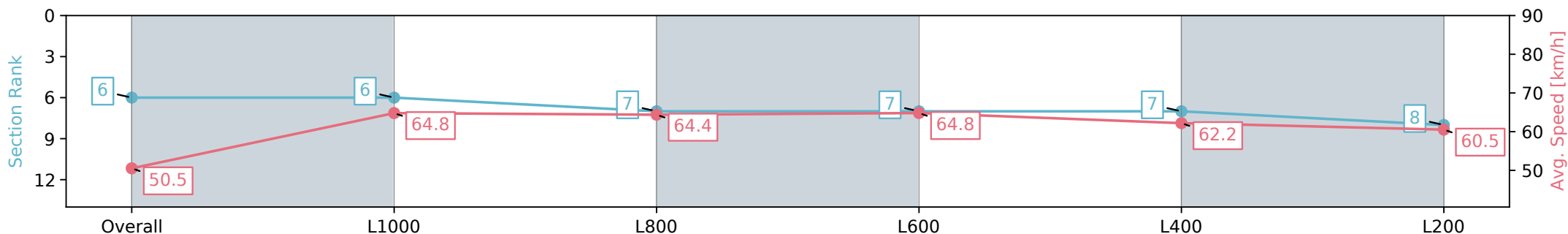
Race 3: Brown Brothers QTIS Two-Years-Old and Three-Years-Old Maiden Plate - 1200m

02 July 2024 - 1:41PM

Track Rating: Soft 5, Weather: Fine, Rail Position: +7m 1000m-W/ Post; +2m Remainder



Section	Overall	L1000	L800	L600	L400	L200
Section Times	1:11.39 [6] (0:14.21)	0:57.18 [6] (0:11.08)	0:46.10 [7] (0:11.28)	0:34.82 [7] (0:11.26)	0:23.56 [7] (0:11.67)	0:11.89 [8] (0:11.89)
Average Speed [km/h]	50.5	64.8	64.4	64.8	62.2	60.5
Top Speed [km/h]	65.4	65.6	65.5	65.3	64.5	62.2
Avg. Dist. to Rail [m]	6.1	1.1	1.9	2.8	4.1	6.2
Avg. Stride Freq. [Hz]	2.4	2.4	2.4	2.4	2.4	2.4
Avg. Stride Length [m]	5.8	7.4	7.5	7.5	7.3	7.2



- [] Ranking at each section and finish
- :-:- No data available at this section
- NA No data available

Horse/Jockey Name	CITY OF BOULDER/Nathan Thomas
Finish Rank	7
Fastest Section Time (Section)	0:11.04 (L1000)
Top Speed [km/h] (Section)	68.7 (Overall)
Race State	Finished



Townsville QLD - Professional

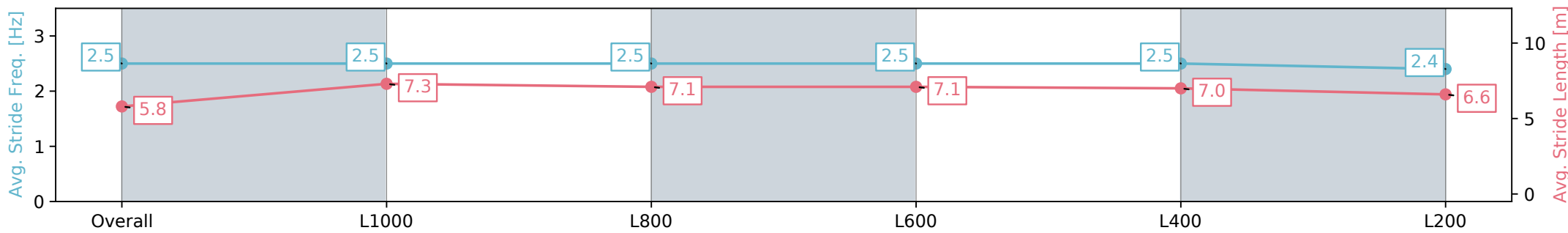
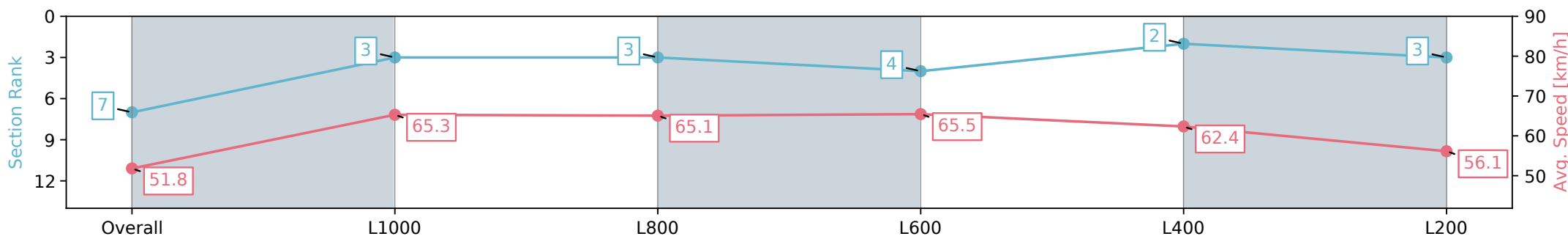
Race 3: Brown Brothers QTIS Two-Years-Old and Three-Years-Old Maiden Plate - 1200m

02 July 2024 - 1:41PM

Track Rating: Soft 5, Weather: Fine, Rail Position: +7m 1000m-W/ Post; +2m Remainder



Section	Overall	L1000	L800	L600	L400	L200
Section Times	1:11.53 [7] (0:13.85)	0:57.68 [3] (0:11.04)	0:46.64 [3] (0:11.18)	0:35.46 [4] (0:11.08)	0:24.38 [2] (0:11.56)	0:12.81 [3] (0:12.81)
Average Speed [km/h]	51.8	65.3	65.1	65.5	62.4	56.1
Top Speed [km/h]	68.7	67.3	67.0	67.1	65.3	59.8
Avg. Dist. to Rail [m]	5.4	1.2	2.1	1.7	0.9	3.2
Avg. Stride Freq. [Hz]	2.5	2.5	2.5	2.5	2.5	2.4
Avg. Stride Length [m]	5.8	7.3	7.1	7.1	7.0	6.6



- [] Ranking at each section and finish
- :-:- No data available at this section
- NA No data available

Horse/Jockey Name	SNEAKY FREDDY/Pietro Romeo
Finish Rank	8
Fastest Section Time (Section)	0:10.59 (L1000)
Top Speed [km/h] (Section)	68.8 (Overall)
Race State	Finished



Townsville QLD - Professional

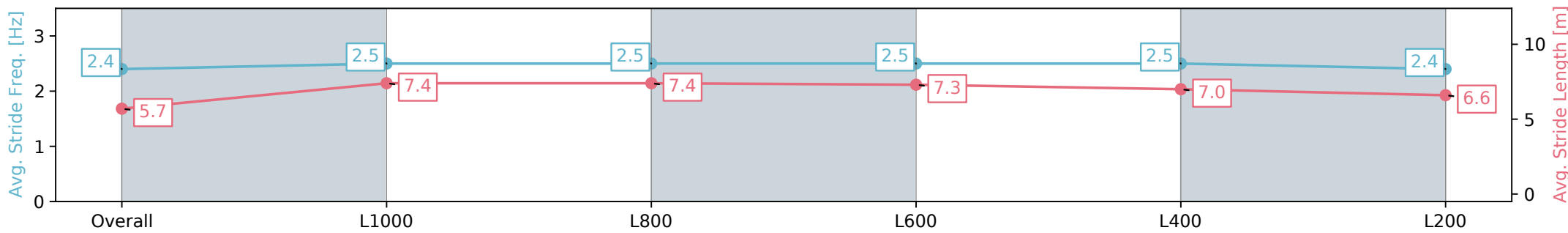
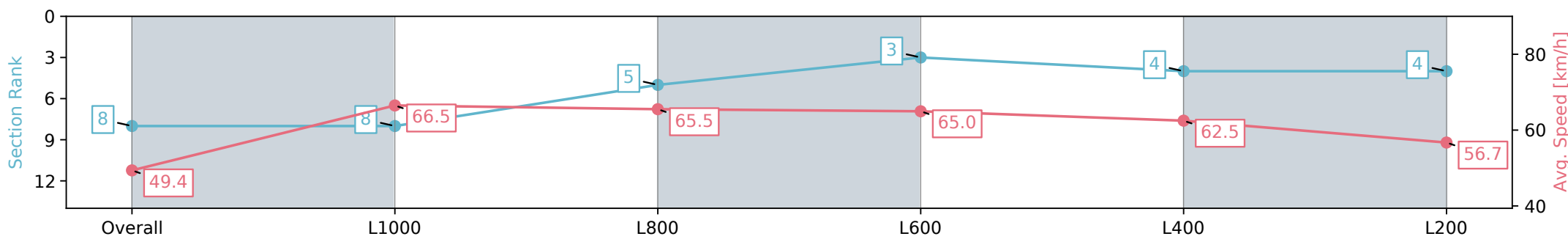
Race 3: Brown Brothers QTIS Two-Years-Old and Three-Years-Old Maiden Plate - 1200m

02 July 2024 - 1:41PM

Track Rating: Soft 5, Weather: Fine, Rail Position: +7m 1000m-W/ Post; +2m Remainder



Section	Overall	L1000	L800	L600	L400	L200
Section Times	1:11.54 [8] (0:14.45)	0:57.09 [8] (0:10.59)	0:46.50 [5] (0:10.98)	0:35.52 [3] (0:11.21)	0:24.31 [4] (0:11.61)	0:12.70 [4] (0:12.70)
Average Speed [km/h]	49.4	66.5	65.5	65.0	62.5	56.7
Top Speed [km/h]	68.4	68.8	66.0	65.9	64.5	59.1
Avg. Dist. to Rail [m]	3.9	4.8	0.8	2.6	4.4	5.5
Avg. Stride Freq. [Hz]	2.4	2.5	2.5	2.5	2.5	2.4
Avg. Stride Length [m]	5.7	7.4	7.4	7.3	7.0	6.6



- [] Ranking at each section and finish
- :-:- No data available at this section
- NA No data available

Horse/Jockey Name	CRIMSON ECHO/Tyler Leslight
Finish Rank	9
Fastest Section Time (Section)	0:11.10 (L1000)
Top Speed [km/h] (Section)	67.3 (Overall)
Race State	Finished



Townsville QLD - Professional

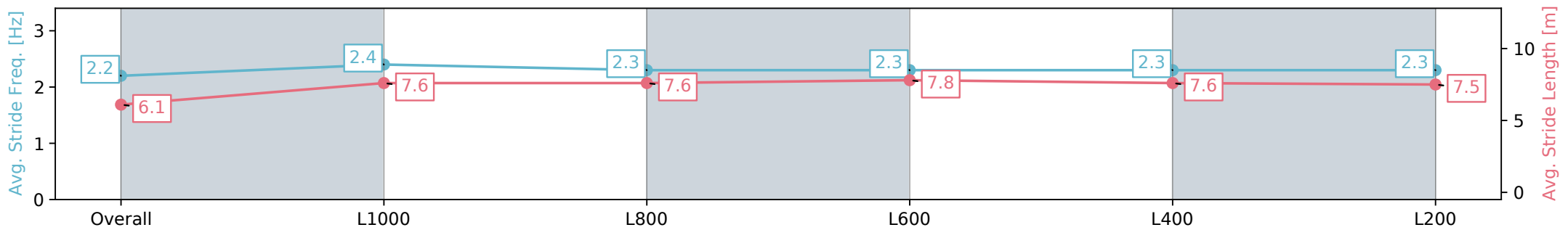
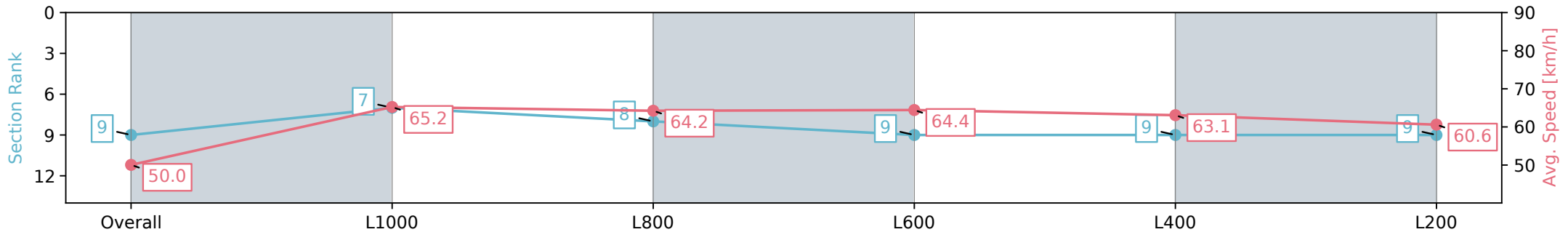
Race 3: Brown Brothers QTIS Two-Years-Old and Three-Years-Old Maiden Plate - 1200m

02 July 2024 - 1:41PM

Track Rating: Soft 5, Weather: Fine, Rail Position: +7m 1000m-W/ Post; +2m Remainder



Section	Overall	L1000	L800	L600	L400	L200
Section Times	1:11.61 [9] (0:14.37)	0:57.24 [7] (0:11.10)	0:46.14 [8] (0:11.43)	0:34.71 [9] (0:11.34)	0:23.37 [9] (0:11.48)	0:11.89 [9] (0:11.89)
Average Speed [km/h]	50.0	65.2	64.2	64.4	63.1	60.6
Top Speed [km/h]	65.0	67.3	65.9	65.3	64.3	62.9
Avg. Dist. to Rail [m]	7.3	1.8	3.6	3.1	2.8	2.6
Avg. Stride Freq. [Hz]	2.2	2.4	2.3	2.3	2.3	2.3
Avg. Stride Length [m]	6.1	7.6	7.6	7.8	7.6	7.5



Report Created: Tue 02 July 2024 14:53:10 GMT+10 (Note: Timing is based on positional data)

- [] Ranking at each section and finish
- :-:- No data available at this section
- NA No data available

Horse/Jockey Name	BOOGIEWITHMAHBABY/Melea Castle
Finish Rank	10
Fastest Section Time (Section)	0:11.11 (L1000)
Top Speed [km/h] (Section)	68.2 (Overall)
Race State	Finished



Townsville QLD - Professional

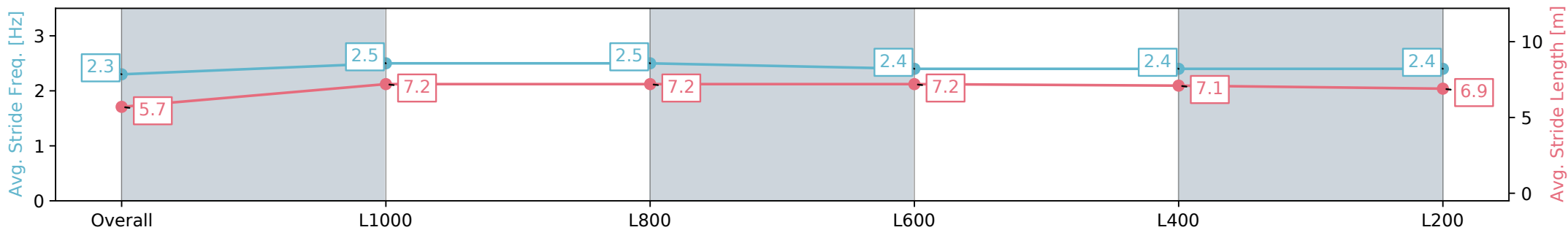
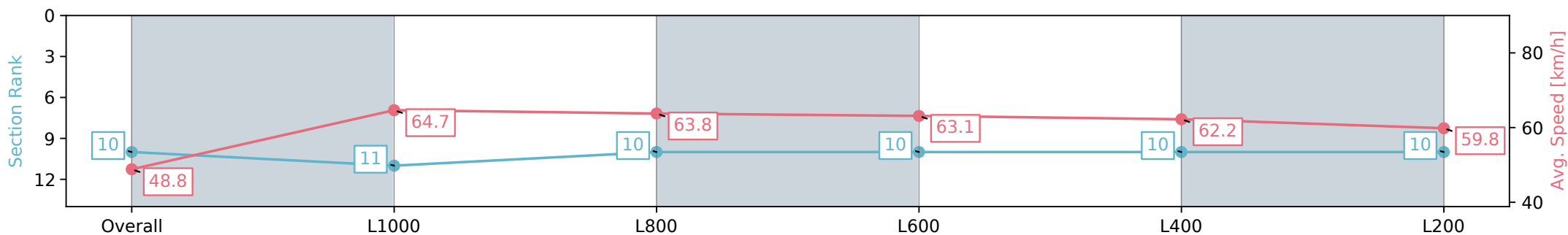
Race 3: Brown Brothers QTIS Two-Years-Old and Three-Years-Old Maiden Plate - 1200m

02 July 2024 - 1:41PM

Track Rating: Soft 5, Weather: Fine, Rail Position: +7m 1000m-W/ Post; +2m Remainder



Section	Overall	L1000	L800	L600	L400	L200
Section Times	1:12.34 [10] (0:14.67)	0:57.67 [11] (0:11.11)	0:46.56 [10] (0:11.42)	0:35.14 [10] (0:11.49)	0:23.65 [10] (0:11.61)	0:12.04 [10] (0:12.04)
Average Speed [km/h]	48.8	64.7	63.8	63.1	62.2	59.8
Top Speed [km/h]	66.6	68.2	66.1	65.3	63.3	61.0
Avg. Dist. to Rail [m]	7.5	2.5	2.3	1.9	2.0	5.4
Avg. Stride Freq. [Hz]	2.3	2.5	2.5	2.4	2.4	2.4
Avg. Stride Length [m]	5.7	7.2	7.2	7.2	7.1	6.9



Report Created: Tue 02 July 2024 14:53:11 GMT+10 (Note: Timing is based on positional data)

- [] Ranking at each section and finish
- :-:- No data available at this section
- NA No data available

Horse/Jockey Name	ARTURETTA/Isabella Teh
Finish Rank	11
Fastest Section Time (Section)	0:11.28 (L1000)
Top Speed [km/h] (Section)	65.9 (L1000)
Race State	Finished



Townsville QLD - Professional

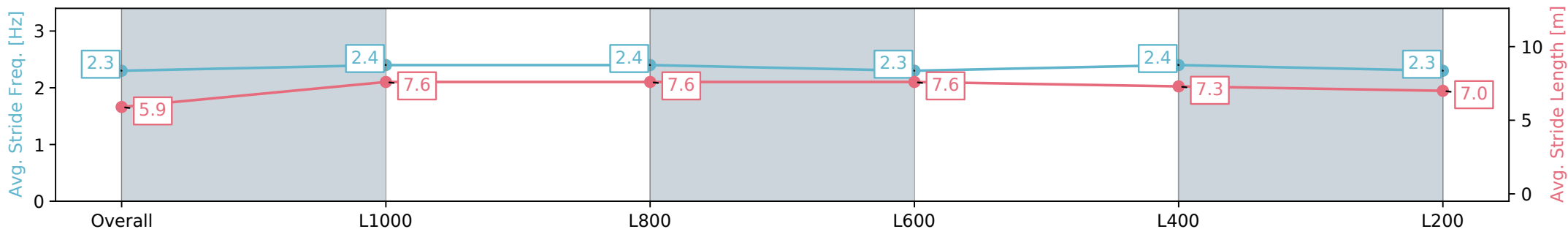
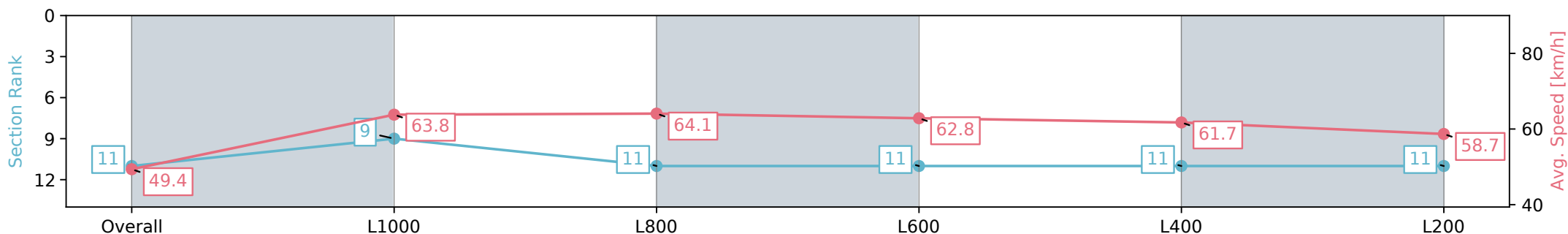
Race 3: Brown Brothers QTIS Two-Years-Old and Three-Years-Old Maiden Plate - 1200m

02 July 2024 - 1:41PM

Track Rating: Soft 5, Weather: Fine, Rail Position: +7m 1000m-W/ Post; +2m Remainder



Section	Overall	L1000	L800	L600	L400	L200
Section Times	1:12.88 [11] (0:14.54)	0:58.34 [9] (0:11.28)	0:47.06 [11] (0:11.40)	0:35.66 [11] (0:11.62)	0:24.04 [11] (0:11.77)	0:12.27 [11] (0:12.27)
Average Speed [km/h]	49.4	63.8	64.1	62.8	61.7	58.7
Top Speed [km/h]	63.4	65.9	65.9	64.1	63.0	60.7
Avg. Dist. to Rail [m]	5.3	1.5	2.7	3.4	5.2	8.1
Avg. Stride Freq. [Hz]	2.3	2.4	2.4	2.3	2.4	2.3
Avg. Stride Length [m]	5.9	7.6	7.6	7.6	7.3	7.0



Report Created: Tue 02 July 2024 14:53:11 GMT+10 (Note: Timing is based on positional data)

- [] Ranking at each section and finish
- :-:- No data available at this section
- NA No data available



Townsville QLD

Race 3: Brown Brothers QTIS Two-Years-Old and Three-Years-Old Maiden Plate - 1200m

02 July 2024 - 1:41PM

Track Rating: Soft 5, Weather: Fine, Rail Position: +7m 1000m-W/Post; +2m Remainder



Section Field Times							Overall	L1000	L800	L600	L400	L200		
							1:10.91 (0:13.56)	0:57.35 (0:10.97)	0:46.39 (0:11.22)	0:35.16 (0:11.17)	0:23.99 (0:11.63)	0:12.37 (0:12.37)		
Position	#	Horse/Jockey	Barrier	Top Speed [km/h]	Fastest Section	First 400m							Margin	Distance Travelled From Winner [m]
1	5	UNDERRATED Justin Stanley	2	68.0 1200-1000	0:11.00 1000-800	0:25.08	1:10.91 (0:14.08)	0:56.83 [5] (0:11.00)	0:45.83 [6] (0:11.20)	0:34.63 [6] (0:11.17)	0:23.46 [5] (0:11.42)	0:12.04 [5] (0:12.04)	1:10.91	
2	11	MORE THAN YOU Chelsea Jokic	9	68.9 1200-1000	0:11.18 1000-800	0:24.81	1:10.96 (0:13.63)	0:57.33 [2] (0:11.18)	0:46.15 [2] (0:11.19)	0:34.96 [2] (0:11.23)	0:23.73 [3] (0:11.48)	0:12.25 [2] (0:12.25)	0.28L	+3
3	2	CARE TAKER Ryan Wiggins	1	68.4 1200-1000	0:11.07 1000-800	0:24.96	1:11.00 (0:13.89)	0:57.11 [4] (0:11.07)	0:46.04 [4] (0:11.31)	0:34.73 [5] (0:11.28)	0:23.45 [6] (0:11.46)	0:11.99 [6] (0:11.99)	0.49L	+3
4	1	BLUE TOES Corey Bayliss	11	69.3 1200-1000	0:10.97 1000-800	0:24.52	1:11.28 (0:13.55)	0:57.73 [1] (0:10.97)	0:46.76 [1] (0:11.22)	0:35.54 [1] (0:11.17)	0:24.37 [1] (0:11.63)	0:12.74 [1] (0:12.74)	2.17L	+0
5	3	MR GRUMBLER Scott Sheargold	7	67.3 1200-1000	0:10.90 1000-800	0:25.56	1:11.36 (0:14.66)	0:56.70 [10] (0:10.90)	0:45.80 [9] (0:11.20)	0:34.60 [8] (0:11.17)	0:23.43 [8] (0:11.39)	0:12.04 [7] (0:12.04)	2.64L	-5
6	10	HARDTOCRACK Lacey Morrison	6	65.6 1200-1000	0:11.08 1000-800	0:25.28	1:11.39 (0:14.21)	0:57.18 [6] (0:11.08)	0:46.10 [7] (0:11.28)	0:34.82 [7] (0:11.26)	0:23.56 [7] (0:11.67)	0:11.89 [8] (0:11.89)	2.8L	+5
7	8	CITY OF BOULDER Nathan Thomas	4	68.7 1200-1000	0:11.04 1000-800	0:24.89	1:11.53 (0:13.85)	0:57.68 [3] (0:11.04)	0:46.64 [3] (0:11.18)	0:35.46 [4] (0:11.08)	0:24.38 [2] (0:11.56)	0:12.81 [3] (0:12.81)	3.62L	+3
8	4	SNEAKY FREDDY Pietro Romeo	3	68.8 1200-1000	0:10.59 1000-800	0:25.04	1:11.54 (0:14.45)	0:57.09 [8] (0:10.59)	0:46.50 [5] (0:10.98)	0:35.52 [3] (0:11.21)	0:24.31 [4] (0:11.61)	0:12.70 [4] (0:12.70)	3.66L	-2
9	9	CRIMSON ECHO Tyler Leslight	8	67.3 1200-1000	0:11.10 1000-800	0:25.47	1:11.61 (0:14.37)	0:57.24 [7] (0:11.10)	0:46.14 [8] (0:11.43)	0:34.71 [9] (0:11.34)	0:23.37 [9] (0:11.48)	0:11.89 [9] (0:11.89)	4.07L	+9
10	7	BOOGIEWITHMAHBABY Melea Castle	10	68.2 1200-1000	0:11.11 1000-800	0:25.78	1:12.34 (0:14.67)	0:57.67 [11] (0:11.11)	0:46.56 [10] (0:11.42)	0:35.14 [10] (0:11.49)	0:23.65 [10] (0:11.61)	0:12.04 [10] (0:12.04)	8.38L	+3

Report Created: Tue 02 July 2024 14:52:57 GMT+10 (Note: Timing is based on positional data)

- [] Position in running at each section and finish
- #: Saddle cloth number
- : No data available at this section
- DNF: Did not finish
- NA: No data available
- DNT: Did not track
- Background shading for fastest section



Townsville QLD

Race 3: Brown Brothers QTIS Two-Years-Old and Three-Years-Old Maiden Plate - 1200m

02 July 2024 - 1:41PM

Track Rating: Soft 5, Weather: Fine, Rail Position: +7m 1000m-W/Post; +2m Remainder



Section							Overall	L1000	L800	L600	L400	L200		
Field Times							1:10.91 (0:13.56)	0:57.35 (0:10.97)	0:46.39 (0:11.22)	0:35.16 (0:11.17)	0:23.99 (0:11.63)	0:12.37 (0:12.37)	Margin	Distance Travelled From Winner [m]
Position	#	Horse/Jockey	Barrier	Top Speed [km/h]	Fastest Section	First 400m								
11	6	ARTURETTA	5	65.9	0:11.28	0:25.82	1:12.88	0:58.34 [9]	0:47.06 [11]	0:35.66 [11]	0:24.04 [11]	0:12.27 [11]	11.57L	+7
		Isabella Teh		1000-800	1000-800		(0:14.54)	(0:11.28)	(0:11.40)	(0:11.62)	(0:11.77)	(0:12.27)		

- [] Position in running at each section and finish # Saddle cloth number
- :--:-- No data available at this section **DNF** Did not finish
- NA** No data available **DNT** Did not track
- Background shading for fastest section



Townsville QLD Professional

Race 4: Hygain Maiden Handicap - 1609m

02 July 2024 - 14:15



Track Rating: Soft 5, Weather: Fine, Rail Position: +7m 1000m-W/Post; +2m Remainder

Section														
Field Times														
Overall	1400m	1200m	1000m	800m	600m	400m	Last 600m							
1:39.15 (0:15.76)	1:23.39 (0:11.83)	1:11.56 (0:12.32)	0:59.24 (0:12.14)	0:47.10 (0:11.73)	0:35.37 (0:11.35)	0:24.02 (0:11.60)	0:35.37							
Rank	TAB	Horse/Jockey	Barrier	Top Speed [km/h]	Fastest Section								Distance Travelled [m]	
1	3	LORD OF PENNO Chelsea Jokic	3	64.8 Overall	0:11.35 600m	1:39.15 [1] (0:15.76)	1:23.39 [1] (0:11.83)	1:11.56 [1] (0:12.32)	0:59.24 [1] (0:12.28)	0:46.96 [2] (0:11.59)	0:35.37 [1] (0:11.35)	0:24.02 [1] (0:11.60)	0:35.37	
2	10	HADMYTIME Adrian Layt	5	65.1 600m	0:11.33 600m	1:39.24 [2] (0:16.05)	1:23.19 [2] (0:11.87)	1:11.32 [3] (0:12.26)	0:59.06 [3] (0:12.08)	0:46.98 [3] (0:11.65)	0:35.33 [2] (0:11.33)	0:24.00 [2] (0:11.70)	0:35.33	-1
3	1	DEER HUNTER Ryan Wiggins	4	65.6 800m	0:11.50 400m	1:39.32 [3] (0:16.25)	1:23.07 [5] (0:11.78)	1:11.29 [4] (0:12.43)	0:58.86 [4] (0:12.08)	0:46.78 [4] (0:11.58)	0:35.20 [4] (0:11.55)	0:23.65 [4] (0:11.50)	0:35.20	+7
4	8	BOGAN PRINCESS Nathan Thomas	1	65.1 600m	0:11.57 600m	1:39.64 [4] (0:16.10)	1:23.54 [3] (0:11.69)	1:11.85 [2] (0:12.17)	0:59.68 [2] (0:12.09)	0:47.59 [1] (0:11.97)	0:35.62 [3] (0:11.57)	0:24.05 [3] (0:11.70)	0:35.62	+5
4	2	TWENTY THREE WALL Denicious Smith	9	65.2 600m	0:11.47 600m	1:39.64 [4] (0:16.48)	1:23.16 [6] (0:11.81)	1:11.35 [6] (0:12.42)	0:58.93 [6] (0:12.07)	0:46.86 [5] (0:11.54)	0:35.32 [5] (0:11.47)	0:23.85 [6] (0:11.58)	0:35.32	+6
6	4	RATALOUIE Corey Bayliss	2	64.4 600m	0:11.46 600m	1:39.92 [6] (0:16.21)	1:23.71 [4] (0:11.99)	1:11.72 [5] (0:12.42)	0:59.30 [5] (0:12.17)	0:47.13 [6] (0:11.62)	0:35.51 [6] (0:11.46)	0:24.05 [7] (0:11.59)	0:35.51	-2
7	6	KAISA Scott Sheargold	7	66.4 800m	0:11.27 600m	1:40.05 [7] (0:16.56)	1:23.49 [7] (0:12.00)	1:11.49 [7] (0:12.43)	0:59.06 [7] (0:11.98)	0:47.08 [7] (0:11.55)	0:35.53 [7] (0:11.27)	0:24.26 [5] (0:11.56)	0:35.53	-1
8	11	SIRENE ROUGE Graham Kliese	6	64.5 800m	0:11.52 800m	1:41.91 [8] (0:16.70)	1:25.21 [8] (0:12.11)	1:13.10 [8] (0:12.27)	1:00.83 [8] (0:11.95)	0:48.88 [8] (0:11.52)	0:37.36 [8] (0:11.77)	0:25.59 [8] (0:12.14)	0:37.36	-1

Scratched: Fairybower Flyer (#9), Zuri Zuri (#7), I'm Famous (#5)



Townsville QLD Professional

Race 4: Hygain Maiden Handicap - 1609m

02 July 2024 - 14:15



Track Rating: Soft 5, Weather: Fine, Rail Position: +7m 1000m-W/Post; +2m Remainder

Section				200m				Last 600m	
Field Times				0:12.42 (0:12.42)				0:35.37	
Rank	TAB	Horse/Jockey	Barrier	Top Speed [km/h]	Fastest Section	Margin			Distance Travelled [m]
1	3	LORD OF PENNO Chelsea Jokic	3	64.8 Overall	0:11.35 600m	0:12.42 [1] (0:12.42)	1:39.15		0:35.37
2	10	HADMYTIME Adrian Layt	5	65.1 600m	0:11.33 600m	0:12.30 [2] (0:12.30)	0.58L		0:35.33 -1
3	1	DEER HUNTER Ryan Wiggins	4	65.6 800m	0:11.50 400m	0:12.15 [3] (0:12.15)	1.03L		0:35.20 +7
4	8	BOGAN PRINCESS Nathan Thomas	1	65.1 600m	0:11.57 600m	0:12.35 [4] (0:12.35)	2.92L		0:35.62 +5
4	2	TWENTY THREE WALL Denicious Smith	9	65.2 600m	0:11.47 600m	0:12.27 [6] (0:12.27)	2.92L		0:35.32 +6
6	4	RATALOUIE Corey Bayliss	2	64.4 600m	0:11.46 600m	0:12.46 [7] (0:12.46)	4.53L		0:35.51 -2
7	6	KAISA Scott Sheargold	7	66.4 800m	0:11.27 600m	0:12.70 [5] (0:12.70)	5.34L		0:35.53 -1
8	11	SIRENE ROUGE Graham Kliese	6	64.5 800m	0:11.52 800m	0:13.45 [8] (0:13.45)	16.28L		0:37.36 -1

Scratched: Fairybower Flyer (#9), Zuri Zuri (#7), I'm Famous (#5)



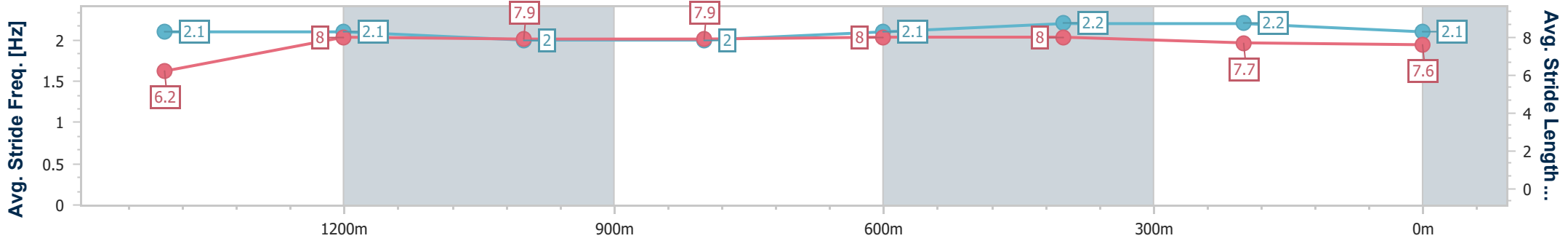
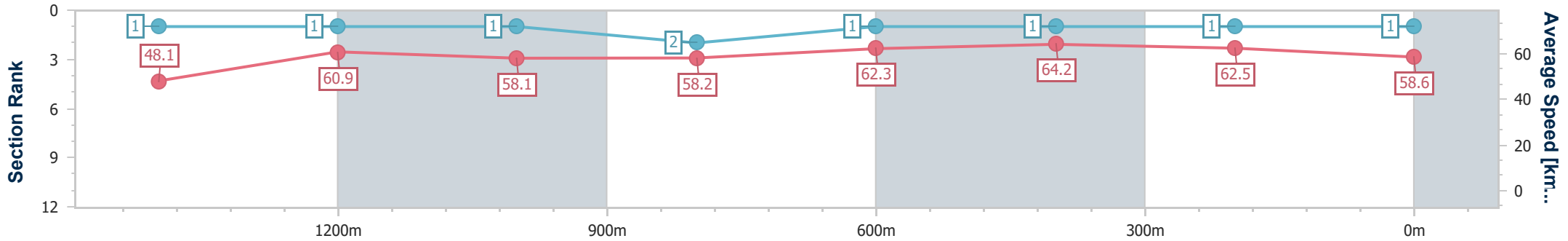
Horse/Jockey Name	Lord Of Penno
Final Rank	1
Fastest Section Time (Section)	0:11.35 (600m)
Top Speed [km/h] (Section)	64.8 (Overall)
Race State	Finished



Townsville QLD Professional
Race 4: Hygain Maiden Handicap - 1609m
 02 July 2024 - 14:15
 Track Rating: Soft 5, Weather: Fine, Rail Position: +7m 1000m-
 W/Post; +2m Remainder



Section	Overall	1400m	1200m	1000m	800m	600m	400m	200m
Section Times	1:39.15 [1] (0:15.76)	1:23.39 [1] (0:11.83)	1:11.56 [1] (0:12.32)	0:59.24 [1] (0:12.28)	0:46.96 [2] (0:11.59)	0:35.37 [1] (0:11.35)	0:24.02 [1] (0:11.60)	0:12.42 [1] (0:12.42)
Average Speed [km/h]	48.1	60.9	58.1	58.2	62.3	64.2	62.5	58.6
Top Speed [km/h]	64.8	63.2	59.1	59.5	64.6	64.4	64.0	60.7
Avg. Dist. to Rail [m]	6.6	0.8	1.8	2.1	0.8	2.5	3.5	4.8
Avg. Stride Freq. [Hz]	2.1	2.1	2.0	2.0	2.1	2.2	2.2	2.1
Avg. Stride Length [m]	6.2	8.0	7.9	7.9	8.0	8.0	7.7	7.6



- [] Ranking at each section and finish
- .-.- No data available at this section
- NA No data available



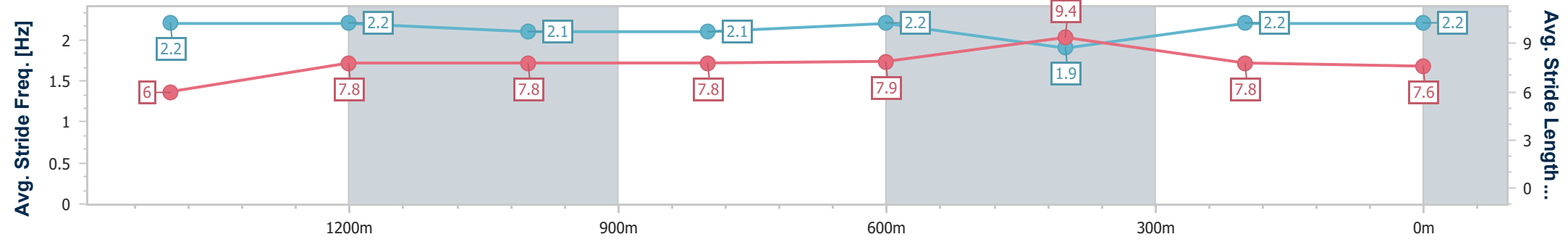
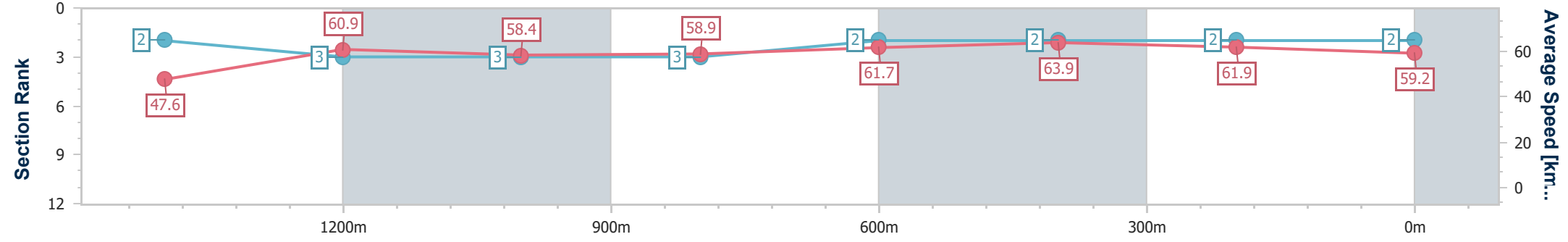
Horse/Jockey Name	Hadmytime
Final Rank	2
Fastest Section Time (Section)	0:11.33 (600m)
Top Speed [km/h] (Section)	65.1 (600m)
Race State	Finished



Townsville QLD Professional
Race 4: Hygain Maiden Handicap - 1609m
 02 July 2024 - 14:15
 Track Rating: Soft 5, Weather: Fine, Rail Position: +7m 1000m-
 W/Post; +2m Remainder



Section	Overall	1400m	1200m	1000m	800m	600m	400m	200m						
Section Times	1:39.24 [2] (0:16.05)	1:23.19 [2] (0:11.87)	1:11.32 [3] (0:12.26)	0:59.06 [3] (0:12.08)	0:46.98 [3] (0:11.65)	0:35.33 [2] (0:11.33)	0:24.00 [2] (0:11.70)	0:12.30 [2] (0:12.30)						
Average Speed [km/h]	47.6	60.9	58.4	58.9	61.7	63.9	61.9	59.2						
Top Speed [km/h]	64.8	63.2	59.2	60.5	62.7	65.1	63.7	60.9						
Avg. Dist. to Rail [m]	8.6	1.3	1.8	2.8	0.4	1.4	3.8	5.1						
Avg. Stride Freq. [Hz]	2.2	2.2	2.1	2.1	2.2	1.9	2.2	2.2						
Avg. Stride Length [m]	6.0	7.8	7.8	7.8	7.9	9.4	7.8	7.6						



- [] Ranking at each section and finish
- .-.- No data available at this section
- NA No data available



Horse/Jockey Name	Deer Hunter
Final Rank	3
Fastest Section Time (Section)	0:11.50 (400m)
Top Speed [km/h] (Section)	65.6 (800m)
Race State	Finished



Townsville QLD Professional

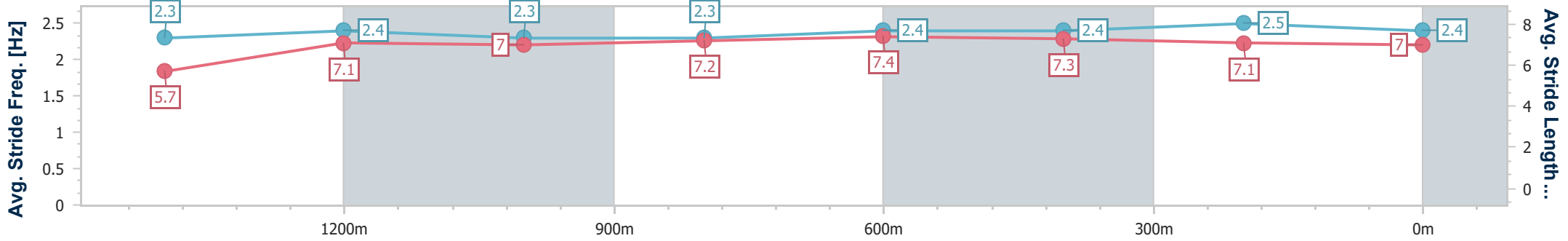
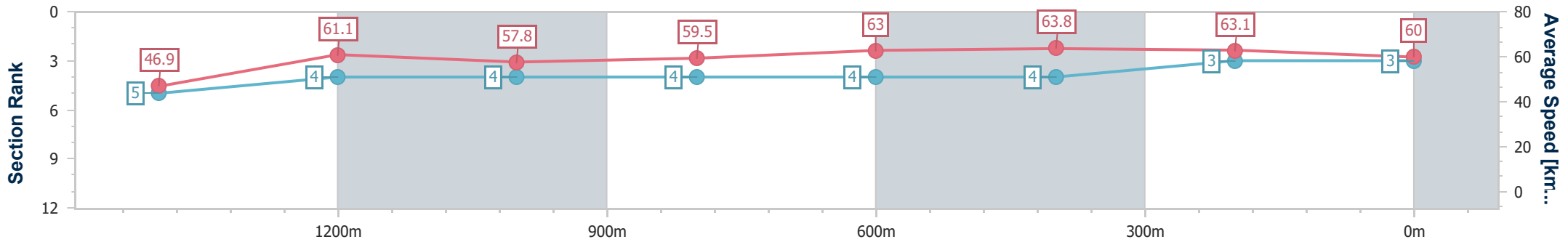
Race 4: Hygain Maiden Handicap - 1609m

02 July 2024 - 14:15

Track Rating: Soft 5, Weather: Fine, Rail Position: +7m 1000m-
W/Post; +2m Remainder



Section	Overall	1400m	1200m	1000m	800m	600m	400m	200m
Section Times	1:39.32 [3] (0:16.25)	1:23.07 [5] (0:11.78)	1:11.29 [4] (0:12.43)	0:58.86 [4] (0:12.08)	0:46.78 [4] (0:11.58)	0:35.20 [4] (0:11.55)	0:23.65 [4] (0:11.50)	0:12.15 [3] (0:12.15)
Average Speed [km/h]	46.9	61.1	57.8	59.5	63.0	63.8	63.1	60.0
Top Speed [km/h]	63.9	63.8	58.6	60.6	65.6	64.8	63.9	61.5
Avg. Dist. to Rail [m]	7.6	1.5	1.9	1.4	2.9	4.7	5.0	5.9
Avg. Stride Freq. [Hz]	2.3	2.4	2.3	2.3	2.4	2.4	2.5	2.4
Avg. Stride Length [m]	5.7	7.1	7.0	7.2	7.4	7.3	7.1	7.0



- [] Ranking at each section and finish
- .-.- No data available at this section
- NA No data available



Horse/Jockey Name	Twenty Three Wall
Final Rank	4
Fastest Section Time (Section)	0:11.47 (600m)
Top Speed [km/h] (Section)	65.2 (600m)
Race State	Finished

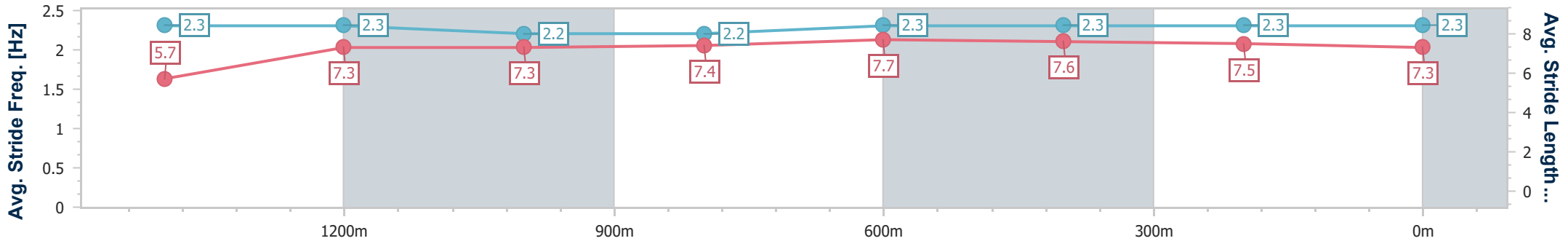
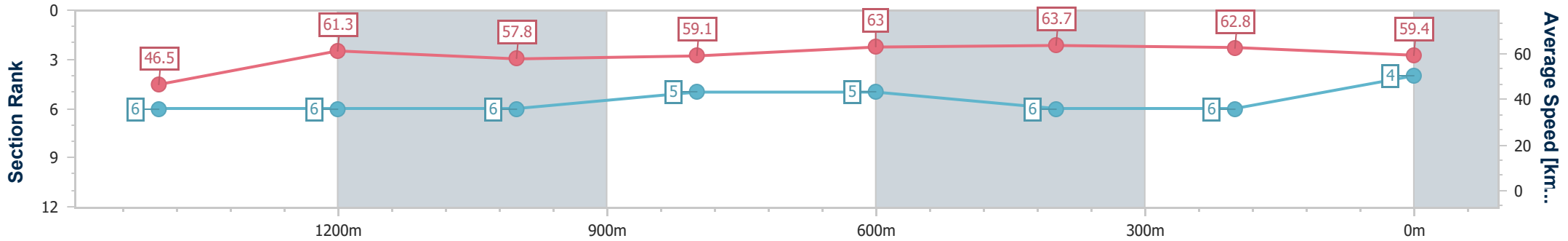


Townsville QLD Professional
Race 4: Hygain Maiden Handicap - 1609m



02 July 2024 - 14:15
Track Rating: Soft 5, Weather: Fine, Rail Position: +7m 1000m-
W/Post; +2m Remainder

Section	Overall	1400m	1200m	1000m	800m	600m	400m	200m					
Section Times	1:39.64 [4] (0:16.48)	1:23.16 [6] (0:11.81)	1:11.35 [6] (0:12.42)	0:58.93 [6] (0:12.07)	0:46.86 [5] (0:11.54)	0:35.32 [5] (0:11.47)	0:23.85 [6] (0:11.58)	0:12.27 [6] (0:12.27)					
Average Speed [km/h]	46.5	61.3	57.8	59.1	63.0	63.7	62.8	59.4					
Top Speed [km/h]	64.8	64.4	58.6	60.7	64.6	65.2	63.9	62.3					
Avg. Dist. to Rail [m]	9.5	2.1	1.9	2.0	1.9	3.5	6.5	7.4					
Avg. Stride Freq. [Hz]	2.3	2.3	2.2	2.2	2.3	2.3	2.3	2.3					
Avg. Stride Length [m]	5.7	7.3	7.3	7.4	7.7	7.6	7.5	7.3					



- [] Ranking at each section and finish
- .-.- No data available at this section
- NA No data available



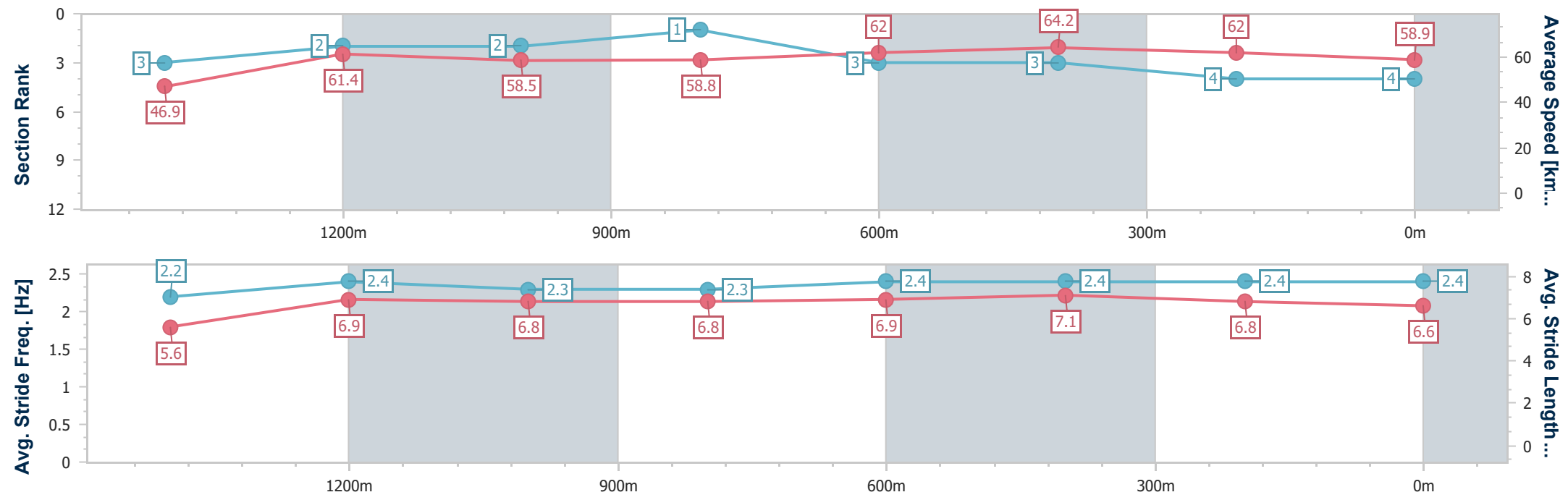
Horse/Jockey Name	Bogan Princess
Final Rank	4
Fastest Section Time (Section)	0:11.57 (600m)
Top Speed [km/h] (Section)	65.1 (600m)
Race State	Finished



Townsville QLD Professional
 Race 4: Hygain Maiden Handicap - 1609m
 02 July 2024 - 14:15
 Track Rating: Soft 5, Weather: Fine, Rail Position: +7m 1000m-
 W/Post; +2m Remainder



Section	Overall	1400m	1200m	1000m	800m	600m	400m	200m						
Section Times	1:39.64 [4] (0:16.10)	1:23.54 [3] (0:11.69)	1:11.85 [2] (0:12.17)	0:59.68 [2] (0:12.09)	0:47.59 [1] (0:11.97)	0:35.62 [3] (0:11.57)	0:24.05 [3] (0:11.70)	0:12.35 [4] (0:12.35)						
Average Speed [km/h]	46.9	61.4	58.5	58.8	62.0	64.2	62.0	58.9						
Top Speed [km/h]	64.4	64.3	59.7	59.7	64.4	65.1	63.8	60.7						
Avg. Dist. to Rail [m]	4.6	1.9	4.8	3.6	6.3	6.2	4.7	4.9						
Avg. Stride Freq. [Hz]	2.2	2.4	2.3	2.3	2.4	2.4	2.4	2.4						
Avg. Stride Length [m]	5.6	6.9	6.8	6.8	6.9	7.1	6.8	6.6						



- [] Ranking at each section and finish
- .-.- No data available at this section
- NA No data available



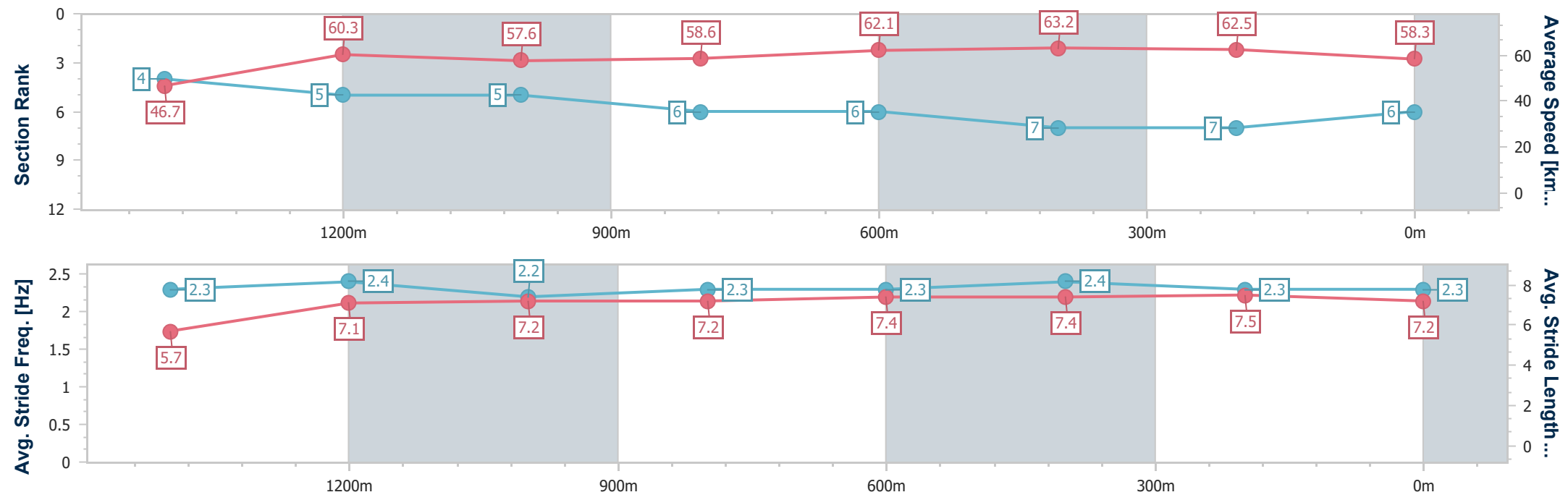
Horse/Jockey Name	Ratalouie
Final Rank	6
Fastest Section Time (Section)	0:11.46 (600m)
Top Speed [km/h] (Section)	64.4 (600m)
Race State	Finished



Townsville QLD Professional
Race 4: Hygain Maiden Handicap - 1609m
 02 July 2024 - 14:15
 Track Rating: Soft 5, Weather: Fine, Rail Position: +7m 1000m-
 W/Post; +2m Remainder



Section	Overall	1400m	1200m	1000m	800m	600m	400m	200m						
Section Times	1:39.92 [6] (0:16.21)	1:23.71 [4] (0:11.99)	1:11.72 [5] (0:12.42)	0:59.30 [5] (0:12.17)	0:47.13 [6] (0:11.62)	0:35.51 [6] (0:11.46)	0:24.05 [7] (0:11.59)	0:12.46 [7] (0:12.46)						
Average Speed [km/h]	46.7	60.3	57.6	58.6	62.1	63.2	62.5	58.3						
Top Speed [km/h]	63.7	62.4	58.6	59.9	64.4	64.4	63.0	62.0						
Avg. Dist. to Rail [m]	6.0	1.4	1.9	2.2	0.4	1.4	3.1	4.9						
Avg. Stride Freq. [Hz]	2.3	2.4	2.2	2.3	2.3	2.4	2.3	2.3						
Avg. Stride Length [m]	5.7	7.1	7.2	7.2	7.4	7.4	7.5	7.2						



- [] Ranking at each section and finish
- .-.- No data available at this section
- NA No data available



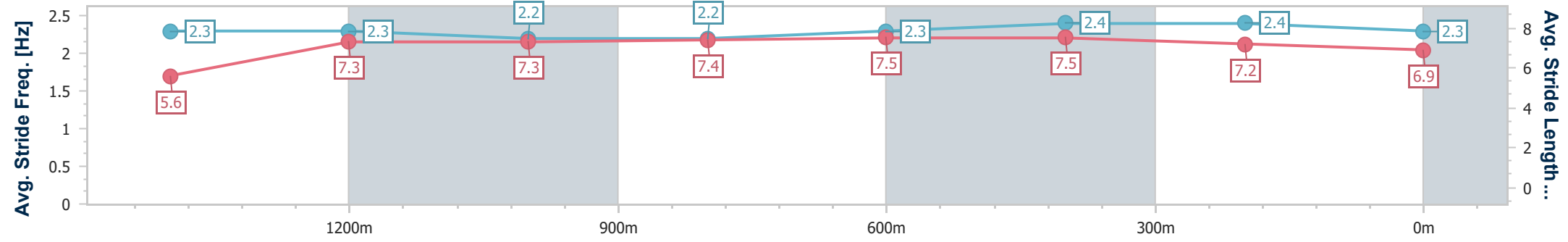
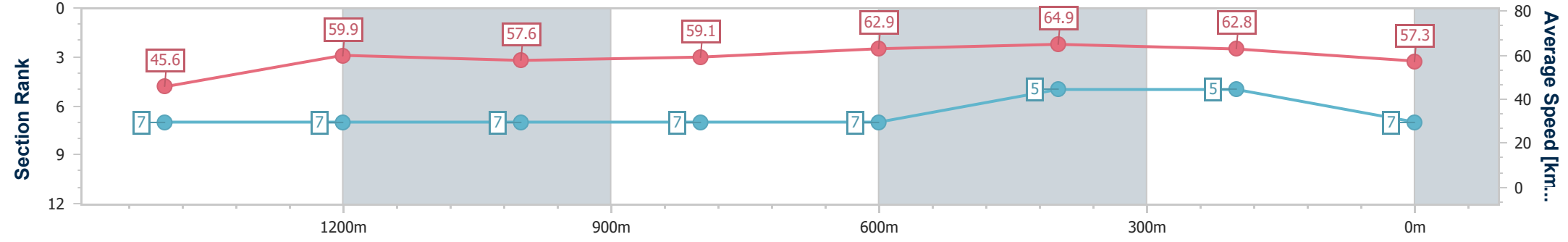
Horse/Jockey Name	Kaisa
Final Rank	7
Fastest Section Time (Section)	0:11.27 (600m)
Top Speed [km/h] (Section)	66.4 (800m)
Race State	Finished



Townsville QLD Professional
Race 4: Hygain Maiden Handicap - 1609m
 02 July 2024 - 14:15
 Track Rating: Soft 5, Weather: Fine, Rail Position: +7m 1000m-
 W/Post; +2m Remainder



Section	Overall	1400m	1200m	1000m	800m	600m	400m	200m
Section Times	1:40.05 [7] (0:16.56)	1:23.49 [7] (0:12.00)	1:11.49 [7] (0:12.43)	0:59.06 [7] (0:11.98)	0:47.08 [7] (0:11.55)	0:35.53 [7] (0:11.27)	0:24.26 [5] (0:11.56)	0:12.70 [5] (0:12.70)
Average Speed [km/h]	45.6	59.9	57.6	59.1	62.9	64.9	62.8	57.3
Top Speed [km/h]	65.1	64.7	59.8	60.0	66.4	66.2	64.6	60.9
Avg. Dist. to Rail [m]	6.7	0.6	2.0	3.0	1.4	3.4	6.2	7.8
Avg. Stride Freq. [Hz]	2.3	2.3	2.2	2.2	2.3	2.4	2.4	2.3
Avg. Stride Length [m]	5.6	7.3	7.3	7.4	7.5	7.5	7.2	6.9



- [] Ranking at each section and finish
- .-.- No data available at this section
- NA No data available



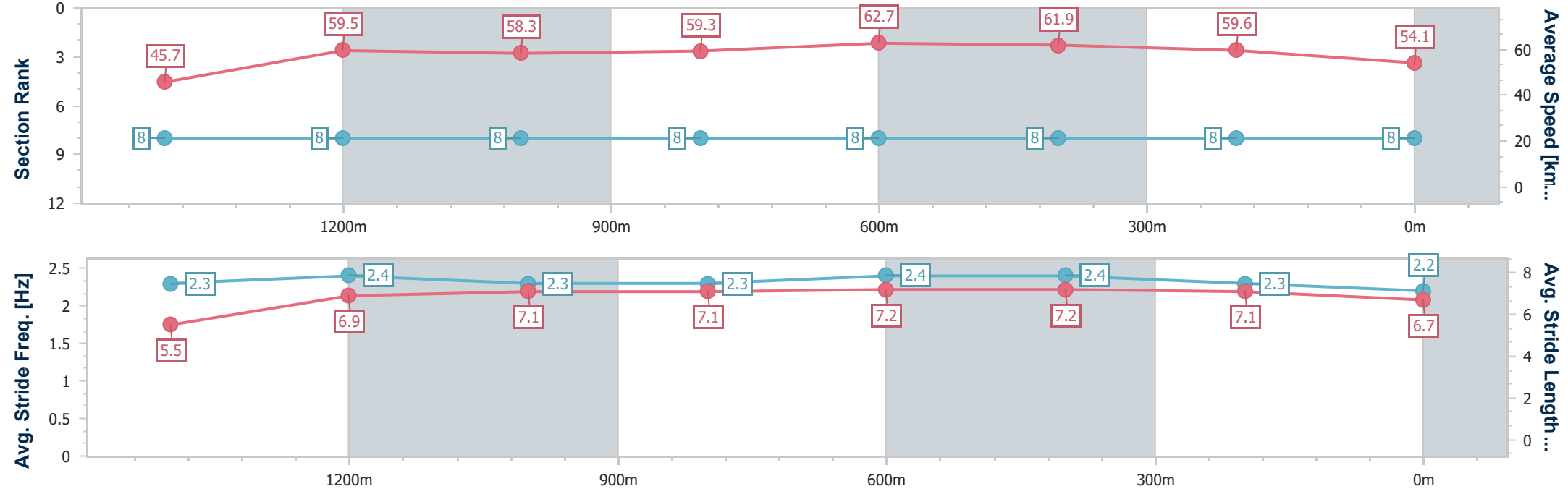
Horse/Jockey Name	Sirene Rouge
Final Rank	8
Fastest Section Time (Section)	0:11.52 (800m)
Top Speed [km/h] (Section)	64.5 (800m)
Race State	Finished



Townsville QLD Professional
Race 4: Hygain Maiden Handicap - 1609m
 02 July 2024 - 14:15
 Track Rating: Soft 5, Weather: Fine, Rail Position: +7m 1000m-
 W/Post; +2m Remainder



Section	Overall	1400m	1200m	1000m	800m	600m	400m	200m						
Section Times	1:41.91 [8] (0:16.70)	1:25.21 [8] (0:12.11)	1:13.10 [8] (0:12.27)	1:00.83 [8] (0:11.95)	0:48.88 [8] (0:11.52)	0:37.36 [8] (0:11.77)	0:25.59 [8] (0:12.14)	0:13.45 [8] (0:13.45)						
Average Speed [km/h]	45.7	59.5	58.3	59.3	62.7	61.9	59.6	54.1						
Top Speed [km/h]	63.9	64.3	61.1	61.9	64.5	63.5	60.9	58.9						
Avg. Dist. to Rail [m]	8.7	0.4	1.8	3.1	0.8	2.6	2.4	2.6						
Avg. Stride Freq. [Hz]	2.3	2.4	2.3	2.3	2.4	2.4	2.3	2.2						
Avg. Stride Length [m]	5.5	6.9	7.1	7.1	7.2	7.2	7.1	6.7						



[] Ranking at each section and finish
 -.-.- No data available at this section
 NA No data available



Townsville QLD Professional

Race 5: Ladbroke It! BM70 Handicap - 1609m

02 July 2024 - 14:50



Track Rating: Soft 5, Weather: Fine, Rail Position: +7m 1000m-W/Post; +2m Remainder

Section		Overall	1400m	1200m	1000m	800m	600m	400m	Last 600m				
Field Times		1:37.41 (0:15.77)	1:21.64 (0:11.39)	1:10.25 (0:12.06)	0:58.19 (0:12.00)	0:46.19 (0:11.61)	0:34.58 (0:11.50)	0:23.08 (0:11.44)	0:34.58				
Rank	TAB Horse/Jockey	Barrier	Top Speed [km/h]	Fastest Section									Distance Travelled [m]
1	3 CASTILE Chris Whiteley	8	66.7 400m	0:11.13 400m	1:37.41 [1] (0:16.56)	1:20.85 [6] (0:11.48)	1:09.37 [6] (0:11.81)	0:57.56 [6] (0:12.05)	0:45.51 [6] (0:11.45)	0:34.06 [6] (0:11.38)	0:22.68 [6] (0:11.13)	0:34.06	
2	5 NEVER CRY Ryan Wiggins	4	65.9 400m	0:11.23 400m	1:37.43 [2] (0:16.13)	1:21.30 [4] (0:11.47)	1:09.83 [4] (0:12.01)	0:57.82 [4] (0:12.08)	0:45.74 [4] (0:11.56)	0:34.18 [4] (0:11.30)	0:22.88 [3] (0:11.23)	0:34.18	-5
3	4 MOKTAFFY Lacey Morrison	2	65.2 600m	0:11.33 600m	1:37.55 [3] (0:16.11)	1:21.44 [3] (0:11.34)	1:10.10 [3] (0:11.97)	0:58.13 [3] (0:12.08)	0:46.05 [3] (0:11.57)	0:34.48 [3] (0:11.33)	0:23.15 [2] (0:11.37)	0:34.48	-6
4	7 PRINCE AKEEM Adrian Layt	3	66.4 400m	0:11.32 400m	1:38.00 [4] (0:16.33)	1:21.67 [5] (0:11.45)	1:10.22 [5] (0:11.93)	0:58.29 [5] (0:12.11)	0:46.18 [5] (0:11.46)	0:34.72 [5] (0:11.42)	0:23.30 [5] (0:11.32)	0:34.72	-6
5	9 ZOUHOPE Justin Stanley	5	65.4 800m	0:11.37 400m	1:38.29 [5] (0:16.93)	1:21.36 [8] (0:11.47)	1:09.89 [8] (0:11.68)	0:58.21 [8] (0:12.13)	0:46.08 [8] (0:11.48)	0:34.60 [7] (0:11.45)	0:23.15 [7] (0:11.37)	0:34.60	-2
6	2 VICTORY BAY Corey Bayliss	1	64.8 400m	0:11.33 400m	1:38.32 [6] (0:16.63)	1:21.69 [7] (0:11.61)	1:10.08 [7] (0:11.84)	0:58.24 [7] (0:12.13)	0:46.11 [7] (0:11.57)	0:34.54 [8] (0:11.36)	0:23.18 [8] (0:11.33)	0:34.54	-3
7	8 CHOQUANT Nathan Thomas	7	66.6 Overall	0:11.39 1400m	1:38.49 [7] (0:15.77)	1:22.72 [1] (0:11.39)	1:11.33 [1] (0:12.06)	0:59.27 [1] (0:12.00)	0:47.27 [1] (0:11.61)	0:35.66 [1] (0:11.50)	0:24.16 [1] (0:11.72)	0:35.66	-6
8	1 MISS SEATTLE Ashley Butler	6	64.5 Overall	0:11.50 1400m	1:39.74 [8] (0:15.89)	1:23.85 [2] (0:11.50)	1:12.35 [2] (0:11.93)	1:00.42 [2] (0:12.11)	0:48.31 [2] (0:11.60)	0:36.71 [2] (0:11.56)	0:25.15 [4] (0:11.83)	0:36.71	-2

Scratched: Finsceal (#6)



Townsville QLD Professional

Race 5: Ladbroke It! BM70 Handicap - 1609m

02 July 2024 - 14:50



Track Rating: Soft 5, Weather: Fine, Rail Position: +7m 1000m-W/Post; +2m Remainder

Section				200m				Last 600m	
Field Times				0:11.64 (0:11.64)				0:34.58	
Rank	TAB	Horse/Jockey	Barrier	Top Speed [km/h]	Fastest Section	Margin			Distance Travelled [m]
1	3	CASTILE Chris Whiteley	8	66.7 400m	0:11.13 400m	0:11.55 [3] (0:11.55)	1:37.41		0:34.06
2	5	NEVER CRY Ryan Wiggins	4	65.9 400m	0:11.23 400m	0:11.65 [2] (0:11.65)	0.14L		0:34.18 -5
3	4	MOKTAFFY Lacey Morrison	2	65.2 600m	0:11.33 600m	0:11.78 [1] (0:11.78)	0.82L		0:34.48 -6
4	7	PRINCE AKEEM Adrian Layt	3	66.4 400m	0:11.32 400m	0:11.98 [4] (0:11.98)	3.52L		0:34.72 -6
5	9	ZOUHOPE Justin Stanley	5	65.4 800m	0:11.37 400m	0:11.78 [8] (0:11.78)	5.22L		0:34.60 -2
6	2	VICTORY BAY Corey Bayliss	1	64.8 400m	0:11.33 400m	0:11.85 [7] (0:11.85)	5.37L		0:34.54 -3
7	8	CHOQUANT Nathan Thomas	7	66.6 Overall	0:11.39 1400m	0:12.44 [5] (0:12.44)	6.39L		0:35.66 -6
8	1	MISS SEATTLE Ashley Butler	6	64.5 Overall	0:11.50 1400m	0:13.32 [6] (0:13.32)	13.7L		0:36.71 -2

Scratched: Finsceal (#6)



Horse/Jockey Name	Castile
Final Rank	1
Fastest Section Time (Section)	0:11.13 (400m)
Top Speed [km/h] (Section)	66.7 (400m)
Race State	Finished



Townsville QLD Professional

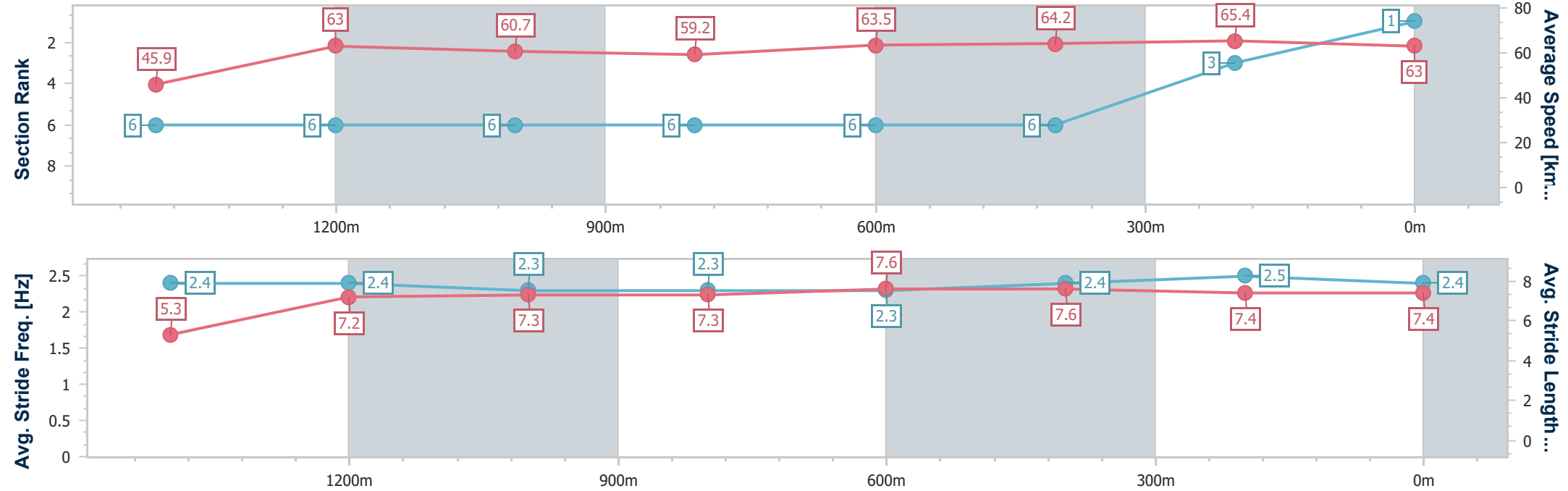
Race 5: Ladbroke It! BM70 Handicap - 1609m

02 July 2024 - 14:50

Track Rating: Soft 5, Weather: Fine, Rail Position: +7m 1000m-
W/Post; +2m Remainder



Section	Overall	1400m	1200m	1000m	800m	600m	400m	200m						
Section Times	1:37.41 [1] (0:16.56)	1:20.85 [6] (0:11.48)	1:09.37 [6] (0:11.81)	0:57.56 [6] (0:12.05)	0:45.51 [6] (0:11.45)	0:34.06 [6] (0:11.38)	0:22.68 [6] (0:11.13)	0:11.55 [3] (0:11.55)						
Average Speed [km/h]	45.9	63.0	60.7	59.2	63.5	64.2	65.4	63.0						
Top Speed [km/h]	62.8	64.0	64.2	61.2	64.9	65.6	66.7	64.7						
Avg. Dist. to Rail [m]	7.4	1.6	2.0	1.7	1.8	3.1	5.5	4.1						
Avg. Stride Freq. [Hz]	2.4	2.4	2.3	2.3	2.3	2.4	2.5	2.4						
Avg. Stride Length [m]	5.3	7.2	7.3	7.3	7.6	7.6	7.4	7.4						



- [] Ranking at each section and finish
- .-.- No data available at this section
- NA No data available



Horse/Jockey Name	Never Cry
Final Rank	2
Fastest Section Time (Section)	0:11.23 (400m)
Top Speed [km/h] (Section)	65.9 (400m)
Race State	Finished



Townsville QLD Professional

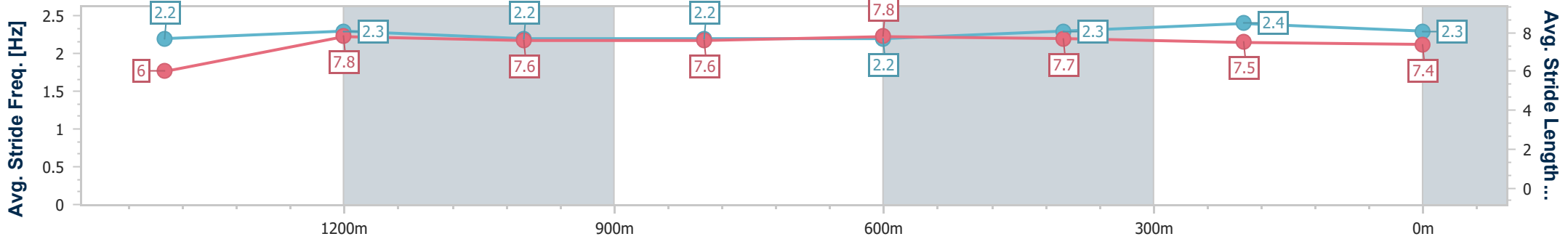
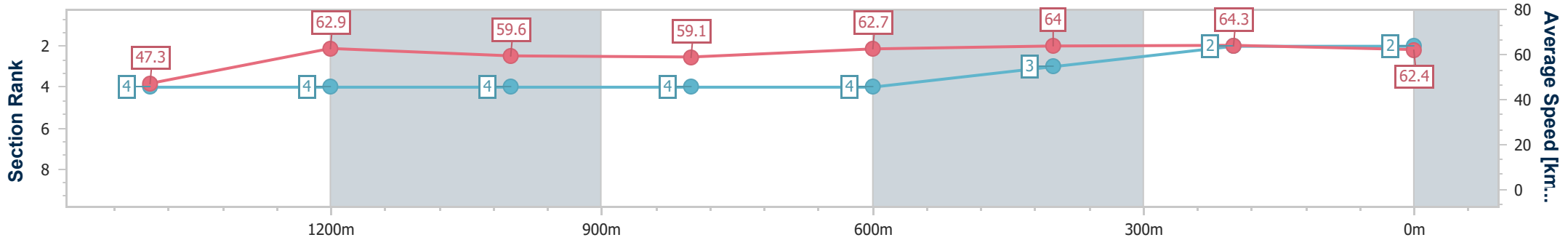
Race 5: Ladbroke It! BM70 Handicap - 1609m

02 July 2024 - 14:50

Track Rating: Soft 5, Weather: Fine, Rail Position: +7m 1000m-
W/Post; +2m Remainder



Section	Overall	1400m	1200m	1000m	800m	600m	400m	200m						
Section Times	1:37.43 [2] (0:16.13)	1:21.30 [4] (0:11.47)	1:09.83 [4] (0:12.01)	0:57.82 [4] (0:12.08)	0:45.74 [4] (0:11.56)	0:34.18 [4] (0:11.30)	0:22.88 [3] (0:11.23)	0:11.65 [2] (0:11.65)						
Average Speed [km/h]	47.3	62.9	59.6	59.1	62.7	64.0	64.3	62.4						
Top Speed [km/h]	62.2	63.6	62.9	61.2	63.9	65.8	65.9	65.0						
Avg. Dist. to Rail [m]	6.5	1.6	1.9	1.9	1.4	0.7	2.0	2.5						
Avg. Stride Freq. [Hz]	2.2	2.3	2.2	2.2	2.2	2.3	2.4	2.3						
Avg. Stride Length [m]	6.0	7.8	7.6	7.6	7.8	7.7	7.5	7.4						



- [] Ranking at each section and finish
- .-.- No data available at this section
- NA No data available



Horse/Jockey Name	Moktaffy
Final Rank	3
Fastest Section Time (Section)	0:11.33 (600m)
Top Speed [km/h] (Section)	65.2 (600m)
Race State	Finished



Townsville QLD Professional

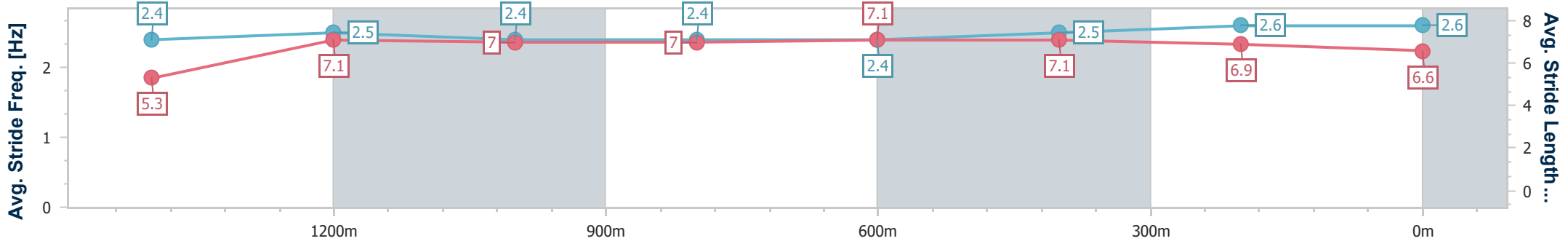
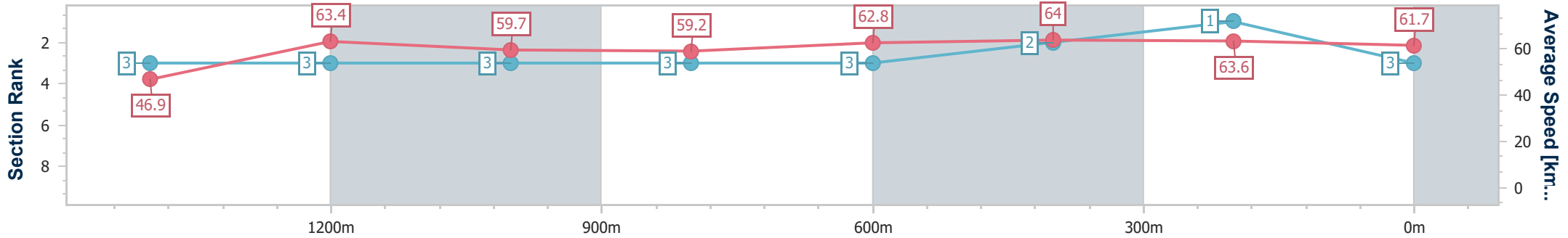
Race 5: Ladbroke It! BM70 Handicap - 1609m

02 July 2024 - 14:50

Track Rating: Soft 5, Weather: Fine, Rail Position: +7m 1000m-
W/Post; +2m Remainder



Section	Overall	1400m	1200m	1000m	800m	600m	400m	200m
Section Times	1:37.55 [3] (0:16.11)	1:21.44 [3] (0:11.34)	1:10.10 [3] (0:11.97)	0:58.13 [3] (0:12.08)	0:46.05 [3] (0:11.57)	0:34.48 [3] (0:11.33)	0:23.15 [2] (0:11.37)	0:11.78 [1] (0:11.78)
Average Speed [km/h]	46.9	63.4	59.7	59.2	62.8	64.0	63.6	61.7
Top Speed [km/h]	62.0	64.3	62.9	61.3	64.2	65.2	64.0	63.4
Avg. Dist. to Rail [m]	4.5	0.5	1.9	2.1	1.6	1.5	1.5	0.9
Avg. Stride Freq. [Hz]	2.4	2.5	2.4	2.4	2.4	2.5	2.6	2.6
Avg. Stride Length [m]	5.3	7.1	7.0	7.0	7.1	7.1	6.9	6.6



- [] Ranking at each section and finish
- .-.- No data available at this section
- NA No data available



Horse/Jockey Name	Prince Akeem
Final Rank	4
Fastest Section Time (Section)	0:11.32 (400m)
Top Speed [km/h] (Section)	66.4 (400m)
Race State	Finished



Townsville QLD Professional

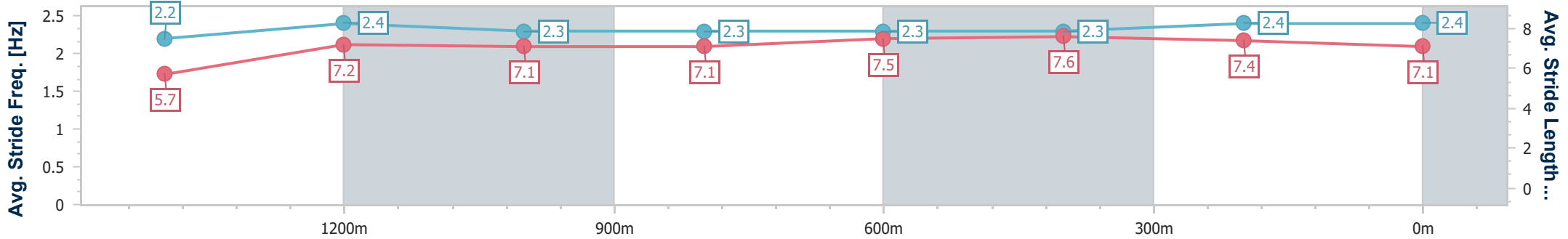
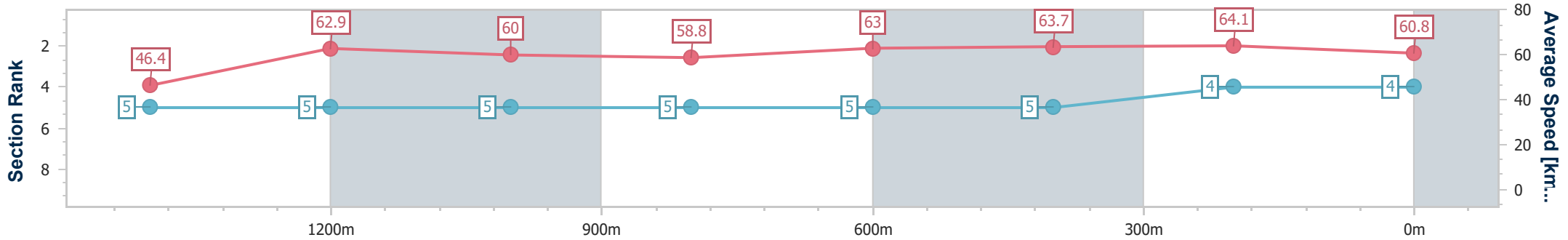
Race 5: Ladbroke It! BM70 Handicap - 1609m

02 July 2024 - 14:50

Track Rating: Soft 5, Weather: Fine, Rail Position: +7m 1000m-
W/Post; +2m Remainder



Section	Overall	1400m	1200m	1000m	800m	600m	400m	200m						
Section Times	1:38.00 [4] (0:16.33)	1:21.67 [5] (0:11.45)	1:10.22 [5] (0:11.93)	0:58.29 [5] (0:12.11)	0:46.18 [5] (0:11.46)	0:34.72 [5] (0:11.42)	0:23.30 [5] (0:11.32)	0:11.98 [4] (0:11.98)						
Average Speed [km/h]	46.4	62.9	60.0	58.8	63.0	63.7	64.1	60.8						
Top Speed [km/h]	62.6	64.6	63.2	59.9	65.0	64.8	66.4	62.3						
Avg. Dist. to Rail [m]	5.7	0.2	1.9	2.6	0.8	2.3	3.8	4.5						
Avg. Stride Freq. [Hz]	2.2	2.4	2.3	2.3	2.3	2.3	2.4	2.4						
Avg. Stride Length [m]	5.7	7.2	7.1	7.1	7.5	7.6	7.4	7.1						



- [] Ranking at each section and finish
- .-.- No data available at this section
- NA No data available



Horse/Jockey Name	Zouhope
Final Rank	5
Fastest Section Time (Section)	0:11.37 (400m)
Top Speed [km/h] (Section)	65.4 (800m)
Race State	Finished



Townsville QLD Professional

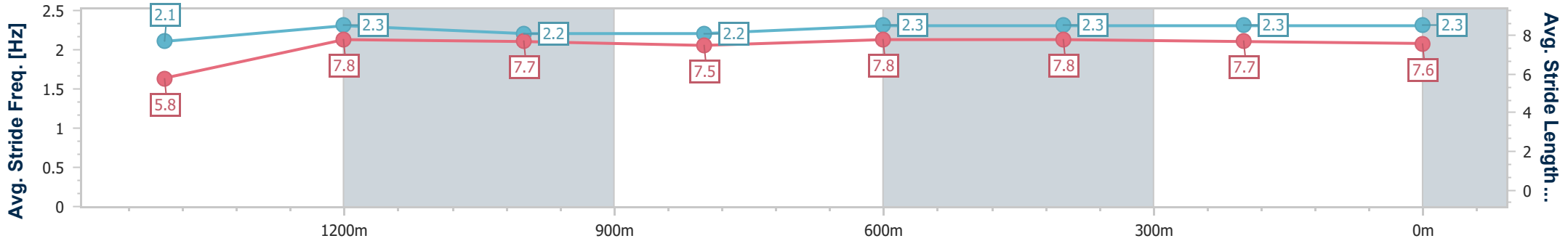
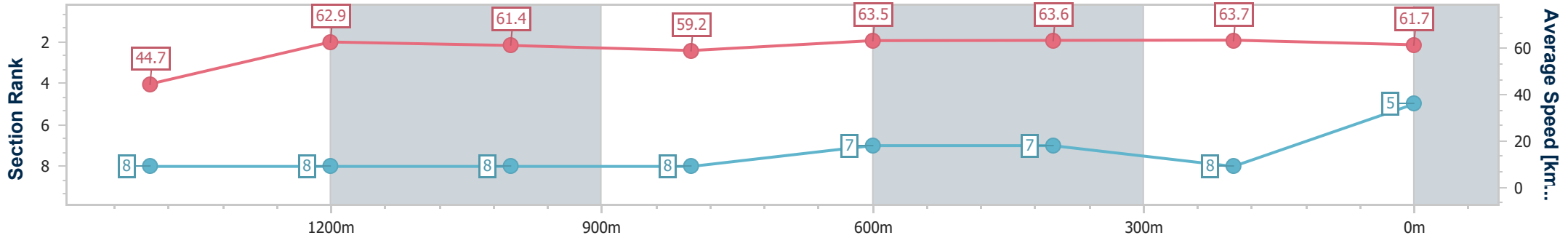
Race 5: Ladbroke It! BM70 Handicap - 1609m

02 July 2024 - 14:50

Track Rating: Soft 5, Weather: Fine, Rail Position: +7m 1000m-
W/Post; +2m Remainder



Section	Overall	1400m	1200m	1000m	800m	600m	400m	200m						
Section Times	1:38.29 [5] (0:16.93)	1:21.36 [8] (0:11.47)	1:09.89 [8] (0:11.68)	0:58.21 [8] (0:12.13)	0:46.08 [8] (0:11.48)	0:34.60 [7] (0:11.45)	0:23.15 [7] (0:11.37)	0:11.78 [8] (0:11.78)						
Average Speed [km/h]	44.7	62.9	61.4	59.2	63.5	63.6	63.7	61.7						
Top Speed [km/h]	61.8	63.4	64.3	61.1	65.4	64.5	64.6	62.7						
Avg. Dist. to Rail [m]	5.4	1.5	1.9	1.3	2.2	2.6	3.5	4.4						
Avg. Stride Freq. [Hz]	2.1	2.3	2.2	2.2	2.3	2.3	2.3	2.3						
Avg. Stride Length [m]	5.8	7.8	7.7	7.5	7.8	7.8	7.7	7.6						



- [] Ranking at each section and finish
- .-.- No data available at this section
- NA No data available



Horse/Jockey Name	Victory Bay
Final Rank	6
Fastest Section Time (Section)	0:11.33 (400m)
Top Speed [km/h] (Section)	64.8 (400m)
Race State	Finished



Townsville QLD Professional

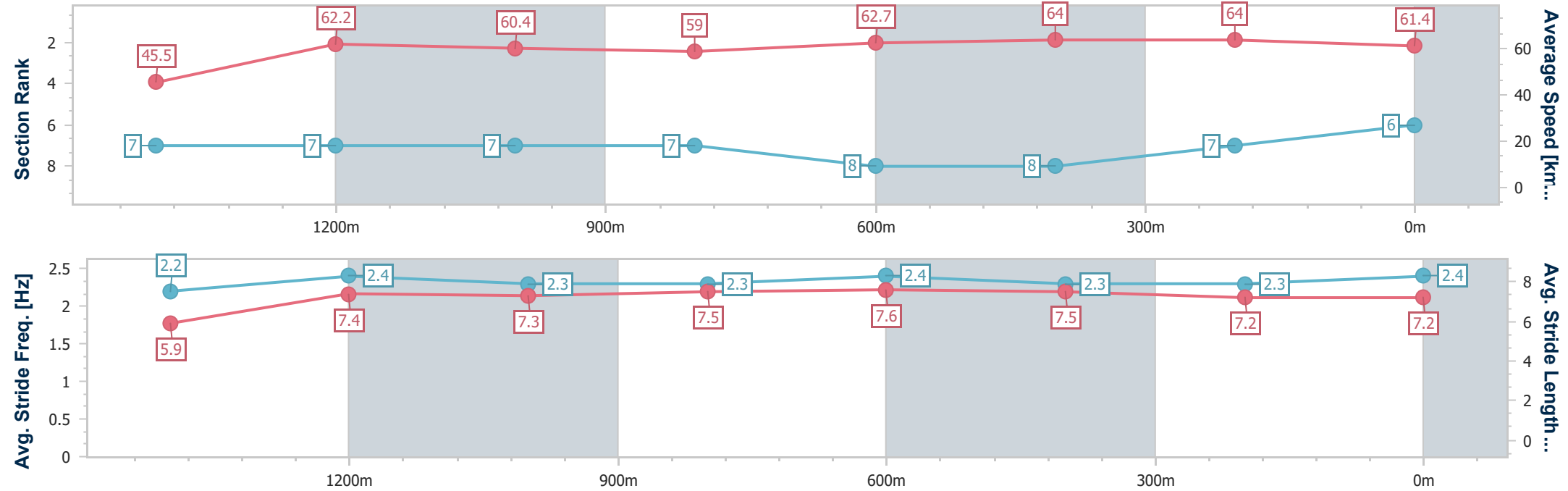
Race 5: Ladbroke It! BM70 Handicap - 1609m

02 July 2024 - 14:50

Track Rating: Soft 5, Weather: Fine, Rail Position: +7m 1000m-
W/Post; +2m Remainder



Section	Overall	1400m	1200m	1000m	800m	600m	400m	200m						
Section Times	1:38.32 [6] (0:16.63)	1:21.69 [7] (0:11.61)	1:10.08 [7] (0:11.84)	0:58.24 [7] (0:12.13)	0:46.11 [7] (0:11.57)	0:34.54 [8] (0:11.36)	0:23.18 [8] (0:11.33)	0:11.85 [7] (0:11.85)						
Average Speed [km/h]	45.5	62.2	60.4	59.0	62.7	64.0	64.0	61.4						
Top Speed [km/h]	61.8	62.6	62.5	60.5	63.8	64.5	64.8	63.0						
Avg. Dist. to Rail [m]	4.7	1.1	2.0	1.7	1.4	2.4	3.7	5.0						
Avg. Stride Freq. [Hz]	2.2	2.4	2.3	2.3	2.4	2.3	2.3	2.4						
Avg. Stride Length [m]	5.9	7.4	7.3	7.5	7.6	7.5	7.2	7.2						



- [] Ranking at each section and finish
- .-.- No data available at this section
- NA No data available



Horse/Jockey Name	Choquant
Final Rank	7
Fastest Section Time (Section)	0:11.39 (1400m)
Top Speed [km/h] (Section)	66.6 (Overall)
Race State	Finished



Townsville QLD Professional

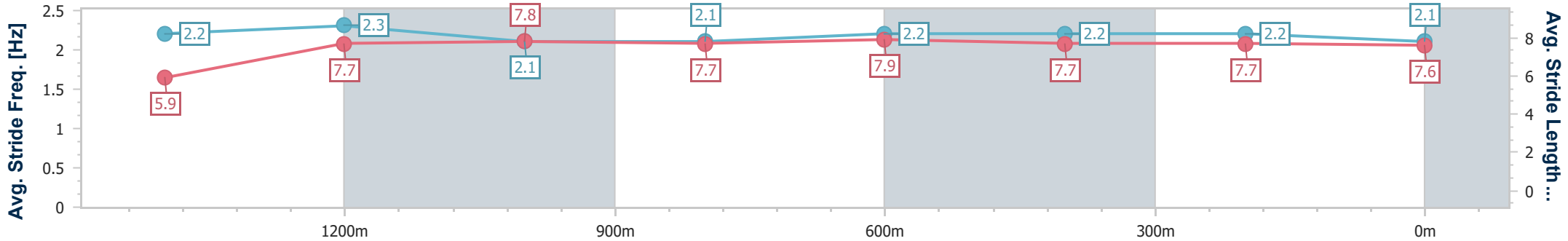
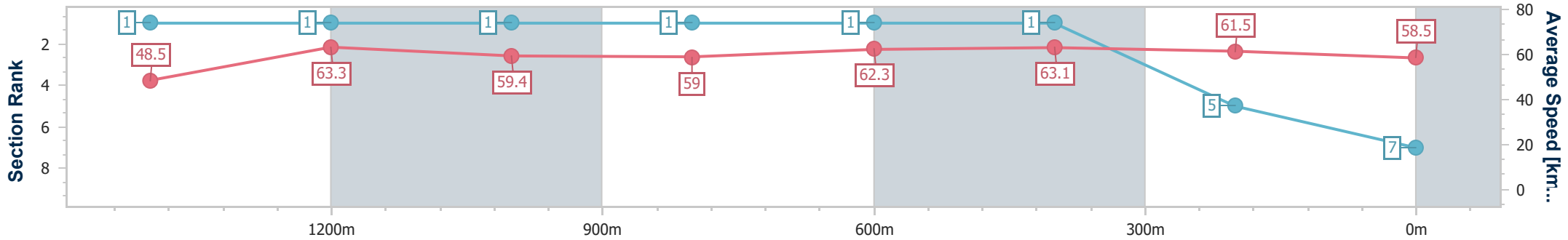
Race 5: Ladbroke It! BM70 Handicap - 1609m

02 July 2024 - 14:50

Track Rating: Soft 5, Weather: Fine, Rail Position: +7m 1000m-
W/Post; +2m Remainder



Section	Overall	1400m	1200m	1000m	800m	600m	400m	200m						
Section Times	1:38.49 [7] (0:15.77)	1:22.72 [1] (0:11.39)	1:11.33 [1] (0:12.06)	0:59.27 [1] (0:12.00)	0:47.27 [1] (0:11.61)	0:35.66 [1] (0:11.50)	0:24.16 [1] (0:11.72)	0:12.44 [5] (0:12.44)						
Average Speed [km/h]	48.5	63.3	59.4	59.0	62.3	63.1	61.5	58.5						
Top Speed [km/h]	66.6	66.5	61.3	60.5	64.2	64.8	63.6	60.4						
Avg. Dist. to Rail [m]	8.1	1.0	2.4	3.4	1.4	1.6	0.3	1.0						
Avg. Stride Freq. [Hz]	2.2	2.3	2.1	2.1	2.2	2.2	2.2	2.1						
Avg. Stride Length [m]	5.9	7.7	7.8	7.7	7.9	7.7	7.7	7.6						



- [] Ranking at each section and finish
- .-.- No data available at this section
- NA No data available



Horse/Jockey Name	Miss Seattle
Final Rank	8
Fastest Section Time (Section)	0:11.50 (1400m)
Top Speed [km/h] (Section)	64.5 (Overall)
Race State	Finished



Townsville QLD Professional

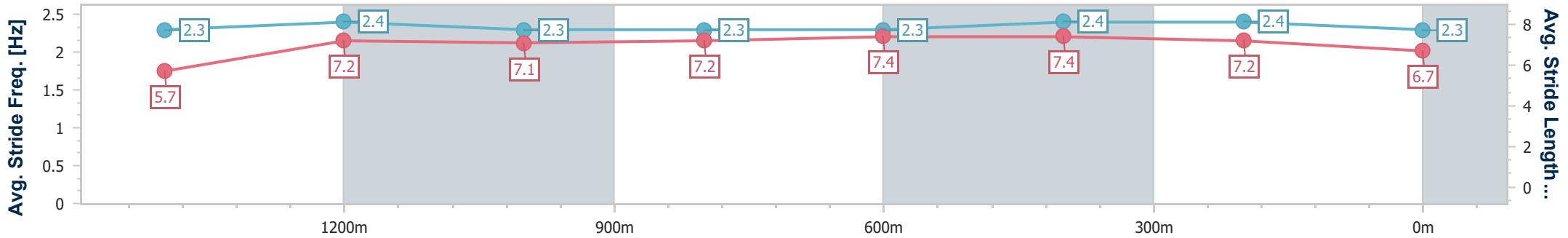
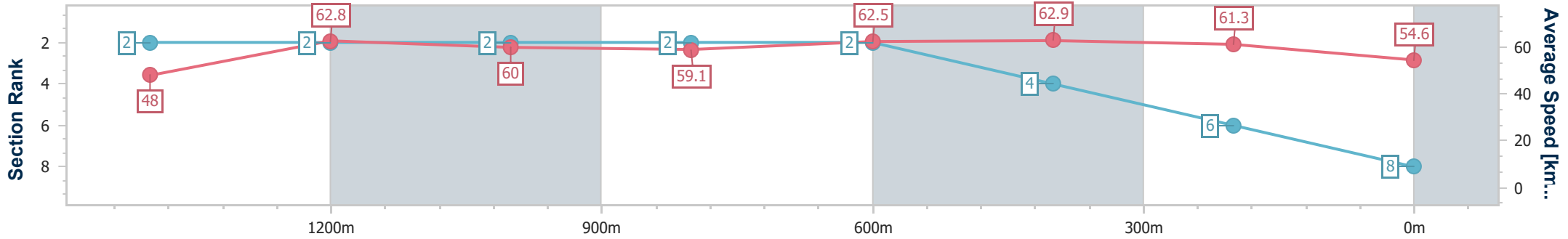
Race 5: Ladbroke It! BM70 Handicap - 1609m

02 July 2024 - 14:50

Track Rating: Soft 5, Weather: Fine, Rail Position: +7m 1000m-
W/Post; +2m Remainder



Section	Overall	1400m	1200m	1000m	800m	600m	400m	200m						
Section Times	1:39.74 [8] (0:15.89)	1:23.85 [2] (0:11.50)	1:12.35 [2] (0:11.93)	1:00.42 [2] (0:12.11)	0:48.31 [2] (0:11.60)	0:36.71 [2] (0:11.56)	0:25.15 [4] (0:11.83)	0:13.32 [6] (0:13.32)						
Average Speed [km/h]	48.0	62.8	60.0	59.1	62.5	62.9	61.3	54.6						
Top Speed [km/h]	64.5	64.3	62.4	61.6	63.7	64.4	62.9	60.4						
Avg. Dist. to Rail [m]	7.7	1.1	1.8	1.8	1.2	2.3	4.6	6.4						
Avg. Stride Freq. [Hz]	2.3	2.4	2.3	2.3	2.3	2.4	2.4	2.3						
Avg. Stride Length [m]	5.7	7.2	7.1	7.2	7.4	7.4	7.2	6.7						



- [] Ranking at each section and finish
- .-.- No data available at this section
- NA No data available



Townsville QLD
Race 5: Ladbroke It! BM70 Handicap - 1609m
02 July 2024 - 2:50PM



Track Rating: Soft 5, Weather: Fine, Rail Position: +7m 1000m-W/Post; +2m Remainder

Section								Overall	L1400	L1200	L1000	L800	L600		
Field Times								1:37.41 (0:15.77)	1:21.64 (0:11.39)	1:10.24 (0:12.06)	0:58.18 (0:12.00)	0:46.18 (0:11.61)	0:34.57 (0:11.50)		
Position	#	Horse/Jockey	Barrier	Top Speed [km/h]	Fastest Section	First 400m								Distance Travelled From Winner [m]	
1	3	CASTILE Chris Whiteley	8	66.7 800-600	0:11.13 400-200	0:27.53	1:37.41 (0:16.56)	1:20.85 [6] (0:11.48)	1:09.37 [6] (0:11.81)	0:57.56 [6] (0:12.05)	0:45.51 [6] (0:11.45)	0:34.06 [6] (0:11.38)			
2	5	NEVER CRY Ryan Wiggins	4	65.9 800-600	0:11.23 400-200	0:27.08	1:37.43 (0:16.13)	1:21.30 [4] (0:11.47)	1:09.83 [4] (0:12.01)	0:57.82 [4] (0:12.08)	0:45.74 [4] (0:11.56)	0:34.18 [4] (0:11.30)	-4		
3	4	MOKTAFY Lacey Morrison	2	65.2 1000-800	0:11.33 600-400	0:26.95	1:37.55 (0:16.11)	1:21.44 [3] (0:11.34)	1:10.10 [3] (0:11.97)	0:58.13 [3] (0:12.08)	0:46.05 [3] (0:11.56)	0:34.48 [3] (0:11.33)	-6		
4	7	PRINCE AKEEM Adrian Layt	3	66.4 800-600	0:11.32 400-200	0:27.26	1:38.00 (0:16.33)	1:21.67 [5] (0:11.45)	1:10.22 [5] (0:11.93)	0:58.29 [5] (0:12.11)	0:46.18 [5] (0:11.46)	0:34.72 [5] (0:11.42)	-5		
5	9	ZOUHOPE Justin Stanley	5	65.4 1200-1000	0:11.37 400-200	0:27.89	1:38.29 (0:16.93)	1:21.36 [8] (0:11.47)	1:09.89 [8] (0:11.68)	0:58.21 [8] (0:12.13)	0:46.08 [8] (0:11.48)	0:34.60 [7] (0:11.45)	-1		
6	2	VICTORY BAY Corey Bayliss	1	64.8 800-600	0:11.33 400-200	0:27.69	1:38.32 (0:16.63)	1:21.69 [7] (0:11.61)	1:10.08 [7] (0:11.84)	0:58.24 [7] (0:12.13)	0:46.11 [7] (0:11.56)	0:34.54 [8] (0:11.36)	-3		
7	8	CHOQUANT Nathan Thomas	7	66.6 1800-1600	0:11.39 1400-1200	0:26.66	1:38.49 (0:15.77)	1:22.72 [1] (0:11.39)	1:11.33 [1] (0:12.06)	0:59.27 [1] (0:12.00)	0:47.27 [1] (0:11.61)	0:35.66 [1] (0:11.50)	-6		
8	1	MISS SEATTLE Ashley Butler	6	64.5 1800-1600	0:11.50 1400-1200	0:26.85	1:39.74 (0:15.89)	1:23.85 [2] (0:11.50)	1:12.35 [2] (0:11.93)	1:00.42 [2] (0:12.11)	0:48.31 [2] (0:11.60)	0:36.71 [2] (0:11.56)	-1		

Scratched: Finsceal (#6)

- [] Position in running at each section and finish
- #: Saddle cloth number
- :--:-- No data available at this section
- DNF Did not finish
- NA No data available
- DNT Did not track
- Background shading for fastest section



Townsville QLD
Race 5: Ladbroke It! BM70 Handicap - 1609m
02 July 2024 - 2:50PM



Track Rating: Soft 5, Weather: Fine, Rail Position: +7m 1000m-W/Post; +2m Remainder

**Section
Field Times**

L400
0:23.08
(0:11.45)

L200
0:11.63
(0:11.63)

Position	#	Horse/Jockey	Barrier	Top Speed [km/h]	Fastest Section	First 400m			Margin				Distance Travelled From Winner [m]
1	3	CASTILE Chris Whiteley	8	66.7 800-600	0:11.13 400-200	0:27.53	0:22.68 [6] (0:11.13)	0:11.55 [3] (0:11.55)	1:37.41				
2	5	NEVER CRY Ryan Wiggins	4	65.9 800-600	0:11.23 400-200	0:27.08	0:22.88 [3] (0:11.23)	0:11.65 [2] (0:11.65)	0.14L				-4
3	4	MOKTAFKY Lacey Morrison	2	65.2 1000-800	0:11.33 600-400	0:26.95	0:23.15 [2] (0:11.37)	0:11.78 [1] (0:11.78)	0.82L				-6
4	7	PRINCE AKEEM Adrian Layt	3	66.4 800-600	0:11.32 400-200	0:27.26	0:23.30 [5] (0:11.32)	0:11.98 [4] (0:11.98)	3.52L				-5
5	9	ZOUHOPE Justin Stanley	5	65.4 1200-1000	0:11.37 400-200	0:27.89	0:23.15 [7] (0:11.37)	0:11.78 [8] (0:11.78)	5.22L				-1
6	2	VICTORY BAY Corey Bayliss	1	64.8 800-600	0:11.33 400-200	0:27.69	0:23.18 [8] (0:11.33)	0:11.85 [7] (0:11.85)	5.37L				-3
7	8	CHOQUANT Nathan Thomas	7	66.6 1800-1600	0:11.39 1400-1200	0:26.66	0:24.16 [1] (0:11.72)	0:12.44 [5] (0:12.44)	6.39L				-6
8	1	MISS SEATTLE Ashley Butler	6	64.5 1800-1600	0:11.50 1400-1200	0:26.85	0:25.15 [4] (0:11.83)	0:13.32 [6] (0:13.32)	13.7L				-1

Scratched: Finsceal (#6)

- [] Position in running at each section and finish
- #: Saddle cloth number
- :--- No data available at this section
- DNF Did not finish
- NA No data available
- DNT Did not track
- ☐ Background shading for fastest section



Townsville QLD Professional

Race 6: Ladbrokes Mates Mode BM65 Handicap - 1000m

02 July 2024 - 15:25



Track Rating: Soft 5, Weather: Fine, Rail Position: +7m 1000m-W/Post; +2m Remainder

Section								Last 600m					
Field Times		Overall	800m	600m	400m	200m							
		0:56.56 (0:12.81)	0:43.75 (0:10.40)	0:33.35 (0:10.84)	0:22.51 (0:10.97)	0:11.54 (0:11.54)	0:33.35						
Rank	TAB	Horse/Jockey	Barrier	Top Speed [km/h]	Fastest Section	Margin					Distance Travelled [m]		
1	4	STORMY LEGEND Ryan Wiggins	4	70.1 600m	0:10.47 800m	0:56.56 [1] (0:13.23)	0:43.33 [7] (0:10.47)	0:32.86 [7] (0:10.67)	0:22.19 [5] (0:10.97)	0:11.22 [5] (0:11.22)	0:56.56	0:32.86	
2	10	VIBURNUM Adrian Layt	3	69.6 800m	0:10.43 800m	0:56.66 [2] (0:12.88)	0:43.78 [2] (0:10.43)	0:33.35 [2] (0:10.79)	0:22.56 [2] (0:10.92)	0:11.64 [1] (0:11.64)	0.61L	0:33.35	+0
3	11	ZORAYDAH Isabella Teh	11	70.0 800m	0:10.46 800m	0:56.71 [3] (0:13.54)	0:43.17 [9] (0:10.46)	0:32.71 [9] (0:10.69)	0:22.02 [8] (0:10.84)	0:11.18 [7] (0:11.18)	0.85L	0:32.71	+4
4	3	SINGLE MEMO Justin Stanley	7	70.4 800m	0:10.40 800m	0:56.81 [4] (0:12.81)	0:44.00 [1] (0:10.40)	0:33.60 [1] (0:10.84)	0:22.76 [1] (0:11.11)	0:11.65 [2] (0:11.65)	1.48L	0:33.60	+3
5	2	ARTIE'S LAD Ashley Butler	5	70.5 800m	0:10.41 800m	0:56.88 [5] (0:12.99)	0:43.89 [3] (0:10.41)	0:33.48 [3] (0:10.70)	0:22.78 [3] (0:11.12)	0:11.66 [3] (0:11.66)	1.88L	0:33.48	-2
6	6	ARCHIE'S LAW Graham Kliese	6	70.2 800m	0:10.43 800m	0:56.88 [6] (0:13.03)	0:43.85 [4] (0:10.43)	0:33.42 [4] (0:10.81)	0:22.61 [4] (0:10.99)	0:11.62 [4] (0:11.62)	1.9L	0:33.42	+5
7	7	CAVENTE Nathan Thomas	9	70.2 800m	0:10.46 800m	0:57.13 [7] (0:13.21)	0:43.92 [6] (0:10.46)	0:33.46 [5] (0:10.74)	0:22.72 [6] (0:11.09)	0:11.63 [6] (0:11.63)	3.32L	0:33.46	+5
8	8	WANNA TWEET Chris Whiteley	8	70.7 800m	0:10.45 800m	0:57.20 [8] (0:13.23)	0:43.97 [8] (0:10.45)	0:33.52 [6] (0:10.76)	0:22.76 [7] (0:11.10)	0:11.66 [8] (0:11.66)	3.74L	0:33.52	+5
9	9	SOUTHERN FRONT Chelsea Jokic	1	67.7 600m	0:10.89 800m	0:57.58 [9] (0:13.11)	0:44.47 [5] (0:10.89)	0:33.58 [8] (0:10.90)	0:22.68 [9] (0:10.94)	0:11.74 [9] (0:11.74)	6.01L	0:33.58	+1

Scratched: Well In Sight (#5), Northern Pride (#1)



Horse/Jockey Name	Stormy Legend
Final Rank	1
Fastest Section Time (Section)	0:10.47 (800m)
Top Speed [km/h] (Section)	70.1 (600m)
Race State	Finished



Townsville QLD Professional

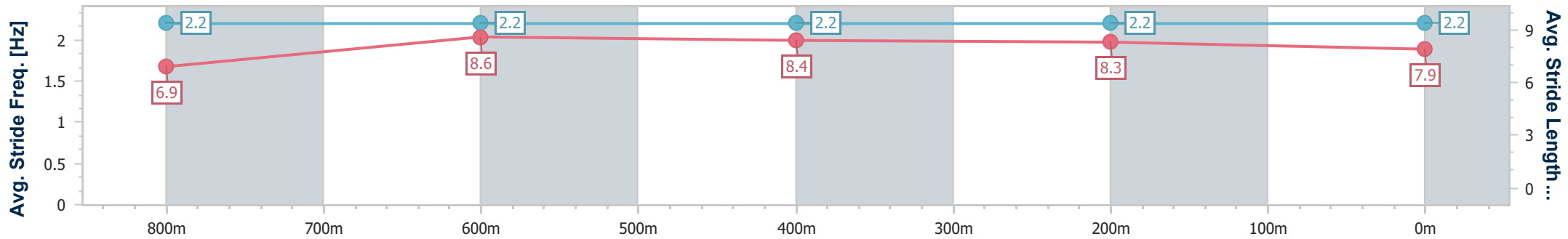
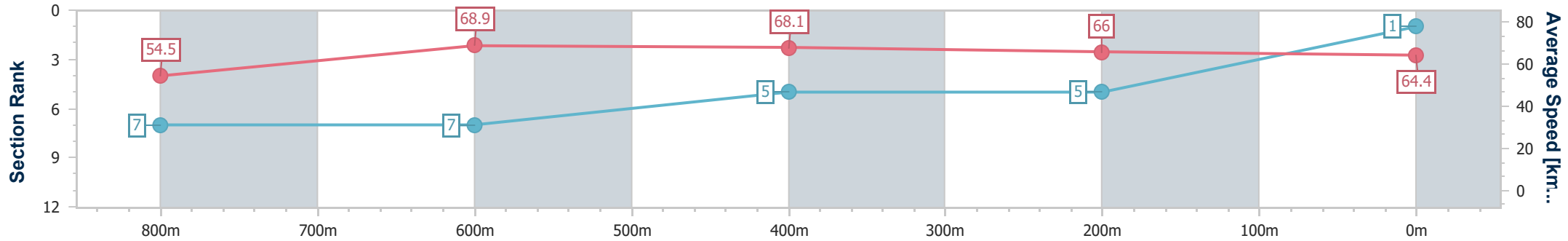
Race 6: Ladbrokes Mates Mode BM65 Handicap - 1000m

02 July 2024 - 15:25

Track Rating: Soft 5, Weather: Fine, Rail Position: +7m 1000m-
W/Post; +2m Remainder



Section	Overall	800m	600m	400m	200m
Section Times	0:56.56 [1] (0:13.23)	0:43.33 [7] (0:10.47)	0:32.86 [7] (0:10.67)	0:22.19 [5] (0:10.97)	0:11.22 [5] (0:11.22)
Average Speed [km/h]	54.5	68.9	68.1	66.0	64.4
Top Speed [km/h]	69.2	69.7	70.1	66.8	66.5
Avg. Dist. to Rail [m]	1.3	0.8	1.9	3.4	4.3
Avg. Stride Freq. [Hz]	2.2	2.2	2.2	2.2	2.2
Avg. Stride Length [m]	6.9	8.6	8.4	8.3	7.9



- [] Ranking at each section and finish
- .-.- No data available at this section
- NA No data available



Horse/Jockey Name	Viburnum
Final Rank	2
Fastest Section Time (Section)	0:10.43 (800m)
Top Speed [km/h] (Section)	69.6 (800m)
Race State	Finished



Townsville QLD Professional

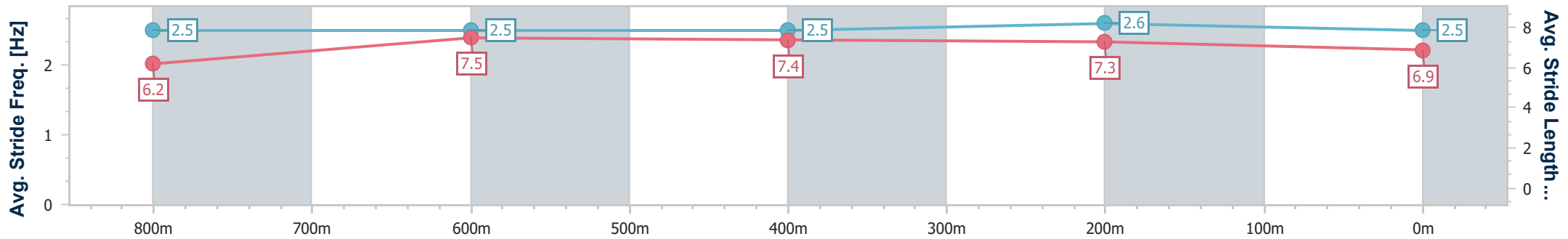
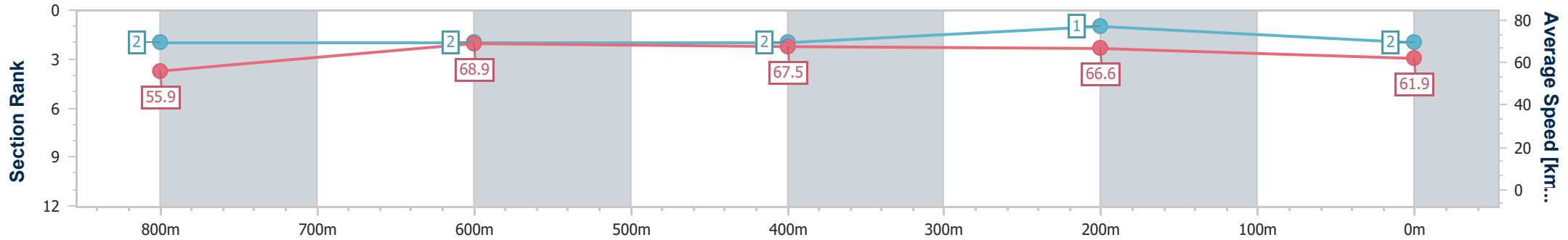
Race 6: Ladbrokes Mates Mode BM65 Handicap - 1000m

02 July 2024 - 15:25

Track Rating: Soft 5, Weather: Fine, Rail Position: +7m 1000m-
W/Post; +2m Remainder



Section	Overall	800m	600m	400m	200m
Section Times	0:56.66 [2] (0:12.88)	0:43.78 [2] (0:10.43)	0:33.35 [2] (0:10.79)	0:22.56 [2] (0:10.92)	0:11.64 [1] (0:11.64)
Average Speed [km/h]	55.9	68.9	67.5	66.6	61.9
Top Speed [km/h]	69.4	69.6	69.1	67.6	65.9
Avg. Dist. to Rail [m]	0.9	0.8	2.4	5.2	5.4
Avg. Stride Freq. [Hz]	2.5	2.5	2.5	2.6	2.5
Avg. Stride Length [m]	6.2	7.5	7.4	7.3	6.9



- [] Ranking at each section and finish
- .-.- No data available at this section
- NA No data available



Horse/Jockey Name	Zoraydah
Final Rank	3
Fastest Section Time (Section)	0:10.46 (800m)
Top Speed [km/h] (Section)	70.0 (800m)
Race State	Finished



Townsville QLD Professional

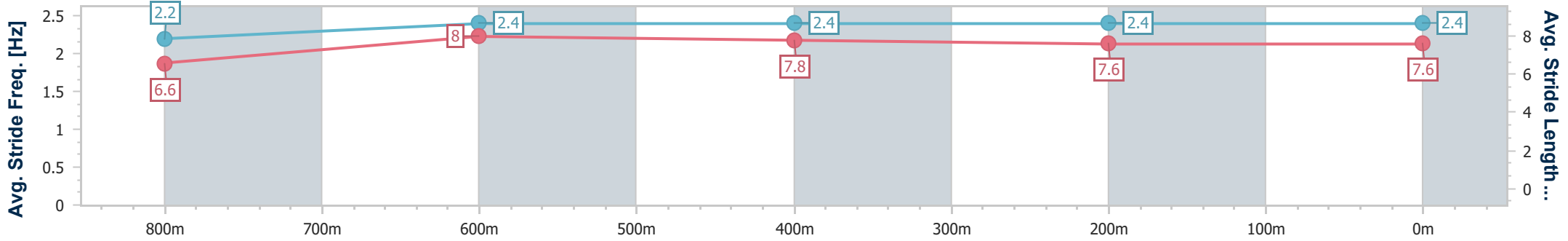
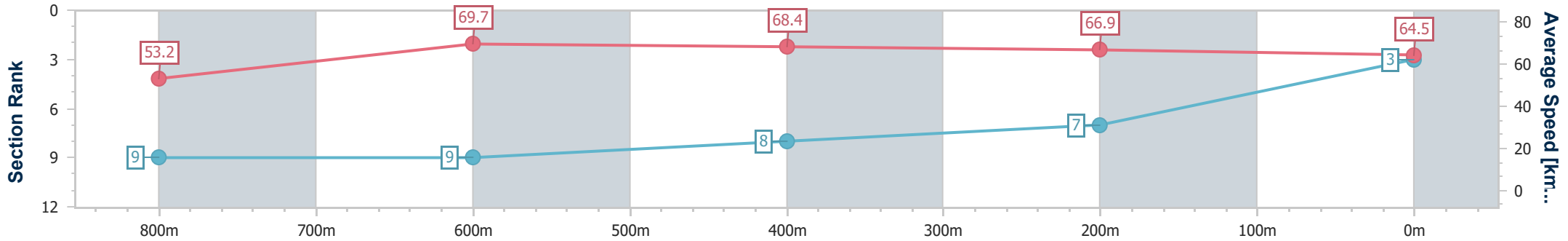
Race 6: Ladbrokes Mates Mode BM65 Handicap - 1000m

02 July 2024 - 15:25

Track Rating: Soft 5, Weather: Fine, Rail Position: +7m 1000m-
W/Post; +2m Remainder



Section	Overall	800m	600m	400m	200m
Section Times	0:56.71 [3] (0:13.54)	0:43.17 [9] (0:10.46)	0:32.71 [9] (0:10.69)	0:22.02 [8] (0:10.84)	0:11.18 [7] (0:11.18)
Average Speed [km/h]	53.2	69.7	68.4	66.9	64.5
Top Speed [km/h]	69.7	70.0	69.3	69.0	67.3
Avg. Dist. to Rail [m]	8.2	3.7	2.9	6.4	10.7
Avg. Stride Freq. [Hz]	2.2	2.4	2.4	2.4	2.4
Avg. Stride Length [m]	6.6	8.0	7.8	7.6	7.6



- [] Ranking at each section and finish
- .-.- No data available at this section
- NA No data available



Horse/Jockey Name	Single Memo
Final Rank	4
Fastest Section Time (Section)	0:10.40 (800m)
Top Speed [km/h] (Section)	70.4 (800m)
Race State	Finished



Townsville QLD Professional

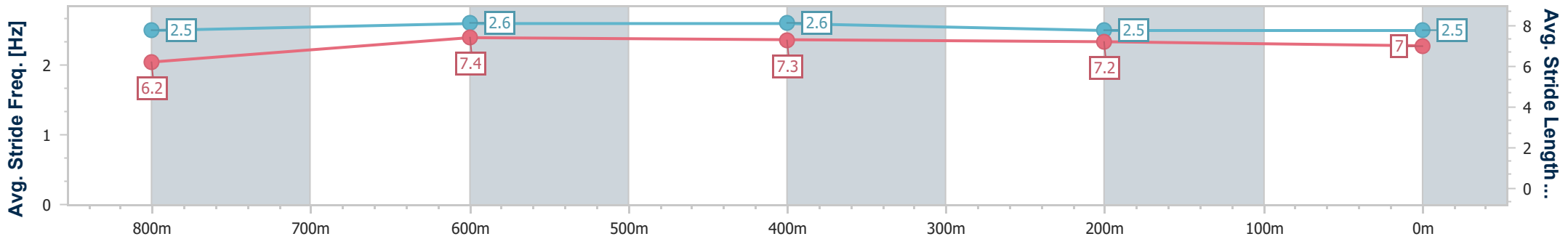
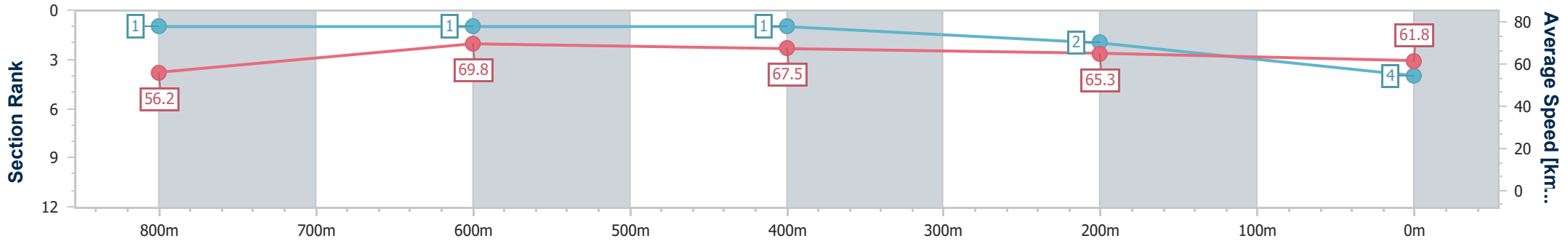
Race 6: Ladbrokes Mates Mode BM65 Handicap - 1000m

02 July 2024 - 15:25

Track Rating: Soft 5, Weather: Fine, Rail Position: +7m 1000m-
W/Post; +2m Remainder



Section	Overall	800m	600m	400m	200m
Section Times	0:56.81 [4] (0:12.81)	0:44.00 [1] (0:10.40)	0:33.60 [1] (0:10.84)	0:22.76 [1] (0:11.11)	0:11.65 [2] (0:11.65)
Average Speed [km/h]	56.2	69.8	67.5	65.3	61.8
Top Speed [km/h]	69.4	70.4	68.7	66.3	64.2
Avg. Dist. to Rail [m]	3.3	2.0	3.4	4.1	5.0
Avg. Stride Freq. [Hz]	2.5	2.6	2.6	2.5	2.5
Avg. Stride Length [m]	6.2	7.4	7.3	7.2	7.0



- [] Ranking at each section and finish
- .-.- No data available at this section
- NA No data available



Horse/Jockey Name	Artie's Lad
Final Rank	5
Fastest Section Time (Section)	0:10.41 (800m)
Top Speed [km/h] (Section)	70.5 (800m)
Race State	Finished



Townsville QLD Professional

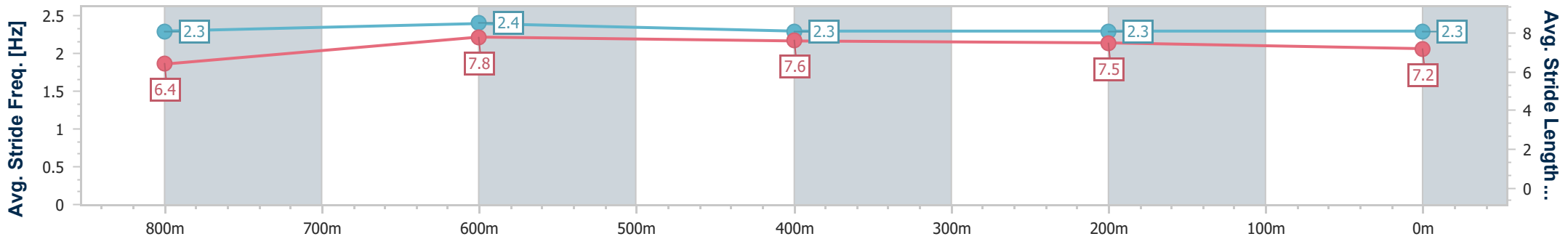
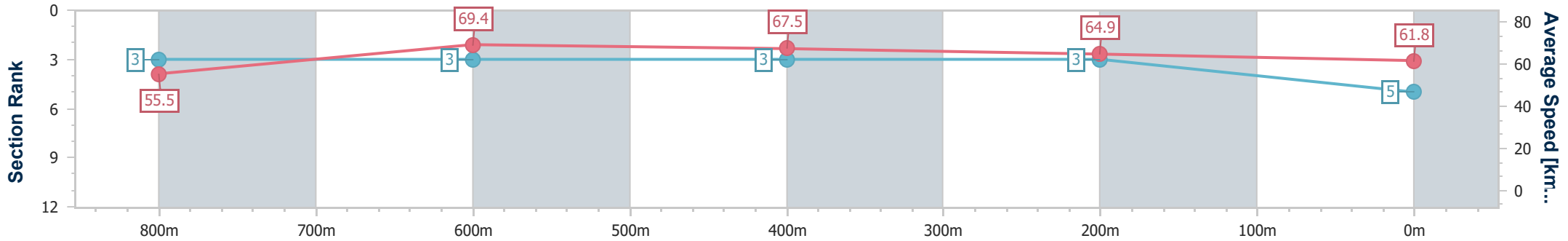
Race 6: Ladbrokes Mates Mode BM65 Handicap - 1000m

02 July 2024 - 15:25

Track Rating: Soft 5, Weather: Fine, Rail Position: +7m 1000m-
W/Post; +2m Remainder



Section	Overall	800m	600m	400m	200m
Section Times	0:56.88 [5] (0:12.99)	0:43.89 [3] (0:10.41)	0:33.48 [3] (0:10.70)	0:22.78 [3] (0:11.12)	0:11.66 [3] (0:11.66)
Average Speed [km/h]	55.5	69.4	67.5	64.9	61.8
Top Speed [km/h]	68.7	70.5	69.2	66.1	65.5
Avg. Dist. to Rail [m]	2.9	1.0	0.8	2.0	3.5
Avg. Stride Freq. [Hz]	2.3	2.4	2.3	2.3	2.3
Avg. Stride Length [m]	6.4	7.8	7.6	7.5	7.2



- [] Ranking at each section and finish
- .-.- No data available at this section
- NA No data available



Horse/Jockey Name	Archie's Law
Final Rank	6
Fastest Section Time (Section)	0:10.43 (800m)
Top Speed [km/h] (Section)	70.2 (800m)
Race State	Finished



Townsville QLD Professional

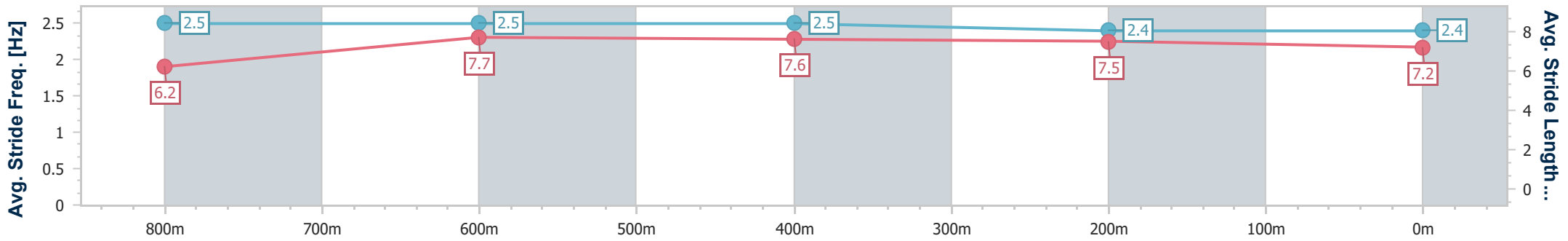
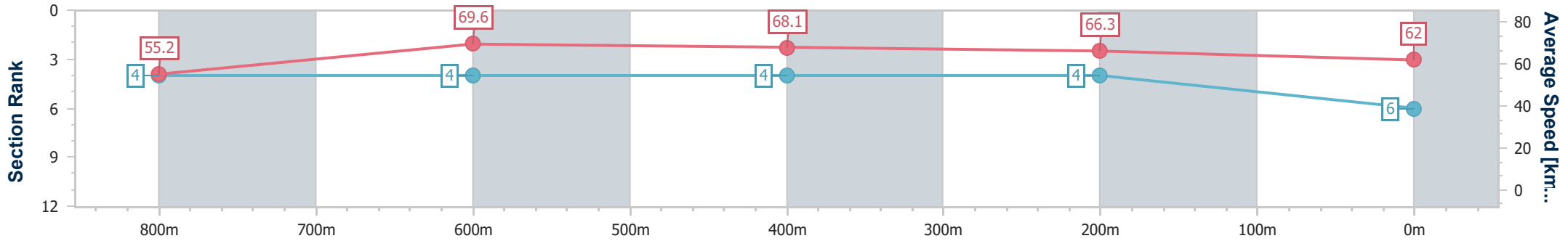
Race 6: Ladbrokes Mates Mode BM65 Handicap - 1000m

02 July 2024 - 15:25

Track Rating: Soft 5, Weather: Fine, Rail Position: +7m 1000m-
W/Post; +2m Remainder



Section	Overall	800m	600m	400m	200m
Section Times	0:56.88 [6] (0:13.03)	0:43.85 [4] (0:10.43)	0:33.42 [4] (0:10.81)	0:22.61 [4] (0:10.99)	0:11.62 [4] (0:11.62)
Average Speed [km/h]	55.2	69.6	68.1	66.3	62.0
Top Speed [km/h]	69.8	70.2	69.8	68.7	64.8
Avg. Dist. to Rail [m]	3.6	2.0	4.7	7.1	8.0
Avg. Stride Freq. [Hz]	2.5	2.5	2.5	2.4	2.4
Avg. Stride Length [m]	6.2	7.7	7.6	7.5	7.2



- [] Ranking at each section and finish
- .-.- No data available at this section
- NA No data available



Horse/Jockey Name	Cavente
Final Rank	7
Fastest Section Time (Section)	0:10.46 (800m)
Top Speed [km/h] (Section)	70.2 (800m)
Race State	Finished



Townsville QLD Professional

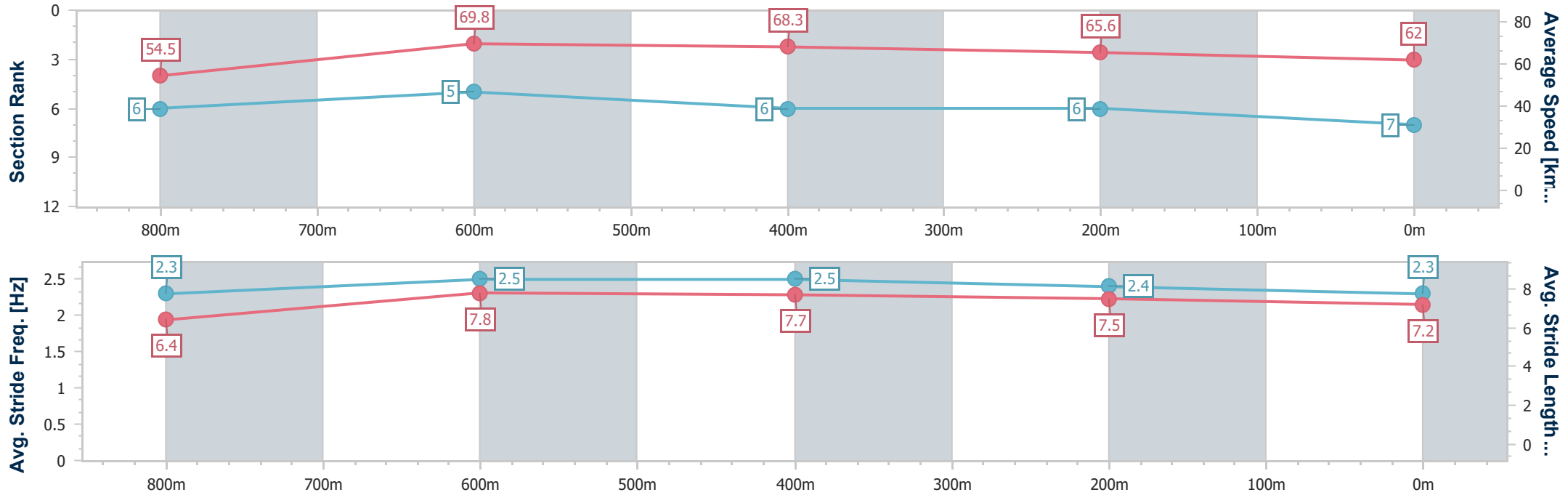
Race 6: Ladbrokes Mates Mode BM65 Handicap - 1000m

02 July 2024 - 15:25

Track Rating: Soft 5, Weather: Fine, Rail Position: +7m 1000m-
W/Post; +2m Remainder



Section	Overall	800m	600m	400m	200m
Section Times	0:57.13 [7] (0:13.21)	0:43.92 [6] (0:10.46)	0:33.46 [5] (0:10.74)	0:22.72 [6] (0:11.09)	0:11.63 [6] (0:11.63)
Average Speed [km/h]	54.5	69.8	68.3	65.6	62.0
Top Speed [km/h]	69.4	70.2	70.1	67.0	64.2
Avg. Dist. to Rail [m]	6.0	3.3	4.1	6.3	8.3
Avg. Stride Freq. [Hz]	2.3	2.5	2.5	2.4	2.3
Avg. Stride Length [m]	6.4	7.8	7.7	7.5	7.2



- [] Ranking at each section and finish
- .-.- No data available at this section
- NA No data available



Horse/Jockey Name	Wanna Tweet
Final Rank	8
Fastest Section Time (Section)	0:10.45 (800m)
Top Speed [km/h] (Section)	70.7 (800m)
Race State	Finished



Townsville QLD Professional

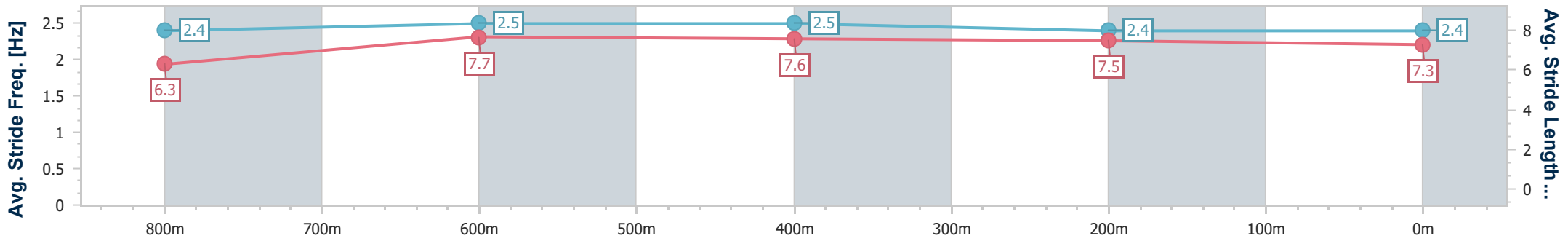
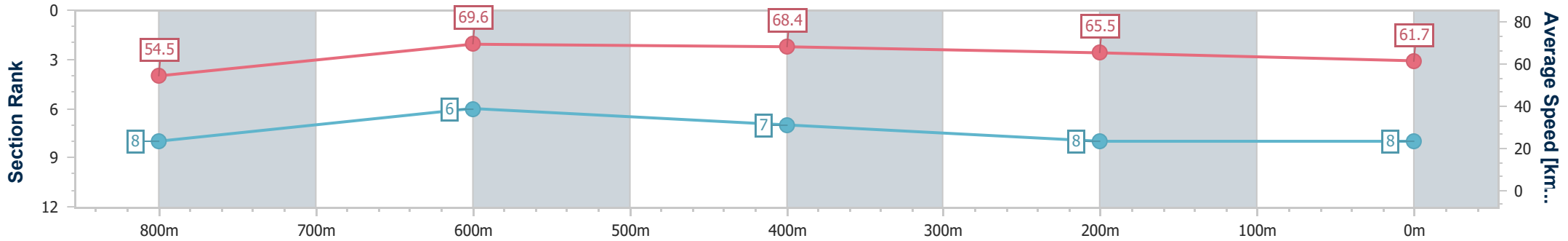
Race 6: Ladbrokes Mates Mode BM65 Handicap - 1000m

02 July 2024 - 15:25

Track Rating: Soft 5, Weather: Fine, Rail Position: +7m 1000m-W/Post; +2m Remainder



Section	Overall	800m	600m	400m	200m
Section Times	0:57.20 [8] (0:13.23)	0:43.97 [8] (0:10.45)	0:33.52 [6] (0:10.76)	0:22.76 [7] (0:11.10)	0:11.66 [8] (0:11.66)
Average Speed [km/h]	54.5	69.6	68.4	65.5	61.7
Top Speed [km/h]	69.4	70.7	69.6	67.9	65.4
Avg. Dist. to Rail [m]	4.5	2.5	4.5	5.7	7.6
Avg. Stride Freq. [Hz]	2.4	2.5	2.5	2.4	2.4
Avg. Stride Length [m]	6.3	7.7	7.6	7.5	7.3



- [] Ranking at each section and finish
- .-.- No data available at this section
- NA No data available



Horse/Jockey Name	Southern Front
Final Rank	9
Fastest Section Time (Section)	0:10.89 (800m)
Top Speed [km/h] (Section)	67.7 (600m)
Race State	Finished



Townsville QLD Professional

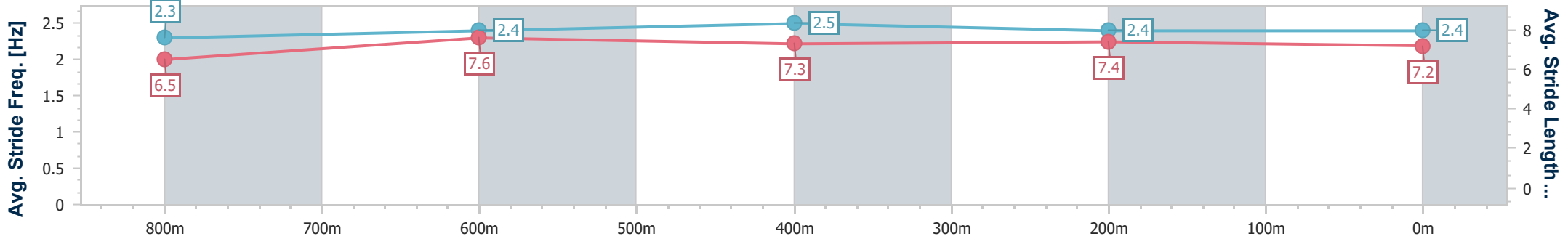
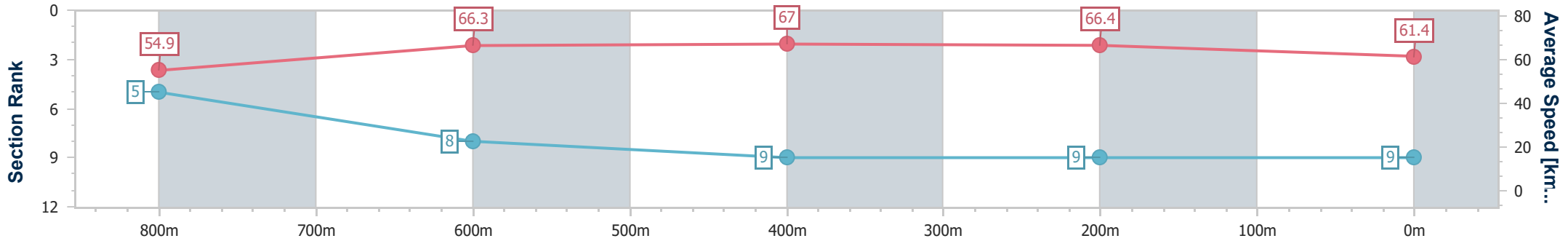
Race 6: Ladbrokes Mates Mode BM65 Handicap - 1000m

02 July 2024 - 15:25

Track Rating: Soft 5, Weather: Fine, Rail Position: +7m 1000m-
W/Post; +2m Remainder



Section	Overall	800m	600m	400m	200m
Section Times	0:57.58 [9] (0:13.11)	0:44.47 [5] (0:10.89)	0:33.58 [8] (0:10.90)	0:22.68 [9] (0:10.94)	0:11.74 [9] (0:11.74)
Average Speed [km/h]	54.9	66.3	67.0	66.4	61.4
Top Speed [km/h]	67.5	67.1	67.7	67.2	66.6
Avg. Dist. to Rail [m]	1.1	0.6	3.2	6.4	10.8
Avg. Stride Freq. [Hz]	2.3	2.4	2.5	2.4	2.4
Avg. Stride Length [m]	6.5	7.6	7.3	7.4	7.2



- [] Ranking at each section and finish
- .-.- No data available at this section
- NA No data available



Townsville QLD Professional

Race 7: Ladbrokes OPEN Handicap - 1200m

02 July 2024 - 16:07



Track Rating: Soft 5, Weather: Fine, Rail Position: +7m 1000m-W/Post; +2m Remainder

Section													Last 600m	
Field Times		Overall	1000m	800m	600m	400m	200m						0:33.71	
		1:09.55 (0:13.87)	0:55.68 (0:10.77)	0:44.91 (0:11.20)	0:33.71 (0:11.09)	0:22.62 (0:10.97)	0:11.65 (0:11.65)							
Rank	TAB	Horse/Jockey	Barrier	Top Speed [km/h]	Fastest Section							Margin	Distance Travelled [m]	
1	13	CHILLI JAM Isabella Teh	2	67.6 1000m	0:10.76 1000m	1:09.55 [1] (0:13.88)	0:55.67 [2] (0:10.76)	0:44.91 [1] (0:11.20)	0:33.71 [1] (0:11.09)	0:22.62 [1] (0:10.97)	0:11.65 [1] (0:11.65)	1:09.55	0:33.71	
2	12	NORTHERN PRIDE Lacey Morrison	9	68.3 Overall	0:11.00 1000m	1:09.88 [2] (0:13.87)	0:56.01 [1] (0:11.00)	0:45.01 [2] (0:11.08)	0:33.93 [2] (0:11.04)	0:22.89 [2] (0:11.08)	0:11.81 [2] (0:11.81)	1.91L	0:33.93	+0
3	7	BONES Melea Castle	4	67.1 400m	0:10.96 1000m	1:10.09 [3] (0:14.04)	0:56.05 [4] (0:10.96)	0:45.09 [4] (0:11.11)	0:33.98 [4] (0:11.21)	0:22.77 [4] (0:11.15)	0:11.62 [3] (0:11.62)	3.18L	0:33.98	-3
4	9	DEMON AWARD Nathan Thomas	12	67.8 600m	0:11.02 600m	1:10.11 [4] (0:14.20)	0:55.91 [5] (0:11.03)	0:44.88 [5] (0:11.16)	0:33.72 [5] (0:11.02)	0:22.70 [5] (0:11.08)	0:11.62 [5] (0:11.62)	3.28L	0:33.72	+6
5	8	CAPTAIN BOND Corey Bayliss	7	68.0 400m	0:10.95 1000m	1:10.13 [5] (0:14.30)	0:55.83 [6] (0:10.95)	0:44.88 [6] (0:11.15)	0:33.73 [6] (0:11.09)	0:22.64 [7] (0:10.98)	0:11.66 [3] (0:11.66)	3.42L	0:33.73	+5
6	6	MISSILE THUNDER Scott Sheargold	8	67.6 600m	0:10.94 600m	1:10.35 [6] (0:14.55)	0:55.80 [8] (0:11.00)	0:44.80 [8] (0:10.97)	0:33.83 [7] (0:10.94)	0:22.89 [6] (0:11.08)	0:11.81 [6] (0:11.81)	4.67L	0:33.83	-2
7	1	FULL RECOGNITION Nathan Day	5	67.5 800m	0:10.97 800m	1:10.67 [7] (0:14.75)	0:55.92 [10] (0:11.07)	0:44.85 [10] (0:10.97)	0:33.88 [10] (0:11.05)	0:22.83 [11] (0:11.05)	0:11.78 [9] (0:11.78)	6.57L	0:33.88	+4
8	11	HIGHER LOVE Rebecca Wilson	14	66.8 600m	0:11.09 800m	1:10.69 [8] (0:14.36)	0:56.33 [7] (0:11.18)	0:45.15 [7] (0:11.09)	0:34.06 [8] (0:11.13)	0:22.93 [8] (0:11.10)	0:11.83 [8] (0:11.83)	6.72L	0:34.06	+6
9	10	GULF OF LION Graham Kliese	1	67.8 600m	0:10.98 1000m	1:10.70 [9] (0:14.87)	0:55.83 [11] (0:10.98)	0:44.85 [11] (0:10.99)	0:33.86 [11] (0:10.99)	0:22.87 [10] (0:11.06)	0:11.81 [10] (0:11.81)	6.77L	0:33.86	-1
10	4	ACROBATIC Justin Stanley	10	66.6 1000m	0:10.90 1000m	1:10.81 [10] (0:14.04)	0:56.77 [3] (0:10.90)	0:45.87 [3] (0:11.16)	0:34.71 [3] (0:11.20)	0:23.51 [3] (0:11.34)	0:12.17 [7] (0:12.17)	7.38L	0:34.71	+4

Scratched: He's Xceptional (#3), Ocean Emperor (#5), Fanaar (#14)



Townsville QLD Professional
Race 7: Ladbrokes OPEN Handicap - 1200m
02 July 2024 - 16:07



Track Rating: Soft 5, Weather: Fine, Rail Position: +7m 1000m-W/Post; +2m Remainder

Section		Overall	1000m	800m	600m	400m	200m	Last 600m					
Field Times		1:09.55 (0:13.87)	0:55.68 (0:10.77)	0:44.91 (0:11.20)	0:33.71 (0:11.09)	0:22.62 (0:10.97)	0:11.65 (0:11.65)	0:33.71					
Rank	TAB Horse/Jockey	Barrier	Top Speed [km/h]	Fastest Section									
11	2 GO GETABOY Ashley Butler	11	68.2 800m	0:10.93 800m	1:11.10 [11] (0:14.68)	0:56.42 [9] (0:11.05)	0:45.37 [9] (0:10.93)	0:34.44 [9] (0:11.16)	0:23.28 [9] (0:11.33)	0:11.95 [11] (0:11.95)	9.1L	0:34.44	+5

Scratched: He's Xceptional (#3), Ocean Emperor (#5), Fanaar (#14)



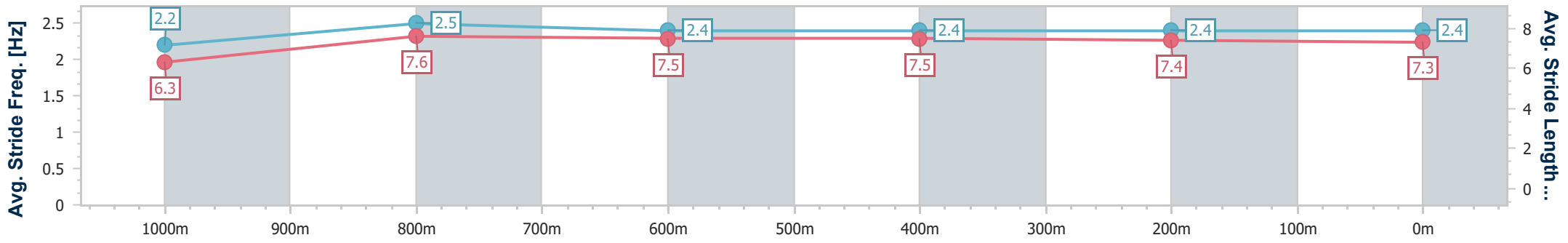
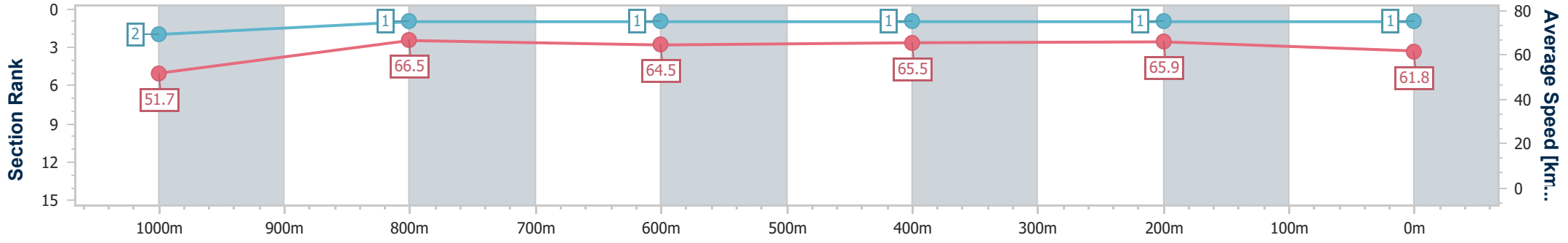
Horse/Jockey Name	Chilli Jam
Final Rank	1
Fastest Section Time (Section)	0:10.76 (1000m)
Top Speed [km/h] (Section)	67.6 (1000m)
Race State	Finished



Townsville QLD Professional
Race 7: Ladbrokes OPEN Handicap - 1200m
 02 July 2024 - 16:07
 Track Rating: Soft 5, Weather: Fine, Rail Position: +7m 1000m-
 W/Post; +2m Remainder



Section	Overall	1000m	800m	600m	400m	200m
Section Times	1:09.55 [1] (0:13.88)	0:55.67 [2] (0:10.76)	0:44.91 [1] (0:11.20)	0:33.71 [1] (0:11.09)	0:22.62 [1] (0:10.97)	0:11.65 [1] (0:11.65)
Average Speed [km/h]	51.7	66.5	64.5	65.5	65.9	61.8
Top Speed [km/h]	67.5	67.6	65.4	66.4	67.2	65.1
Avg. Dist. to Rail [m]	4.1	1.5	0.8	1.7	2.7	2.8
Avg. Stride Freq. [Hz]	2.2	2.5	2.4	2.4	2.4	2.4
Avg. Stride Length [m]	6.3	7.6	7.5	7.5	7.4	7.3



- [] Ranking at each section and finish
- .-.- No data available at this section
- NA No data available



Horse/Jockey Name	Northern Pride
Final Rank	2
Fastest Section Time (Section)	0:11.00 (1000m)
Top Speed [km/h] (Section)	68.3 (Overall)
Race State	Finished



Townsville QLD Professional

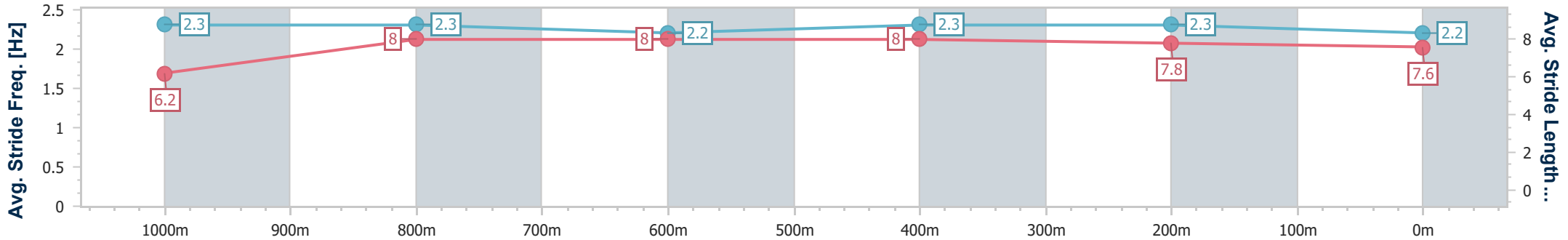
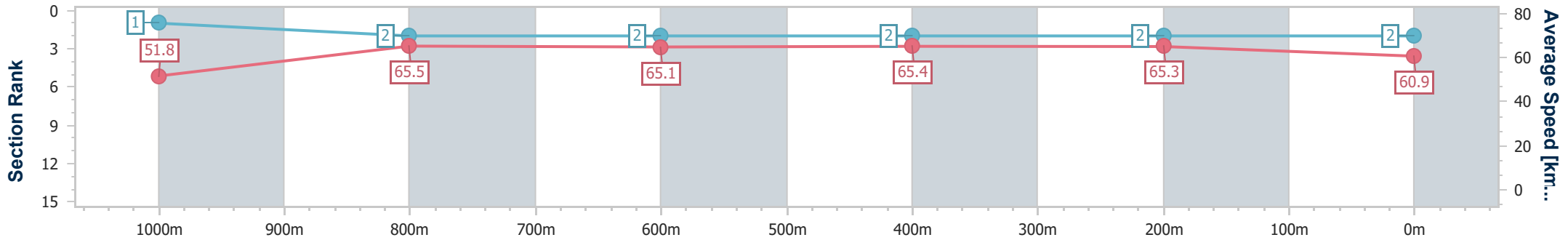
Race 7: Ladbrokes OPEN Handicap - 1200m

02 July 2024 - 16:07

Track Rating: Soft 5, Weather: Fine, Rail Position: +7m 1000m-
W/Post; +2m Remainder



Section	Overall	1000m	800m	600m	400m	200m
Section Times	1:09.88 [2] (0:13.87)	0:56.01 [1] (0:11.00)	0:45.01 [2] (0:11.08)	0:33.93 [2] (0:11.04)	0:22.89 [2] (0:11.08)	0:11.81 [2] (0:11.81)
Average Speed [km/h]	51.8	65.5	65.1	65.4	65.3	60.9
Top Speed [km/h]	68.3	67.3	66.0	66.1	67.2	64.0
Avg. Dist. to Rail [m]	6.3	0.7	0.3	0.8	2.5	3.5
Avg. Stride Freq. [Hz]	2.3	2.3	2.2	2.3	2.3	2.2
Avg. Stride Length [m]	6.2	8.0	8.0	8.0	7.8	7.6



- [] Ranking at each section and finish
- .-.- No data available at this section
- NA No data available



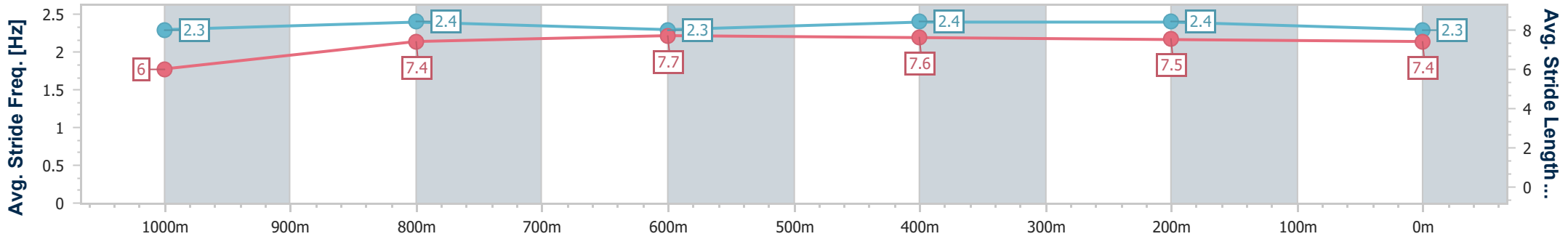
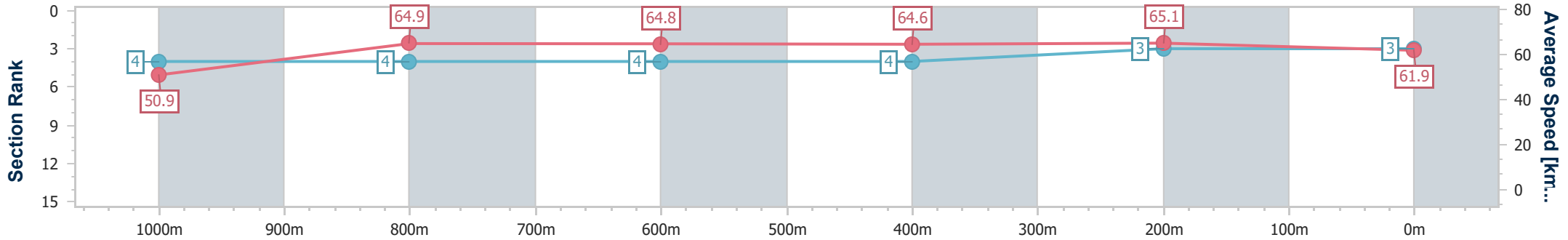
Horse/Jockey Name	Bones
Final Rank	3
Fastest Section Time (Section)	0:10.96 (1000m)
Top Speed [km/h] (Section)	67.1 (400m)
Race State	Finished



Townsville QLD Professional
 Race 7: Ladbrokes OPEN Handicap - 1200m
 02 July 2024 - 16:07
 Track Rating: Soft 5, Weather: Fine, Rail Position: +7m 1000m-
 W/Post; +2m Remainder



Section	Overall	1000m	800m	600m	400m	200m
Section Times	1:10.09 [3] (0:14.04)	0:56.05 [4] (0:10.96)	0:45.09 [4] (0:11.11)	0:33.98 [4] (0:11.21)	0:22.77 [4] (0:11.15)	0:11.62 [3] (0:11.62)
Average Speed [km/h]	50.9	64.9	64.8	64.6	65.1	61.9
Top Speed [km/h]	66.6	65.8	65.8	65.5	67.1	64.1
Avg. Dist. to Rail [m]	3.9	2.8	0.4	1.5	4.2	6.2
Avg. Stride Freq. [Hz]	2.3	2.4	2.3	2.4	2.4	2.3
Avg. Stride Length [m]	6.0	7.4	7.7	7.6	7.5	7.4



- [] Ranking at each section and finish
- .-.- No data available at this section
- NA No data available



Horse/Jockey Name	Demon Award
Final Rank	4
Fastest Section Time (Section)	0:11.02 (600m)
Top Speed [km/h] (Section)	67.8 (600m)
Race State	Finished



Townsville QLD Professional

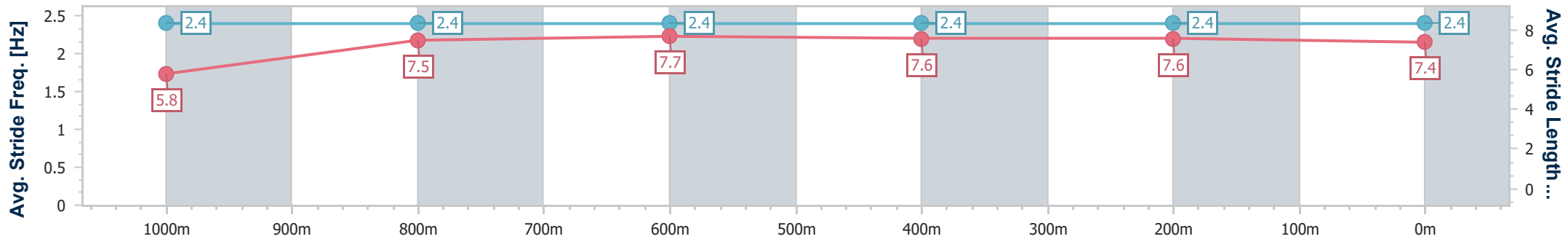
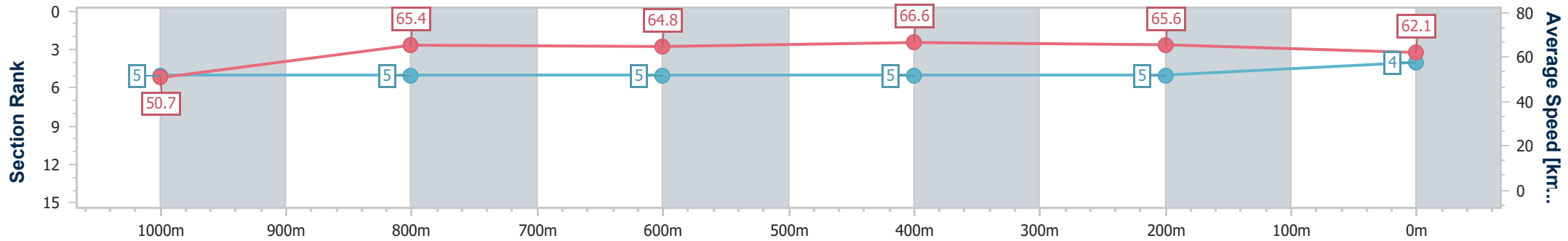
Race 7: Ladbrokes OPEN Handicap - 1200m

02 July 2024 - 16:07

Track Rating: Soft 5, Weather: Fine, Rail Position: +7m 1000m-
W/Post; +2m Remainder



Section	Overall	1000m	800m	600m	400m	200m
Section Times	1:10.11 [4] (0:14.20)	0:55.91 [5] (0:11.03)	0:44.88 [5] (0:11.16)	0:33.72 [5] (0:11.02)	0:22.70 [5] (0:11.08)	0:11.62 [5] (0:11.62)
Average Speed [km/h]	50.7	65.4	64.8	66.6	65.6	62.1
Top Speed [km/h]	65.9	66.8	66.9	67.8	66.5	65.3
Avg. Dist. to Rail [m]	8.0	0.7	1.0	4.1	6.3	7.0
Avg. Stride Freq. [Hz]	2.4	2.4	2.4	2.4	2.4	2.4
Avg. Stride Length [m]	5.8	7.5	7.7	7.6	7.6	7.4



- [] Ranking at each section and finish
- .-.- No data available at this section
- NA No data available



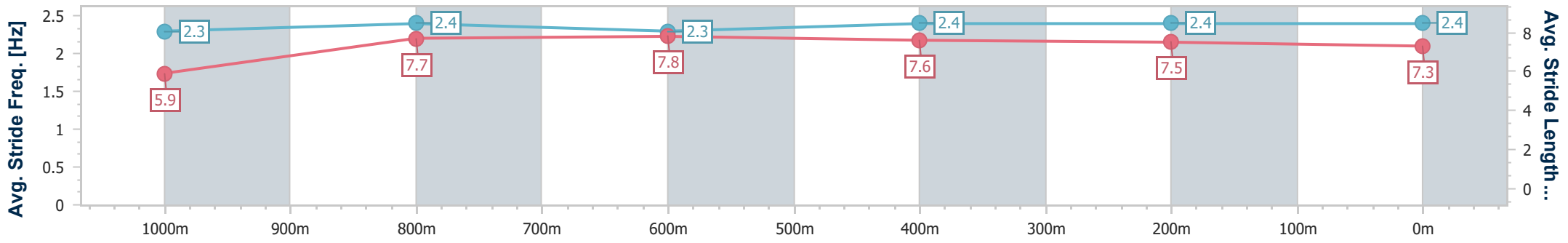
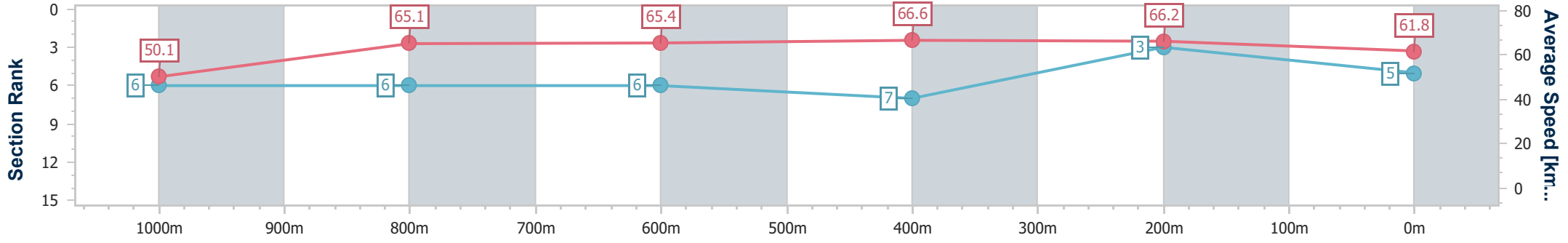
Horse/Jockey Name	Captain Bond
Final Rank	5
Fastest Section Time (Section)	0:10.95 (1000m)
Top Speed [km/h] (Section)	68.0 (400m)
Race State	Finished



Townsville QLD Professional
Race 7: Ladbrokes OPEN Handicap - 1200m
 02 July 2024 - 16:07
 Track Rating: Soft 5, Weather: Fine, Rail Position: +7m 1000m-
 W/Post; +2m Remainder



Section	Overall	1000m	800m	600m	400m	200m
Section Times	1:10.13 [5] (0:14.30)	0:55.83 [6] (0:10.95)	0:44.88 [6] (0:11.15)	0:33.73 [6] (0:11.09)	0:22.64 [7] (0:10.98)	0:11.66 [3] (0:11.66)
Average Speed [km/h]	50.1	65.1	65.4	66.6	66.2	61.8
Top Speed [km/h]	66.2	67.2	66.0	67.8	68.0	64.2
Avg. Dist. to Rail [m]	4.8	2.4	2.7	4.8	5.9	5.4
Avg. Stride Freq. [Hz]	2.3	2.4	2.3	2.4	2.4	2.4
Avg. Stride Length [m]	5.9	7.7	7.8	7.6	7.5	7.3



- [] Ranking at each section and finish
- .-.- No data available at this section
- NA No data available



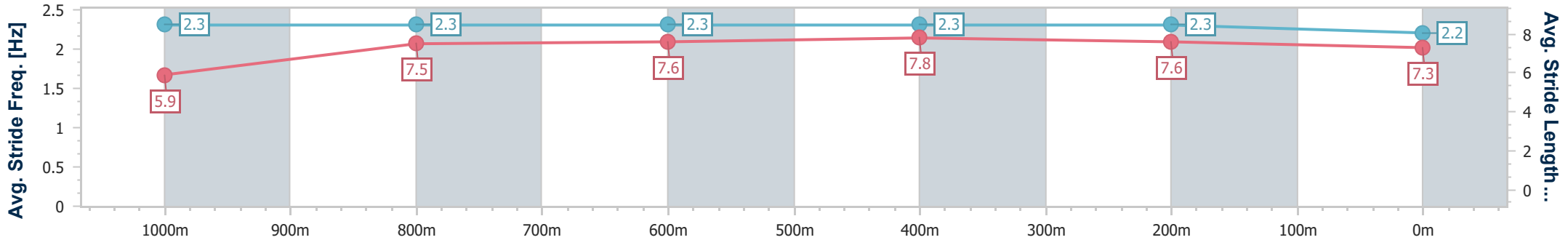
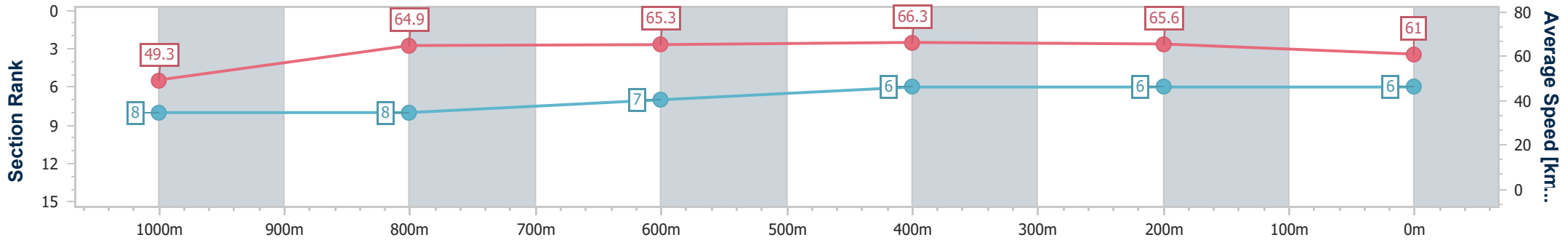
Horse/Jockey Name	Missile Thunder
Final Rank	6
Fastest Section Time (Section)	0:10.94 (600m)
Top Speed [km/h] (Section)	67.6 (600m)
Race State	Finished



Townsville QLD Professional
Race 7: Ladbrokes OPEN Handicap - 1200m
 02 July 2024 - 16:07
 Track Rating: Soft 5, Weather: Fine, Rail Position: +7m 1000m-
 W/Post; +2m Remainder



Section	Overall	1000m	800m	600m	400m	200m
Section Times	1:10.35 [6] (0:14.55)	0:55.80 [8] (0:11.00)	0:44.80 [8] (0:10.97)	0:33.83 [7] (0:10.94)	0:22.89 [6] (0:11.08)	0:11.81 [6] (0:11.81)
Average Speed [km/h]	49.3	64.9	65.3	66.3	65.6	61.0
Top Speed [km/h]	65.6	66.2	66.3	67.6	66.4	65.0
Avg. Dist. to Rail [m]	6.2	2.1	0.7	1.6	5.5	6.0
Avg. Stride Freq. [Hz]	2.3	2.3	2.3	2.3	2.3	2.2
Avg. Stride Length [m]	5.9	7.5	7.6	7.8	7.6	7.3



- [] Ranking at each section and finish
- .-.-.- No data available at this section
- NA No data available



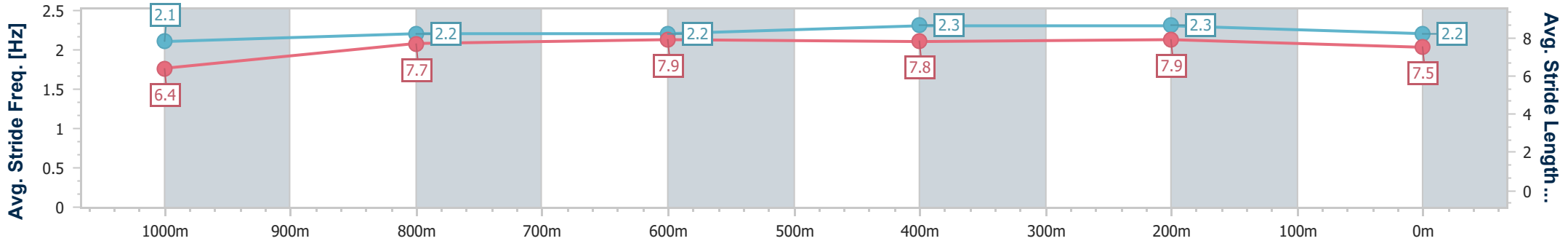
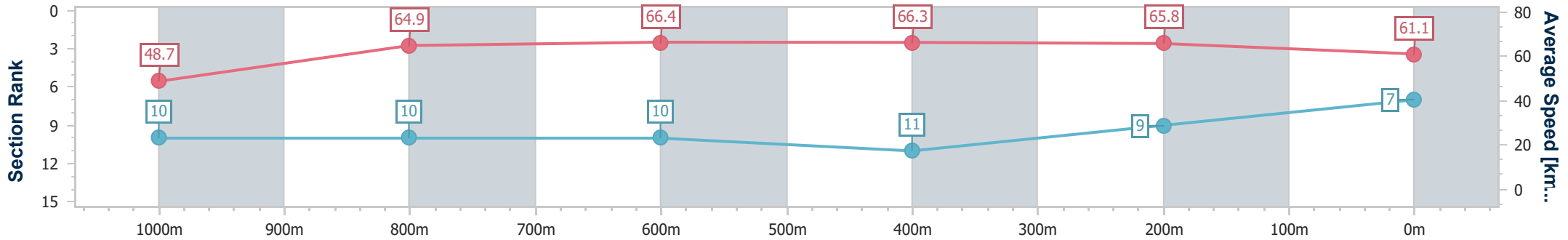
Horse/Jockey Name	Full Recognition
Final Rank	7
Fastest Section Time (Section)	0:10.97 (800m)
Top Speed [km/h] (Section)	67.5 (800m)
Race State	Finished



Townsville QLD Professional
 Race 7: Ladbrokes OPEN Handicap - 1200m
 02 July 2024 - 16:07
 Track Rating: Soft 5, Weather: Fine, Rail Position: +7m 1000m-
 W/Post; +2m Remainder



Section	Overall	1000m	800m	600m	400m	200m
Section Times	1:10.67 [7] (0:14.75)	0:55.92 [10] (0:11.07)	0:44.85 [10] (0:10.97)	0:33.88 [10] (0:11.05)	0:22.83 [11] (0:11.05)	0:11.78 [9] (0:11.78)
Average Speed [km/h]	48.7	64.9	66.4	66.3	65.8	61.1
Top Speed [km/h]	65.5	66.5	67.5	66.8	66.7	64.5
Avg. Dist. to Rail [m]	5.3	1.1	2.2	3.4	6.0	7.5
Avg. Stride Freq. [Hz]	2.1	2.2	2.2	2.3	2.3	2.2
Avg. Stride Length [m]	6.4	7.7	7.9	7.8	7.9	7.5



- [] Ranking at each section and finish
- .-.- No data available at this section
- NA No data available



Horse/Jockey Name	Higher Love
Final Rank	8
Fastest Section Time (Section)	0:11.09 (800m)
Top Speed [km/h] (Section)	66.8 (600m)
Race State	Finished



Townsville QLD Professional

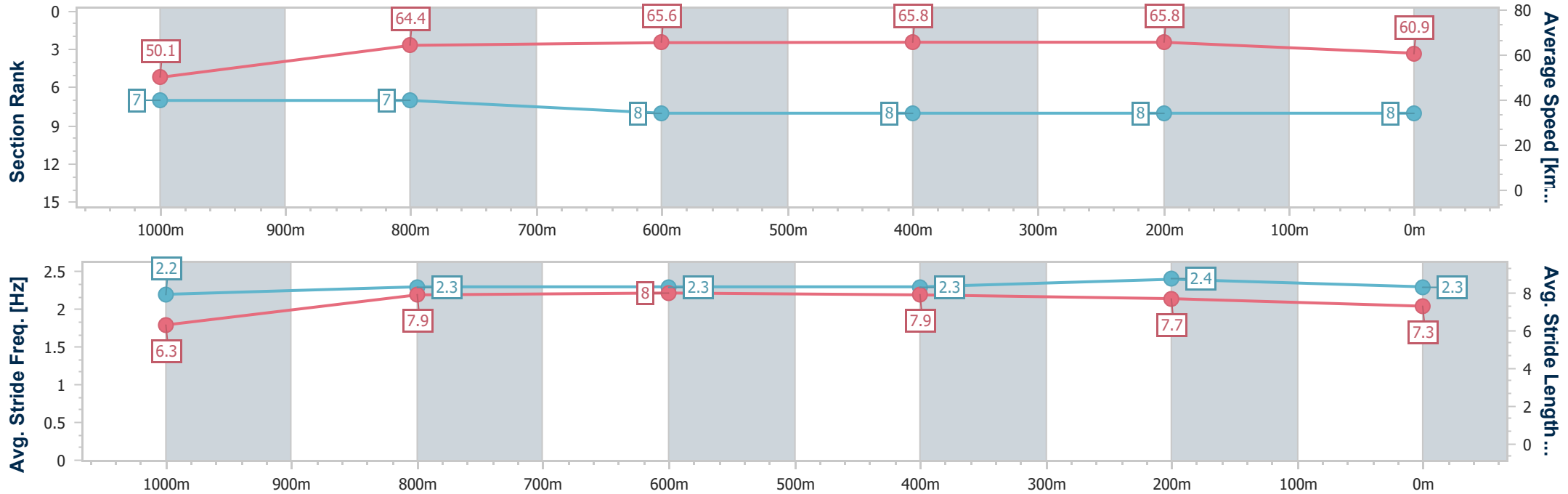
Race 7: Ladbrokes OPEN Handicap - 1200m

02 July 2024 - 16:07

Track Rating: Soft 5, Weather: Fine, Rail Position: +7m 1000m-
W/Post; +2m Remainder



Section	Overall	1000m	800m	600m	400m	200m
Section Times	1:10.69 [8] (0:14.36)	0:56.33 [7] (0:11.18)	0:45.15 [7] (0:11.09)	0:34.06 [8] (0:11.13)	0:22.93 [8] (0:11.10)	0:11.83 [8] (0:11.83)
Average Speed [km/h]	50.1	64.4	65.6	65.8	65.8	60.9
Top Speed [km/h]	63.9	66.4	66.4	66.8	66.6	64.5
Avg. Dist. to Rail [m]	7.6	0.9	1.8	3.9	7.5	8.7
Avg. Stride Freq. [Hz]	2.2	2.3	2.3	2.3	2.4	2.3
Avg. Stride Length [m]	6.3	7.9	8.0	7.9	7.7	7.3



- [] Ranking at each section and finish
- .-.- No data available at this section
- NA No data available



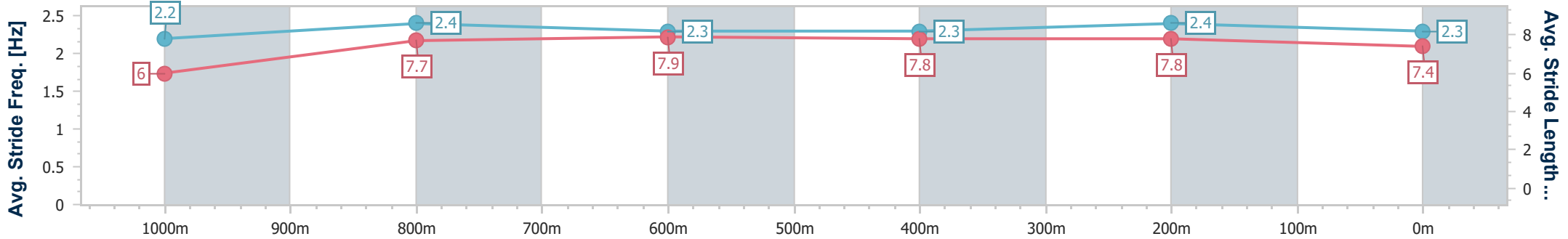
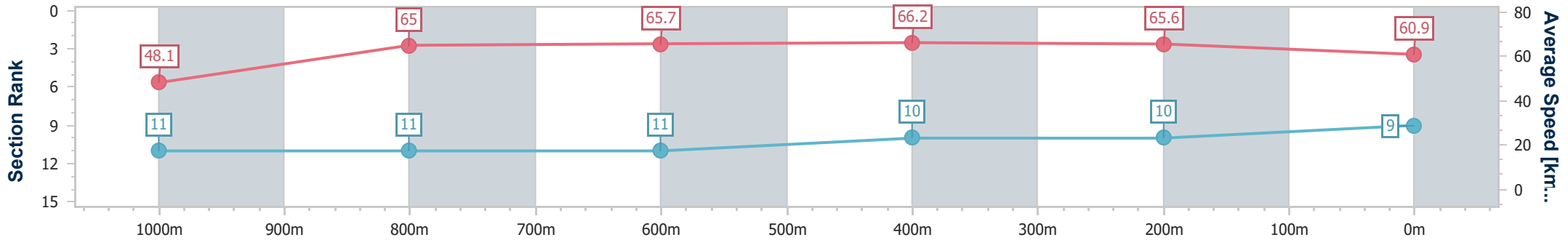
Horse/Jockey Name	Gulf Of Lion
Final Rank	9
Fastest Section Time (Section)	0:10.98 (1000m)
Top Speed [km/h] (Section)	67.8 (600m)
Race State	Finished



Townsville QLD Professional
Race 7: Ladbrokes OPEN Handicap - 1200m
 02 July 2024 - 16:07
 Track Rating: Soft 5, Weather: Fine, Rail Position: +7m 1000m-
 W/Post; +2m Remainder



Section	Overall	1000m	800m	600m	400m	200m
Section Times	1:10.70 [9] (0:14.87)	0:55.83 [11] (0:10.98)	0:44.85 [11] (0:10.99)	0:33.86 [11] (0:10.99)	0:22.87 [10] (0:11.06)	0:11.81 [10] (0:11.81)
Average Speed [km/h]	48.1	65.0	65.7	66.2	65.6	60.9
Top Speed [km/h]	64.9	66.3	66.7	67.8	67.8	63.9
Avg. Dist. to Rail [m]	3.3	2.1	0.7	2.2	4.9	5.6
Avg. Stride Freq. [Hz]	2.2	2.4	2.3	2.3	2.4	2.3
Avg. Stride Length [m]	6.0	7.7	7.9	7.8	7.8	7.4



- [] Ranking at each section and finish
- .-.- No data available at this section
- NA No data available



Horse/Jockey Name	Acrobatic
Final Rank	10
Fastest Section Time (Section)	0:10.90 (1000m)
Top Speed [km/h] (Section)	66.6 (1000m)
Race State	Finished



Townsville QLD Professional

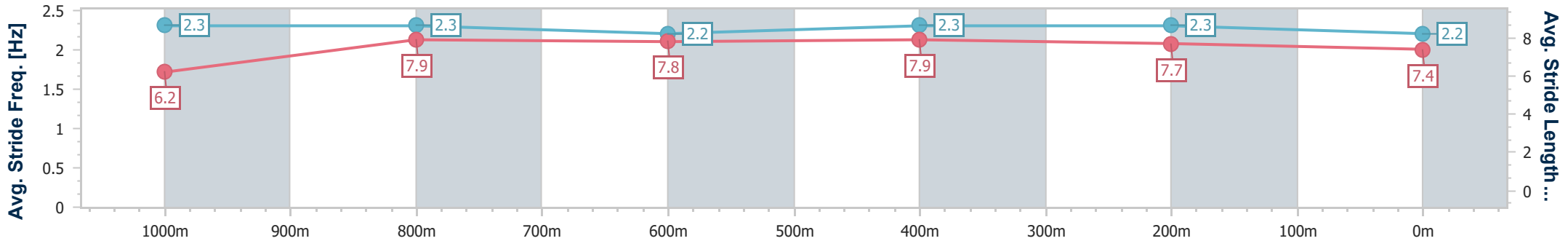
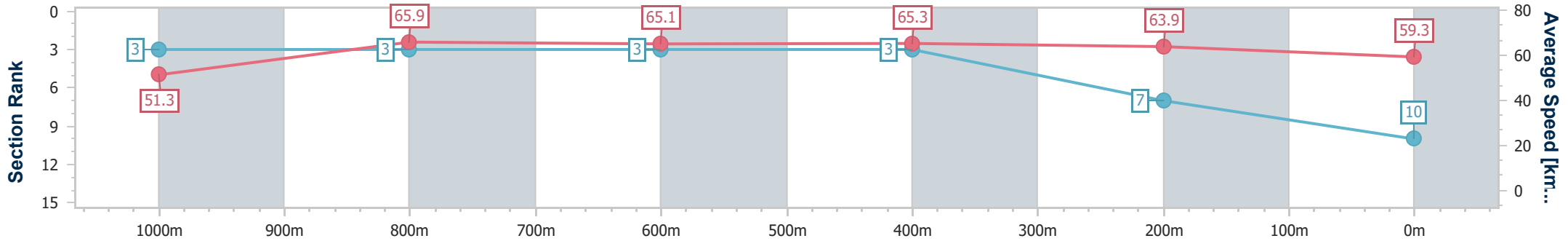
Race 7: Ladbrokes OPEN Handicap - 1200m

02 July 2024 - 16:07

Track Rating: Soft 5, Weather: Fine, Rail Position: +7m 1000m-
W/Post; +2m Remainder



Section	Overall	1000m	800m	600m	400m	200m
Section Times	1:10.81 [10] (0:14.04)	0:56.77 [3] (0:10.90)	0:45.87 [3] (0:11.16)	0:34.71 [3] (0:11.20)	0:23.51 [3] (0:11.34)	0:12.17 [7] (0:12.17)
Average Speed [km/h]	51.3	65.9	65.1	65.3	63.9	59.3
Top Speed [km/h]	66.0	66.6	66.1	65.7	65.3	62.8
Avg. Dist. to Rail [m]	6.7	1.1	1.9	2.9	4.3	4.6
Avg. Stride Freq. [Hz]	2.3	2.3	2.2	2.3	2.3	2.2
Avg. Stride Length [m]	6.2	7.9	7.8	7.9	7.7	7.4



- [] Ranking at each section and finish
- .-.- No data available at this section
- NA No data available



Horse/Jockey Name	Go Getaboy
Final Rank	11
Fastest Section Time (Section)	0:10.93 (800m)
Top Speed [km/h] (Section)	68.2 (800m)
Race State	Finished



Townsville QLD Professional

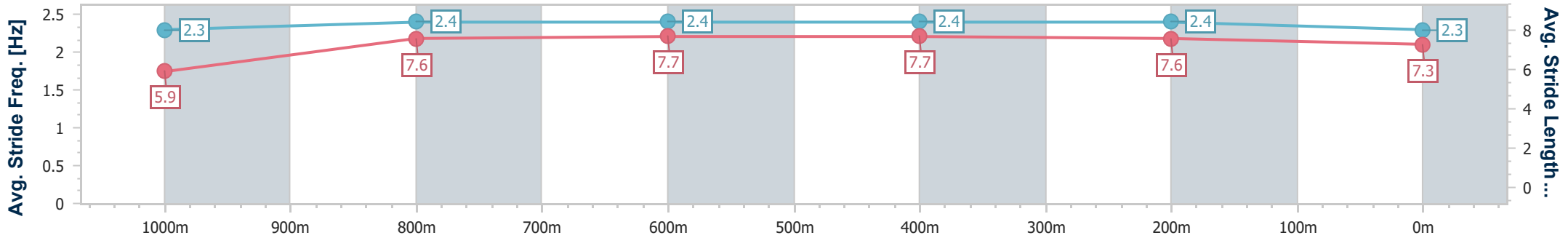
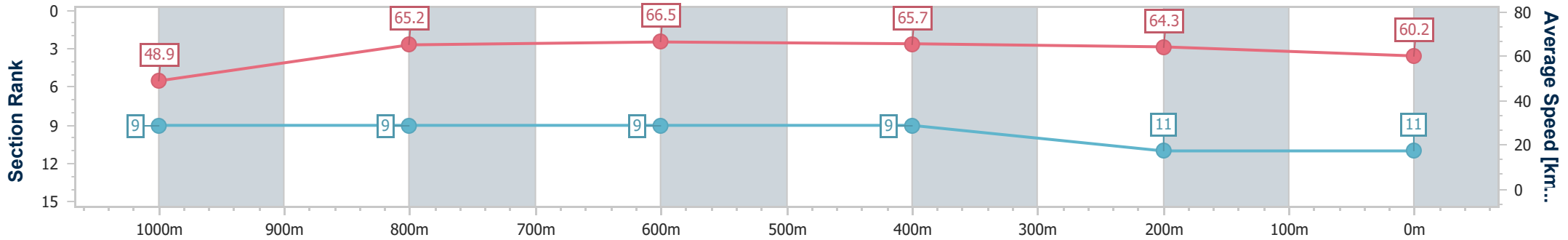
Race 7: Ladbrokes OPEN Handicap - 1200m

02 July 2024 - 16:07

Track Rating: Soft 5, Weather: Fine, Rail Position: +7m 1000m-
W/Post; +2m Remainder



Section	Overall	1000m	800m	600m	400m	200m
Section Times	1:11.10 [11] (0:14.68)	0:56.42 [9] (0:11.05)	0:45.37 [9] (0:10.93)	0:34.44 [9] (0:11.16)	0:23.28 [9] (0:11.33)	0:11.95 [11] (0:11.95)
Average Speed [km/h]	48.9	65.2	66.5	65.7	64.3	60.2
Top Speed [km/h]	66.4	66.3	68.2	66.3	65.8	63.6
Avg. Dist. to Rail [m]	7.2	1.2	2.0	3.7	6.2	7.9
Avg. Stride Freq. [Hz]	2.3	2.4	2.4	2.4	2.4	2.3
Avg. Stride Length [m]	5.9	7.6	7.7	7.7	7.6	7.3



- [] Ranking at each section and finish
- .-.- No data available at this section
- NA No data available



Townsville QLD Professional

Race 8: Great Northern Brewing Co BM60 Handicap - 1400m



02 July 2024 - 16:41

Track Rating: Soft 5, Weather: Fine, Rail Position: +7m 1000m-W/Post; +2m Remainder

Section	Field Times	Overall	1200m	1000m	800m	600m	400m	Last 600m					
		1:23.63 (0:14.59)	1:09.04 (0:10.51)	0:58.53 (0:11.10)	0:47.43 (0:11.73)	0:35.70 (0:11.98)	0:23.72 (0:11.73)	0:35.70					
Rank	TAB	Horse/Jockey	Barrier	Top Speed [km/h]	Fastest Section							Distance Travelled [m]	
1	1	UNDER THE LIMIT Gabrielle Semmens	5	67.7 1200m	0:10.76 1200m	1:23.63 [1] (0:15.20)	1:08.43 [10] (0:10.76)	0:57.67 [10] (0:11.22)	0:46.45 [10] (0:11.48)	0:34.97 [9] (0:11.67)	0:23.30 [7] (0:11.39)	0:34.97	
2	13	MAJESTIC WINGS Pietro Romeo	1	68.2 1200m	0:10.66 1200m	1:23.66 [2] (0:14.62)	1:09.04 [2] (0:10.66)	0:58.38 [2] (0:11.13)	0:47.25 [2] (0:11.67)	0:35.58 [2] (0:11.90)	0:23.68 [2] (0:11.66)	0:35.58	-10
3	8	SIR MAXIMUS Chris Whiteley	12	67.4 1200m	0:10.96 1200m	1:23.69 [3] (0:15.34)	1:08.35 [11] (0:10.96)	0:57.39 [12] (0:11.24)	0:46.15 [13] (0:11.47)	0:34.68 [12] (0:11.70)	0:22.98 [12] (0:11.28)	0:34.68	-2
4	12	LAST ROYAL Lacey Morrison	6	69.1 1200m	0:10.55 1200m	1:23.83 [4] (0:15.07)	1:08.76 [8] (0:10.55)	0:58.21 [6] (0:11.17)	0:47.04 [6] (0:11.60)	0:35.44 [6] (0:11.87)	0:23.57 [4] (0:11.69)	0:35.44	-7
5	11	VICTORY FOR US Nathan Day	10	68.0 1200m	0:10.83 1200m	1:23.86 [5] (0:15.05)	1:08.81 [7] (0:10.83)	0:57.98 [9] (0:11.22)	0:46.76 [8] (0:11.53)	0:35.23 [8] (0:11.66)	0:23.57 [6] (0:11.67)	0:35.23	-11
6	6	MAJESTICS REQUEST Tyler Leslight	8	70.1 1200m	0:10.47 1200m	1:24.17 [6] (0:14.63)	1:09.54 [3] (0:10.47)	0:59.07 [1] (0:11.10)	0:47.97 [1] (0:11.73)	0:36.24 [1] (0:11.98)	0:24.26 [1] (0:11.75)	0:36.24	-6
7	9	EDIFICATION Graham Kliese	14	67.6 1200m	0:10.79 1200m	1:24.29 [7] (0:15.73)	1:08.56 [13] (0:10.79)	0:57.77 [13] (0:10.95)	0:46.82 [12] (0:11.56)	0:35.26 [13] (0:11.72)	0:23.54 [13] (0:11.73)	0:35.26	-8
8	5	KING SAMUEL Adrian Layt	3	68.7 1200m	0:10.66 1200m	1:24.33 [8] (0:14.87)	1:09.46 [6] (0:10.66)	0:58.80 [5] (0:11.11)	0:47.69 [4] (0:11.60)	0:36.09 [4] (0:11.86)	0:24.23 [3] (0:11.77)	0:36.09	-6
9	4	FINSCEAL Ashley Butler	15	68.2 1200m	0:10.72 1200m	1:24.36 [9] (0:15.15)	1:09.21 [9] (0:10.72)	0:58.49 [8] (0:11.30)	0:47.19 [9] (0:11.55)	0:35.64 [10] (0:11.75)	0:23.89 [10] (0:11.82)	0:35.64	-8
10	2	SPIRIT MEISTER Jenna Edwards	4	67.7 Overall	0:10.86 1200m	1:24.39 [10] (0:14.76)	1:09.63 [5] (0:10.86)	0:58.77 [7] (0:11.18)	0:47.59 [7] (0:11.59)	0:36.00 [5] (0:11.97)	0:24.03 [8] (0:11.87)	0:36.00	-5

Scratched: Defrosted (#17), Obliquity (#14), Stadium Of Light (#15), Roznamla (#16)

Report Created: Tue 2 July 2024 17:15 GMT+10 (Note: Timing is based on position data)

Page 1/17

[] Ranking at each section and finish
 -:-:- No data available at this section
 NA No data available
 SCN Saddle cloth number
 DNF Did not finish
 DNT Did not track

data processed by TRIPLESDATA



Townsville QLD Professional

Race 8: Great Northern Brewing Co BM60 Handicap - 1400m



02 July 2024 - 16:41

Track Rating: Soft 5, Weather: Fine, Rail Position: +7m 1000m-W/Post; +2m Remainder

Section	Overall	1200m	1000m	800m	600m	400m	Last 600m
Field Times	1:23.63 (0:14.59)	1:09.04 (0:10.51)	0:58.53 (0:11.10)	0:47.43 (0:11.73)	0:35.70 (0:11.98)	0:23.72 (0:11.73)	0:35.70

Rank	TAB	Horse/Jockey	Barrier	Top Speed [km/h]	Fastest Section	Overall	1200m	1000m	800m	600m	400m	Last 600m	Distance Travelled [m]
11	10	TANGO AND CASH Ryan Wiggins	9	67.3 1200m	0:10.79 1200m	1:24.65 [11] (0:15.45)	1:09.20 [12] (0:10.79)	0:58.41 [11] (0:11.05)	0:47.36 [11] (0:11.47)	0:35.89 [11] (0:11.70)	0:24.19 [9] (0:11.78)	0:35.89	-10
12	3	DARK ARCHER Scott Sheargold	7	69.3 1200m	0:10.68 1200m	1:27.77 [12] (0:14.69)	1:13.08 [4] (0:10.68)	1:02.40 [4] (0:11.37)	0:51.03 [5] (0:11.77)	0:39.26 [7] (0:12.01)	0:27.25 [11] (0:12.38)	0:39.26	+0
13	7	LISTEN TO MAURICE Chelsea Jokic	2	68.4 Overall	0:10.74 1200m	1:27.91 [13] (0:14.59)	1:13.32 [1] (0:10.74)	1:02.58 [3] (0:11.13)	0:51.45 [3] (0:11.72)	0:39.73 [3] (0:12.09)	0:27.64 [5] (0:12.62)	0:39.73	-4

Scratched: Defrosted (#17), Obliquity (#14), Stadium Of Light (#15), Roznamla (#16)



Townsville QLD Professional

Race 8: Great Northern Brewing Co BM60 Handicap - 1400m



02 July 2024 - 16:41

Track Rating: Soft 5, Weather: Fine, Rail Position: +7m 1000m-W/Post; +2m Remainder

Section				200m				Last 600m		
Field Times				0:11.99				0:35.70		
				(0:11.99)						
Rank	TAB	Horse/Jockey	Barrier	Top Speed [km/h]	Fastest Section	Margin			Distance Travelled [m]	
1	1	UNDER THE LIMIT Gabrielle Semmens	5	67.7 1200m	0:10.76 1200m	0:11.91 [3] (0:11.91)	1:23.63		0:34.97	
2	13	MAJESTIC WINGS Pietro Romeo	1	68.2 1200m	0:10.66 1200m	0:12.02 [1] (0:12.02)	0.22L		0:35.58	-10
3	8	SIR MAXIMUS Chris Whiteley	12	67.4 1200m	0:10.96 1200m	0:11.70 [7] (0:11.70)	0.38L		0:34.68	-2
4	12	LAST ROYAL Lacey Morrison	6	69.1 1200m	0:10.55 1200m	0:11.88 [5] (0:11.88)	1.22L		0:35.44	-7
5	11	VICTORY FOR US Nathan Day	10	68.0 1200m	0:10.83 1200m	0:11.90 [6] (0:11.90)	1.38L		0:35.23	-11
6	6	MAJESTICS REQUEST Tyler Leslight	8	70.1 1200m	0:10.47 1200m	0:12.51 [2] (0:12.51)	3.2L		0:36.24	-6
7	9	EDIFICATION Graham Kliese	14	67.6 1200m	0:10.79 1200m	0:11.81 [11] (0:11.81)	3.89L		0:35.26	-8
8	5	KING SAMUEL Adrian Layt	3	68.7 1200m	0:10.66 1200m	0:12.46 [4] (0:12.46)	4.14L		0:36.09	-6
9	4	FINSCEAL Ashley Butler	15	68.2 1200m	0:10.72 1200m	0:12.07 [10] (0:12.07)	4.33L		0:35.64	-8
10	2	SPIRIT MEISTER Jenna Edwards	4	67.7 Overall	0:10.86 1200m	0:12.16 [8] (0:12.16)	4.49L		0:36.00	-5

Scratched: Defrosted (#17), Obliquity (#14), Stadium Of Light (#15), Roznamla (#16)

Report Created: Tue 2 July 2024 17:15 GMT+10 (Note: Timing is based on position data)

Page 3/17

[] Ranking at each section and finish
 -:-:- No data available at this section
 NA No data available

SCN Saddle cloth number
 DNF Did not finish
 DNT Did not track

data processed by TRIPLESDATA



Townsville QLD Professional

Race 8: Great Northern Brewing Co BM60 Handicap - 1400m

02 July 2024 - 16:41



Track Rating: Soft 5, Weather: Fine, Rail Position: +7m 1000m-W/Post; +2m Remainder

Section				200m				Last 600m		
Field Times				0:11.99 (0:11.99)				0:35.70		
Rank	TAB	Horse/Jockey	Barrier	Top Speed [km/h]	Fastest Section	Margin			Distance Travelled [m]	
11	10	TANGO AND CASH	9	67.3	0:10.79	0:12.41 [9]	6.03L		0:35.89	-10
		Ryan Wiggins		1200m	1200m	(0:12.41)				
12	3	DARK ARCHER	7	69.3	0:10.68	0:14.87 [13]	24.37L		0:39.26	+0
		Scott Sheargold		1200m	1200m	(0:14.87)				
13	7	LISTEN TO MAURICE	2	68.4	0:10.74	0:15.02 [12]	25.22L		0:39.73	-4
		Chelsea Jokic		Overall	1200m	(0:15.02)				

Scratched: Defrosted (#17), Obliquity (#14), Stadium Of Light (#15), Roznamla (#16)



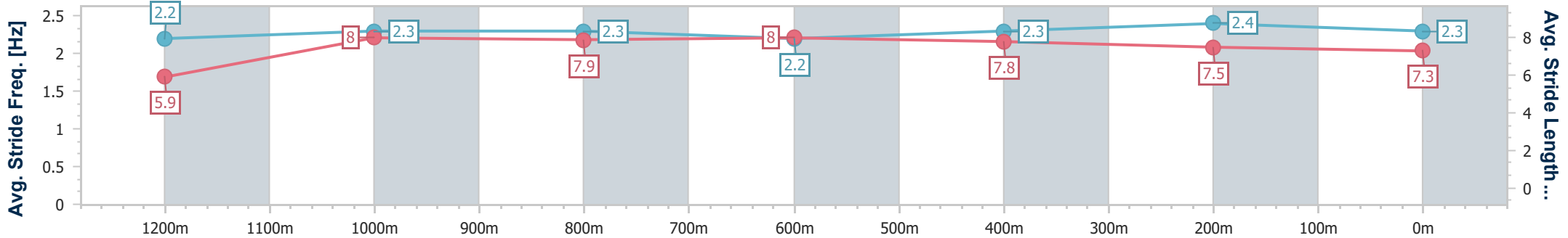
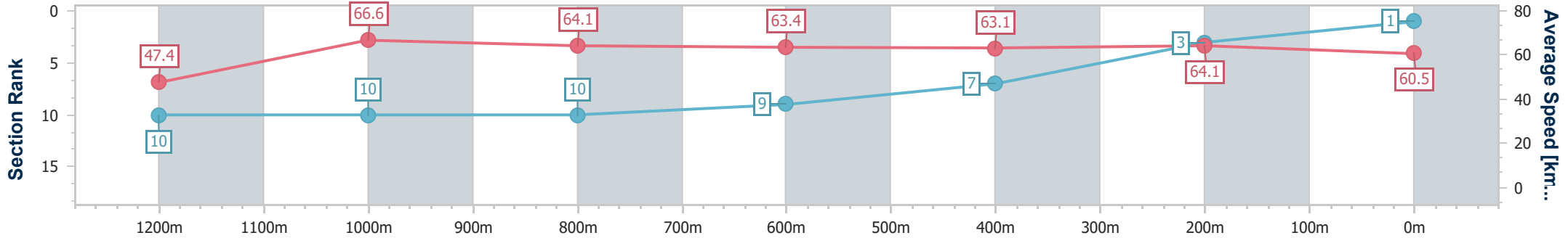
Horse/Jockey Name	Under The Limit
Final Rank	1
Fastest Section Time (Section)	0:10.76 (1200m)
Top Speed [km/h] (Section)	67.7 (1200m)
Race State	Finished



Townsville QLD Professional
 Race 8: Great Northern Brewing Co BM60 Handicap - 1400m
 02 July 2024 - 16:41
 Track Rating: Soft 5, Weather: Fine, Rail Position: +7m 1000m-
 W/Post; +2m Remainder



Section	Overall	1200m	1000m	800m	600m	400m	200m
Section Times	1:23.63 [1] (0:15.20)	1:08.43 [10] (0:10.76)	0:57.67 [10] (0:11.22)	0:46.45 [10] (0:11.48)	0:34.97 [9] (0:11.67)	0:23.30 [7] (0:11.39)	0:11.91 [3] (0:11.91)
Average Speed [km/h]	47.4	66.6	64.1	63.4	63.1	64.1	60.5
Top Speed [km/h]	66.9	67.7	67.4	64.2	64.5	66.2	64.0
Avg. Dist. to Rail [m]	6.0	2.3	1.2	2.1	5.0	7.5	9.2
Avg. Stride Freq. [Hz]	2.2	2.3	2.3	2.2	2.3	2.4	2.3
Avg. Stride Length [m]	5.9	8.0	7.9	8.0	7.8	7.5	7.3



- [] Ranking at each section and finish
- .-.- No data available at this section
- NA No data available



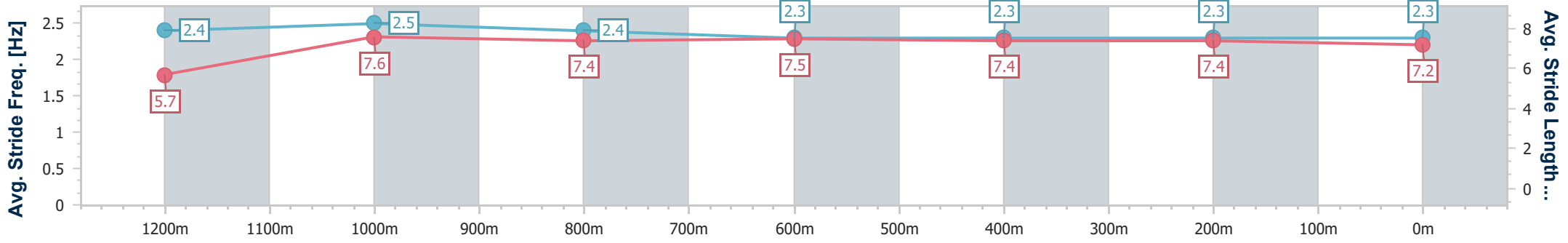
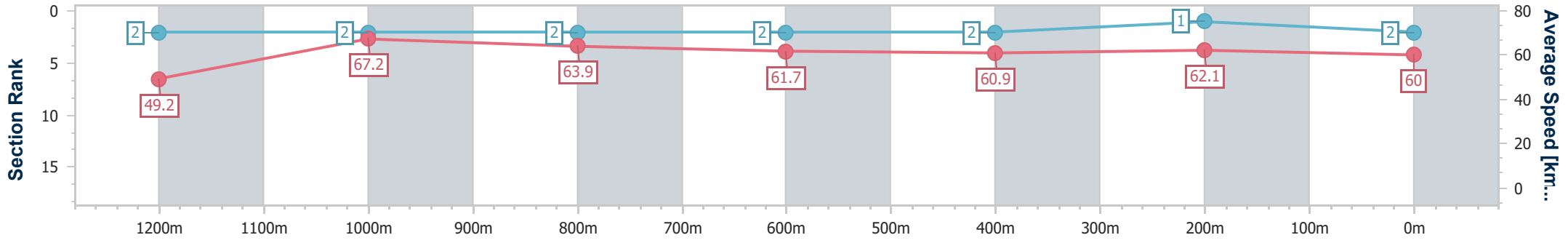
Horse/Jockey Name	Majestic Wings
Final Rank	2
Fastest Section Time (Section)	0:10.66 (1200m)
Top Speed [km/h] (Section)	68.2 (1200m)
Race State	Finished



Townsville QLD Professional
 Race 8: Great Northern Brewing Co BM60 Handicap - 1400m
 02 July 2024 - 16:41
 Track Rating: Soft 5, Weather: Fine, Rail Position: +7m 1000m-
 W/Post; +2m Remainder



Section	Overall	1200m	1000m	800m	600m	400m	200m
Section Times	1:23.66 [2] (0:14.62)	1:09.04 [2] (0:10.66)	0:58.38 [2] (0:11.13)	0:47.25 [2] (0:11.67)	0:35.58 [2] (0:11.90)	0:23.68 [2] (0:11.66)	0:12.02 [1] (0:12.02)
Average Speed [km/h]	49.2	67.2	63.9	61.7	60.9	62.1	60.0
Top Speed [km/h]	67.8	68.2	66.3	62.9	61.7	62.8	62.4
Avg. Dist. to Rail [m]	4.4	2.0	2.5	0.5	1.5	4.1	6.3
Avg. Stride Freq. [Hz]	2.4	2.5	2.4	2.3	2.3	2.3	2.3
Avg. Stride Length [m]	5.7	7.6	7.4	7.5	7.4	7.4	7.2



- [] Ranking at each section and finish
- .-.- No data available at this section
- NA No data available



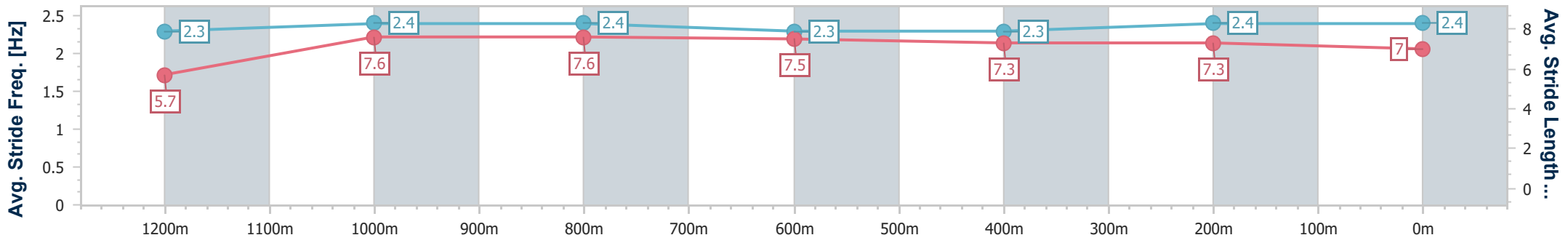
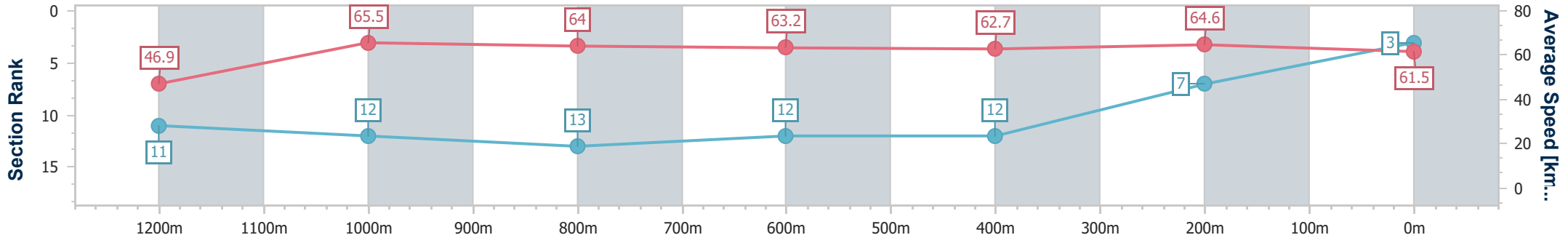
Horse/Jockey Name	Sir Maximus
Final Rank	3
Fastest Section Time (Section)	0:10.96 (1200m)
Top Speed [km/h] (Section)	67.4 (1200m)
Race State	Finished



Townsville QLD Professional
 Race 8: Great Northern Brewing Co BM60 Handicap - 1400m
 02 July 2024 - 16:41
 Track Rating: Soft 5, Weather: Fine, Rail Position: +7m 1000m-
 W/Post; +2m Remainder



Section	Overall	1200m	1000m	800m	600m	400m	200m
Section Times	1:23.69 [3] (0:15.34)	1:08.35 [11] (0:10.96)	0:57.39 [12] (0:11.24)	0:46.15 [13] (0:11.47)	0:34.68 [12] (0:11.70)	0:22.98 [12] (0:11.28)	0:11.70 [7] (0:11.70)
Average Speed [km/h]	46.9	65.5	64.0	63.2	62.7	64.6	61.5
Top Speed [km/h]	66.7	67.4	66.4	64.2	64.3	65.0	64.1
Avg. Dist. to Rail [m]	10.2	3.1	1.0	1.4	3.9	7.7	10.8
Avg. Stride Freq. [Hz]	2.3	2.4	2.4	2.3	2.3	2.4	2.4
Avg. Stride Length [m]	5.7	7.6	7.6	7.5	7.3	7.3	7.0



- [] Ranking at each section and finish
- .-.- No data available at this section
- NA No data available



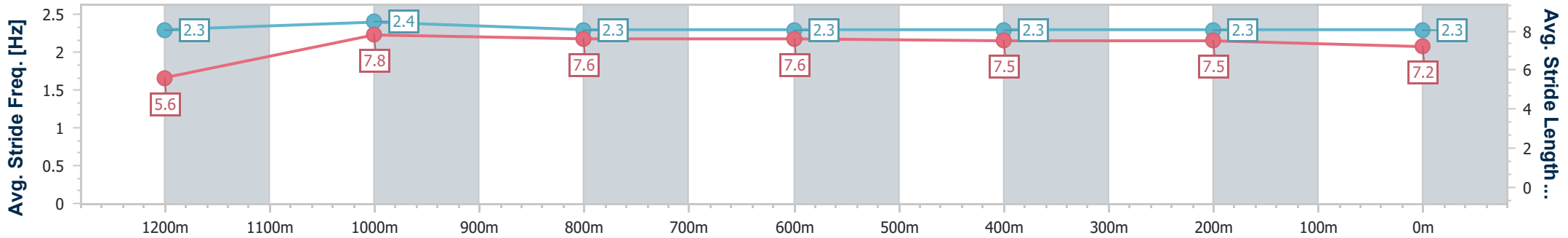
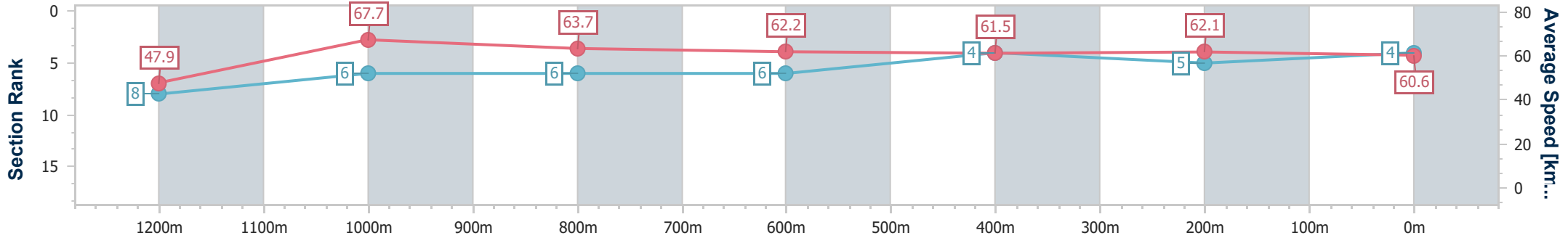
Horse/Jockey Name	Last Royal
Final Rank	4
Fastest Section Time (Section)	0:10.55 (1200m)
Top Speed [km/h] (Section)	69.1 (1200m)
Race State	Finished



Townsville QLD Professional
 Race 8: Great Northern Brewing Co BM60 Handicap - 1400m
 02 July 2024 - 16:41
 Track Rating: Soft 5, Weather: Fine, Rail Position: +7m 1000m-
 W/Post; +2m Remainder



Section	Overall	1200m	1000m	800m	600m	400m	200m
Section Times	1:23.83 [4] (0:15.07)	1:08.76 [8] (0:10.55)	0:58.21 [6] (0:11.17)	0:47.04 [6] (0:11.60)	0:35.44 [6] (0:11.87)	0:23.57 [4] (0:11.69)	0:11.88 [5] (0:11.88)
Average Speed [km/h]	47.9	67.7	63.7	62.2	61.5	62.1	60.6
Top Speed [km/h]	68.0	69.1	66.4	64.2	62.9	63.5	62.9
Avg. Dist. to Rail [m]	6.5	2.0	2.5	0.7	3.0	4.5	7.0
Avg. Stride Freq. [Hz]	2.3	2.4	2.3	2.3	2.3	2.3	2.3
Avg. Stride Length [m]	5.6	7.8	7.6	7.6	7.5	7.5	7.2



- [] Ranking at each section and finish
- .-.- No data available at this section
- NA No data available



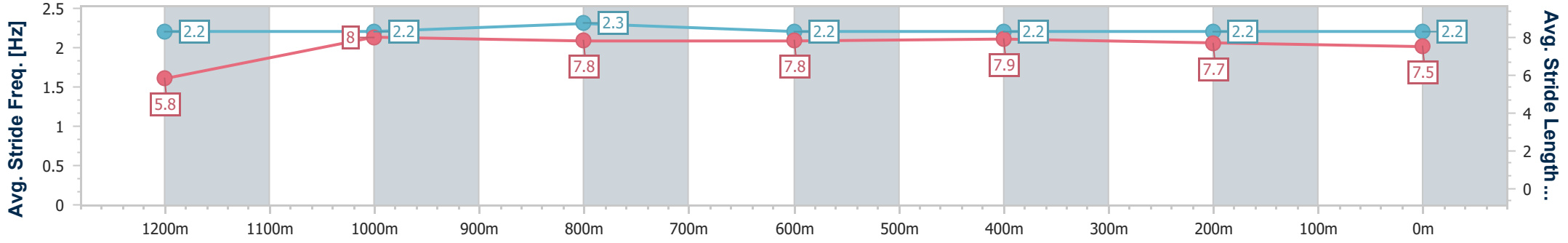
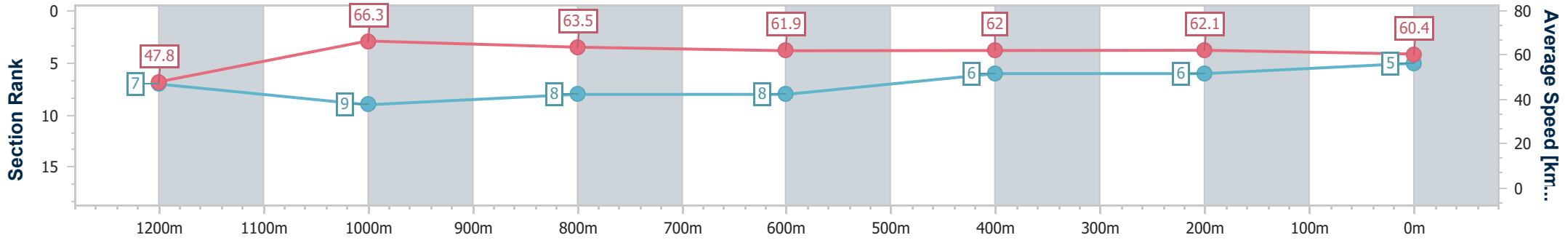
Horse/Jockey Name	Victory For Us
Final Rank	5
Fastest Section Time (Section)	0:10.83 (1200m)
Top Speed [km/h] (Section)	68.0 (1200m)
Race State	Finished



Townsville QLD Professional
 Race 8: Great Northern Brewing Co BM60 Handicap - 1400m
 02 July 2024 - 16:41
 Track Rating: Soft 5, Weather: Fine, Rail Position: +7m 1000m-
 W/Post; +2m Remainder



Section	Overall	1200m	1000m	800m	600m	400m	200m
Section Times	1:23.86 [5] (0:15.05)	1:08.81 [7] (0:10.83)	0:57.98 [9] (0:11.22)	0:46.76 [8] (0:11.53)	0:35.23 [8] (0:11.66)	0:23.57 [6] (0:11.67)	0:11.90 [6] (0:11.90)
Average Speed [km/h]	47.8	66.3	63.5	61.9	62.0	62.1	60.4
Top Speed [km/h]	66.1	68.0	65.2	63.1	62.7	63.2	62.7
Avg. Dist. to Rail [m]	10.2	2.6	2.4	1.3	1.3	3.4	5.5
Avg. Stride Freq. [Hz]	2.2	2.2	2.3	2.2	2.2	2.2	2.2
Avg. Stride Length [m]	5.8	8.0	7.8	7.8	7.9	7.7	7.5



- [] Ranking at each section and finish
- .-.- No data available at this section
- NA No data available



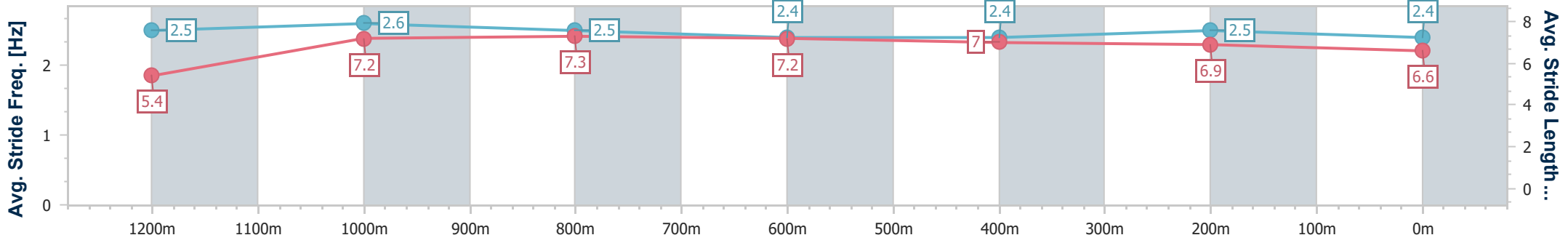
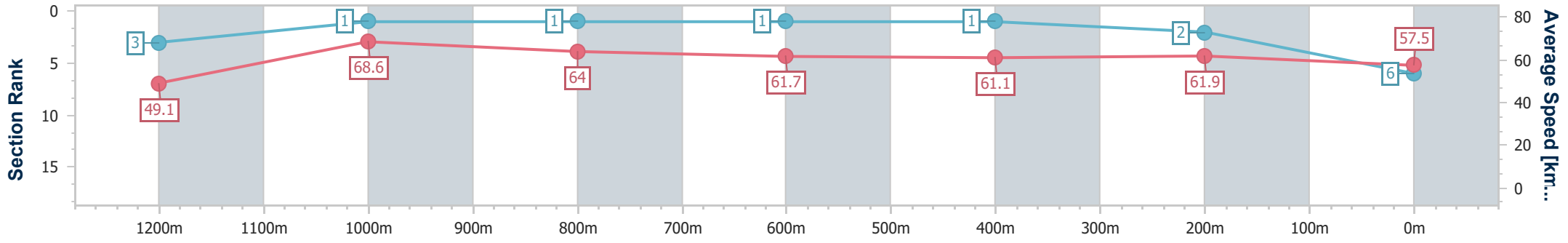
Horse/Jockey Name	Majestics Request
Final Rank	6
Fastest Section Time (Section)	0:10.47 (1200m)
Top Speed [km/h] (Section)	70.1 (1200m)
Race State	Finished



Townsville QLD Professional
 Race 8: Great Northern Brewing Co BM60 Handicap - 1400m
 02 July 2024 - 16:41
 Track Rating: Soft 5, Weather: Fine, Rail Position: +7m 1000m-
 W/Post; +2m Remainder



Section	Overall	1200m	1000m	800m	600m	400m	200m
Section Times	1:24.17 [6] (0:14.63)	1:09.54 [3] (0:10.47)	0:59.07 [1] (0:11.10)	0:47.97 [1] (0:11.73)	0:36.24 [1] (0:11.98)	0:24.26 [1] (0:11.75)	0:12.51 [2] (0:12.51)
Average Speed [km/h]	49.1	68.6	64.0	61.7	61.1	61.9	57.5
Top Speed [km/h]	68.1	70.1	67.4	63.0	62.6	62.6	61.3
Avg. Dist. to Rail [m]	9.1	3.4	2.5	1.0	3.7	5.2	5.8
Avg. Stride Freq. [Hz]	2.5	2.6	2.5	2.4	2.4	2.5	2.4
Avg. Stride Length [m]	5.4	7.2	7.3	7.2	7.0	6.9	6.6



- [] Ranking at each section and finish
- .-.- No data available at this section
- NA No data available



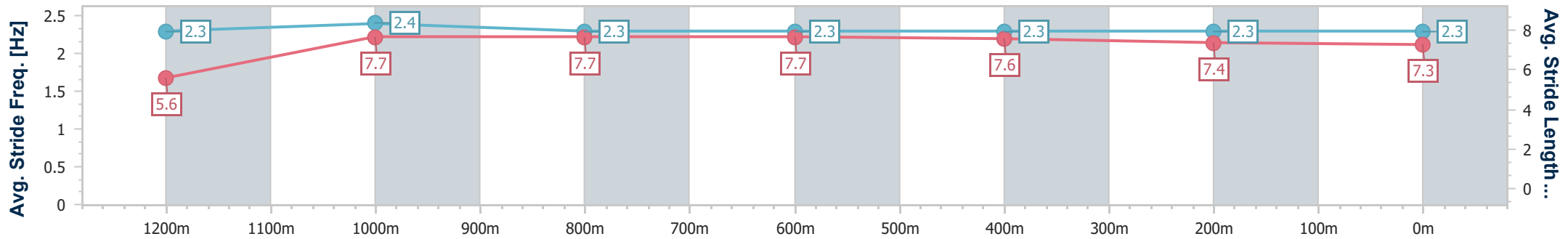
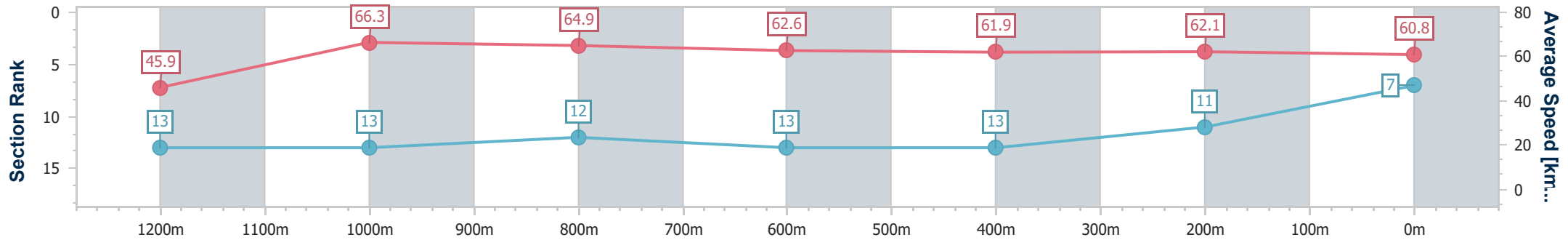
Horse/Jockey Name	Edification
Final Rank	7
Fastest Section Time (Section)	0:10.79 (1200m)
Top Speed [km/h] (Section)	67.6 (1200m)
Race State	Finished



Townsville QLD Professional
 Race 8: Great Northern Brewing Co BM60 Handicap - 1400m
 02 July 2024 - 16:41
 Track Rating: Soft 5, Weather: Fine, Rail Position: +7m 1000m-
 W/Post; +2m Remainder



Section	Overall	1200m	1000m	800m	600m	400m	200m
Section Times	1:24.29 [7] (0:15.73)	1:08.56 [13] (0:10.79)	0:57.77 [13] (0:10.95)	0:46.82 [12] (0:11.56)	0:35.26 [13] (0:11.72)	0:23.54 [13] (0:11.73)	0:11.81 [11] (0:11.81)
Average Speed [km/h]	45.9	66.3	64.9	62.6	61.9	62.1	60.8
Top Speed [km/h]	66.1	67.6	66.4	63.5	63.2	63.5	63.6
Avg. Dist. to Rail [m]	10.6	2.1	2.8	0.8	2.2	7.1	9.8
Avg. Stride Freq. [Hz]	2.3	2.4	2.3	2.3	2.3	2.3	2.3
Avg. Stride Length [m]	5.6	7.7	7.7	7.7	7.6	7.4	7.3



- [] Ranking at each section and finish
- .-.- No data available at this section
- NA No data available



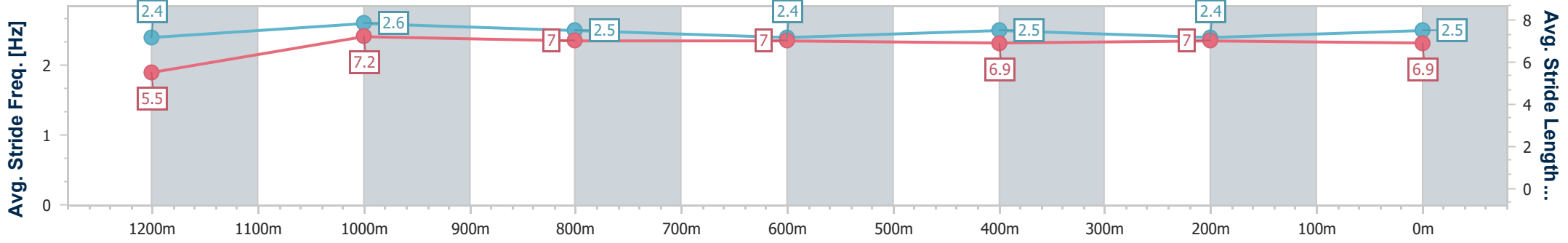
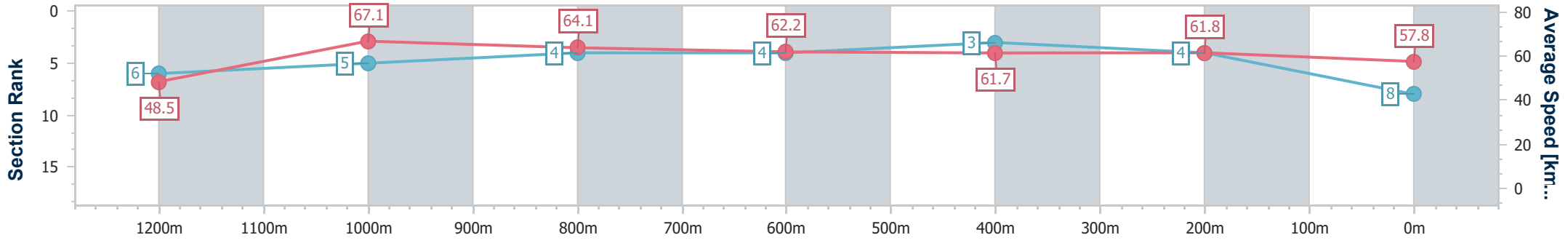
Horse/Jockey Name	King Samuel
Final Rank	8
Fastest Section Time (Section)	0:10.66 (1200m)
Top Speed [km/h] (Section)	68.7 (1200m)
Race State	Finished



Townsville QLD Professional
 Race 8: Great Northern Brewing Co BM60 Handicap - 1400m
 02 July 2024 - 16:41
 Track Rating: Soft 5, Weather: Fine, Rail Position: +7m 1000m-
 W/Post; +2m Remainder



Section	Overall	1200m	1000m	800m	600m	400m	200m
Section Times	1:24.33 [8] (0:14.87)	1:09.46 [6] (0:10.66)	0:58.80 [5] (0:11.11)	0:47.69 [4] (0:11.60)	0:36.09 [4] (0:11.86)	0:24.23 [3] (0:11.77)	0:12.46 [4] (0:12.46)
Average Speed [km/h]	48.5	67.1	64.1	62.2	61.7	61.8	57.8
Top Speed [km/h]	66.8	68.7	66.1	63.7	64.1	62.6	61.8
Avg. Dist. to Rail [m]	5.9	2.0	2.4	0.7	3.6	6.0	8.2
Avg. Stride Freq. [Hz]	2.4	2.6	2.5	2.4	2.5	2.4	2.5
Avg. Stride Length [m]	5.5	7.2	7.0	7.0	6.9	7.0	6.9



- [] Ranking at each section and finish
- .-.- No data available at this section
- NA No data available



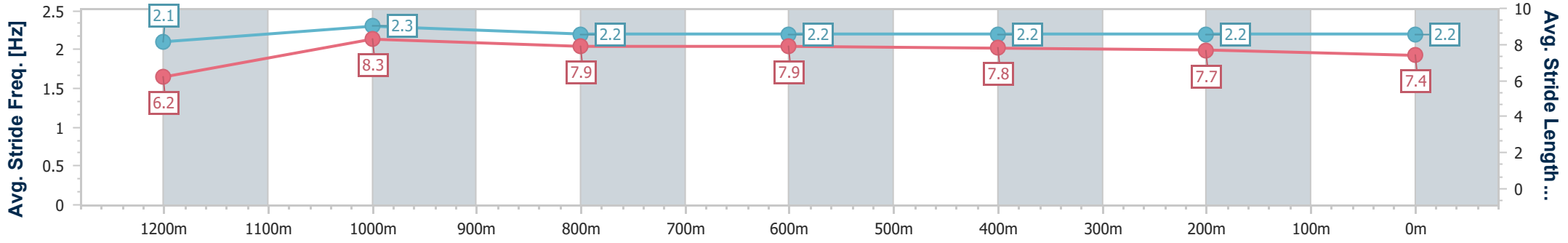
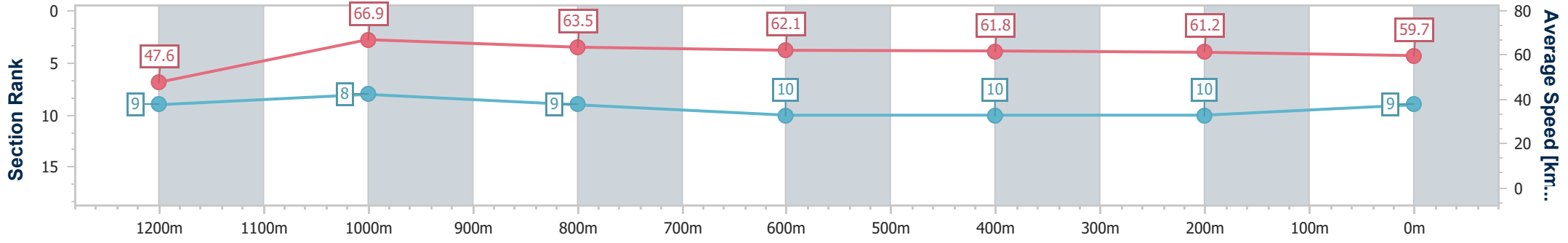
Horse/Jockey Name	Finsceal
Final Rank	9
Fastest Section Time (Section)	0:10.72 (1200m)
Top Speed [km/h] (Section)	68.2 (1200m)
Race State	Finished



Townsville QLD Professional
 Race 8: Great Northern Brewing Co BM60 Handicap - 1400m
 02 July 2024 - 16:41
 Track Rating: Soft 5, Weather: Fine, Rail Position: +7m 1000m-
 W/Post; +2m Remainder



Section	Overall	1200m	1000m	800m	600m	400m	200m
Section Times	1:24.36 [9] (0:15.15)	1:09.21 [9] (0:10.72)	0:58.49 [8] (0:11.30)	0:47.19 [9] (0:11.55)	0:35.64 [10] (0:11.75)	0:23.89 [10] (0:11.82)	0:12.07 [10] (0:12.07)
Average Speed [km/h]	47.6	66.9	63.5	62.1	61.8	61.2	59.7
Top Speed [km/h]	66.9	68.2	66.2	63.3	63.0	62.1	61.9
Avg. Dist. to Rail [m]	13.0	3.9	0.9	0.6	1.7	4.2	6.0
Avg. Stride Freq. [Hz]	2.1	2.3	2.2	2.2	2.2	2.2	2.2
Avg. Stride Length [m]	6.2	8.3	7.9	7.9	7.8	7.7	7.4



- [] Ranking at each section and finish
- .-.- No data available at this section
- NA No data available



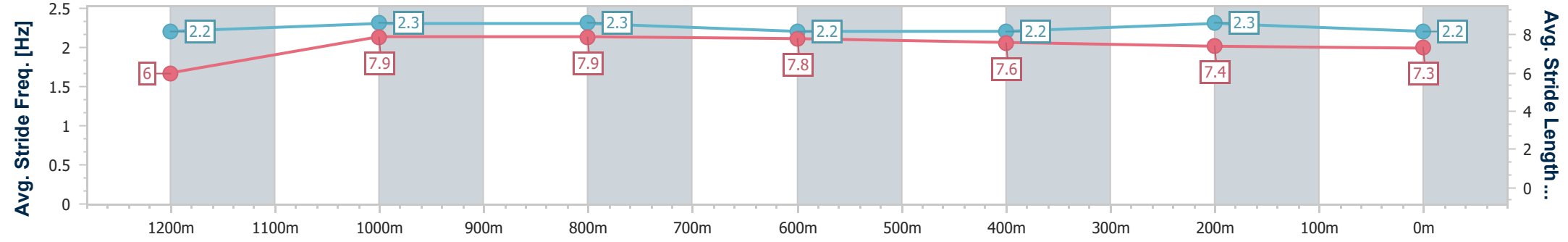
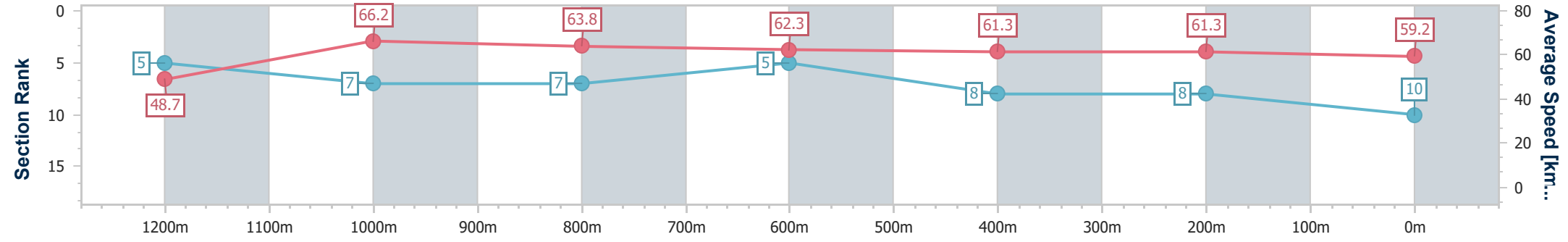
Horse/Jockey Name	Spirit Meister
Final Rank	10
Fastest Section Time (Section)	0:10.86 (1200m)
Top Speed [km/h] (Section)	67.7 (Overall)
Race State	Finished



Townsville QLD Professional
 Race 8: Great Northern Brewing Co BM60 Handicap - 1400m
 02 July 2024 - 16:41
 Track Rating: Soft 5, Weather: Fine, Rail Position: +7m 1000m-
 W/Post; +2m Remainder



Section	Overall	1200m	1000m	800m	600m	400m	200m
Section Times	1:24.39 [10] (0:14.76)	1:09.63 [5] (0:10.86)	0:58.77 [7] (0:11.18)	0:47.59 [7] (0:11.59)	0:36.00 [5] (0:11.97)	0:24.03 [8] (0:11.87)	0:12.16 [8] (0:12.16)
Average Speed [km/h]	48.7	66.2	63.8	62.3	61.3	61.3	59.2
Top Speed [km/h]	67.7	67.3	64.8	64.1	62.7	62.1	61.8
Avg. Dist. to Rail [m]	6.2	2.1	1.9	0.6	4.1	5.9	7.0
Avg. Stride Freq. [Hz]	2.2	2.3	2.3	2.2	2.2	2.3	2.2
Avg. Stride Length [m]	6.0	7.9	7.9	7.8	7.6	7.4	7.3



- [] Ranking at each section and finish
- .-.- No data available at this section
- NA No data available



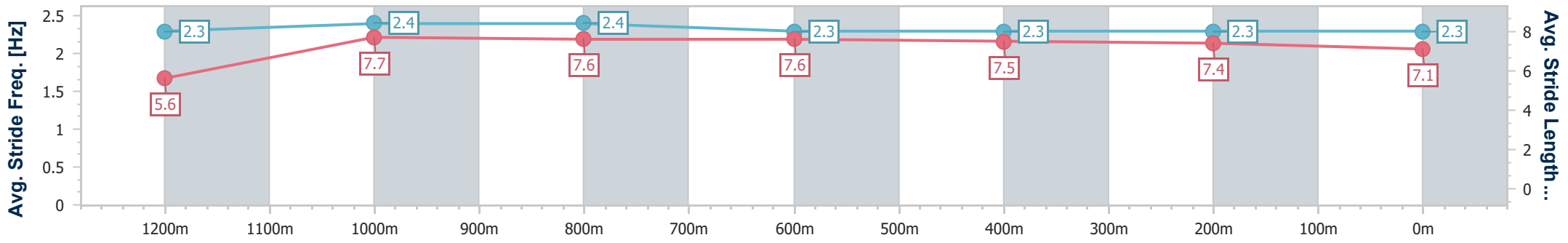
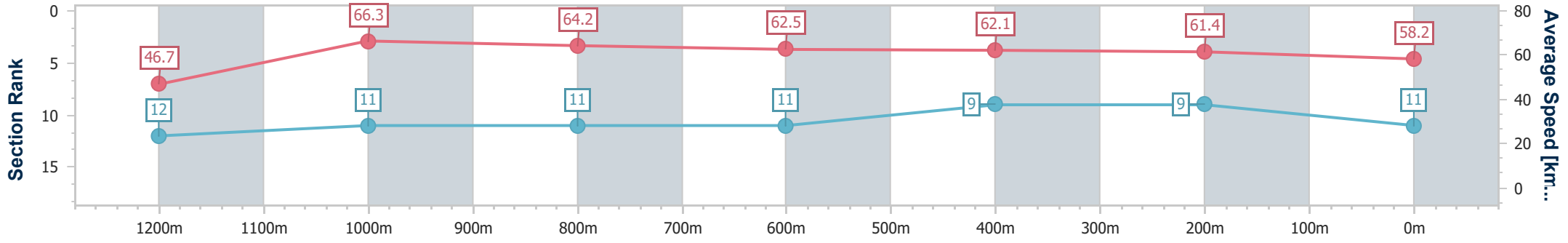
Horse/Jockey Name	Tango And Cash
Final Rank	11
Fastest Section Time (Section)	0:10.79 (1200m)
Top Speed [km/h] (Section)	67.3 (1200m)
Race State	Finished



Townsville QLD Professional
 Race 8: Great Northern Brewing Co BM60 Handicap - 1400m
 02 July 2024 - 16:41
 Track Rating: Soft 5, Weather: Fine, Rail Position: +7m 1000m-
 W/Post; +2m Remainder



Section	Overall	1200m	1000m	800m	600m	400m	200m
Section Times	1:24.65 [11] (0:15.45)	1:09.20 [12] (0:10.79)	0:58.41 [11] (0:11.05)	0:47.36 [11] (0:11.47)	0:35.89 [11] (0:11.70)	0:24.19 [9] (0:11.78)	0:12.41 [9] (0:12.41)
Average Speed [km/h]	46.7	66.3	64.2	62.5	62.1	61.4	58.2
Top Speed [km/h]	64.6	67.3	66.3	63.8	62.7	62.4	61.0
Avg. Dist. to Rail [m]	8.7	2.4	2.6	0.9	1.5	3.7	4.7
Avg. Stride Freq. [Hz]	2.3	2.4	2.4	2.3	2.3	2.3	2.3
Avg. Stride Length [m]	5.6	7.7	7.6	7.6	7.5	7.4	7.1



- [] Ranking at each section and finish
- .-.- No data available at this section
- NA No data available



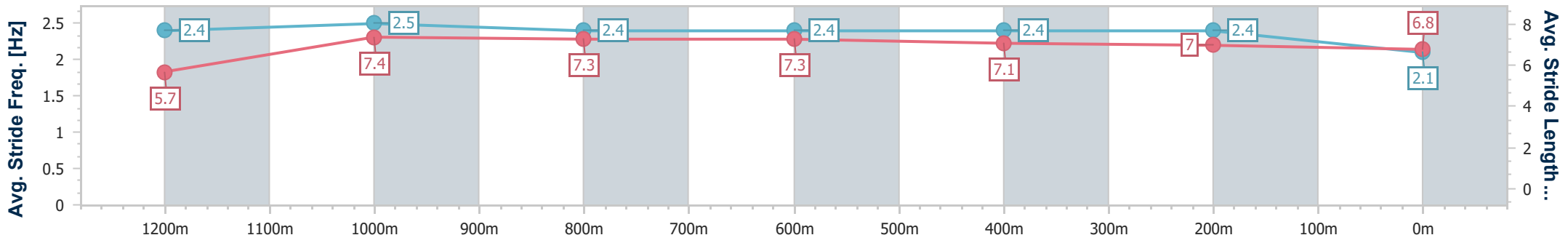
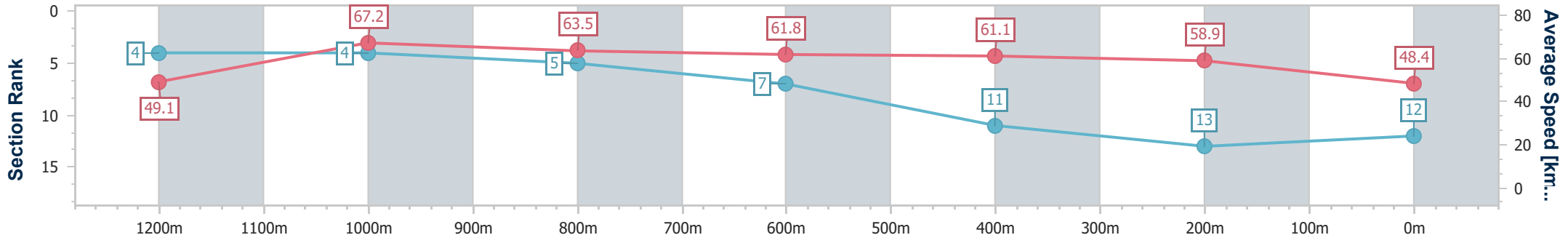
Horse/Jockey Name	Dark Archer
Final Rank	12
Fastest Section Time (Section)	0:10.68 (1200m)
Top Speed [km/h] (Section)	69.3 (1200m)
Race State	Finished



Townsville QLD Professional
 Race 8: Great Northern Brewing Co BM60 Handicap - 1400m
 02 July 2024 - 16:41
 Track Rating: Soft 5, Weather: Fine, Rail Position: +7m 1000m-
 W/Post; +2m Remainder



Section	Overall	1200m	1000m	800m	600m	400m	200m
Section Times	1:27.77 [12] (0:14.69)	1:13.08 [4] (0:10.68)	1:02.40 [4] (0:11.37)	0:51.03 [5] (0:11.77)	0:39.26 [7] (0:12.01)	0:27.25 [11] (0:12.38)	0:14.87 [13] (0:14.87)
Average Speed [km/h]	49.1	67.2	63.5	61.8	61.1	58.9	48.4
Top Speed [km/h]	67.6	69.3	65.1	63.5	62.3	61.1	59.0
Avg. Dist. to Rail [m]	8.7	2.6	1.0	2.3	4.2	6.6	7.5
Avg. Stride Freq. [Hz]	2.4	2.5	2.4	2.4	2.4	2.4	2.1
Avg. Stride Length [m]	5.7	7.4	7.3	7.3	7.1	7.0	6.8



- [] Ranking at each section and finish
- .-.- No data available at this section
- NA No data available



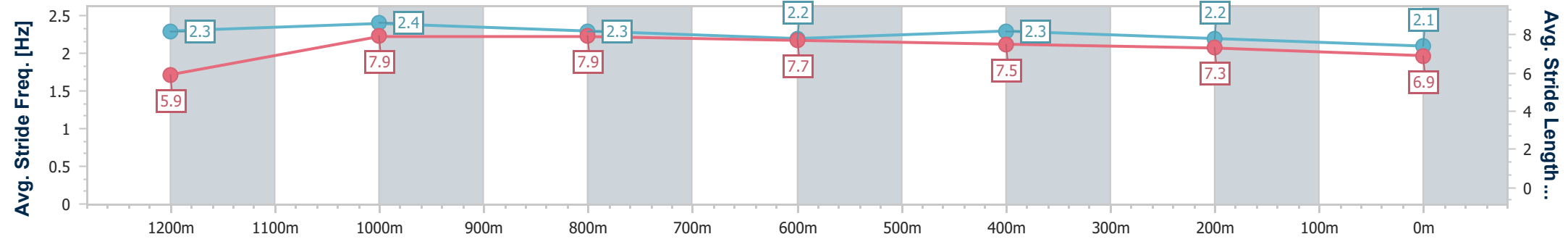
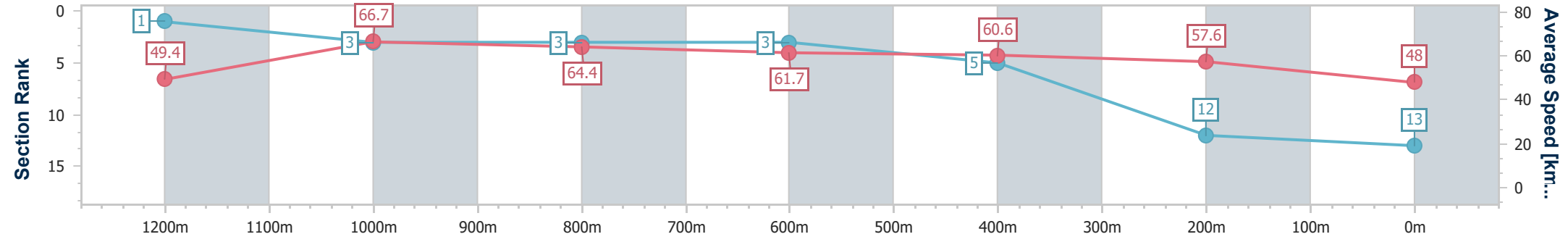
Horse/Jockey Name	Listen To Maurice
Final Rank	13
Fastest Section Time (Section)	0:10.74 (1200m)
Top Speed [km/h] (Section)	68.4 (Overall)
Race State	Finished



Townsville QLD Professional
 Race 8: Great Northern Brewing Co BM60 Handicap - 1400m
 02 July 2024 - 16:41
 Track Rating: Soft 5, Weather: Fine, Rail Position: +7m 1000m-
 W/Post; +2m Remainder



Section	Overall	1200m	1000m	800m	600m	400m	200m
Section Times	1:27.91 [13] (0:14.59)	1:13.32 [1] (0:10.74)	1:02.58 [3] (0:11.13)	0:51.45 [3] (0:11.72)	0:39.73 [3] (0:12.09)	0:27.64 [5] (0:12.62)	0:15.02 [12] (0:15.02)
Average Speed [km/h]	49.4	66.7	64.4	61.7	60.6	57.6	48.0
Top Speed [km/h]	68.4	68.3	66.2	63.0	61.9	59.1	55.0
Avg. Dist. to Rail [m]	5.2	1.9	1.3	1.1	3.5	5.5	8.3
Avg. Stride Freq. [Hz]	2.3	2.4	2.3	2.2	2.3	2.2	2.1
Avg. Stride Length [m]	5.9	7.9	7.9	7.7	7.5	7.3	6.9



- [] Ranking at each section and finish
- .-.- No data available at this section
- NA No data available