



**Ipswich QLD Professional**  
**Race 1: IPSWICH EVENTS AND ENTERTAINMENT CENTRE Maiden Plate**  
**- 2170m**  
**05 July 2024 - 12:07**



Track Rating: Soft 7, Weather: Fine, Rail Position: +4m Entire

Section		Overall	2000m	1800m	1600m	1400m	1200m	1000m	Last 600m					
Field Times		2:19.74 (0:12.84)	2:06.90 (0:11.03)	1:55.87 (0:11.99)	1:43.88 (0:13.14)	1:30.74 (0:13.57)	1:17.17 (0:13.64)	1:03.53 (0:13.40)	0:00.00					
Rank	TAB Horse/Jockey	Barrier	Top Speed [km/h]	Fastest Section										Distance Travelled [m]
1	8 <b>BACKLIT BEAUTY</b> Karl Zechner	13	69.1	0:10.89	2:19.74 [1] (0:13.14)	2:06.60 [5] (0:10.89)	1:55.71 [3] (0:12.03)	1:43.68 [3] (0:13.14)	1:30.54 [3] (0:13.57)	1:16.97 [3] (0:13.65)	1:03.32 [3] (0:13.39)	0:37.49		
2	2 <b>DAWN PARTY</b> Samantha Collett	4	Data was not able to be tracked for this horse		----	----	----	----	----	----	----	----	----	
3	1 <b>BRAVE DEEL</b> Justin Huxtable	10	68.7	0:10.70	2:20.39 [3] (0:13.21)	2:07.18 [6] (0:10.70)	1:56.48 [2] (0:11.95)	1:44.53 [1] (0:13.14)	1:31.39 [1] (0:13.57)	1:17.82 [1] (0:13.64)	1:04.18 [1] (0:13.40)	0:38.19	-11	
4	11 <b>THREE GRACES</b> Cejay Graham	7	66.7	0:11.03	2:20.74 [4] (0:12.84)	2:07.90 [1] (0:11.03)	1:56.87 [1] (0:12.14)	1:44.73 [2] (0:13.16)	1:31.57 [2] (0:13.44)	1:18.13 [2] (0:13.66)	1:04.47 [2] (0:13.47)	0:38.44	-11	
5	9 <b>FIONTE</b> Georgina Cartwright	3	66.5	0:11.00	2:20.78 [5] (0:13.13)	2:07.65 [4] (0:11.00)	1:56.65 [5] (0:12.11)	1:44.54 [4] (0:13.27)	1:31.27 [5] (0:13.60)	1:17.67 [5] (0:13.63)	1:04.04 [5] (0:13.37)	0:38.27	-5	
6	10 <b>IN THE PICTURE</b> Stacey Callow	11	62.8	0:12.10	2:20.84 [6] (0:13.90)	2:06.94 [13] (0:12.10)	1:54.84 [13] (0:12.21)	1:42.63 [13] (0:12.90)	1:29.73 [13] (0:13.52)	1:16.21 [13] (0:13.31)	1:02.90 [13] (0:13.00)	0:37.78	+0	
7	12 <b>UNUSUAL MELODY</b> Madeleine Wishart	15	62.0	0:11.80	2:20.91 [7] (0:13.83)	2:07.08 [12] (0:11.80)	1:55.28 [12] (0:12.12)	1:43.16 [12] (0:13.06)	1:30.10 [12] (0:13.59)	1:16.51 [12] (0:13.37)	1:03.14 [12] (0:12.86)	0:38.03	+2	
8	5 <b>READY ENABLE</b> Rikki Jamieson	1	64.7	0:11.26	2:21.16 [8] (0:13.00)	2:08.16 [3] (0:11.26)	1:56.90 [6] (0:12.38)	1:44.52 [7] (0:13.14)	1:31.38 [7] (0:13.59)	1:17.79 [6] (0:13.56)	1:04.23 [6] (0:13.40)	0:38.27	-10	
9	7 <b>AQUA ROSA</b> Marnu Potgieter	6	65.1	0:11.30	2:21.17 [9] (0:13.63)	2:07.54 [9] (0:11.30)	1:56.24 [8] (0:11.98)	1:44.26 [8] (0:13.15)	1:31.11 [8] (0:13.60)	1:17.51 [8] (0:13.61)	1:03.90 [8] (0:13.33)	0:38.15	-4	
10	3 <b>MORE SUCCESS</b> Jake Molloy	5	62.9	0:11.66	2:21.29 [10] (0:13.80)	2:07.49 [11] (0:11.66)	1:55.83 [11] (0:12.05)	1:43.78 [11] (0:12.87)	1:30.91 [9] (0:13.44)	1:17.47 [9] (0:13.45)	1:04.02 [9] (0:13.37)	0:38.20	-9	

Scratched: The Best Bad Boy (#15)



**Ipswich QLD Professional**  
**Race 1: IPSWICH EVENTS AND ENTERTAINMENT CENTRE Maiden Plate**  
**- 2170m**  
**05 July 2024 - 12:07**



Track Rating: Soft 7, Weather: Fine, Rail Position: +4m Entire

Section		Overall	2000m	1800m	1600m	1400m	1200m	1000m	Last 600m					
Field Times		2:19.74 (0:12.84)	2:06.90 (0:11.03)	1:55.87 (0:11.99)	1:43.88 (0:13.14)	1:30.74 (0:13.57)	1:17.17 (0:13.64)	1:03.53 (0:13.40)	0:00.00					
Rank	TAB Horse/Jockey	Barrier	Top Speed [km/h]	Fastest Section										Distance Travelled [m]
11	14 CHAPELLE Damien Thornton	12	65.1 2000m	0:11.24 2000m	2:21.59 [11] (0:13.37)	2:08.22 [7] (0:11.24)	1:56.98 [7] (0:12.00)	1:44.98 [6] (0:13.15)	1:31.83 [6] (0:13.61)	1:18.22 [7] (0:13.66)	1:04.56 [7] (0:13.35)	0:38.76	-3	
12	4 MORE YOU THINK Ron Stewart	9	65.2 2000m	0:11.49 2000m	2:22.27 [12] (0:13.45)	2:08.82 [8] (0:11.49)	1:57.33 [9] (0:12.27)	1:45.06 [9] (0:13.20)	1:31.86 [10] (0:13.64)	1:18.22 [10] (0:13.50)	1:04.72 [11] (0:13.30)	0:38.98	-3	
13	13 VADAMOON Micheal Hellyer	2	65.4 2000m	0:11.15 2000m	2:22.71 [13] (0:12.94)	2:09.77 [2] (0:11.15)	1:58.62 [4] (0:12.35)	1:46.27 [5] (0:13.02)	1:33.25 [4] (0:13.52)	1:19.73 [4] (0:13.57)	1:06.16 [4] (0:13.44)	0:40.17	-10	
14	6 REVE AMERICAIN Nathan Thomas	14	62.2 2000m	0:11.67 2000m	2:24.13 [14] (0:13.66)	2:10.47 [10] (0:11.67)	1:58.80 [10] (0:12.13)	1:46.67 [10] (0:13.18)	1:33.49 [11] (0:13.50)	1:19.99 [11] (0:13.38)	1:06.61 [10] (0:13.35)	0:40.79	-9	

Scratched: The Best Bad Boy (#15)



**Ipswich QLD Professional**  
**Race 1: IPSWICH EVENTS AND ENTERTAINMENT CENTRE Maiden Plate**  
**- 2170m**  
**05 July 2024 - 12:07**



Track Rating: Soft 7, Weather: Fine, Rail Position: +4m Entire

Section						800m	600m	400m	200m	Last 600m	
Field Times						0:50.13 (0:12.59)	0:37.54 (0:12.38)	0:25.16 (0:12.50)	0:12.66 (0:12.66)	0:00.00	
Rank	TAB	Horse/Jockey	Barrier	Top Speed [km/h]	Fastest Section			Margin	Margin	Distance Travelled [m]	
1	8	<b>BACKLIT BEAUTY</b> Karl Zechner	13	69.1 2000m	0:10.89 2000m	0:49.93 [3] (0:12.44)	0:37.49 [2] (0:12.33)	0:25.16 [1] (0:12.50)	0:12.66 [1] (0:12.66)	2:19.74	0:37.49
2	2	<b>DAWN PARTY</b> Samantha Collett	4	Data was not able to be tracked for this horse		----	----	----	----	0.46L	----
3	1	<b>BRAVE DEEL</b> Justin Huxtable	10	68.7 2000m	0:10.70 2000m	0:50.78 [1] (0:12.59)	0:38.19 [1] (0:12.55)	0:25.64 [2] (0:12.70)	0:12.94 [2] (0:12.94)	3.81L	0:38.19 -11
4	11	<b>THREE GRACES</b> Cejay Graham	7	66.7 2000m	0:11.03 2000m	0:51.00 [2] (0:12.56)	0:38.44 [3] (0:12.48)	0:25.96 [3] (0:12.71)	0:13.25 [3] (0:13.25)	5.87L	0:38.44 -11
5	9	<b>FIONTE</b> Georgina Cartwright	3	66.5 2000m	0:11.00 2000m	0:50.67 [5] (0:12.40)	0:38.27 [4] (0:12.51)	0:25.76 [4] (0:12.84)	0:12.92 [4] (0:12.92)	6.11L	0:38.27 -5
6	10	<b>IN THE PICTURE</b> Stacey Callow	11	62.8 Overall	0:12.10 2000m	0:49.90 [13] (0:12.12)	0:37.78 [10] (0:12.44)	0:25.34 [9] (0:12.63)	0:12.71 [6] (0:12.71)	6.46L	0:37.78 +0
7	12	<b>UNUSUAL MELODY</b> Madeleine Wishart	15	62.0 2000m	0:11.80 2000m	0:50.28 [9] (0:12.25)	0:38.03 [7] (0:12.32)	0:25.71 [5] (0:12.82)	0:12.89 [5] (0:12.89)	6.89L	0:38.03 +2
8	5	<b>READY ENABLE</b> Rikki Jamieson	1	64.7 2000m	0:11.26 2000m	0:50.83 [6] (0:12.56)	0:38.27 [8] (0:12.61)	0:25.66 [10] (0:12.89)	0:12.77 [10] (0:12.77)	8.38L	0:38.27 -10
9	7	<b>AQUA ROSA</b> Marnu Potgieter	6	65.1 2000m	0:11.30 2000m	0:50.57 [8] (0:12.42)	0:38.15 [9] (0:12.43)	0:25.72 [8] (0:12.75)	0:12.97 [7] (0:12.97)	8.4L	0:38.15 -4
10	3	<b>MORE SUCCESS</b> Jake Molloy	5	62.9 Overall	0:11.66 2000m	0:50.65 [10] (0:12.45)	0:38.20 [11] (0:12.43)	0:25.77 [11] (0:12.78)	0:12.99 [8] (0:12.99)	9.14L	0:38.20 -9

Scratched: The Best Bad Boy (#15)



**Ipswich QLD Professional**  
**Race 1: IPSWICH EVENTS AND ENTERTAINMENT CENTRE Maiden Plate**  
**- 2170m**  
**05 July 2024 - 12:07**



Track Rating: Soft 7, Weather: Fine, Rail Position: +4m Entire

Section				800m	600m	400m	200m			Last 600m	
Field Times				0:50.13 (0:12.59)	0:37.54 (0:12.38)	0:25.16 (0:12.50)	0:12.66 (0:12.66)			0:00.00	
Rank	TAB	Horse/Jockey	Barrier	Top Speed [km/h]	Fastest Section	Margin				Distance Travelled [m]	
11	14	<b>CHAPELLE</b> Damien Thornton	12	65.1 2000m	0:11.24 2000m	0:51.21 [7] (0:12.45)	0:38.76 [6] (0:12.57)	0:26.19 [7] (0:12.91)	0:13.28 [9] (0:13.28)	10.88L	0:38.76 -3
12	4	<b>MORE YOU THINK</b> Ron Stewart	9	65.2 2000m	0:11.49 2000m	0:51.42 [11] (0:12.44)	0:38.98 [12] (0:12.64)	0:26.34 [12] (0:13.07)	0:13.27 [12] (0:13.27)	14.89L	0:38.98 -3
13	13	<b>VADAMOON</b> Micheal Hellyer	2	65.4 2000m	0:11.15 2000m	0:52.72 [4] (0:12.55)	0:40.17 [5] (0:12.70)	0:27.47 [6] (0:13.25)	0:14.22 [11] (0:14.22)	17.48L	0:40.17 -10
14	6	<b>REVE AMERICAIN</b> Nathan Thomas	14	62.2 2000m	0:11.67 2000m	0:53.26 [12] (0:12.47)	0:40.79 [13] (0:12.82)	0:27.97 [13] (0:13.40)	0:14.57 [13] (0:14.57)	25.82L	0:40.79 -9

Scratched: The Best Bad Boy (#15)





Horse/Jockey Name	Backlit Beauty
Final Rank	1
Fastest Section Time (Section)	0:10.89 (2000m)
Top Speed [km/h] (Section)	69.1 (2000m)
Race State	Finished

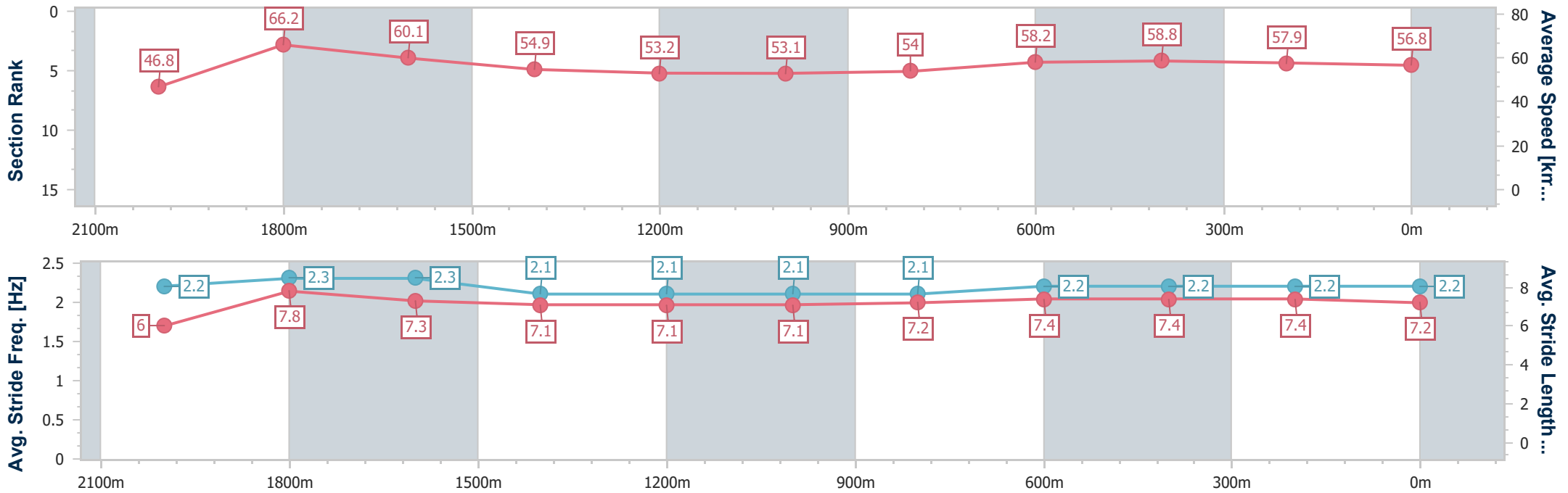


Ipswich QLD Professional  
 Race 1: IPSWICH EVENTS AND ENTERTAINMENT CENTRE  
 Maiden Plate - 2170m  
 05 July 2024 - 12:07



Track Rating: Soft 7, Weather: Fine, Rail Position: +4m Entire

Section	Overall	2000m	1800m	1600m	1400m	1200m	1000m	800m	600m	400m	200m
Section Times	2:19.74 [1] (0:13.14)	2:06.60 [5] (0:10.89)	1:55.71 [3] (0:12.03)	1:43.68 [3] (0:13.14)	1:30.54 [3] (0:13.57)	1:16.97 [3] (0:13.65)	1:03.32 [3] (0:13.39)	0:49.93 [3] (0:12.44)	0:37.49 [2] (0:12.33)	0:25.16 [1] (0:12.50)	0:12.66 [1] (0:12.66)
Average Speed [km/h]	46.8	66.2	60.1	54.9	53.2	53.1	54.0	58.2	58.8	57.9	56.8
Top Speed [km/h]	64.5	69.1	65.0	57.1	54.2	54.4	56.5	59.3	59.4	58.4	57.6
Avg. Dist. to Rail [m]	9.4	1.7	1.0	1.3	0.9	1.1	1.3	1.3	1.4	1.4	3.5
Avg. Stride Freq. [Hz]	2.2	2.3	2.3	2.1	2.1	2.1	2.1	2.2	2.2	2.2	2.2
Avg. Stride Length [m]	6.0	7.8	7.3	7.1	7.1	7.1	7.2	7.4	7.4	7.4	7.2



- [ ] Ranking at each section and finish
- .-.- No data available at this section
- NA No data available



Horse/Jockey Name	Brave Deel
Final Rank	3
Fastest Section Time (Section)	0:10.70 (2000m)
Top Speed [km/h] (Section)	68.7 (2000m)
Race State	Finished

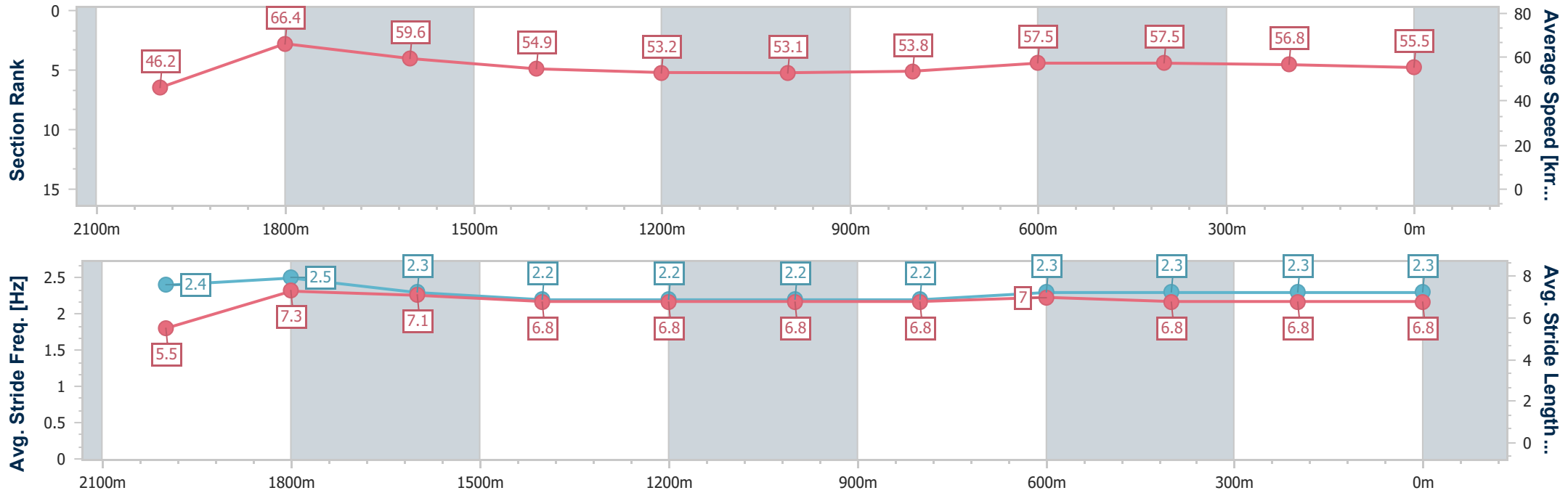


Ipswich QLD Professional  
 Race 1: IPSWICH EVENTS AND ENTERTAINMENT CENTRE  
 Maiden Plate - 2170m  
 05 July 2024 - 12:07



Track Rating: Soft 7, Weather: Fine, Rail Position: +4m Entire

Section	Overall	2000m	1800m	1600m	1400m	1200m	1000m	800m	600m	400m	200m
Section Times	2:20.39 [3] (0:13.21)	2:07.18 [6] (0:10.70)	1:56.48 [2] (0:11.95)	1:44.53 [1] (0:13.14)	1:31.39 [1] (0:13.57)	1:17.82 [1] (0:13.64)	1:04.18 [1] (0:13.40)	0:50.78 [1] (0:12.59)	0:38.19 [1] (0:12.55)	0:25.64 [2] (0:12.70)	0:12.94 [2] (0:12.94)
Average Speed [km/h]	46.2	66.4	59.6	54.9	53.2	53.1	53.8	57.5	57.5	56.8	55.5
Top Speed [km/h]	59.3	68.7	67.9	59.5	55.0	54.3	55.0	58.4	58.9	58.0	57.2
Avg. Dist. to Rail [m]	6.6	1.1	1.3	0.4	0.8	1.2	1.1	0.7	0.6	0.4	2.8
Avg. Stride Freq. [Hz]	2.4	2.5	2.3	2.2	2.2	2.2	2.2	2.3	2.3	2.3	2.3
Avg. Stride Length [m]	5.5	7.3	7.1	6.8	6.8	6.8	6.8	7.0	6.8	6.8	6.8



- [ ] Ranking at each section and finish
- .-.- No data available at this section
- NA No data available



Horse/Jockey Name	Three Graces
Final Rank	4
Fastest Section Time (Section)	0:11.03 (2000m)
Top Speed [km/h] (Section)	66.7 (2000m)
Race State	Finished

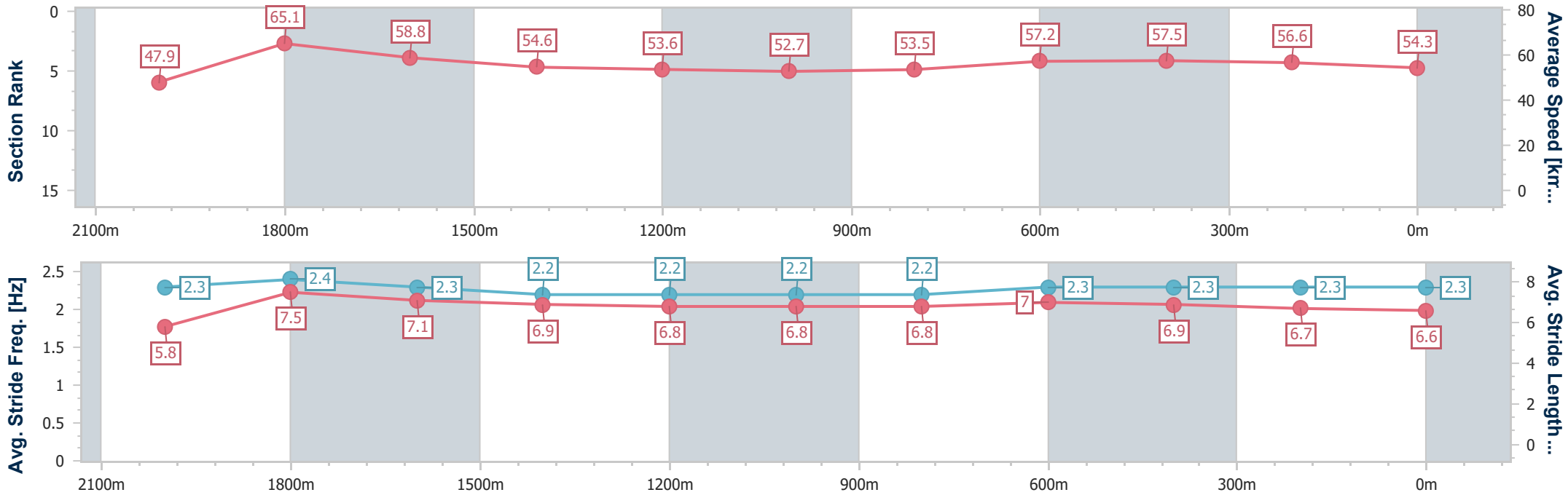


Ipswich QLD Professional  
 Race 1: IPSWICH EVENTS AND ENTERTAINMENT CENTRE  
 Maiden Plate - 2170m  
 05 July 2024 - 12:07



Track Rating: Soft 7, Weather: Fine, Rail Position: +4m Entire

Section	Overall	2000m	1800m	1600m	1400m	1200m	1000m	800m	600m	400m	200m
Section Times	2:20.74 [4] (0:12.84)	2:07.90 [1] (0:11.03)	1:56.87 [1] (0:12.14)	1:44.73 [2] (0:13.16)	1:31.57 [2] (0:13.44)	1:18.13 [2] (0:13.66)	1:04.47 [2] (0:13.47)	0:51.00 [2] (0:12.56)	0:38.44 [3] (0:12.48)	0:25.96 [3] (0:12.71)	0:13.25 [3] (0:13.25)
Average Speed [km/h]	47.9	65.1	58.8	54.6	53.6	52.7	53.5	57.2	57.5	56.6	54.3
Top Speed [km/h]	65.8	66.7	63.3	56.8	54.2	53.9	55.7	58.5	58.4	57.5	55.9
Avg. Dist. to Rail [m]	4.5	1.3	1.3	0.2	0.1	0.2	0.1	0.3	0.6	1.1	0.8
Avg. Stride Freq. [Hz]	2.3	2.4	2.3	2.2	2.2	2.2	2.2	2.3	2.3	2.3	2.3
Avg. Stride Length [m]	5.8	7.5	7.1	6.9	6.8	6.8	6.8	7.0	6.9	6.7	6.6



- [ ] Ranking at each section and finish
- .-.- No data available at this section
- NA No data available



Horse/Jockey Name	Fionte
Final Rank	5
Fastest Section Time (Section)	0:11.00 (2000m)
Top Speed [km/h] (Section)	66.5 (2000m)
Race State	Finished

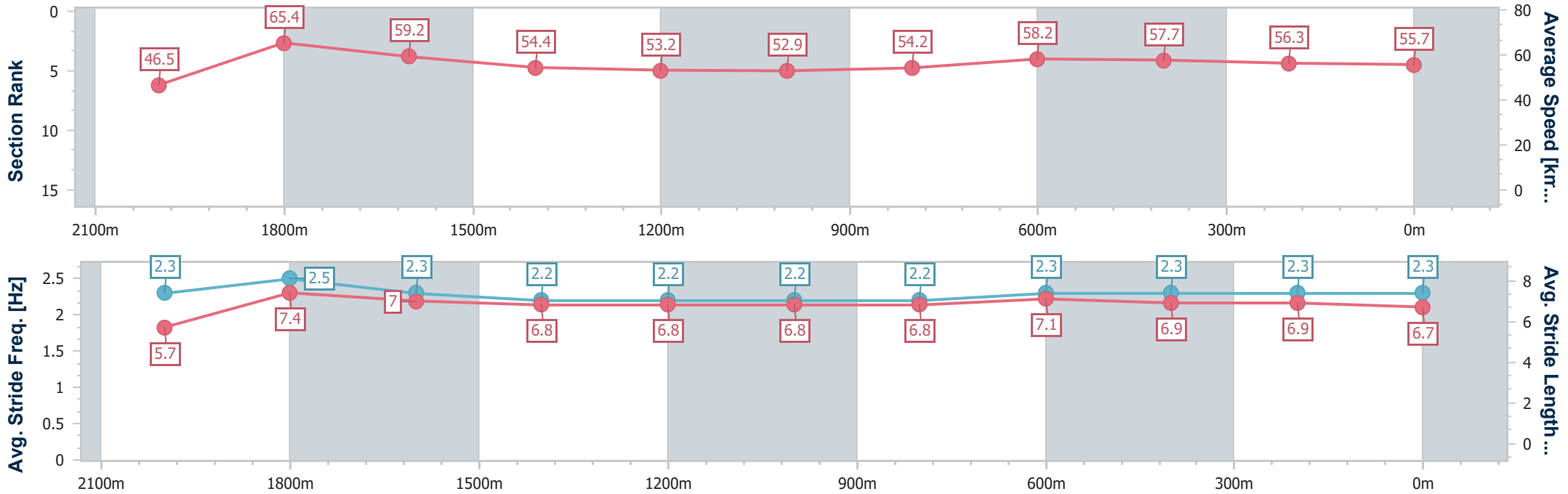


Ipswich QLD Professional  
 Race 1: IPSWICH EVENTS AND ENTERTAINMENT CENTRE  
 Maiden Plate - 2170m  
 05 July 2024 - 12:07



Track Rating: Soft 7, Weather: Fine, Rail Position: +4m Entire

Section	Overall	2000m	1800m	1600m	1400m	1200m	1000m	800m	600m	400m	200m
Section Times	2:20.78 [5] (0:13.13)	2:07.65 [4] (0:11.00)	1:56.65 [5] (0:12.11)	1:44.54 [4] (0:13.27)	1:31.27 [5] (0:13.60)	1:17.67 [5] (0:13.63)	1:04.04 [5] (0:13.37)	0:50.67 [5] (0:12.40)	0:38.27 [4] (0:12.51)	0:25.76 [4] (0:12.84)	0:12.92 [4] (0:12.92)
Average Speed [km/h]	46.5	65.4	59.2	54.4	53.2	52.9	54.2	58.2	57.7	56.3	55.7
Top Speed [km/h]	64.3	66.5	64.8	56.0	55.2	53.9	56.0	59.4	58.9	56.8	56.9
Avg. Dist. to Rail [m]	2.3	1.2	0.9	0.8	0.8	0.9	1.1	0.7	0.9	1.5	4.3
Avg. Stride Freq. [Hz]	2.3	2.5	2.3	2.2	2.2	2.2	2.2	2.3	2.3	2.3	2.3
Avg. Stride Length [m]	5.7	7.4	7.0	6.8	6.8	6.8	6.8	7.1	6.9	6.9	6.7



- [ ] Ranking at each section and finish
- .-.- No data available at this section
- NA No data available



Horse/Jockey Name	In The Picture
Final Rank	6
Fastest Section Time (Section)	0:12.10 (2000m)
Top Speed [km/h] (Section)	62.8 (Overall)
Race State	Finished

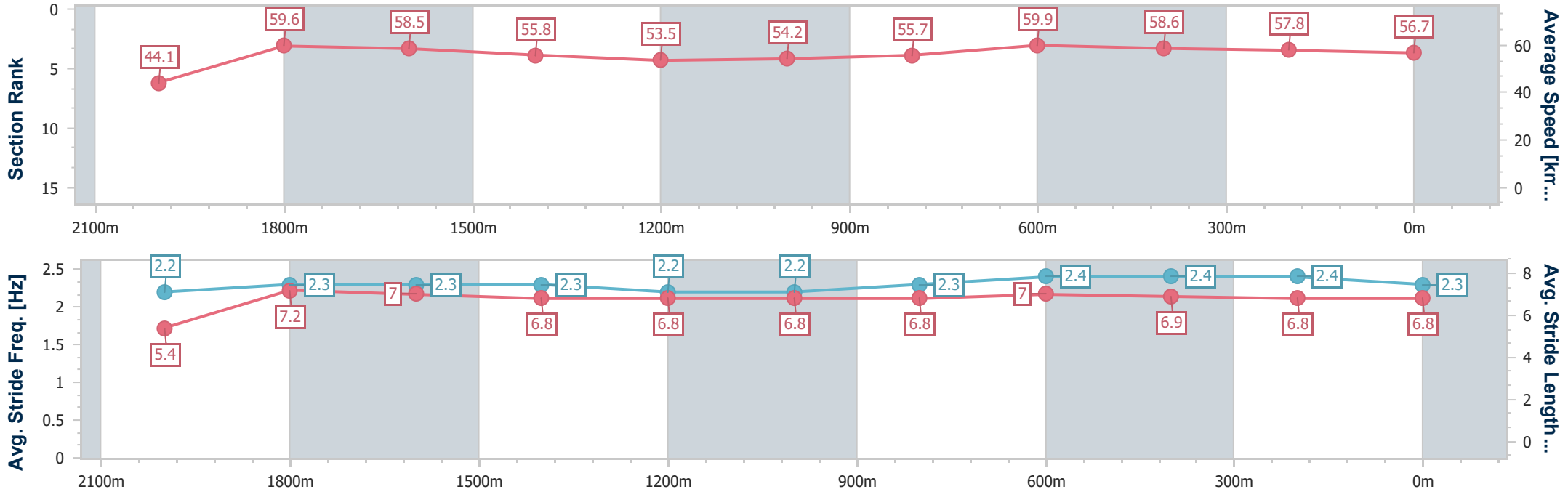


Ipswich QLD Professional  
 Race 1: IPSWICH EVENTS AND ENTERTAINMENT CENTRE  
 Maiden Plate - 2170m  
 05 July 2024 - 12:07



Track Rating: Soft 7, Weather: Fine, Rail Position: +4m Entire

Section	Overall	2000m	1800m	1600m	1400m	1200m	1000m	800m	600m	400m	200m
Section Times	2:20.84 [6] (0:13.90)	2:06.94 [13] (0:12.10)	1:54.84 [13] (0:12.21)	1:42.63 [13] (0:12.90)	1:29.73 [13] (0:13.52)	1:16.21 [13] (0:13.31)	1:02.90 [13] (0:13.00)	0:49.90 [13] (0:12.12)	0:37.78 [10] (0:12.44)	0:25.34 [9] (0:12.63)	0:12.71 [6] (0:12.71)
Average Speed [km/h]	44.1	59.6	58.5	55.8	53.5	54.2	55.7	59.9	58.6	57.8	56.7
Top Speed [km/h]	62.8	60.5	60.5	57.5	54.7	54.7	60.1	61.5	60.0	58.4	58.1
Avg. Dist. to Rail [m]	6.9	0.5	0.8	0.2	0.1	0.7	1.4	2.6	3.3	4.1	7.8
Avg. Stride Freq. [Hz]	2.2	2.3	2.3	2.3	2.2	2.2	2.3	2.4	2.4	2.4	2.3
Avg. Stride Length [m]	5.4	7.2	7.0	6.8	6.8	6.8	6.8	7.0	6.9	6.8	6.8



- [ ] Ranking at each section and finish
- .-.- No data available at this section
- NA No data available



Horse/Jockey Name	Unusual Melody
Final Rank	7
Fastest Section Time (Section)	0:11.80 (2000m)
Top Speed [km/h] (Section)	62.0 (2000m)
Race State	Finished

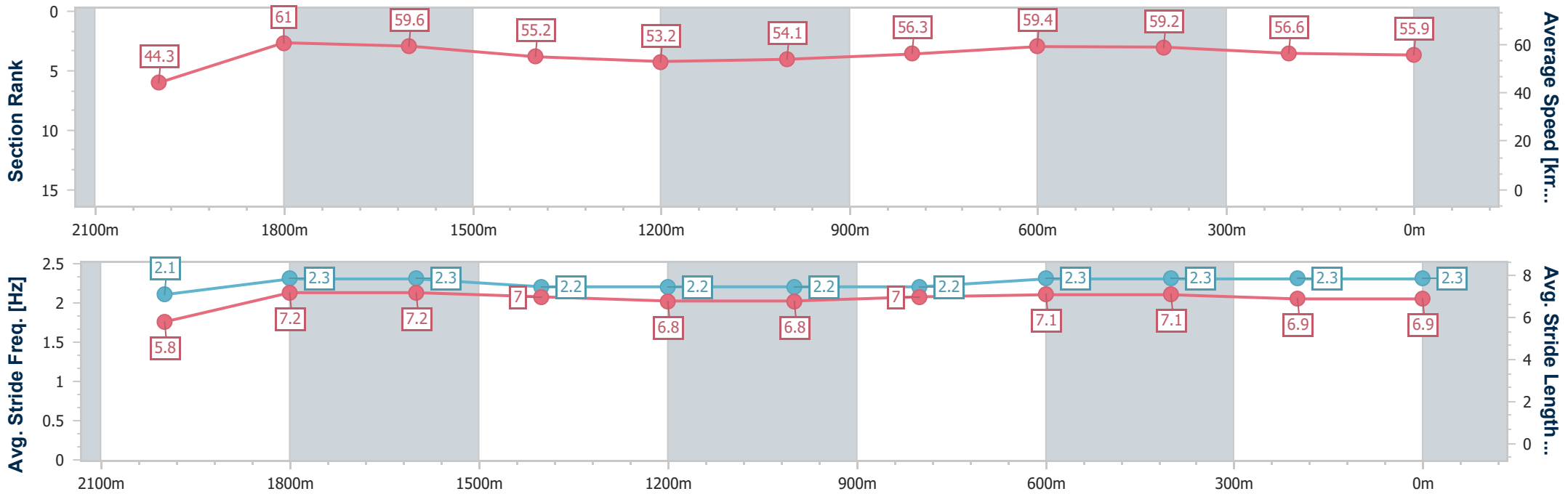


Ipswich QLD Professional  
 Race 1: IPSWICH EVENTS AND ENTERTAINMENT CENTRE  
 Maiden Plate - 2170m  
 05 July 2024 - 12:07



Track Rating: Soft 7, Weather: Fine, Rail Position: +4m Entire

Section	Overall	2000m	1800m	1600m	1400m	1200m	1000m	800m	600m	400m	200m
Section Times	2:20.91 [7] (0:13.83)	2:07.08 [12] (0:11.80)	1:55.28 [12] (0:12.12)	1:43.16 [12] (0:13.06)	1:30.10 [12] (0:13.59)	1:16.51 [12] (0:13.37)	1:03.14 [12] (0:12.86)	0:50.28 [9] (0:12.25)	0:38.03 [7] (0:12.32)	0:25.71 [5] (0:12.82)	0:12.89 [5] (0:12.89)
Average Speed [km/h]	44.3	61.0	59.6	55.2	53.2	54.1	56.3	59.4	59.2	56.6	55.9
Top Speed [km/h]	61.6	62.0	61.4	57.3	55.4	55.6	58.4	60.3	60.3	57.4	57.2
Avg. Dist. to Rail [m]	11.0	1.0	0.5	1.9	1.0	1.3	2.3	2.3	2.9	3.2	6.2
Avg. Stride Freq. [Hz]	2.1	2.3	2.3	2.2	2.2	2.2	2.2	2.3	2.3	2.3	2.3
Avg. Stride Length [m]	5.8	7.2	7.2	7.0	6.8	6.8	7.0	7.1	7.1	6.9	6.9



- [ ] Ranking at each section and finish
- .-.- No data available at this section
- NA No data available



Horse/Jockey Name	Ready Enable
Final Rank	8
Fastest Section Time (Section)	0:11.26 (2000m)
Top Speed [km/h] (Section)	64.7 (2000m)
Race State	Finished

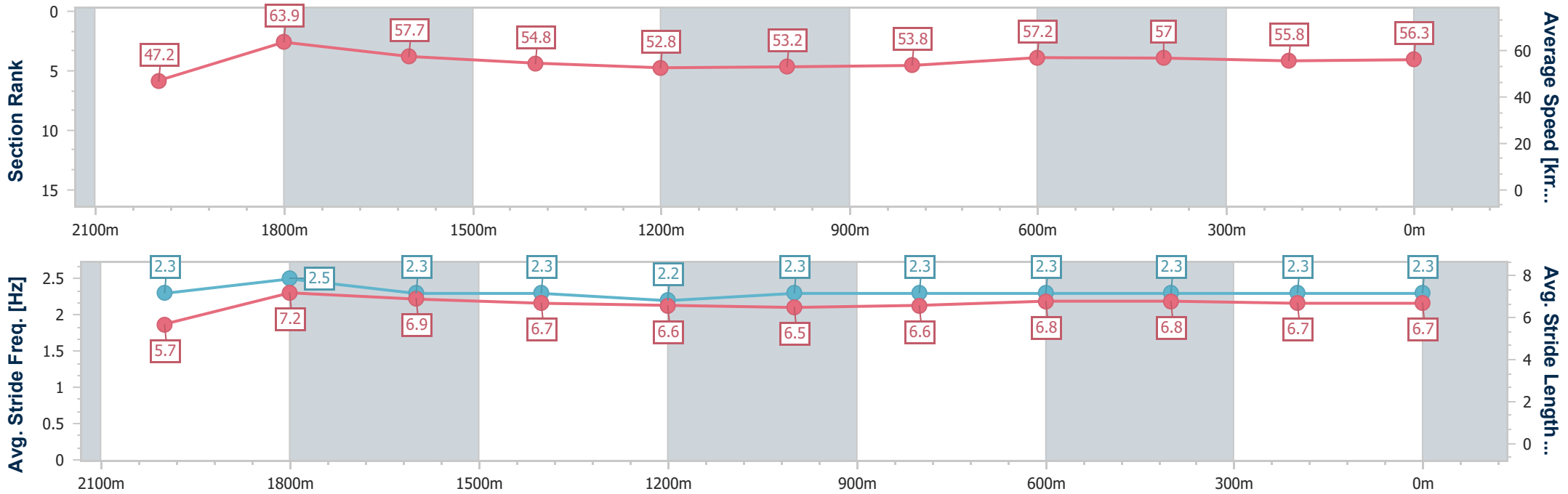


Ipswich QLD Professional  
 Race 1: IPSWICH EVENTS AND ENTERTAINMENT CENTRE  
 Maiden Plate - 2170m  
 05 July 2024 - 12:07



Track Rating: Soft 7, Weather: Fine, Rail Position: +4m Entire

Section	Overall	2000m	1800m	1600m	1400m	1200m	1000m	800m	600m	400m	200m
Section Times	2:21.16 [8] (0:13.00)	2:08.16 [3] (0:11.26)	1:56.90 [6] (0:12.38)	1:44.52 [7] (0:13.14)	1:31.38 [7] (0:13.59)	1:17.79 [6] (0:13.56)	1:04.23 [6] (0:13.40)	0:50.83 [6] (0:12.56)	0:38.27 [8] (0:12.61)	0:25.66 [10] (0:12.89)	0:12.77 [10] (0:12.77)
Average Speed [km/h]	47.2	63.9	57.7	54.8	52.8	53.2	53.8	57.2	57.0	55.8	56.3
Top Speed [km/h]	64.1	64.7	62.2	56.0	54.5	53.9	55.4	58.3	57.7	57.5	57.2
Avg. Dist. to Rail [m]	0.6	1.7	1.2	0.6	0.3	0.2	0.2	0.2	0.5	0.6	1.6
Avg. Stride Freq. [Hz]	2.3	2.5	2.3	2.3	2.2	2.3	2.3	2.3	2.3	2.3	2.3
Avg. Stride Length [m]	5.7	7.2	6.9	6.7	6.6	6.5	6.6	6.8	6.8	6.7	6.7



- [ ] Ranking at each section and finish
- .-.- No data available at this section
- NA No data available



Horse/Jockey Name	Aqua Rosa
Final Rank	9
Fastest Section Time (Section)	0:11.30 (2000m)
Top Speed [km/h] (Section)	65.1 (2000m)
Race State	Finished

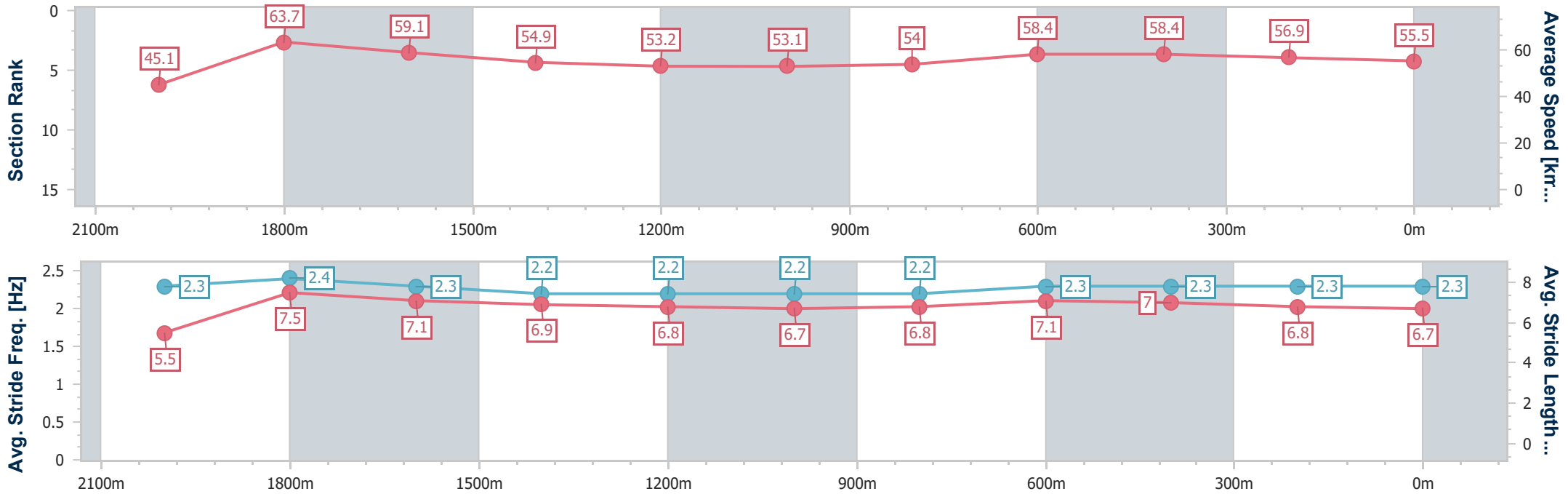


Ipswich QLD Professional  
 Race 1: IPSWICH EVENTS AND ENTERTAINMENT CENTRE  
 Maiden Plate - 2170m  
 05 July 2024 - 12:07



Track Rating: Soft 7, Weather: Fine, Rail Position: +4m Entire

Section	Overall	2000m	1800m	1600m	1400m	1200m	1000m	800m	600m	400m	200m
Section Times	2:21.17 [9] (0:13.63)	2:07.54 [9] (0:11.30)	1:56.24 [8] (0:11.98)	1:44.26 [8] (0:13.15)	1:31.11 [8] (0:13.60)	1:17.51 [8] (0:13.61)	1:03.90 [8] (0:13.33)	0:50.57 [8] (0:12.42)	0:38.15 [9] (0:12.43)	0:25.72 [8] (0:12.75)	0:12.97 [7]
Average Speed [km/h]	45.1	63.7	59.1	54.9	53.2	53.1	54.0	58.4	58.4	56.9	55.5
Top Speed [km/h]	64.6	65.1	62.8	55.4	54.9	54.8	56.7	60.0	59.9	58.6	57.3
Avg. Dist. to Rail [m]	3.6	0.7	1.6	0.3	0.8	1.2	1.0	0.9	2.3	3.0	5.9
Avg. Stride Freq. [Hz]	2.3	2.4	2.3	2.2	2.2	2.2	2.2	2.3	2.3	2.3	2.3
Avg. Stride Length [m]	5.5	7.5	7.1	6.9	6.8	6.7	6.8	7.1	7.0	6.8	6.7



- [ ] Ranking at each section and finish
- .-.- No data available at this section
- NA No data available





Horse/Jockey Name	More Success
Final Rank	10
Fastest Section Time (Section)	0:11.66 (2000m)
Top Speed [km/h] (Section)	62.9 (Overall)
Race State	Finished

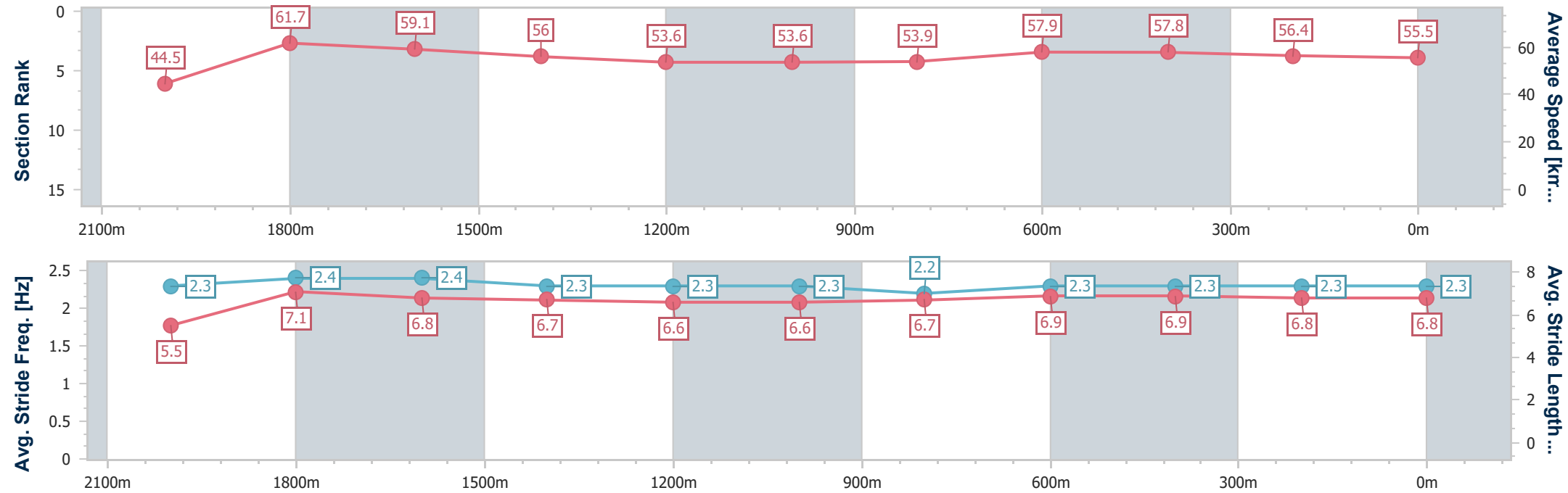


Ipswich QLD Professional  
 Race 1: IPSWICH EVENTS AND ENTERTAINMENT CENTRE  
 Maiden Plate - 2170m  
 05 July 2024 - 12:07



Track Rating: Soft 7, Weather: Fine, Rail Position: +4m Entire

Section	Overall	2000m	1800m	1600m	1400m	1200m	1000m	800m	600m	400m	200m
Section Times	2:21.29 [10] (0:13.80)	2:07.49 [11] (0:11.66)	1:55.83 [11] (0:12.05)	1:43.78 [11] (0:12.87)	1:30.91 [9] (0:13.44)	1:17.47 [9] (0:13.45)	1:04.02 [9] (0:13.37)	0:50.65 [10] (0:12.45)	0:38.20 [11] (0:12.43)	0:25.77 [11] (0:12.78)	0:12.99 [8] (0:12.99)
Average Speed [km/h]	44.5	61.7	59.1	56.0	53.6	53.6	53.9	57.9	57.8	56.4	55.5
Top Speed [km/h]	62.9	62.8	61.7	58.2	54.5	54.8	56.8	59.5	59.2	57.3	57.4
Avg. Dist. to Rail [m]	2.4	1.3	1.4	0.1	0.1	0.3	0.3	0.4	0.8	0.7	2.8
Avg. Stride Freq. [Hz]	2.3	2.4	2.4	2.3	2.3	2.3	2.2	2.3	2.3	2.3	2.3
Avg. Stride Length [m]	5.5	7.1	6.8	6.7	6.6	6.6	6.7	6.9	6.9	6.8	6.8



- [ ] Ranking at each section and finish
- .-.- No data available at this section
- NA No data available



Horse/Jockey Name	Chapelle
Final Rank	11
Fastest Section Time (Section)	0:11.24 (2000m)
Top Speed [km/h] (Section)	65.1 (2000m)
Race State	Finished

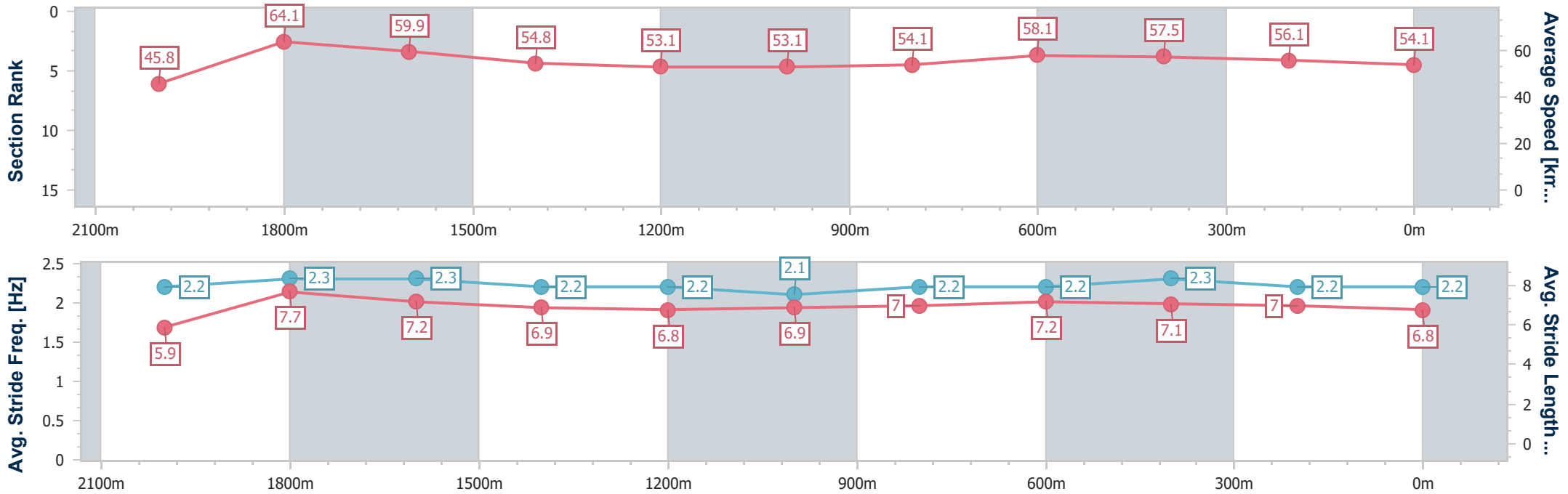


Ipswich QLD Professional  
 Race 1: IPSWICH EVENTS AND ENTERTAINMENT CENTRE  
 Maiden Plate - 2170m  
 05 July 2024 - 12:07



Track Rating: Soft 7, Weather: Fine, Rail Position: +4m Entire

Section	Overall	2000m	1800m	1600m	1400m	1200m	1000m	800m	600m	400m	200m
Section Times	2:21.59 [11] (0:13.37)	2:08.22 [7] (0:11.24)	1:56.98 [7] (0:12.00)	1:44.98 [6] (0:13.15)	1:31.83 [6] (0:13.61)	1:18.22 [7] (0:13.66)	1:04.56 [7] (0:13.35)	0:51.21 [7] (0:12.45)	0:38.76 [6] (0:12.57)	0:26.19 [7] (0:12.91)	0:13.28 [9] (0:13.28)
Average Speed [km/h]	45.8	64.1	59.9	54.8	53.1	53.1	54.1	58.1	57.5	56.1	54.1
Top Speed [km/h]	64.4	65.1	65.1	56.0	55.1	54.2	56.1	59.8	59.3	56.6	55.8
Avg. Dist. to Rail [m]	8.1	0.7	0.4	0.3	1.1	1.5	1.6	1.2	1.3	1.5	4.4
Avg. Stride Freq. [Hz]	2.2	2.3	2.3	2.2	2.2	2.1	2.2	2.2	2.3	2.2	2.2
Avg. Stride Length [m]	5.9	7.7	7.2	6.9	6.8	6.9	7.0	7.2	7.1	7.0	6.8



- [ ] Ranking at each section and finish
- .-.- No data available at this section
- NA No data available



Horse/Jockey Name	More You Think
Final Rank	12
Fastest Section Time (Section)	0:11.49 (2000m)
Top Speed [km/h] (Section)	65.2 (2000m)
Race State	Finished

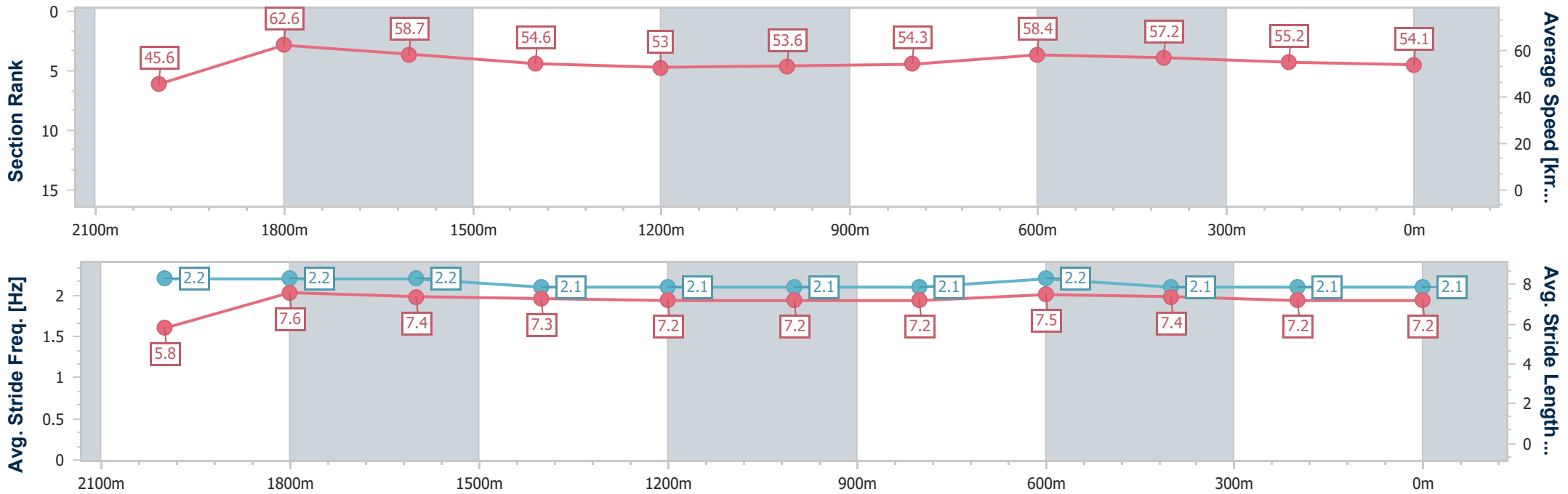


Ipswich QLD Professional  
 Race 1: IPSWICH EVENTS AND ENTERTAINMENT CENTRE  
 Maiden Plate - 2170m  
 05 July 2024 - 12:07



Track Rating: Soft 7, Weather: Fine, Rail Position: +4m Entire

Section	Overall	2000m	1800m	1600m	1400m	1200m	1000m	800m	600m	400m	200m
Section Times	2:22.27 [12] (0:13.45)	2:08.82 [8] (0:11.49)	1:57.33 [9] (0:12.27)	1:45.06 [9] (0:13.20)	1:31.86 [10] (0:13.64)	1:18.22 [10] (0:13.50)	1:04.72 [11] (0:13.30)	0:51.42 [11] (0:12.44)	0:38.98 [12] (0:12.64)	0:26.34 [12] (0:13.07)	0:13.27 [12] (0:13.27)
Average Speed [km/h]	45.6	62.6	58.7	54.6	53.0	53.6	54.3	58.4	57.2	55.2	54.1
Top Speed [km/h]	64.5	65.2	61.8	55.6	55.5	54.9	57.6	59.2	58.8	56.3	56.2
Avg. Dist. to Rail [m]	5.1	0.3	0.7	0.7	0.6	1.1	1.3	2.0	1.5	1.3	2.7
Avg. Stride Freq. [Hz]	2.2	2.2	2.2	2.1	2.1	2.1	2.1	2.2	2.1	2.1	2.1
Avg. Stride Length [m]	5.8	7.6	7.4	7.3	7.2	7.2	7.2	7.5	7.4	7.2	7.2



- [ ] Ranking at each section and finish
- .-.- No data available at this section
- NA No data available



Horse/Jockey Name	Vadamoon
Final Rank	13
Fastest Section Time (Section)	0:11.15 (2000m)
Top Speed [km/h] (Section)	65.4 (2000m)
Race State	Finished

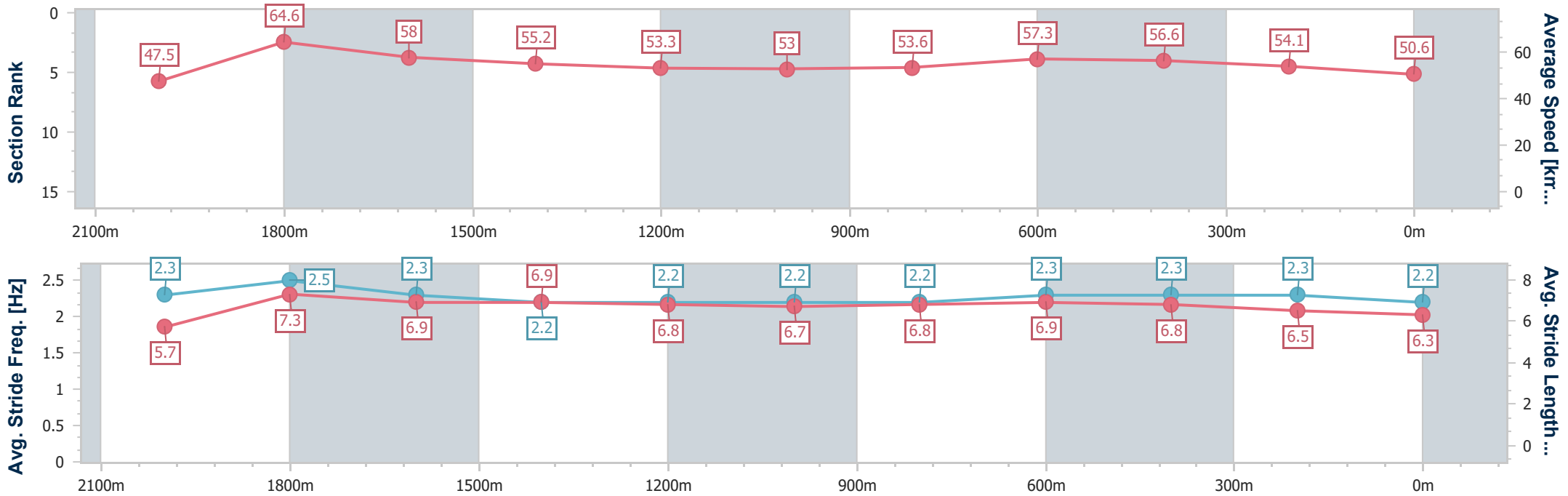


Ipswich QLD Professional  
 Race 1: IPSWICH EVENTS AND ENTERTAINMENT CENTRE  
 Maiden Plate - 2170m  
 05 July 2024 - 12:07



Track Rating: Soft 7, Weather: Fine, Rail Position: +4m Entire

Section	Overall	2000m	1800m	1600m	1400m	1200m	1000m	800m	600m	400m	200m
Section Times	2:22.71 [13] (0:12.94)	2:09.77 [2] (0:11.15)	1:58.62 [4] (0:12.35)	1:46.27 [5] (0:13.02)	1:33.25 [4] (0:13.52)	1:19.73 [4] (0:13.57)	1:06.16 [4] (0:13.44)	0:52.72 [4] (0:12.55)	0:40.17 [5] (0:12.70)	0:27.47 [6] (0:13.25)	0:14.22 [11] (0:14.22)
Average Speed [km/h]	47.5	64.6	58.0	55.2	53.3	53.0	53.6	57.3	56.6	54.1	50.6
Top Speed [km/h]	65.1	65.4	63.1	56.8	54.2	54.0	55.3	58.1	57.7	55.4	53.4
Avg. Dist. to Rail [m]	1.2	0.6	0.8	0.2	0.1	0.2	0.2	0.3	0.6	1.0	0.4
Avg. Stride Freq. [Hz]	2.3	2.5	2.3	2.2	2.2	2.2	2.2	2.3	2.3	2.3	2.2
Avg. Stride Length [m]	5.7	7.3	6.9	6.9	6.8	6.7	6.8	6.9	6.8	6.5	6.3



- [ ] Ranking at each section and finish
- .-.- No data available at this section
- NA No data available



Horse/Jockey Name	Reve Americain
Final Rank	14
Fastest Section Time (Section)	0:11.67 (2000m)
Top Speed [km/h] (Section)	62.2 (2000m)
Race State	Finished

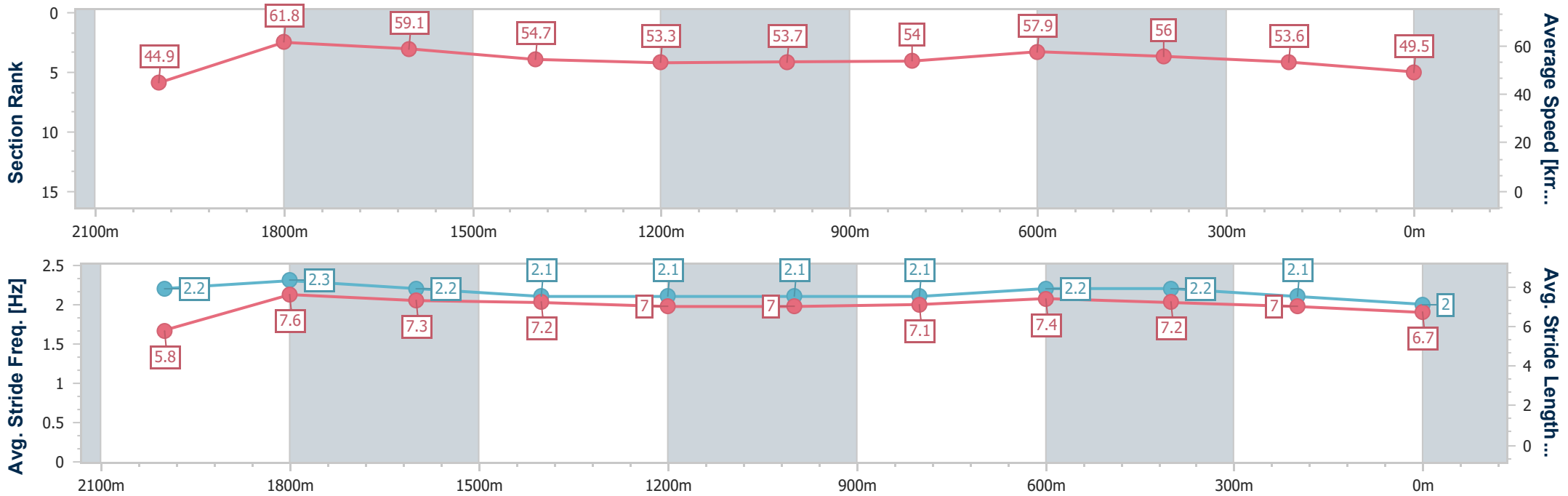


Ipswich QLD Professional  
 Race 1: IPSWICH EVENTS AND ENTERTAINMENT CENTRE  
 Maiden Plate - 2170m  
 05 July 2024 - 12:07



Track Rating: Soft 7, Weather: Fine, Rail Position: +4m Entire

Section	Overall	2000m	1800m	1600m	1400m	1200m	1000m	800m	600m	400m	200m
Section Times	2:24.13 [14] (0:13.66)	2:10.47 [10] (0:11.67)	1:58.80 [10] (0:12.13)	1:46.67 [10] (0:13.18)	1:33.49 [11] (0:13.50)	1:19.99 [11] (0:13.38)	1:06.61 [10] (0:13.35)	0:53.26 [12] (0:12.47)	0:40.79 [13] (0:12.82)	0:27.97 [13] (0:13.40)	0:14.57 [13] (0:14.57)
Average Speed [km/h]	44.9	61.8	59.1	54.7	53.3	53.7	54.0	57.9	56.0	53.6	49.5
Top Speed [km/h]	61.9	62.2	61.6	55.7	54.7	54.6	56.8	58.7	58.7	54.2	52.3
Avg. Dist. to Rail [m]	9.8	0.9	0.3	0.3	0.3	0.2	0.4	0.3	0.6	0.8	0.5
Avg. Stride Freq. [Hz]	2.2	2.3	2.2	2.1	2.1	2.1	2.1	2.2	2.2	2.1	2.0
Avg. Stride Length [m]	5.8	7.6	7.3	7.2	7.0	7.0	7.1	7.4	7.2	7.0	6.7



- [ ] Ranking at each section and finish
- .-.- No data available at this section
- NA No data available



Horse/Jockey Name	Dawn Party
Final Rank	2
Fastest Section Time (Section)	--:--
Top Speed [km/h] (Section)	--
Race State	DidNotTrack



Ipswich QLD Professional  
 Race 1: IPSWICH EVENTS AND ENTERTAINMENT CENTRE  
 Maiden Plate - 2170m  
 05 July 2024 - 12:07



Track Rating: Soft 7, Weather: Fine, Rail Position: +4m Entire

Section	Overall	2000m	1800m	1600m	1400m	1200m	1000m	800m	600m	400m	200m		
Section Times	--:--	--:--	--:--	--:--	--:--	--:--	--:--	--:--	--:--	--:--	--:--		
Average Speed [km/h]	--	--	--	--	--	--	--	--	--	--	--		
Top Speed [km/h]	--	--	--	--	--	--	--	--	--	--	--		
Avg. Dist. to Rail [m]	--	--	--	--	--	--	--	--	--	--	--		
Avg. Stride Freq. [Hz]	--	--	--	--	--	--	--	--	--	--	--		
Avg. Stride Length [m]	--	--	--	--	--	--	--	--	--	--	--		

- [ ] Ranking at each section and finish
- :-- No data available at this section
- NA No data available

Track Rating: Soft 7, Weather: Fine, Rail Position: +4m Entire

Section		Field Times										Last 600m		
		Overall	1000m	800m	600m	400m	200m						0:36.93	
		1:13.23 (0:13.84)	0:59.39 (0:10.85)	0:48.54 (0:11.61)	0:36.93 (0:12.14)	0:24.79 (0:12.20)	0:12.59 (0:12.59)							
Rank	TAB	Horse/Jockey	Barrier	Top Speed [km/h]	Fastest Section								Margin	Distance Travelled [m]
1	2	<b>SIBELIUS</b> Jag Guthmann-Chester	10	65.8	0:11.18	1:13.23 [1] (0:14.20)	0:59.03 [5] (0:11.18)	0:47.85 [5] (0:11.58)	0:36.27 [5] (0:12.00)	0:24.27 [4] (0:11.98)	0:12.29 [3] (0:12.29)	1:13.23	0:36.27	
2	1	<b>ENTERPRISE DEFENCE</b> Cody Collis	7	66.3	0:11.32	1:13.25 [2] (0:14.37)	0:58.88 [8] (0:11.32)	0:47.56 [8] (0:11.49)	0:36.07 [7] (0:12.00)	0:24.07 [8] (0:12.05)	0:12.02 [6] (0:12.02)	0.17L	0:36.07	-1
3	10	<b>OCEAN PROUD</b> Michael Cahill	5	67.5	0:10.91	1:13.47 [3] (0:13.97)	0:59.50 [3] (0:10.91)	0:48.59 [2] (0:11.61)	0:36.98 [2] (0:12.10)	0:24.88 [2] (0:12.05)	0:12.83 [1] (0:12.83)	1.42L	0:36.98	-2
4	7	<b>FRATIANNO</b> Ryan Wiggins	13	66.7	0:11.23	1:13.50 [4] (0:14.79)	0:58.71 [12] (0:11.23)	0:47.48 [11] (0:11.46)	0:36.02 [11] (0:11.99)	0:24.03 [11] (0:11.93)	0:12.10 [9] (0:12.10)	1.61L	0:36.02	-3
5	11	<b>SPIRITED</b> Robbie Dolan	11	66.0	0:11.26	1:13.54 [5] (0:14.58)	0:58.96 [10] (0:11.26)	0:47.70 [9] (0:11.42)	0:36.28 [9] (0:11.97)	0:24.31 [9] (0:12.04)	0:12.27 [8] (0:12.27)	1.88L	0:36.28	-2
6	8	<b>MISHANI HERCULES</b> Boris Thornton	14	65.2	0:11.30	1:13.68 [6] (0:14.33)	0:59.35 [7] (0:11.30)	0:48.05 [7] (0:11.56)	0:36.49 [8] (0:11.84)	0:24.65 [6] (0:12.05)	0:12.60 [4] (0:12.60)	2.67L	0:36.49	+2
7	9	<b>MYTHBUSTA</b> Dale Smith	2	66.5	0:11.21	1:13.84 [7] (0:14.32)	0:59.52 [6] (0:11.21)	0:48.31 [6] (0:11.49)	0:36.82 [6] (0:12.09)	0:24.73 [7] (0:12.06)	0:12.67 [5] (0:12.67)	3.62L	0:36.82	-6
8	12	<b>MADAME LEXIS</b> Samantha Collett	16	64.4	0:11.37	1:13.88 [8] (0:14.50)	0:59.38 [9] (0:11.37)	0:48.01 [10] (0:11.52)	0:36.49 [10] (0:11.94)	0:24.55 [10] (0:12.17)	0:12.38 [10] (0:12.38)	3.82L	0:36.49	+3
9	6	<b>BEST COFFEE</b> Nikita Beriman	17	68.3	0:10.85	1:14.11 [9] (0:13.84)	1:00.27 [1] (0:10.85)	0:49.42 [1] (0:11.61)	0:37.81 [1] (0:12.14)	0:25.67 [1] (0:12.46)	0:13.21 [2] (0:13.21)	5.21L	0:37.81	-4
10	15	<b>ZOU ZOUTUKATUKIA</b> Taylor Marshall	4	65.9	0:11.11	1:14.43 [10] (0:14.13)	1:00.30 [4] (0:11.11)	0:49.19 [4] (0:11.44)	0:37.75 [3] (0:12.18)	0:25.57 [3] (0:12.37)	0:13.20 [7] (0:13.20)	7.1L	0:37.75	-4

Scratched: Zephyrz Zoom (#17), Toro Strike (#3), What Artists Do (#4), Umabett (#13), Zouchase (#5), Sidled (#18)



**Ipswich QLD Professional**  
**Race 2: GREAT NORTHERN QTIS Two-Year-Old Maiden Handicap - 1200m**  
 05 July 2024 - 12:42



Track Rating: Soft 7, Weather: Fine, Rail Position: +4m Entire

Section	Overall	1000m	800m	600m	400m	200m	Last 600m
Field Times	1:13.23 (0:13.84)	0:59.39 (0:10.85)	0:48.54 (0:11.61)	0:36.93 (0:12.14)	0:24.79 (0:12.20)	0:12.59 (0:12.59)	0:36.93

Rank	TAB	Horse/Jockey	Barrier	Top Speed [km/h]	Fastest Section	Overall	1000m	800m	600m	400m	200m	Margin	Distance Travelled [m]
11	16	<b>MISHANI VOLTAGE</b> Madeleine Wishart	8	62.8 800m	0:11.68 1000m	1:14.54 [11] (0:14.77)	0:59.77 [11] (0:11.68)	0:48.09 [12] (0:11.75)	0:36.34 [12] (0:11.95)	0:24.39 [12] (0:12.28)	0:12.11 [12] (0:12.11)	7.76L	0:36.34 +1
12	14	<b>MAGIC MADGE</b> Georgina Cartwright	6	67.8 1000m	0:11.17 1000m	1:15.67 [12] (0:13.97)	1:01.70 [2] (0:11.17)	0:50.53 [3] (0:11.57)	0:38.96 [4] (0:12.29)	0:26.67 [5] (0:12.59)	0:14.08 [11] (0:14.08)	14.4L	0:38.96 -3

Scratched: Zephyrz Zoom (#17), Toro Strike (#3), What Artists Do (#4), Umabett (#13), Zouchase (#5), Sidled (#18)





Horse/Jockey Name	Sibelius
Final Rank	1
Fastest Section Time (Section)	0:11.18 (1000m)
Top Speed [km/h] (Section)	65.8 (1000m)
Race State	Finished

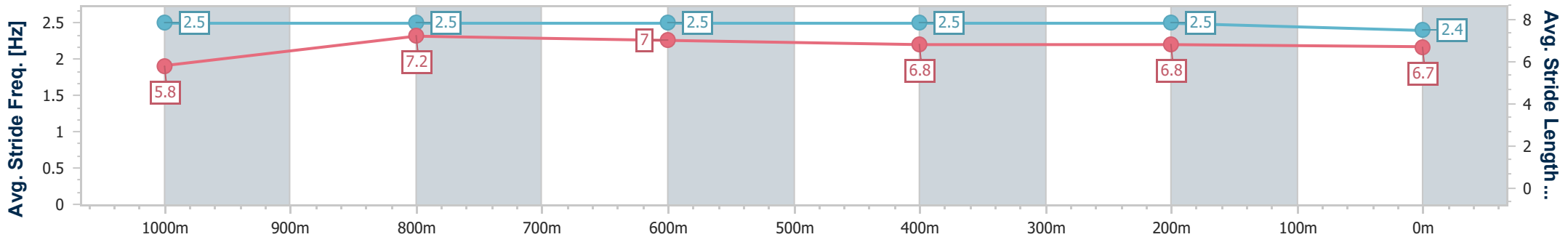
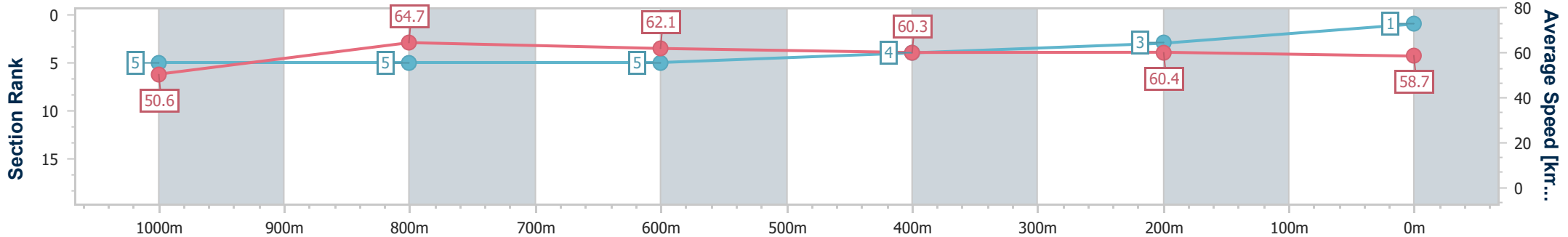


Ipswich QLD Professional  
 Race 2: GREAT NORTHERN QTIS Two-Year-Old Maiden  
 Handicap - 1200m  
 05 July 2024 - 12:42



Track Rating: Soft 7, Weather: Fine, Rail Position: +4m Entire

Section	Overall	1000m	800m	600m	400m	200m
Section Times	1:13.23 [1] (0:14.20)	0:59.03 [5] (0:11.18)	0:47.85 [5] (0:11.58)	0:36.27 [5] (0:12.00)	0:24.27 [4] (0:11.98)	0:12.29 [3] (0:12.29)
Average Speed [km/h]	50.6	64.7	62.1	60.3	60.4	58.7
Top Speed [km/h]	65.6	65.8	63.0	60.9	61.0	60.6
Avg. Dist. to Rail [m]	7.2	1.5	0.3	1.0	1.4	3.4
Avg. Stride Freq. [Hz]	2.5	2.5	2.5	2.5	2.5	2.4
Avg. Stride Length [m]	5.8	7.2	7.0	6.8	6.8	6.7



- [ ] Ranking at each section and finish
- .-.- No data available at this section
- NA No data available



Horse/Jockey Name	Enterprise Defence
Final Rank	2
Fastest Section Time (Section)	0:11.32 (1000m)
Top Speed [km/h] (Section)	66.3 (Overall)
Race State	Finished

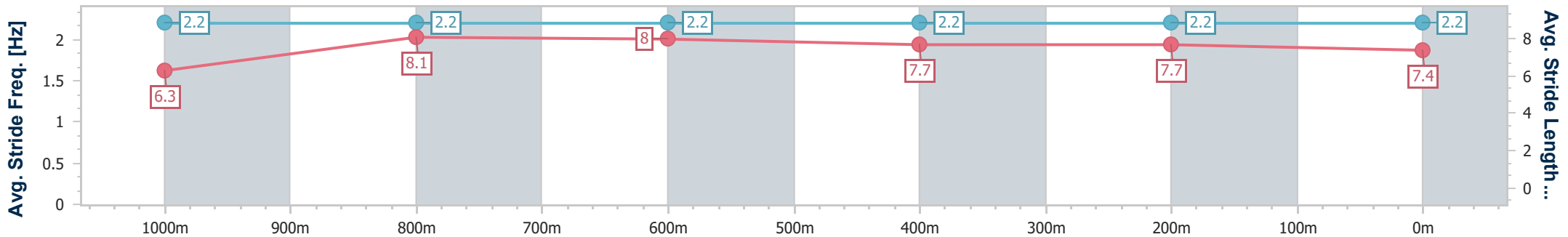
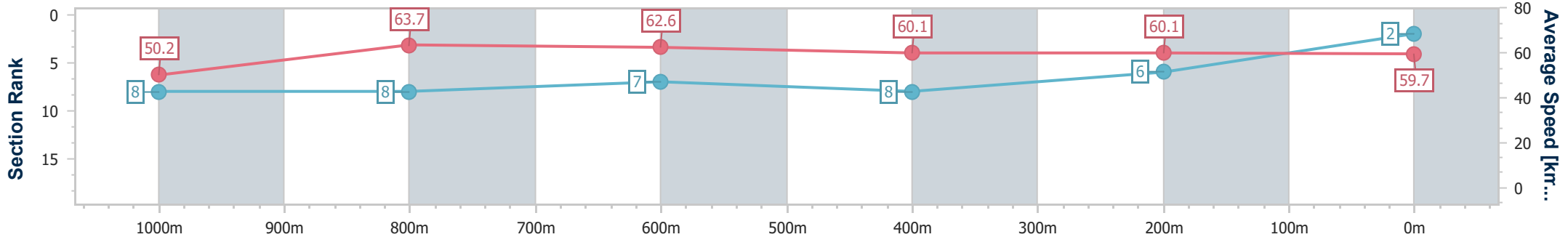


Ipswich QLD Professional  
 Race 2: GREAT NORTHERN QTIS Two-Year-Old Maiden  
 Handicap - 1200m  
 05 July 2024 - 12:42



Track Rating: Soft 7, Weather: Fine, Rail Position: +4m Entire

Section	Overall	1000m	800m	600m	400m	200m
Section Times	1:13.25 [2] (0:14.37)	0:58.88 [8] (0:11.32)	0:47.56 [8] (0:11.49)	0:36.07 [7] (0:12.00)	0:24.07 [8] (0:12.05)	0:12.02 [6] (0:12.02)
Average Speed [km/h]	50.2	63.7	62.6	60.1	60.1	59.7
Top Speed [km/h]	66.3	66.2	63.3	61.8	60.5	60.3
Avg. Dist. to Rail [m]	5.2	0.9	0.4	0.5	2.7	5.6
Avg. Stride Freq. [Hz]	2.2	2.2	2.2	2.2	2.2	2.2
Avg. Stride Length [m]	6.3	8.1	8.0	7.7	7.7	7.4



- [ ] Ranking at each section and finish
- .-.- No data available at this section
- NA No data available



Horse/Jockey Name	Ocean Proud
Final Rank	3
Fastest Section Time (Section)	0:10.91 (1000m)
Top Speed [km/h] (Section)	67.5 (1000m)
Race State	Finished

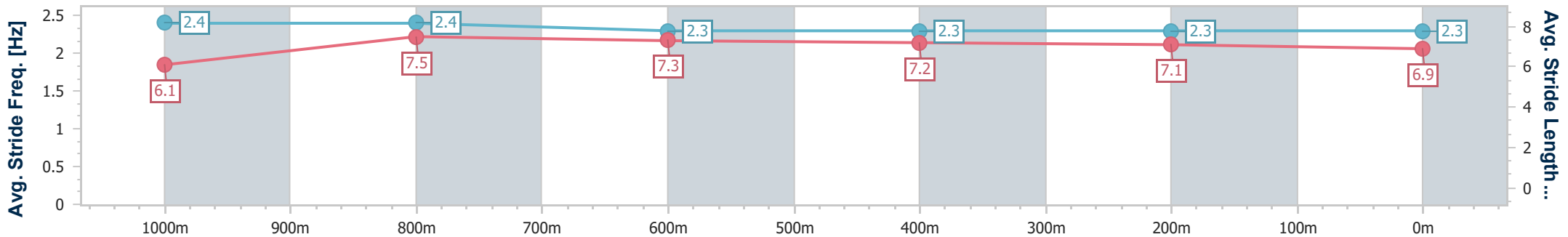
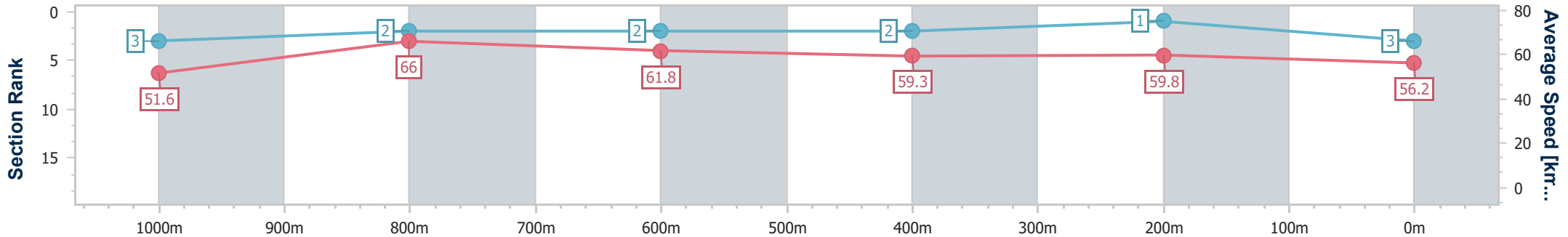


Ipswich QLD Professional  
 Race 2: GREAT NORTHERN QTIS Two-Year-Old Maiden  
 Handicap - 1200m  
 05 July 2024 - 12:42



Track Rating: Soft 7, Weather: Fine, Rail Position: +4m Entire

Section	Overall	1000m	800m	600m	400m	200m
Section Times	1:13.47 [3] (0:13.97)	0:59.50 [3] (0:10.91)	0:48.59 [2] (0:11.61)	0:36.98 [2] (0:12.10)	0:24.88 [2] (0:12.05)	0:12.83 [1] (0:12.83)
Average Speed [km/h]	51.6	66.0	61.8	59.3	59.8	56.2
Top Speed [km/h]	67.5	67.5	65.1	61.0	60.4	59.3
Avg. Dist. to Rail [m]	3.3	0.6	0.6	0.4	1.1	2.5
Avg. Stride Freq. [Hz]	2.4	2.4	2.3	2.3	2.3	2.3
Avg. Stride Length [m]	6.1	7.5	7.3	7.2	7.1	6.9



- [ ] Ranking at each section and finish
- .-.- No data available at this section
- NA No data available



Horse/Jockey Name	Fратианно
Final Rank	4
Fastest Section Time (Section)	0:11.23 (1000m)
Top Speed [km/h] (Section)	66.7 (1000m)
Race State	Finished

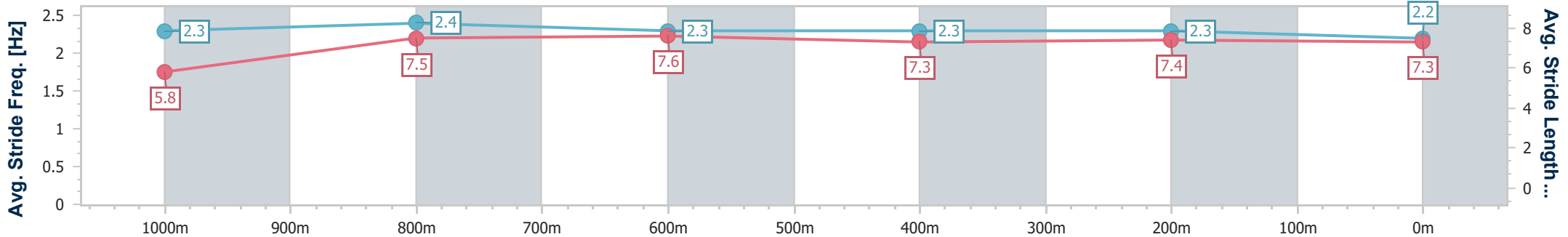
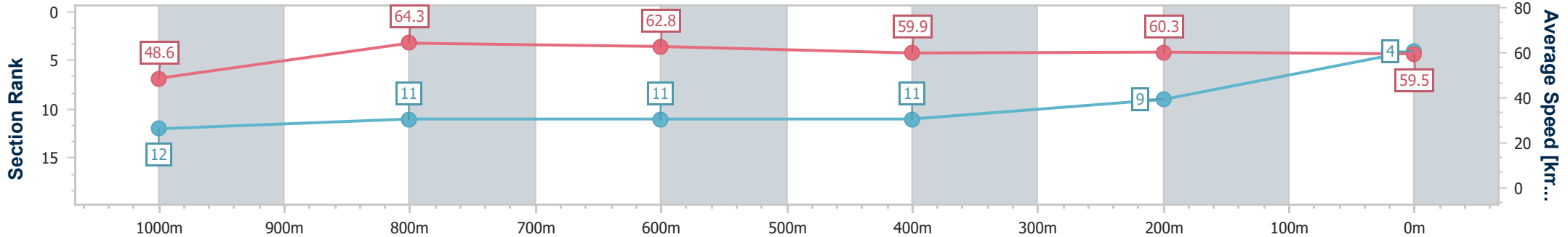


Ipswich QLD Professional  
 Race 2: GREAT NORTHERN QTIS Two-Year-Old Maiden  
 Handicap - 1200m  
 05 July 2024 - 12:42



Track Rating: Soft 7, Weather: Fine, Rail Position: +4m Entire

Section	Overall	1000m	800m	600m	400m	200m
Section Times	1:13.50 [4] (0:14.79)	0:58.71 [12] (0:11.23)	0:47.48 [11] (0:11.46)	0:36.02 [11] (0:11.99)	0:24.03 [11] (0:11.93)	0:12.10 [9] (0:12.10)
Average Speed [km/h]	48.6	64.3	62.8	59.9	60.3	59.5
Top Speed [km/h]	66.4	66.7	63.5	62.7	61.8	60.9
Avg. Dist. to Rail [m]	7.6	1.2	0.4	0.8	2.0	3.4
Avg. Stride Freq. [Hz]	2.3	2.4	2.3	2.3	2.3	2.2
Avg. Stride Length [m]	5.8	7.5	7.6	7.3	7.4	7.3



- [ ] Ranking at each section and finish
- .-.- No data available at this section
- NA No data available



Horse/Jockey Name	Spirited
Final Rank	5
Fastest Section Time (Section)	0:11.26 (1000m)
Top Speed [km/h] (Section)	66.0 (1000m)
Race State	Finished

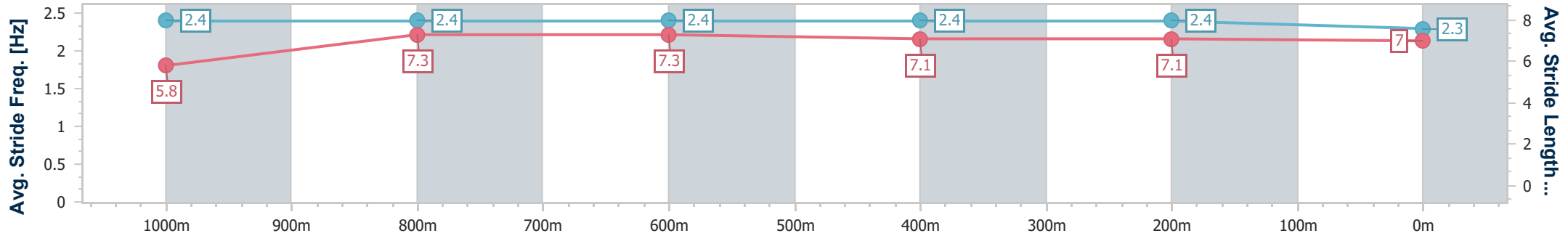
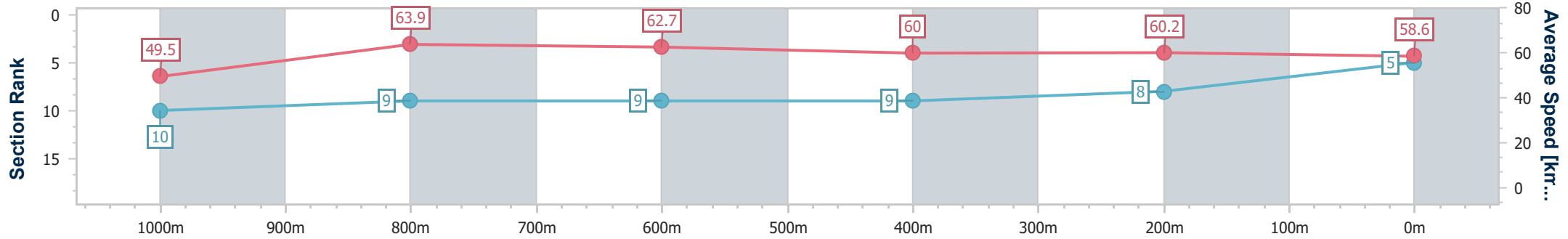


Ipswich QLD Professional  
 Race 2: GREAT NORTHERN QTIS Two-Year-Old Maiden  
 Handicap - 1200m  
 05 July 2024 - 12:42



Track Rating: Soft 7, Weather: Fine, Rail Position: +4m Entire

Section	Overall	1000m	800m	600m	400m	200m
Section Times	1:13.54 [5] (0:14.58)	0:58.96 [10] (0:11.26)	0:47.70 [9] (0:11.42)	0:36.28 [9] (0:11.97)	0:24.31 [9] (0:12.04)	0:12.27 [8] (0:12.27)
Average Speed [km/h]	49.5	63.9	62.7	60.0	60.2	58.6
Top Speed [km/h]	65.8	66.0	63.6	61.7	61.6	60.6
Avg. Dist. to Rail [m]	6.5	0.9	1.1	0.6	1.9	2.1
Avg. Stride Freq. [Hz]	2.4	2.4	2.4	2.4	2.4	2.3
Avg. Stride Length [m]	5.8	7.3	7.3	7.1	7.1	7.0



- [ ] Ranking at each section and finish
- .-.-.- No data available at this section
- NA No data available



Horse/Jockey Name	Mishani Hercules
Final Rank	6
Fastest Section Time (Section)	0:11.30 (1000m)
Top Speed [km/h] (Section)	65.2 (1000m)
Race State	Finished

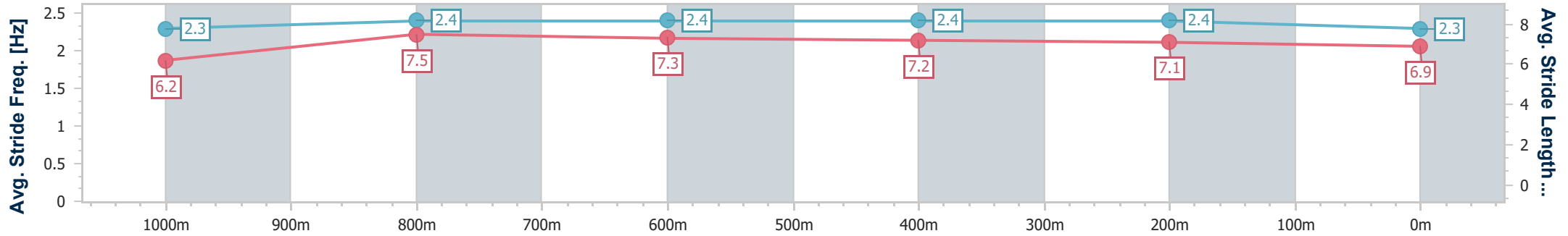
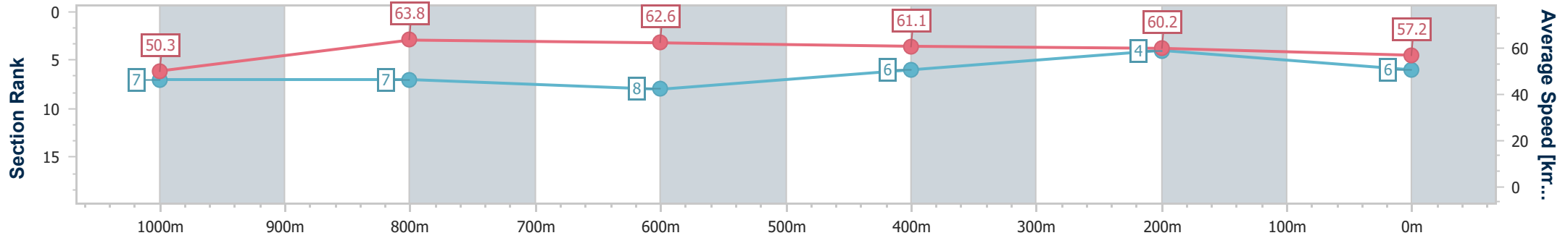


Ipswich QLD Professional  
 Race 2: GREAT NORTHERN QTIS Two-Year-Old Maiden Handicap - 1200m  
 05 July 2024 - 12:42



Track Rating: Soft 7, Weather: Fine, Rail Position: +4m Entire

Section	Overall	1000m	800m	600m	400m	200m
Section Times	1:13.68 [6] (0:14.33)	0:59.35 [7] (0:11.30)	0:48.05 [7] (0:11.56)	0:36.49 [8] (0:11.84)	0:24.65 [6] (0:12.05)	0:12.60 [4] (0:12.60)
Average Speed [km/h]	50.3	63.8	62.6	61.1	60.2	57.2
Top Speed [km/h]	64.0	65.2	63.4	62.0	61.1	59.6
Avg. Dist. to Rail [m]	8.6	2.5	1.2	1.8	2.8	4.9
Avg. Stride Freq. [Hz]	2.3	2.4	2.4	2.4	2.4	2.3
Avg. Stride Length [m]	6.2	7.5	7.3	7.2	7.1	6.9



- [ ] Ranking at each section and finish
- .-.- No data available at this section
- NA No data available



Horse/Jockey Name	Mythbusta
Final Rank	7
Fastest Section Time (Section)	0:11.21 (1000m)
Top Speed [km/h] (Section)	66.5 (1000m)
Race State	Finished

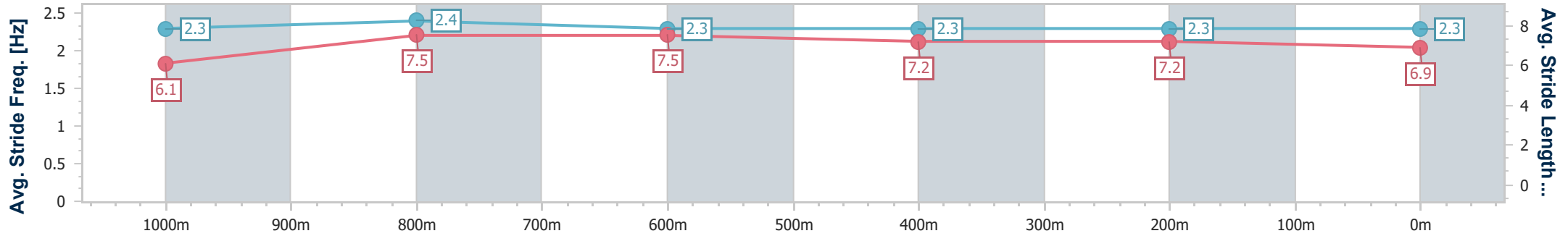
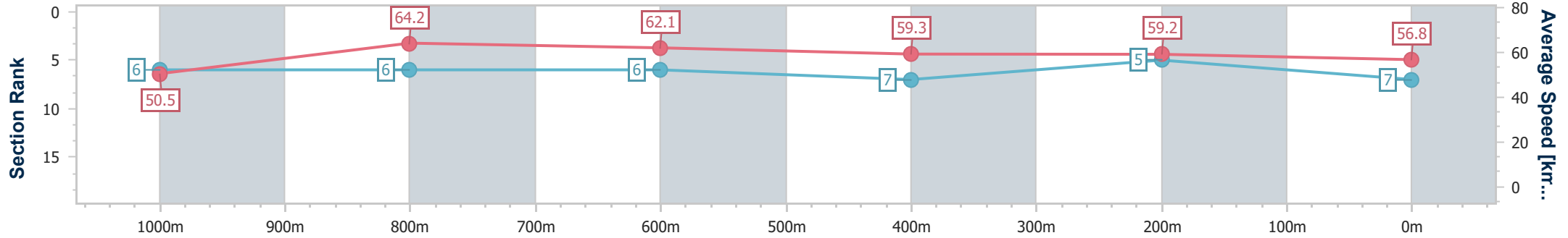


Ipswich QLD Professional  
 Race 2: GREAT NORTHERN QTIS Two-Year-Old Maiden  
 Handicap - 1200m  
 05 July 2024 - 12:42



Track Rating: Soft 7, Weather: Fine, Rail Position: +4m Entire

Section	Overall	1000m	800m	600m	400m	200m
Section Times	1:13.84 [7] (0:14.32)	0:59.52 [6] (0:11.21)	0:48.31 [6] (0:11.49)	0:36.82 [6] (0:12.09)	0:24.73 [7] (0:12.06)	0:12.67 [5] (0:12.67)
Average Speed [km/h]	50.5	64.2	62.1	59.3	59.2	56.8
Top Speed [km/h]	66.1	66.5	63.6	61.3	60.1	59.5
Avg. Dist. to Rail [m]	2.1	0.5	1.2	1.6	1.1	0.5
Avg. Stride Freq. [Hz]	2.3	2.4	2.3	2.3	2.3	2.3
Avg. Stride Length [m]	6.1	7.5	7.5	7.2	7.2	6.9



- [ ] Ranking at each section and finish
- .-.- No data available at this section
- NA No data available



Horse/Jockey Name	Madame Lexis
Final Rank	8
Fastest Section Time (Section)	0:11.37 (1000m)
Top Speed [km/h] (Section)	64.4 (1000m)
Race State	Finished

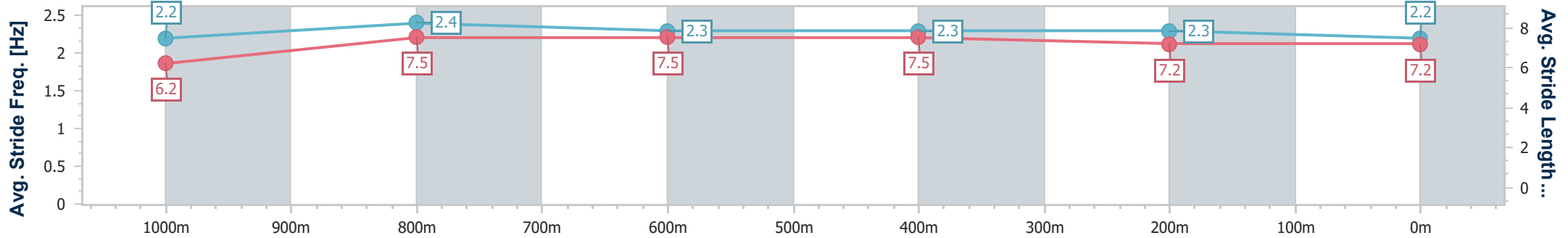
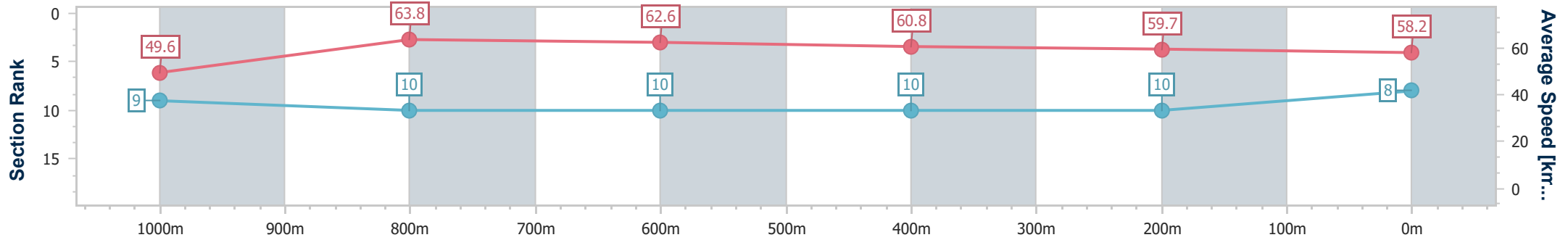


Ipswich QLD Professional  
 Race 2: GREAT NORTHERN QTIS Two-Year-Old Maiden  
 Handicap - 1200m  
 05 July 2024 - 12:42



Track Rating: Soft 7, Weather: Fine, Rail Position: +4m Entire

Section	Overall	1000m	800m	600m	400m	200m
Section Times	1:13.88 [8] (0:14.50)	0:59.38 [9] (0:11.37)	0:48.01 [10] (0:11.52)	0:36.49 [10] (0:11.94)	0:24.55 [10] (0:12.17)	0:12.38 [10] (0:12.38)
Average Speed [km/h]	49.6	63.8	62.6	60.8	59.7	58.2
Top Speed [km/h]	63.9	64.4	63.6	62.6	60.6	59.1
Avg. Dist. to Rail [m]	9.3	2.4	1.0	1.8	3.8	6.0
Avg. Stride Freq. [Hz]	2.2	2.4	2.3	2.3	2.3	2.2
Avg. Stride Length [m]	6.2	7.5	7.5	7.5	7.2	7.2







Horse/Jockey Name	Best Coffee
Final Rank	9
Fastest Section Time (Section)	0:10.85 (1000m)
Top Speed [km/h] (Section)	68.3 (Overall)
Race State	Finished

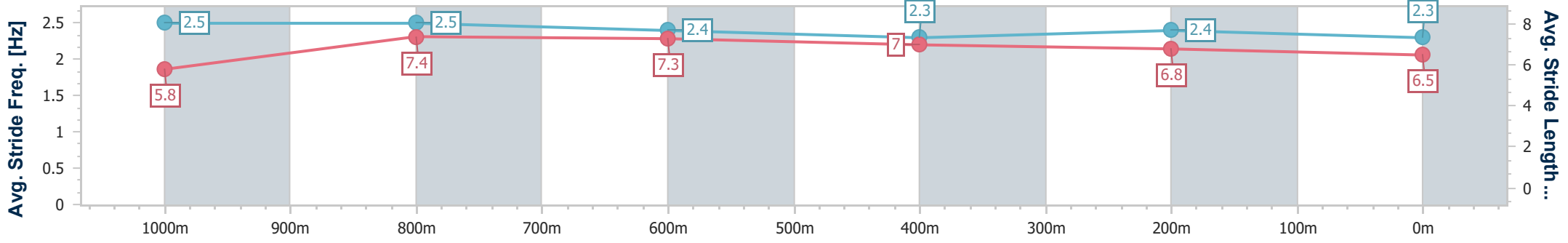
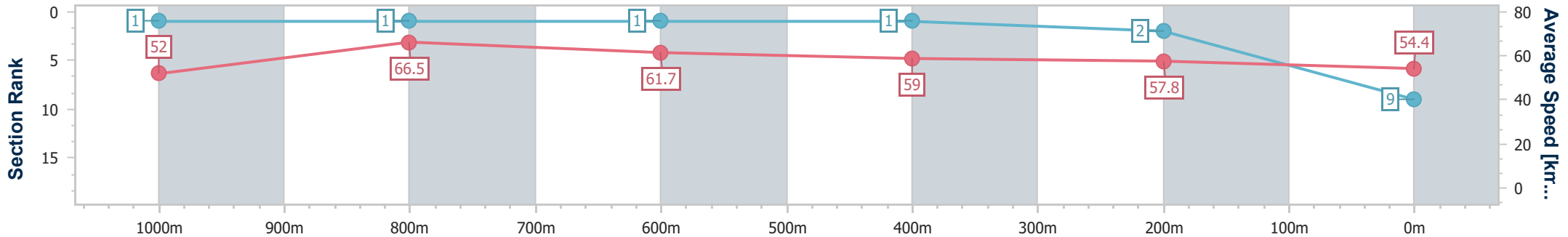


Ipswich QLD Professional  
 Race 2: GREAT NORTHERN QTIS Two-Year-Old Maiden  
 Handicap - 1200m  
 05 July 2024 - 12:42



Track Rating: Soft 7, Weather: Fine, Rail Position: +4m Entire

Section	Overall	1000m	800m	600m	400m	200m
Section Times	1:14.11 [9] (0:13.84)	1:00.27 [1] (0:10.85)	0:49.42 [1] (0:11.61)	0:37.81 [1] (0:12.14)	0:25.67 [1] (0:12.46)	0:13.21 [2] (0:13.21)
Average Speed [km/h]	52.0	66.5	61.7	59.0	57.8	54.4
Top Speed [km/h]	68.3	68.3	63.6	59.9	58.7	56.4
Avg. Dist. to Rail [m]	9.5	1.7	1.0	1.2	0.8	1.0
Avg. Stride Freq. [Hz]	2.5	2.5	2.4	2.3	2.4	2.3
Avg. Stride Length [m]	5.8	7.4	7.3	7.0	6.8	6.5



- [ ] Ranking at each section and finish
- .-.- No data available at this section
- NA No data available



Horse/Jockey Name	Zou Zoutukatukia
Final Rank	10
Fastest Section Time (Section)	0:11.11 (1000m)
Top Speed [km/h] (Section)	65.9 (Overall)
Race State	Finished

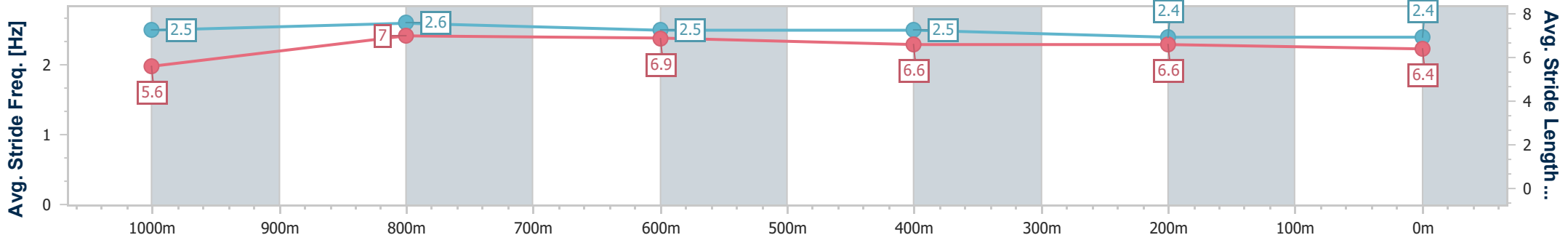
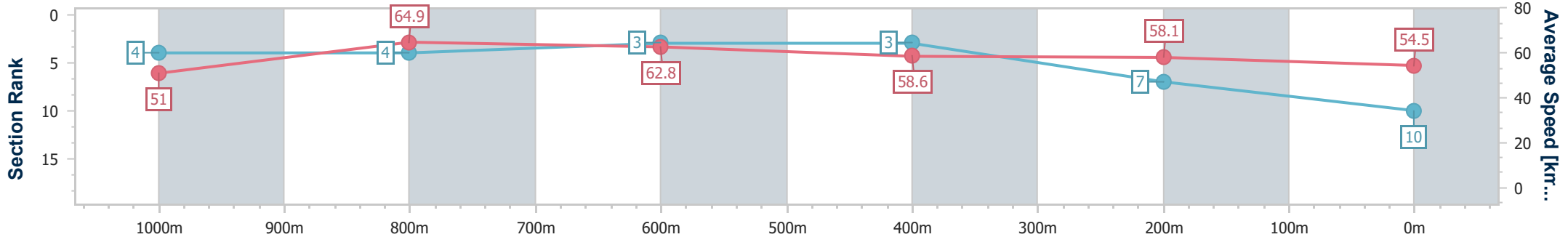


Ipswich QLD Professional  
 Race 2: GREAT NORTHERN QTIS Two-Year-Old Maiden  
 Handicap - 1200m  
 05 July 2024 - 12:42



Track Rating: Soft 7, Weather: Fine, Rail Position: +4m Entire

Section	Overall	1000m	800m	600m	400m	200m
Section Times	1:14.43 [10] (0:14.13)	1:00.30 [4] (0:11.11)	0:49.19 [4] (0:11.44)	0:37.75 [3] (0:12.18)	0:25.57 [3] (0:12.37)	0:13.20 [7] (0:13.20)
Average Speed [km/h]	51.0	64.9	62.8	58.6	58.1	54.5
Top Speed [km/h]	65.9	65.9	64.7	60.7	59.1	57.2
Avg. Dist. to Rail [m]	3.1	0.9	0.8	1.3	1.0	2.2
Avg. Stride Freq. [Hz]	2.5	2.6	2.5	2.5	2.4	2.4
Avg. Stride Length [m]	5.6	7.0	6.9	6.6	6.6	6.4



- [ ] Ranking at each section and finish
- .-.- No data available at this section
- NA No data available



Horse/Jockey Name	Mishani Voltage
Final Rank	11
Fastest Section Time (Section)	0:11.68 (1000m)
Top Speed [km/h] (Section)	62.8 (800m)
Race State	Finished

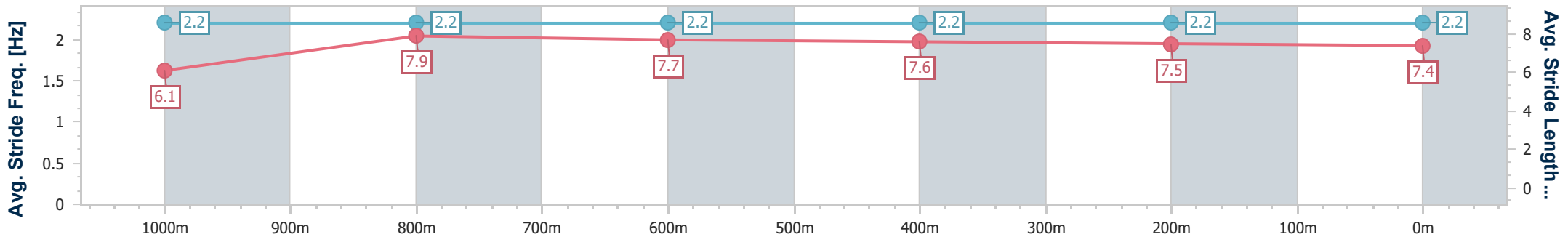
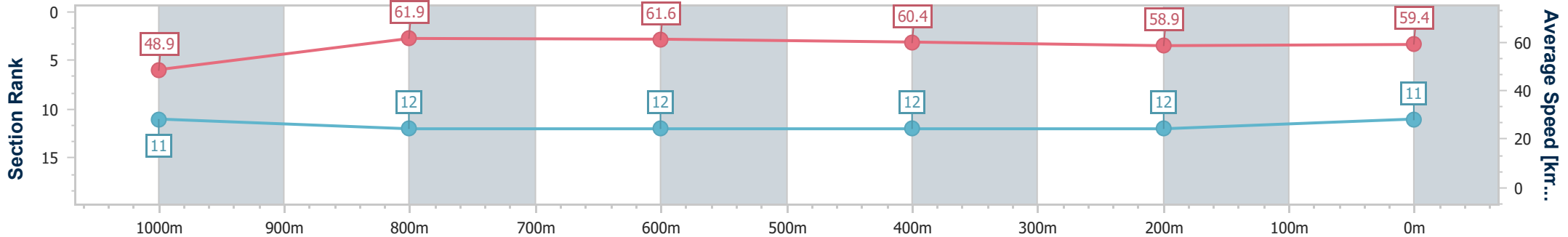


Ipswich QLD Professional  
 Race 2: GREAT NORTHERN QTIS Two-Year-Old Maiden  
 Handicap - 1200m  
 05 July 2024 - 12:42



Track Rating: Soft 7, Weather: Fine, Rail Position: +4m Entire

Section	Overall	1000m	800m	600m	400m	200m
Section Times	1:14.54 [11] (0:14.77)	0:59.77 [11] (0:11.68)	0:48.09 [12] (0:11.75)	0:36.34 [12] (0:11.95)	0:24.39 [12] (0:12.28)	0:12.11 [12] (0:12.11)
Average Speed [km/h]	48.9	61.9	61.6	60.4	58.9	59.4
Top Speed [km/h]	62.7	62.5	62.8	61.3	59.5	59.9
Avg. Dist. to Rail [m]	5.8	1.3	1.1	1.0	2.6	6.0
Avg. Stride Freq. [Hz]	2.2	2.2	2.2	2.2	2.2	2.2
Avg. Stride Length [m]	6.1	7.9	7.7	7.6	7.5	7.4



- [ ] Ranking at each section and finish
- .-.- No data available at this section
- NA No data available



Horse/Jockey Name	Magic Mudge
Final Rank	12
Fastest Section Time (Section)	0:11.17 (1000m)
Top Speed [km/h] (Section)	67.8 (1000m)
Race State	Finished

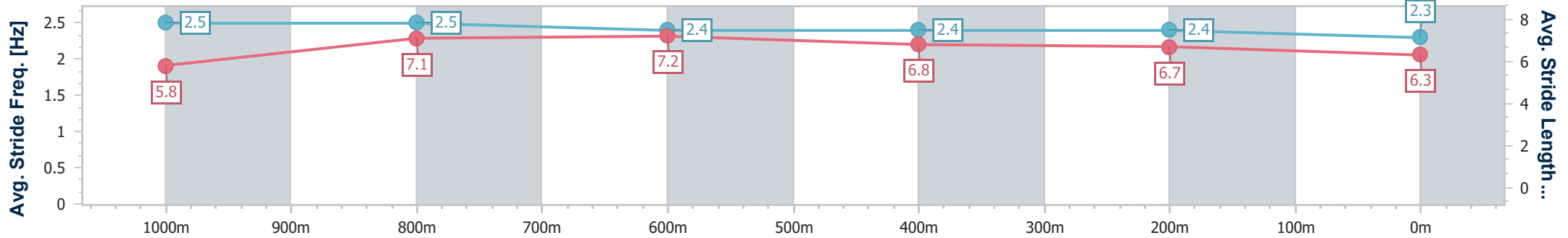
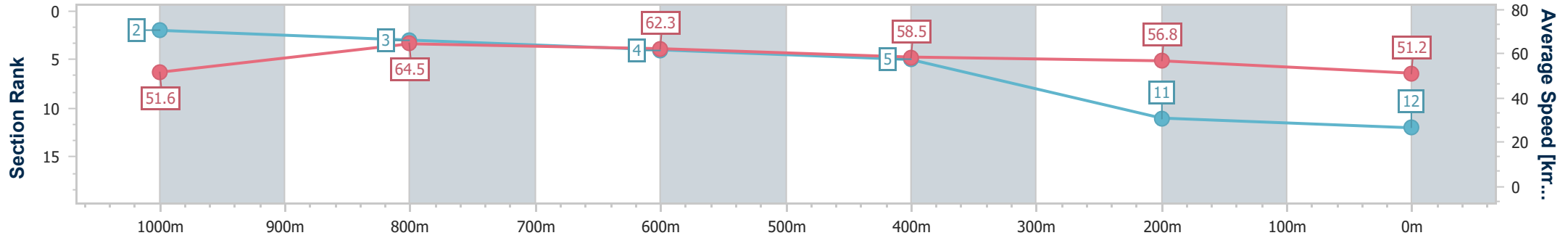


Ipswich QLD Professional  
 Race 2: GREAT NORTHERN QTIS Two-Year-Old Maiden  
 Handicap - 1200m  
 05 July 2024 - 12:42



Track Rating: Soft 7, Weather: Fine, Rail Position: +4m Entire

Section	Overall	1000m	800m	600m	400m	200m
Section Times	1:15.67 [12] (0:13.97)	1:01.70 [2] (0:11.17)	0:50.53 [3] (0:11.57)	0:38.96 [4] (0:12.29)	0:26.67 [5] (0:12.59)	0:14.08 [11] (0:14.08)
Average Speed [km/h]	51.6	64.5	62.3	58.5	56.8	51.2
Top Speed [km/h]	67.8	67.8	64.0	59.9	58.9	55.8
Avg. Dist. to Rail [m]	4.9	1.6	0.4	0.6	0.6	0.3
Avg. Stride Freq. [Hz]	2.5	2.5	2.4	2.4	2.4	2.3
Avg. Stride Length [m]	5.8	7.1	7.2	6.8	6.7	6.3



Track Rating: Soft 7, Weather: Fine, Rail Position: +4m Entire

Section												Last 600m					
Field Times		Overall	1000m	800m	600m	400m	200m						0:36.08				
		1:12.28 (0:13.99)	0:58.29 (0:10.74)	0:47.55 (0:11.47)	0:36.08 (0:12.15)	0:23.93 (0:11.82)	0:12.11 (0:12.11)										
Rank	TAB	Horse/Jockey	Barrier	Top Speed [km/h]	Fastest Section											Margin	Distance Travelled [m]
1	1	CASPERNOVA	13	69.6	0:10.73	1:12.28 [1]	0:57.95 [9]	0:47.22 [4]	0:35.93 [2]	0:23.90 [2]	0:12.11 [1]	1:12.28	0:35.93				
		Vlad Duric		1000m	1000m	(0:14.33)	(0:10.73)	(0:11.29)	(0:12.03)	(0:11.79)	(0:12.11)						
2	12	BEEN A SECRET	2	68.1	0:11.09	1:12.69 [2]	0:58.42 [7]	0:47.33 [9]	0:35.75 [10]	0:23.68 [10]	0:11.89 [6]	2.43L	0:35.75	+1			
		Cejay Graham		1000m	1000m	(0:14.27)	(0:11.09)	(0:11.58)	(0:12.07)	(0:11.79)	(0:11.89)						
3	5	MEAN APPROACH	8	68.3	0:10.90	1:12.84 [3]	0:58.79 [3]	0:47.89 [3]	0:36.29 [5]	0:24.21 [6]	0:12.16 [3]	3.28L	0:36.29	+3			
		James Orman		1000m	1000m	(0:14.05)	(0:10.90)	(0:11.60)	(0:12.08)	(0:12.05)	(0:12.16)						
4	4	JUST FLYING	5	67.0	0:11.09	1:13.02 [4]	0:58.50 [10]	0:47.41 [10]	0:36.10 [9]	0:24.16 [8]	0:12.07 [9]	4.37L	0:36.10	+6			
		Damien Thornton		1000m	1000m	(0:14.52)	(0:11.09)	(0:11.31)	(0:11.94)	(0:12.09)	(0:12.07)						
5	8	DEEP DAWN	12	68.5	0:10.74	1:13.40 [5]	0:59.41 [1]	0:48.67 [1]	0:37.20 [1]	0:25.05 [1]	0:12.86 [2]	6.61L	0:37.20	-1			
		Angela Jones		1000m	1000m	(0:13.99)	(0:10.74)	(0:11.47)	(0:12.15)	(0:12.19)	(0:12.86)						
6	21	OPTIMUS MAXIMUS	1	67.0	0:10.90	1:13.48 [6]	0:59.17 [8]	0:48.27 [6]	0:36.69 [8]	0:24.58 [9]	0:12.53 [8]	7.09L	0:36.69	-2			
		Shania Willis		1000m	1000m	(0:14.31)	(0:10.90)	(0:11.58)	(0:12.11)	(0:12.05)	(0:12.53)						
7	3	DREAM STEP	4	67.1	0:11.02	1:13.56 [7]	0:59.46 [4]	0:48.44 [5]	0:36.82 [7]	0:24.80 [7]	0:12.77 [5]	7.54L	0:36.82	+2			
		Nikita Beriman		Overall	1000m	(0:14.10)	(0:11.02)	(0:11.62)	(0:12.02)	(0:12.03)	(0:12.77)						
8	16	LIKE SMOKE	15	67.0	0:11.00	1:13.58 [8]	0:59.32 [6]	0:48.32 [8]	0:37.00 [6]	0:25.03 [3]	0:12.76 [7]	7.63L	0:37.00	+6			
		Michael Cahill		1000m	1000m	(0:14.26)	(0:11.00)	(0:11.32)	(0:11.97)	(0:12.27)	(0:12.76)						
9	7	PACIFIED	3	67.7	0:10.83	1:13.96 [9]	0:59.95 [2]	0:49.12 [2]	0:37.51 [3]	0:25.41 [4]	0:13.27 [4]	9.91L	0:37.51	-3			
		Jake Bayliss		1000m	1000m	(0:14.01)	(0:10.83)	(0:11.61)	(0:12.10)	(0:12.14)	(0:13.27)						
10	15	TONATIUH	9	66.4	0:10.99	1:14.55 [10]	1:00.29 [5]	0:49.30 [7]	0:38.01 [4]	0:25.99 [5]	0:13.34 [10]	13.39L	0:38.01	+3			
		Madeleine Wishart		1000m	1000m	(0:14.26)	(0:10.99)	(0:11.29)	(0:12.02)	(0:12.65)	(0:13.34)						

Scratched: Mystic Mac (#6), Bring Me Saki (#2), Integrity Lane (#17), Winning Edition (#11), Brave Cowboy Bill (#14), Psychedelic Bean (#20), Shy Rebel (#13), Animal Of War (#18), Toxoruby (#10), Outta Bea



Horse/Jockey Name	Caspernova
Final Rank	1
Fastest Section Time (Section)	0:10.73 (1000m)
Top Speed [km/h] (Section)	69.6 (1000m)
Race State	Finished

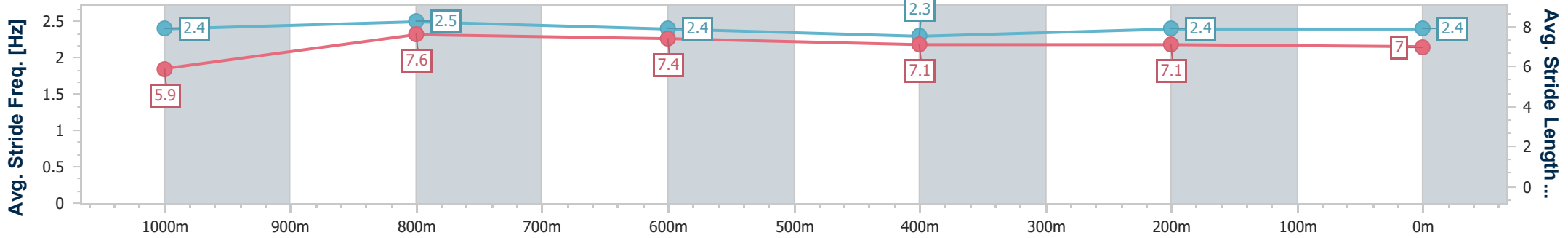
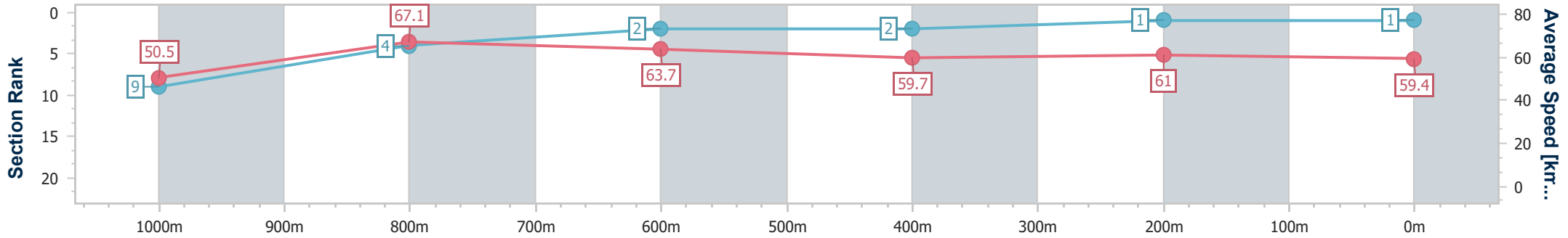


Ipswich QLD Professional  
 Race 3: RAY WHITE IPSWICH QTIS Three-Year-Old Maiden Handicap - 1200m  
 05 July 2024 - 13:18



Track Rating: Soft 7, Weather: Fine, Rail Position: +4m Entire

Section	Overall	1000m	800m	600m	400m	200m
Section Times	1:12.28 [1] (0:14.33)	0:57.95 [9] (0:10.73)	0:47.22 [4] (0:11.29)	0:35.93 [2] (0:12.03)	0:23.90 [2] (0:11.79)	0:12.11 [1] (0:12.11)
Average Speed [km/h]	50.5	67.1	63.7	59.7	61.0	59.4
Top Speed [km/h]	68.9	69.6	67.2	61.4	63.2	61.3
Avg. Dist. to Rail [m]	8.4	2.3	0.7	0.7	1.8	2.8
Avg. Stride Freq. [Hz]	2.4	2.5	2.4	2.3	2.4	2.4
Avg. Stride Length [m]	5.9	7.6	7.4	7.1	7.1	7.0



- [ ] Ranking at each section and finish
- .-.- No data available at this section
- NA No data available



Horse/Jockey Name	Been A Secret
Final Rank	2
Fastest Section Time (Section)	0:11.09 (1000m)
Top Speed [km/h] (Section)	68.1 (1000m)
Race State	Finished

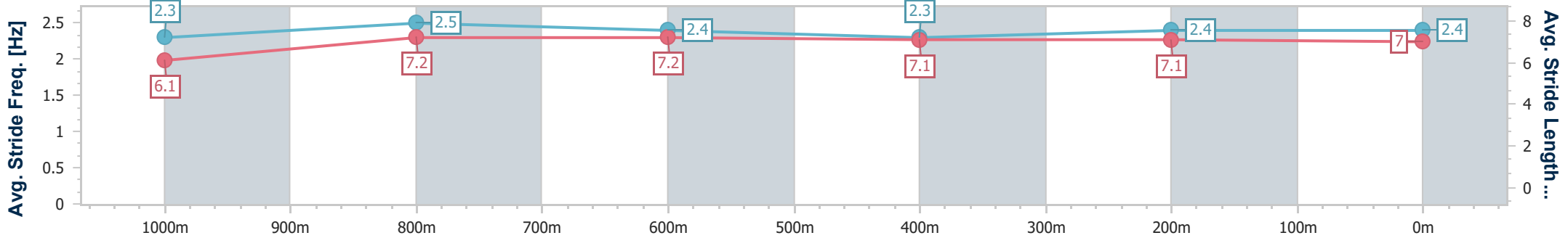
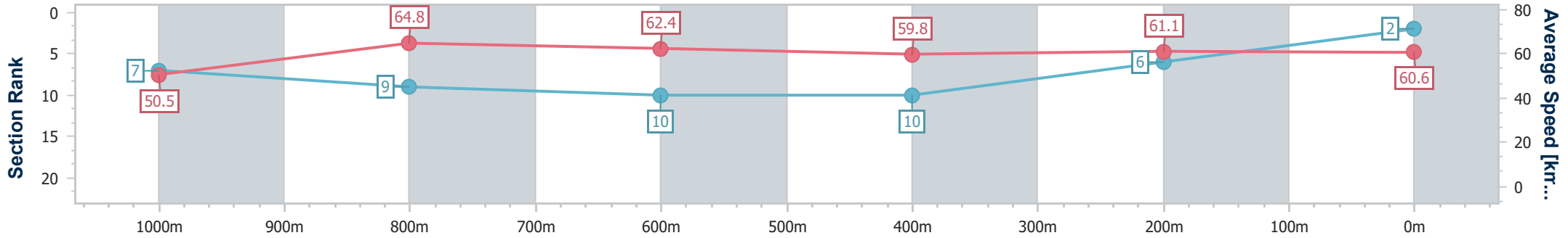


Ipswich QLD Professional  
 Race 3: RAY WHITE IPSWICH QTIS Three-Year-Old Maiden Handicap - 1200m  
 05 July 2024 - 13:18



Track Rating: Soft 7, Weather: Fine, Rail Position: +4m Entire

Section	Overall	1000m	800m	600m	400m	200m
Section Times	1:12.69 [2] (0:14.27)	0:58.42 [7] (0:11.09)	0:47.33 [9] (0:11.58)	0:35.75 [10] (0:12.07)	0:23.68 [10] (0:11.79)	0:11.89 [6] (0:11.89)
Average Speed [km/h]	50.5	64.8	62.4	59.8	61.1	60.6
Top Speed [km/h]	68.1	68.1	63.6	60.2	63.2	62.7
Avg. Dist. to Rail [m]	2.4	0.6	0.3	0.4	1.7	3.7
Avg. Stride Freq. [Hz]	2.3	2.5	2.4	2.3	2.4	2.4
Avg. Stride Length [m]	6.1	7.2	7.2	7.1	7.1	7.0



- [ ] Ranking at each section and finish
- .-.- No data available at this section
- NA No data available



Horse/Jockey Name	Mean Approach
Final Rank	3
Fastest Section Time (Section)	0:10.90 (1000m)
Top Speed [km/h] (Section)	68.3 (1000m)
Race State	Finished

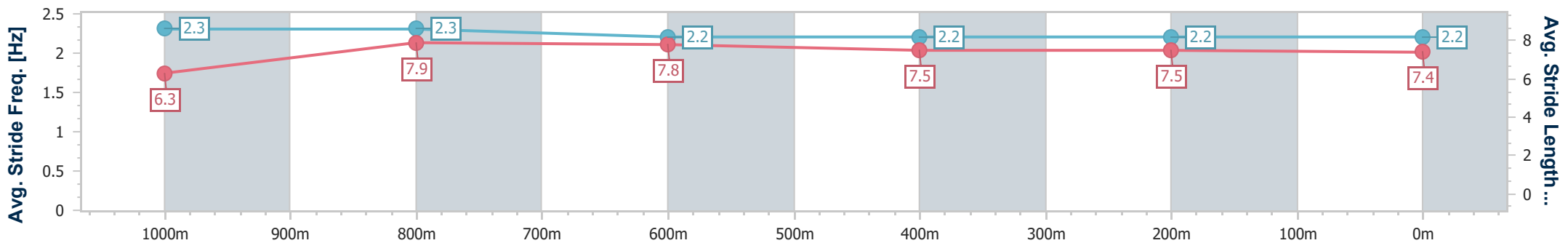
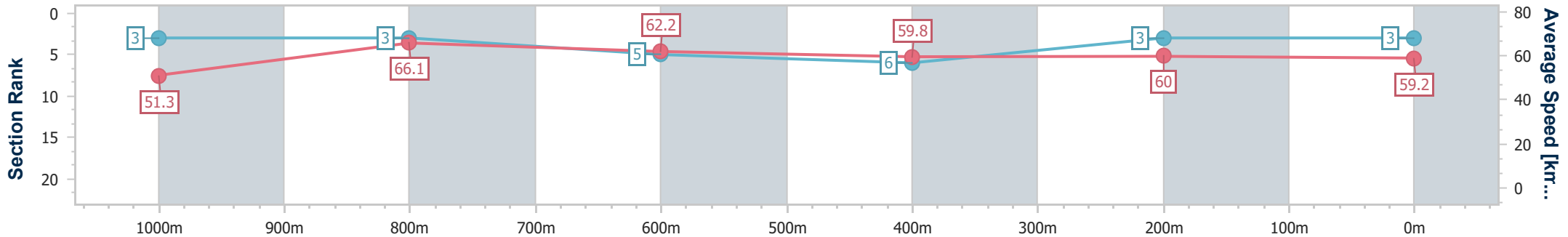


Ipswich QLD Professional  
 Race 3: RAY WHITE IPSWICH QTIS Three-Year-Old Maiden  
 Handicap - 1200m  
 05 July 2024 - 13:18



Track Rating: Soft 7, Weather: Fine, Rail Position: +4m Entire

Section	Overall	1000m	800m	600m	400m	200m
Section Times	1:12.84 [3] (0:14.05)	0:58.79 [3] (0:10.90)	0:47.89 [3] (0:11.60)	0:36.29 [5] (0:12.08)	0:24.21 [6] (0:12.05)	0:12.16 [3] (0:12.16)
Average Speed [km/h]	51.3	66.1	62.2	59.8	60.0	59.2
Top Speed [km/h]	67.8	68.3	64.5	61.8	60.8	60.5
Avg. Dist. to Rail [m]	7.2	1.4	0.4	0.8	2.1	2.7
Avg. Stride Freq. [Hz]	2.3	2.3	2.2	2.2	2.2	2.2
Avg. Stride Length [m]	6.3	7.9	7.8	7.5	7.5	7.4



- [ ] Ranking at each section and finish
- .-.- No data available at this section
- NA No data available





Horse/Jockey Name	Just Flying
Final Rank	4
Fastest Section Time (Section)	0:11.09 (1000m)
Top Speed [km/h] (Section)	67.0 (1000m)
Race State	Finished

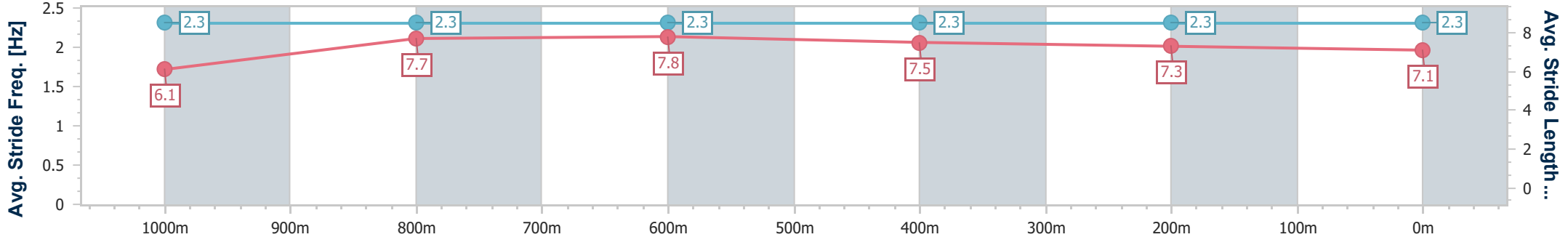
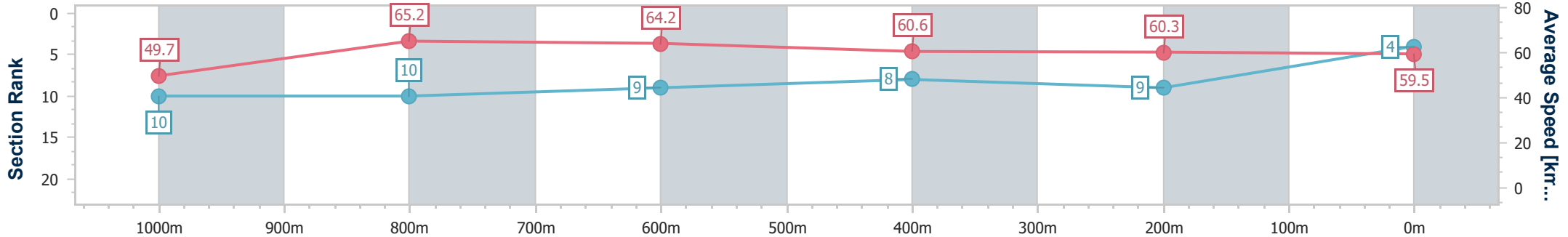


Ipswich QLD Professional  
 Race 3: RAY WHITE IPSWICH QTIS Three-Year-Old Maiden Handicap - 1200m  
 05 July 2024 - 13:18



Track Rating: Soft 7, Weather: Fine, Rail Position: +4m Entire

Section	Overall	1000m	800m	600m	400m	200m
Section Times	1:13.02 [4] (0:14.52)	0:58.50 [10] (0:11.09)	0:47.41 [10] (0:11.31)	0:36.10 [9] (0:11.94)	0:24.16 [8] (0:12.09)	0:12.07 [9] (0:12.07)
Average Speed [km/h]	49.7	65.2	64.2	60.6	60.3	59.5
Top Speed [km/h]	66.7	67.0	65.2	63.1	61.2	60.8
Avg. Dist. to Rail [m]	5.3	2.4	1.4	1.6	4.1	6.3
Avg. Stride Freq. [Hz]	2.3	2.3	2.3	2.3	2.3	2.3
Avg. Stride Length [m]	6.1	7.7	7.8	7.5	7.3	7.1



- [ ] Ranking at each section and finish
- .-.- No data available at this section
- NA No data available



Horse/Jockey Name	Deep Dawn
Final Rank	5
Fastest Section Time (Section)	0:10.74 (1000m)
Top Speed [km/h] (Section)	68.5 (1000m)
Race State	Finished

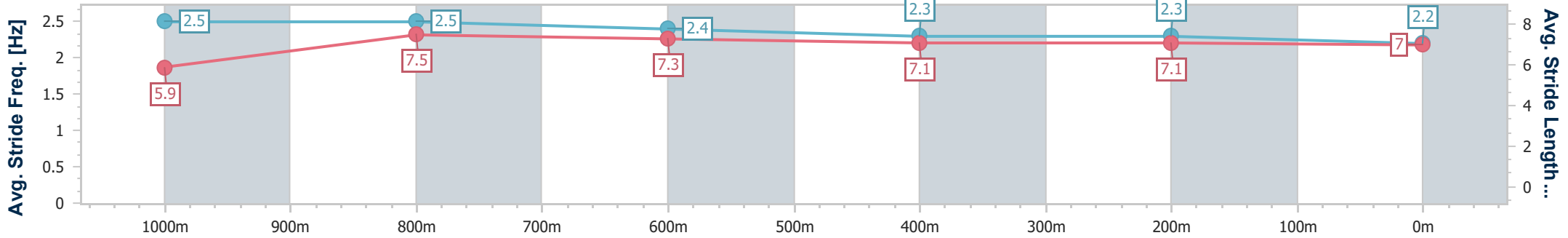
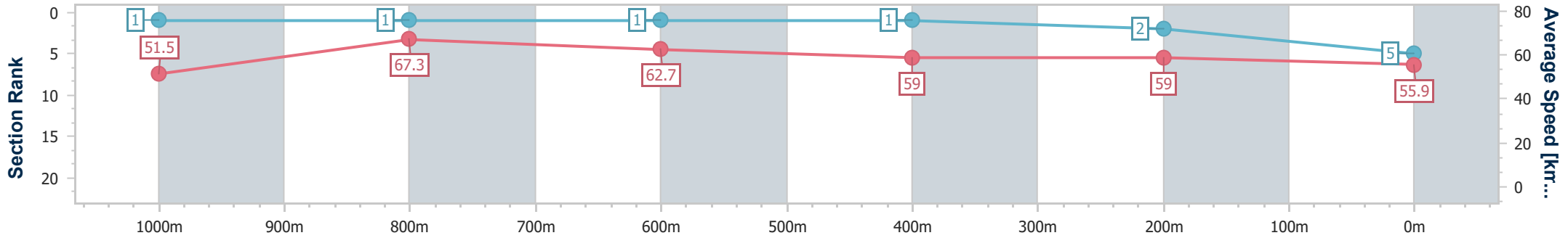


Ipswich QLD Professional  
 Race 3: RAY WHITE IPSWICH QTIS Three-Year-Old Maiden  
 Handicap - 1200m  
 05 July 2024 - 13:18



Track Rating: Soft 7, Weather: Fine, Rail Position: +4m Entire

Section	Overall	1000m	800m	600m	400m	200m
Section Times	1:13.40 [5] (0:13.99)	0:59.41 [1] (0:10.74)	0:48.67 [1] (0:11.47)	0:37.20 [1] (0:12.15)	0:25.05 [1] (0:12.19)	0:12.86 [2] (0:12.86)
Average Speed [km/h]	51.5	67.3	62.7	59.0	59.0	55.9
Top Speed [km/h]	68.1	68.5	65.4	60.7	59.5	57.9
Avg. Dist. to Rail [m]	7.8	2.6	0.3	0.7	0.9	1.2
Avg. Stride Freq. [Hz]	2.5	2.5	2.4	2.3	2.3	2.2
Avg. Stride Length [m]	5.9	7.5	7.3	7.1	7.1	7.0



- [ ] Ranking at each section and finish
- .-.- No data available at this section
- NA No data available



Horse/Jockey Name	Optimus Maximus
Final Rank	6
Fastest Section Time (Section)	0:10.90 (1000m)
Top Speed [km/h] (Section)	67.0 (1000m)
Race State	Finished

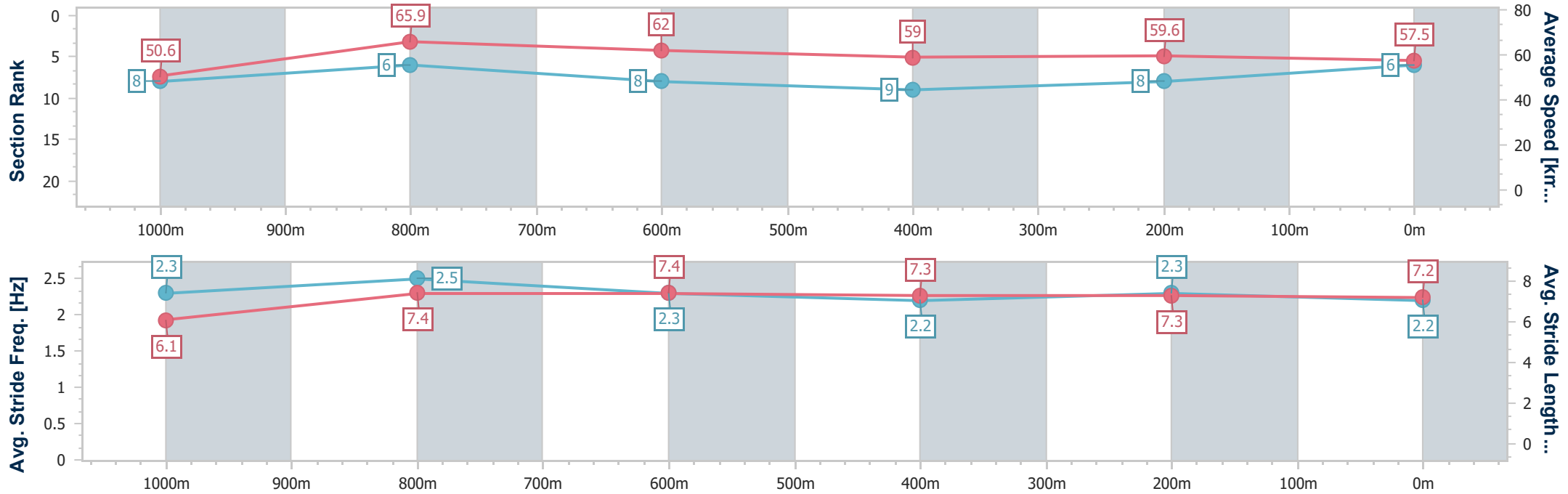


Ipswich QLD Professional  
 Race 3: RAY WHITE IPSWICH QTIS Three-Year-Old Maiden Handicap - 1200m  
 05 July 2024 - 13:18



Track Rating: Soft 7, Weather: Fine, Rail Position: +4m Entire

Section	Overall	1000m	800m	600m	400m	200m
Section Times	1:13.48 [6] (0:14.31)	0:59.17 [8] (0:10.90)	0:48.27 [6] (0:11.58)	0:36.69 [8] (0:12.11)	0:24.58 [9] (0:12.05)	0:12.53 [8] (0:12.53)
Average Speed [km/h]	50.6	65.9	62.0	59.0	59.6	57.5
Top Speed [km/h]	67.0	67.0	64.0	60.2	60.5	59.5
Avg. Dist. to Rail [m]	1.6	0.4	0.8	1.2	0.8	1.1
Avg. Stride Freq. [Hz]	2.3	2.5	2.3	2.2	2.3	2.2
Avg. Stride Length [m]	6.1	7.4	7.4	7.3	7.3	7.2



- [ ] Ranking at each section and finish
- .-.- No data available at this section
- NA No data available



Horse/Jockey Name	Dream Step
Final Rank	7
Fastest Section Time (Section)	0:11.02 (1000m)
Top Speed [km/h] (Section)	67.1 (Overall)
Race State	Finished

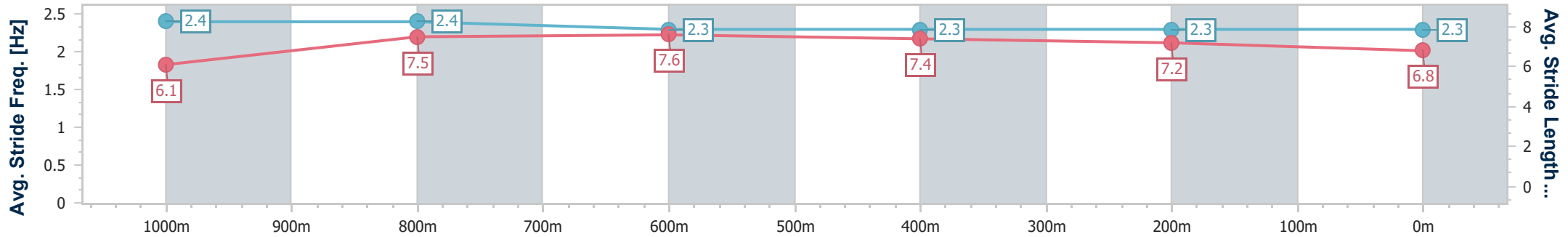
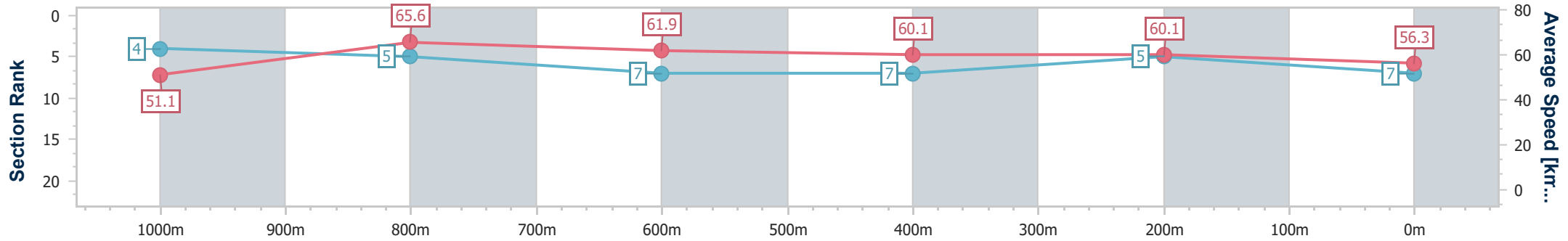


Ipswich QLD Professional  
 Race 3: RAY WHITE IPSWICH QTIS Three-Year-Old Maiden Handicap - 1200m  
 05 July 2024 - 13:18



Track Rating: Soft 7, Weather: Fine, Rail Position: +4m Entire

Section	Overall	1000m	800m	600m	400m	200m
Section Times	1:13.56 [7] (0:14.10)	0:59.46 [4] (0:11.02)	0:48.44 [5] (0:11.62)	0:36.82 [7] (0:12.02)	0:24.80 [7] (0:12.03)	0:12.77 [5] (0:12.77)
Average Speed [km/h]	51.1	65.6	61.9	60.1	60.1	56.3
Top Speed [km/h]	67.1	66.9	63.6	61.0	60.5	59.3
Avg. Dist. to Rail [m]	4.6	1.5	0.7	0.7	2.1	4.6
Avg. Stride Freq. [Hz]	2.4	2.4	2.3	2.3	2.3	2.3
Avg. Stride Length [m]	6.1	7.5	7.6	7.4	7.2	6.8



- [ ] Ranking at each section and finish
- .-.- No data available at this section
- NA No data available



Horse/Jockey Name	Like Smoke
Final Rank	8
Fastest Section Time (Section)	0:11.00 (1000m)
Top Speed [km/h] (Section)	67.0 (1000m)
Race State	Finished

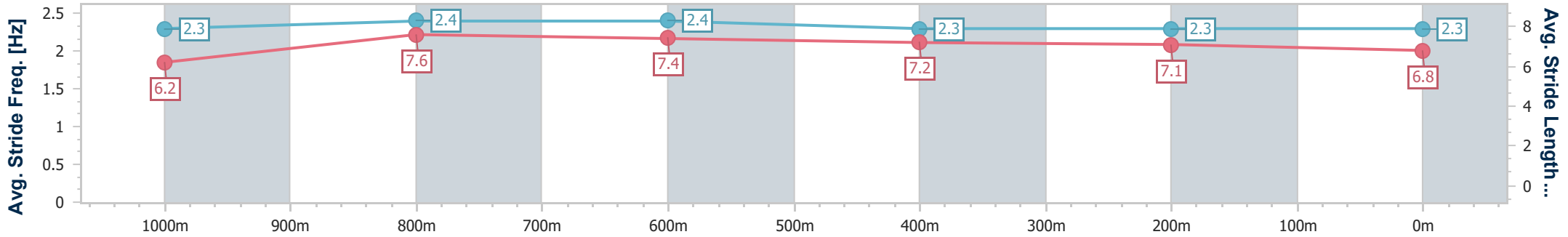
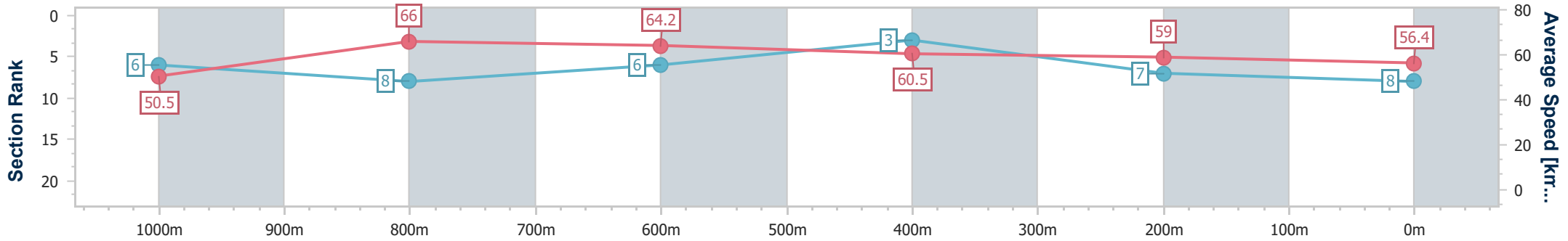


Ipswich QLD Professional  
 Race 3: RAY WHITE IPSWICH QTIS Three-Year-Old Maiden Handicap - 1200m  
 05 July 2024 - 13:18



Track Rating: Soft 7, Weather: Fine, Rail Position: +4m Entire

Section	Overall	1000m	800m	600m	400m	200m
Section Times	1:13.58 [8] (0:14.26)	0:59.32 [6] (0:11.00)	0:48.32 [8] (0:11.32)	0:37.00 [6] (0:11.97)	0:25.03 [3] (0:12.27)	0:12.76 [7] (0:12.76)
Average Speed [km/h]	50.5	66.0	64.2	60.5	59.0	56.4
Top Speed [km/h]	66.2	67.0	65.3	62.0	60.0	58.5
Avg. Dist. to Rail [m]	11.3	4.7	2.3	1.4	3.4	6.3
Avg. Stride Freq. [Hz]	2.3	2.4	2.4	2.3	2.3	2.3
Avg. Stride Length [m]	6.2	7.6	7.4	7.2	7.1	6.8



- [ ] Ranking at each section and finish
- .-.- No data available at this section
- NA No data available



Horse/Jockey Name	Pacified
Final Rank	9
Fastest Section Time (Section)	0:10.83 (1000m)
Top Speed [km/h] (Section)	67.7 (1000m)
Race State	Finished

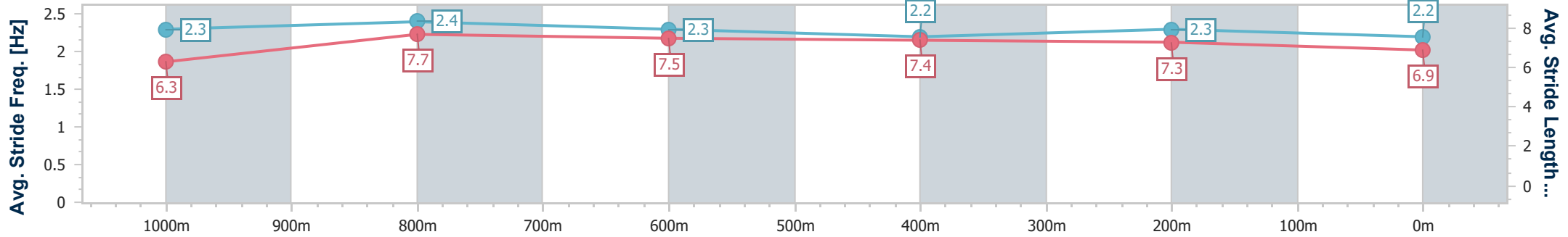
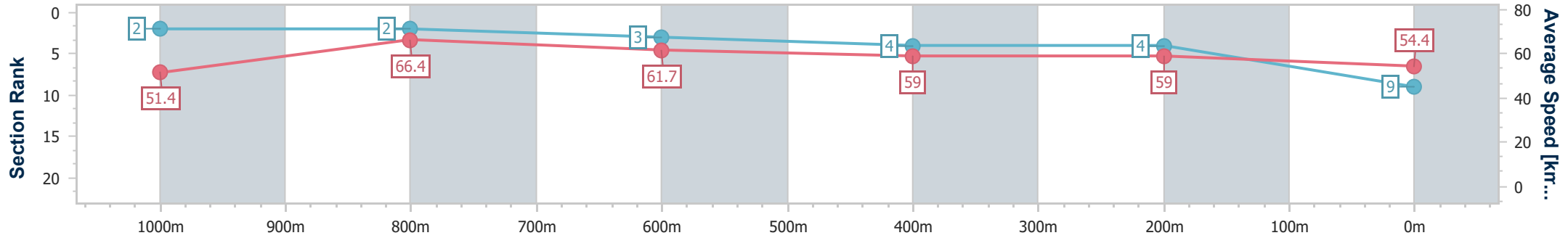


Ipswich QLD Professional  
 Race 3: RAY WHITE IPSWICH QTIS Three-Year-Old Maiden  
 Handicap - 1200m  
 05 July 2024 - 13:18



Track Rating: Soft 7, Weather: Fine, Rail Position: +4m Entire

Section	Overall	1000m	800m	600m	400m	200m
Section Times	1:13.96 [9] (0:14.01)	0:59.95 [2] (0:10.83)	0:49.12 [2] (0:11.61)	0:37.51 [3] (0:12.10)	0:25.41 [4] (0:12.14)	0:13.27 [4] (0:13.27)
Average Speed [km/h]	51.4	66.4	61.7	59.0	59.0	54.4
Top Speed [km/h]	67.5	67.7	64.1	60.3	60.2	57.5
Avg. Dist. to Rail [m]	3.2	0.5	1.1	1.4	1.0	0.6
Avg. Stride Freq. [Hz]	2.3	2.4	2.3	2.2	2.3	2.2
Avg. Stride Length [m]	6.3	7.7	7.5	7.4	7.3	6.9



- [ ] Ranking at each section and finish
- .-.- No data available at this section
- NA No data available



Horse/Jockey Name	Tonatiuh
Final Rank	10
Fastest Section Time (Section)	0:10.99 (1000m)
Top Speed [km/h] (Section)	66.4 (1000m)
Race State	Finished

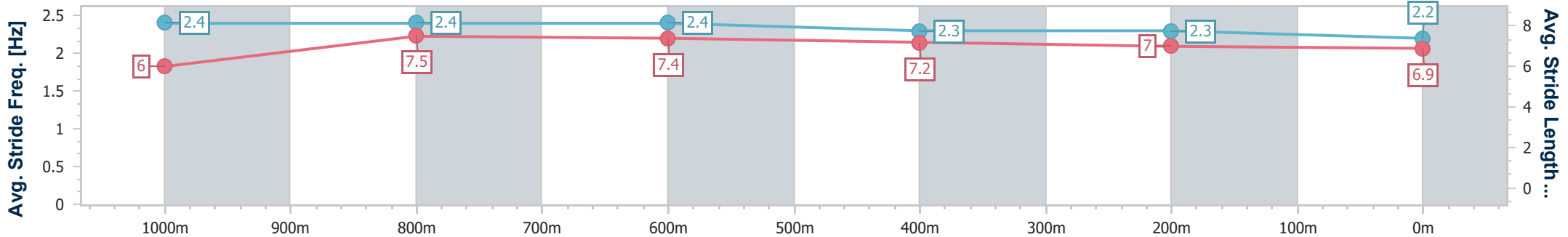
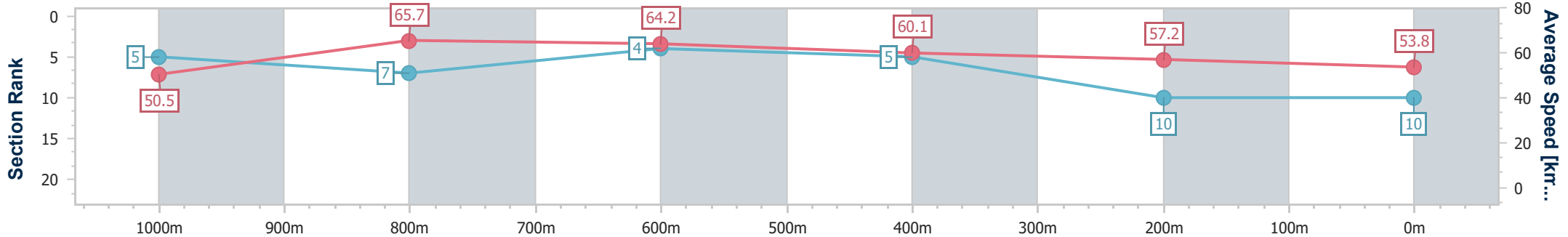


Ipswich QLD Professional  
 Race 3: RAY WHITE IPSWICH QTIS Three-Year-Old Maiden Handicap - 1200m  
 05 July 2024 - 13:18



Track Rating: Soft 7, Weather: Fine, Rail Position: +4m Entire

Section	Overall	1000m	800m	600m	400m	200m
Section Times	1:14.55 [10] (0:14.26)	1:00.29 [5] (0:10.99)	0:49.30 [7] (0:11.29)	0:38.01 [4] (0:12.02)	0:25.99 [5] (0:12.65)	0:13.34 [10] (0:13.34)
Average Speed [km/h]	50.5	65.7	64.2	60.1	57.2	53.8
Top Speed [km/h]	65.6	66.4	65.1	61.8	58.8	55.9
Avg. Dist. to Rail [m]	6.9	2.4	1.2	0.7	2.7	6.4
Avg. Stride Freq. [Hz]	2.4	2.4	2.4	2.3	2.3	2.2
Avg. Stride Length [m]	6.0	7.5	7.4	7.2	7.0	6.9



- [ ] Ranking at each section and finish
- .-.- No data available at this section
- NA No data available

# Ipswich QLD Professional

## Race 4: SCHWEPPE Class 5 Handicap - 1200m

05 July 2024 - 13:58

Track Rating: Soft 7, Weather: Fine, Rail Position: +4m Entire

Section												Last 600m		
Field Times		Overall	1000m	800m	600m	400m	200m						0:35.34	
		1:12.36 (0:13.97)	0:58.39 (0:11.41)	0:46.98 (0:11.64)	0:35.34 (0:11.93)	0:23.41 (0:11.66)	0:11.75 (0:11.75)							
Rank	TAB	Horse/Jockey	Barrier	Top Speed [km/h]	Fastest Section							Margin	Distance Travelled [m]	
1	7	<b>ADDRIEL</b> Damien Thornton	2	65.1 400m	0:11.42 1000m	1:12.36 [1] (0:14.16)	0:58.20 [3] (0:11.42)	0:46.78 [4] (0:11.66)	0:35.12 [3] (0:11.93)	0:23.19 [4] (0:11.49)	0:11.70 [2] (0:11.70)	1:12.36	0:35.12	
2	9	<b>SISTINE EXPLORER</b> Sean Cormack	1	66.3 Overall	0:11.41 1000m	1:12.54 [2] (0:13.97)	0:58.57 [1] (0:11.41)	0:47.16 [1] (0:11.64)	0:35.52 [1] (0:11.93)	0:23.59 [1] (0:11.66)	0:11.93 [1] (0:11.93)	1.04L	0:35.52	+1
3	1	<b>ZUMA CALIFORNIA</b> Boris Thornton	7	64.6 Overall	0:11.51 1000m	1:12.91 [3] (0:13.97)	0:58.94 [2] (0:11.51)	0:47.43 [3] (0:11.77)	0:35.66 [4] (0:11.84)	0:23.82 [3] (0:11.71)	0:12.11 [4] (0:12.11)	3.22L	0:35.66	+5
4	10	<b>CHILLIWACK</b> Angela Jones	12	65.8 1000m	0:11.24 1000m	1:12.93 [4] (0:14.17)	0:58.76 [4] (0:11.24)	0:47.52 [2] (0:11.62)	0:35.90 [2] (0:12.01)	0:23.89 [2] (0:11.75)	0:12.14 [3] (0:12.14)	3.35L	0:35.90	+4
5	5	<b>FIGHTING IDOL</b> Justin Stanley	10	64.7 1000m	0:11.47 1000m	1:13.08 [5] (0:14.73)	0:58.35 [9] (0:11.47)	0:46.88 [9] (0:11.53)	0:35.35 [9] (0:11.97)	0:23.38 [9] (0:11.54)	0:11.84 [6] (0:11.84)	4.24L	0:35.35	+0
6	4	<b>LAST CHANCE SALOON</b> Michael Rodd	8	65.0 200m	0:11.51 1000m	1:13.33 [6] (0:14.68)	0:58.65 [8] (0:11.51)	0:47.14 [8] (0:11.67)	0:35.47 [10] (0:12.02)	0:23.45 [10] (0:11.64)	0:11.81 [10] (0:11.81)	5.67L	0:35.47	+8
7	2	<b>MICRO</b> Michael Cahill	11	65.4 1000m	0:11.20 1000m	1:13.37 [7] (0:15.03)	0:58.34 [10] (0:11.20)	0:47.14 [10] (0:11.43)	0:35.71 [8] (0:11.84)	0:23.87 [7] (0:11.80)	0:12.07 [7] (0:12.07)	5.95L	0:35.71	+7
8	11	<b>PIANIST</b> Micheal Hellyer	4	66.4 Overall	0:11.43 1000m	1:13.41 [8] (0:14.40)	0:59.01 [7] (0:11.43)	0:47.58 [6] (0:11.65)	0:35.93 [6] (0:11.90)	0:24.03 [5] (0:11.71)	0:12.32 [5] (0:12.32)	6.18L	0:35.93	+1
9	12	<b>ANNAKURI</b> Karl Zechner	5	65.9 1000m	0:11.33 1000m	1:13.42 [9] (0:14.36)	0:59.06 [5] (0:11.33)	0:47.73 [5] (0:11.75)	0:35.98 [5] (0:11.98)	0:24.00 [6] (0:11.99)	0:12.01 [8] (0:12.01)	6.25L	0:35.98	+4
10	3	<b>AIR MARSHAL</b> Nikita Beriman	6	65.8 Overall	0:11.49 1000m	1:13.67 [10] (0:14.36)	0:59.31 [6] (0:11.49)	0:47.82 [7] (0:11.78)	0:36.04 [7] (0:12.02)	0:24.02 [8] (0:11.84)	0:12.18 [9] (0:12.18)	7.68L	0:36.04	+5

Scratched: Thankful Heart (#6), Drop The Mic (#8)





Horse/Jockey Name	Addriel
Final Rank	1
Fastest Section Time (Section)	0:11.42 (1000m)
Top Speed [km/h] (Section)	65.1 (400m)
Race State	Finished



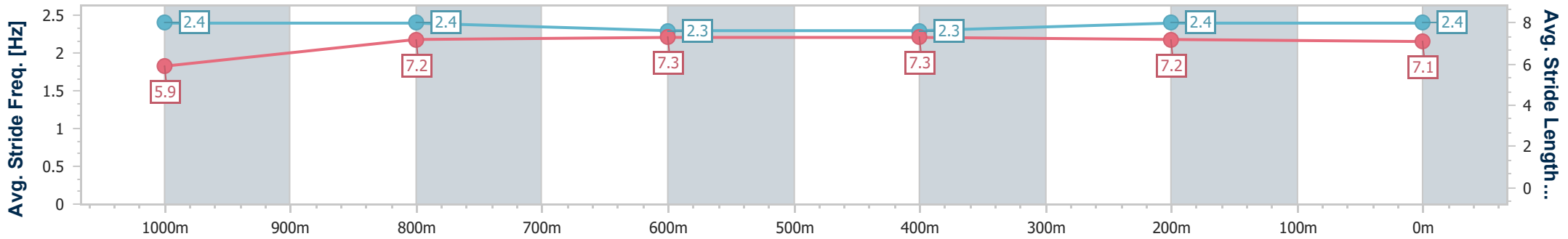
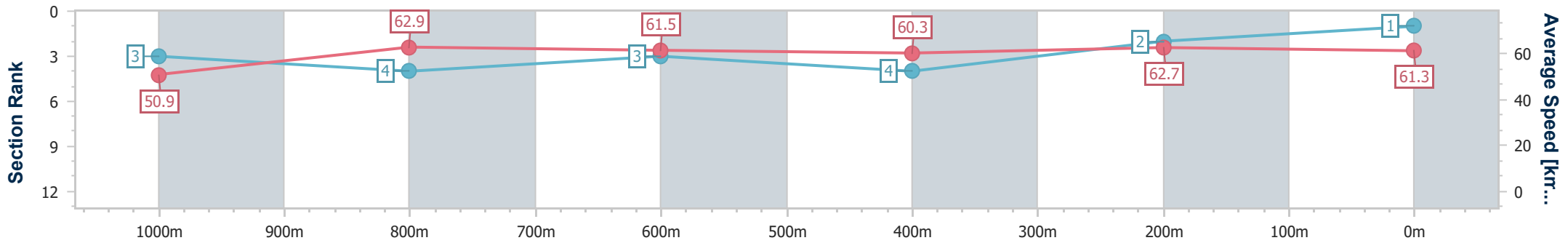
Ipswich QLD Professional  
Race 4: SCHWEPPE'S Class 5 Handicap - 1200m



05 July 2024 - 13:58

Track Rating: Soft 7, Weather: Fine, Rail Position: +4m Entire

Section	Overall	1000m	800m	600m	400m	200m
Section Times	1:12.36 [1] (0:14.16)	0:58.20 [3] (0:11.42)	0:46.78 [4] (0:11.66)	0:35.12 [3] (0:11.93)	0:23.19 [4] (0:11.49)	0:11.70 [2] (0:11.70)
Average Speed [km/h]	50.9	62.9	61.5	60.3	62.7	61.3
Top Speed [km/h]	64.6	64.2	63.2	61.0	65.1	65.0
Avg. Dist. to Rail [m]	2.7	0.6	0.7	0.4	1.5	3.2
Avg. Stride Freq. [Hz]	2.4	2.4	2.3	2.3	2.4	2.4
Avg. Stride Length [m]	5.9	7.2	7.3	7.3	7.2	7.1



- [ ] Ranking at each section and finish
- .-.- No data available at this section
- NA No data available



Horse/Jockey Name	Sistine Explorer
Final Rank	2
Fastest Section Time (Section)	0:11.41 (1000m)
Top Speed [km/h] (Section)	66.3 (Overall)
Race State	Finished



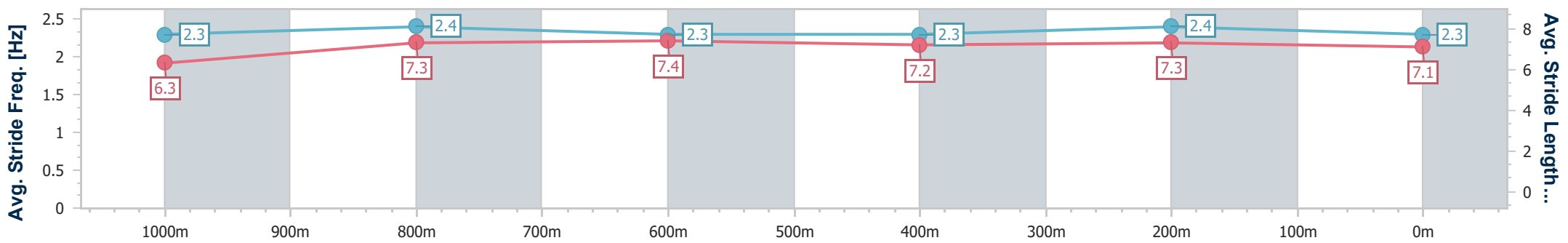
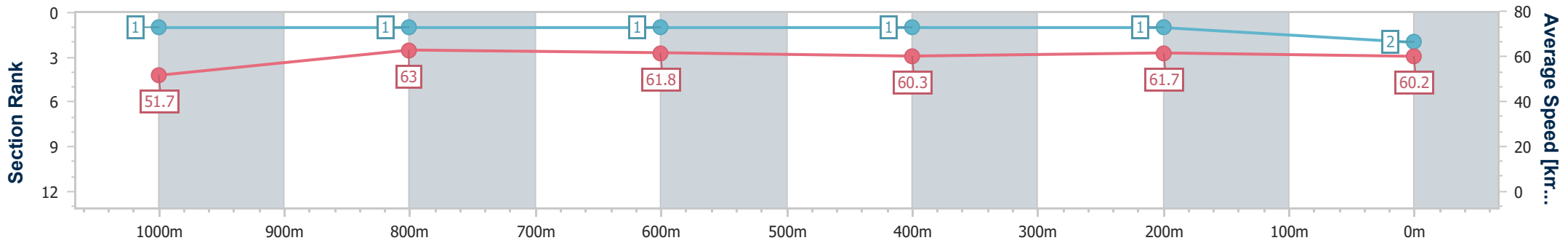
Ipswich QLD Professional  
Race 4: SCHWEPES Class 5 Handicap - 1200m



05 July 2024 - 13:58

Track Rating: Soft 7, Weather: Fine, Rail Position: +4m Entire

Section	Overall	1000m	800m	600m	400m	200m
Section Times	1:12.54 [2] (0:13.97)	0:58.57 [1] (0:11.41)	0:47.16 [1] (0:11.64)	0:35.52 [1] (0:11.93)	0:23.59 [1] (0:11.66)	0:11.93 [1] (0:11.93)
Average Speed [km/h]	51.7	63.0	61.8	60.3	61.7	60.2
Top Speed [km/h]	66.3	66.3	63.2	60.9	62.9	61.8
Avg. Dist. to Rail [m]	1.4	0.3	0.3	0.6	1.5	3.4
Avg. Stride Freq. [Hz]	2.3	2.4	2.3	2.3	2.4	2.3
Avg. Stride Length [m]	6.3	7.3	7.4	7.2	7.3	7.1



- [ ] Ranking at each section and finish
- .-.-.- No data available at this section
- NA No data available



Horse/Jockey Name	Zuma California
Final Rank	3
Fastest Section Time (Section)	0:11.51 (1000m)
Top Speed [km/h] (Section)	64.6 (Overall)
Race State	Finished



### Ipswich QLD Professional

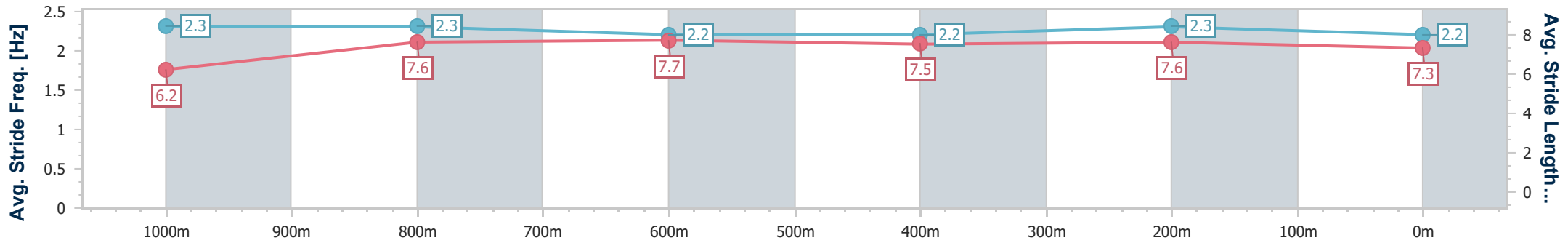
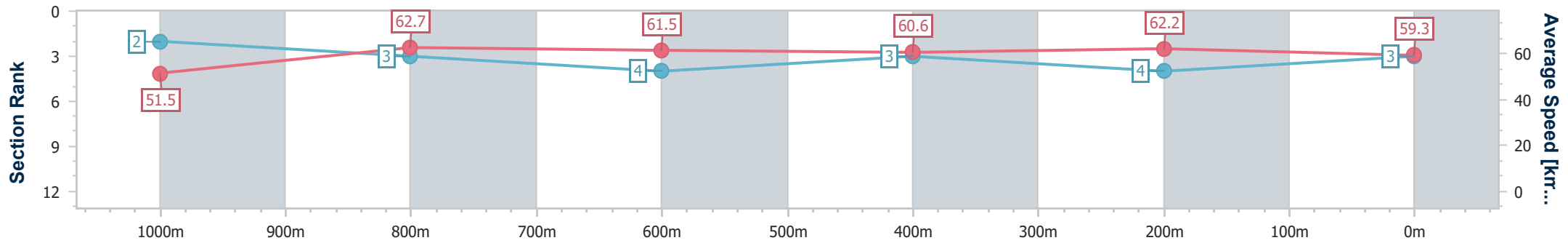
Race 4: SCHWEPPE Class 5 Handicap - 1200m

05 July 2024 - 13:58



Track Rating: Soft 7, Weather: Fine, Rail Position: +4m Entire

Section	Overall	1000m	800m	600m	400m	200m
Section Times	1:12.91 [3] (0:13.97)	0:58.94 [2] (0:11.51)	0:47.43 [3] (0:11.77)	0:35.66 [4] (0:11.84)	0:23.82 [3] (0:11.71)	0:12.11 [4] (0:12.11)
Average Speed [km/h]	51.5	62.7	61.5	60.6	62.2	59.3
Top Speed [km/h]	64.6	64.0	62.5	62.0	62.5	61.6
Avg. Dist. to Rail [m]	5.5	1.9	0.6	0.6	2.7	5.5
Avg. Stride Freq. [Hz]	2.3	2.3	2.2	2.2	2.3	2.2
Avg. Stride Length [m]	6.2	7.6	7.7	7.5	7.6	7.3



- [ ] Ranking at each section and finish
- .-.- No data available at this section
- NA No data available



Horse/Jockey Name	Chilliwack
Final Rank	4
Fastest Section Time (Section)	0:11.24 (1000m)
Top Speed [km/h] (Section)	65.8 (1000m)
Race State	Finished

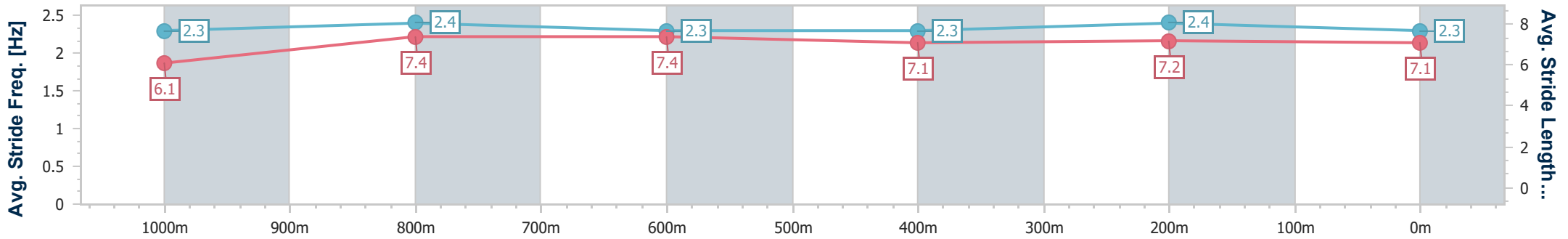
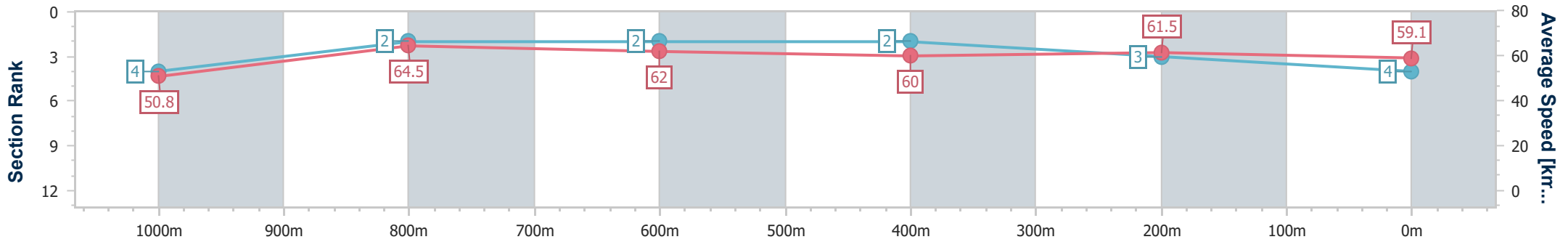


Ipswich QLD Professional  
Race 4: SCHWEPPE'S Class 5 Handicap - 1200m



05 July 2024 - 13:58  
Track Rating: Soft 7, Weather: Fine, Rail Position: +4m Entire

Section	Overall	1000m	800m	600m	400m	200m
Section Times	1:12.93 [4] (0:14.17)	0:58.76 [4] (0:11.24)	0:47.52 [2] (0:11.62)	0:35.90 [2] (0:12.01)	0:23.89 [2] (0:11.75)	0:12.14 [3] (0:12.14)
Average Speed [km/h]	50.8	64.5	62.0	60.0	61.5	59.1
Top Speed [km/h]	65.8	65.8	64.6	61.3	63.4	62.3
Avg. Dist. to Rail [m]	7.8	2.2	0.5	0.2	2.2	4.8
Avg. Stride Freq. [Hz]	2.3	2.4	2.3	2.3	2.4	2.3
Avg. Stride Length [m]	6.1	7.4	7.4	7.1	7.2	7.1



- [ ] Ranking at each section and finish
- .-.- No data available at this section
- NA No data available



Horse/Jockey Name	Fighting Idol
Final Rank	5
Fastest Section Time (Section)	0:11.47 (1000m)
Top Speed [km/h] (Section)	64.7 (1000m)
Race State	Finished



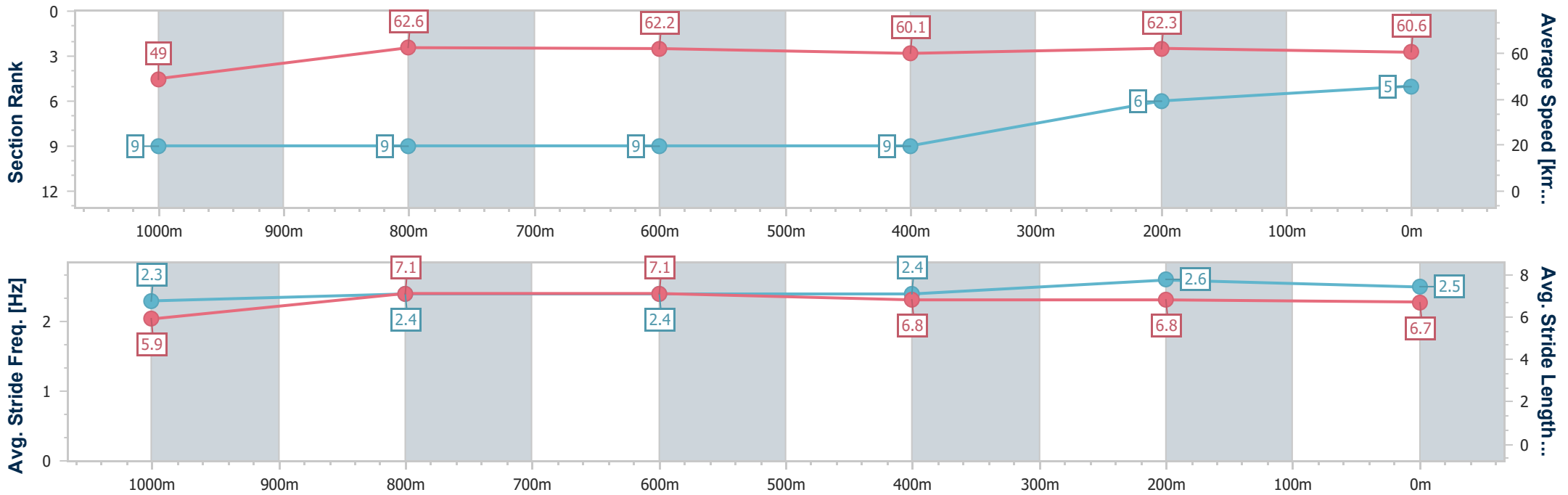
Ipswich QLD Professional  
Race 4: SCHWEPPE'S Class 5 Handicap - 1200m



05 July 2024 - 13:58

Track Rating: Soft 7, Weather: Fine, Rail Position: +4m Entire

Section	Overall	1000m	800m	600m	400m	200m
Section Times	1:13.08 [5] (0:14.73)	0:58.35 [9] (0:11.47)	0:46.88 [9] (0:11.53)	0:35.35 [9] (0:11.97)	0:23.38 [9] (0:11.54)	0:11.84 [6] (0:11.84)
Average Speed [km/h]	49.0	62.6	62.2	60.1	62.3	60.6
Top Speed [km/h]	64.4	64.7	63.4	61.9	62.9	63.0
Avg. Dist. to Rail [m]	5.5	0.1	0.9	0.7	0.7	0.7
Avg. Stride Freq. [Hz]	2.3	2.4	2.4	2.4	2.6	2.5
Avg. Stride Length [m]	5.9	7.1	7.1	6.8	6.8	6.7



- [ ] Ranking at each section and finish
- .-.- No data available at this section
- NA No data available



Horse/Jockey Name	Last Chance Saloon
Final Rank	6
Fastest Section Time (Section)	0:11.51 (1000m)
Top Speed [km/h] (Section)	65.0 (200m)
Race State	Finished



### Ipswich QLD Professional

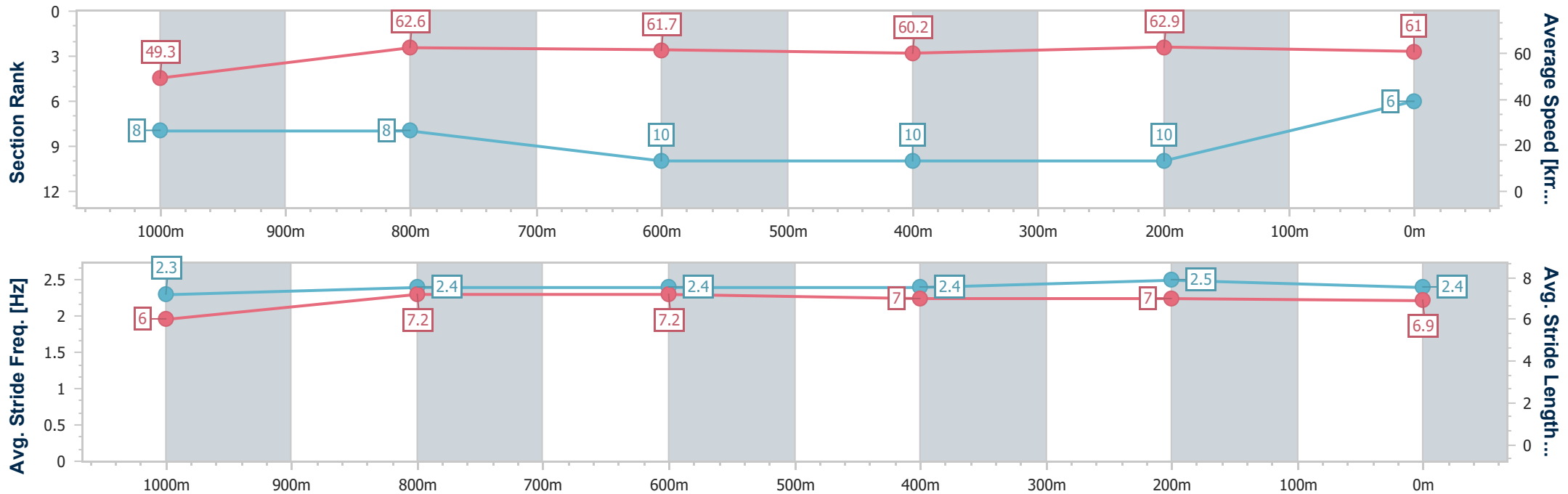
Race 4: SCHWEPPE'S Class 5 Handicap - 1200m

05 July 2024 - 13:58



Track Rating: Soft 7, Weather: Fine, Rail Position: +4m Entire

Section	Overall	1000m	800m	600m	400m	200m
Section Times	1:13.33 [6] (0:14.68)	0:58.65 [8] (0:11.51)	0:47.14 [8] (0:11.67)	0:35.47 [10] (0:12.02)	0:23.45 [10] (0:11.64)	0:11.81 [10] (0:11.81)
Average Speed [km/h]	49.3	62.6	61.7	60.2	62.9	61.0
Top Speed [km/h]	63.7	64.0	62.6	62.6	65.0	65.0
Avg. Dist. to Rail [m]	5.9	0.5	0.2	1.2	5.8	7.8
Avg. Stride Freq. [Hz]	2.3	2.4	2.4	2.4	2.5	2.4
Avg. Stride Length [m]	6.0	7.2	7.2	7.0	7.0	6.9



- [ ] Ranking at each section and finish
- .-.- No data available at this section
- NA No data available



Horse/Jockey Name	Micro
Final Rank	7
Fastest Section Time (Section)	0:11.20 (1000m)
Top Speed [km/h] (Section)	65.4 (1000m)
Race State	Finished

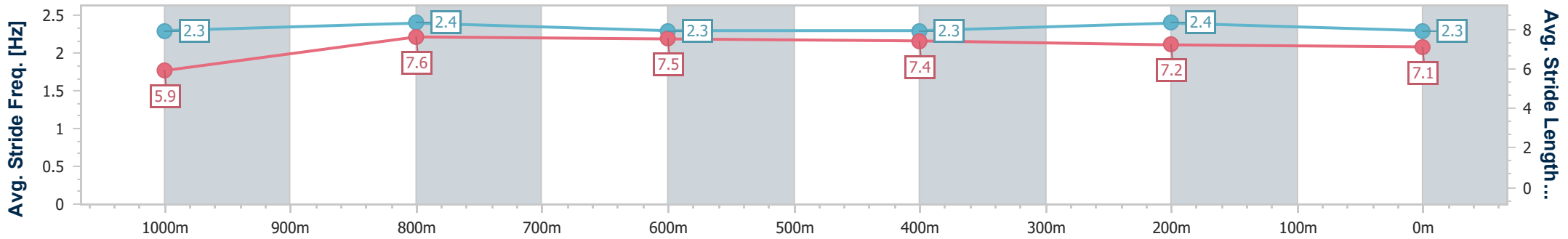
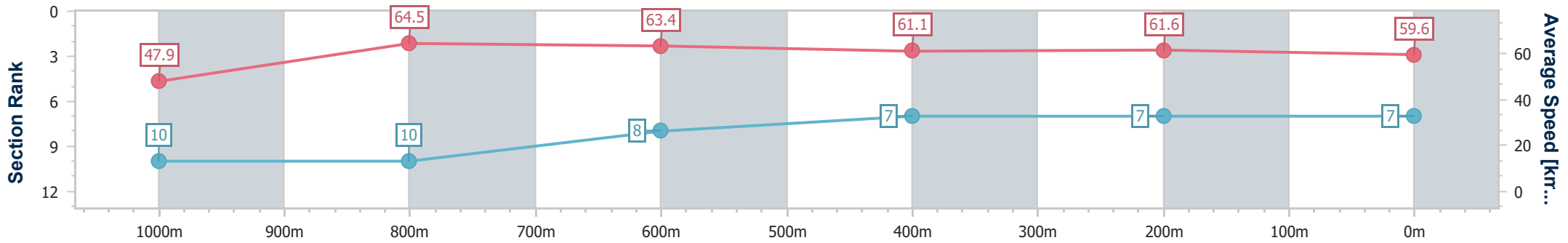


Ipswich QLD Professional  
Race 4: SCHWEPPE'S Class 5 Handicap - 1200m



05 July 2024 - 13:58  
Track Rating: Soft 7, Weather: Fine, Rail Position: +4m Entire

Section	Overall	1000m	800m	600m	400m	200m
Section Times	1:13.37 [7] (0:15.03)	0:58.34 [10] (0:11.20)	0:47.14 [10] (0:11.43)	0:35.71 [8] (0:11.84)	0:23.87 [7] (0:11.80)	0:12.07 [7] (0:12.07)
Average Speed [km/h]	47.9	64.5	63.4	61.1	61.6	59.6
Top Speed [km/h]	64.3	65.4	64.6	62.4	62.2	60.7
Avg. Dist. to Rail [m]	6.9	1.7	1.1	1.2	3.5	6.2
Avg. Stride Freq. [Hz]	2.3	2.4	2.3	2.3	2.4	2.3
Avg. Stride Length [m]	5.9	7.6	7.5	7.4	7.2	7.1



- [ ] Ranking at each section and finish
- .-.- No data available at this section
- NA No data available



Horse/Jockey Name	Pianist
Final Rank	8
Fastest Section Time (Section)	0:11.43 (1000m)
Top Speed [km/h] (Section)	66.4 (Overall)
Race State	Finished



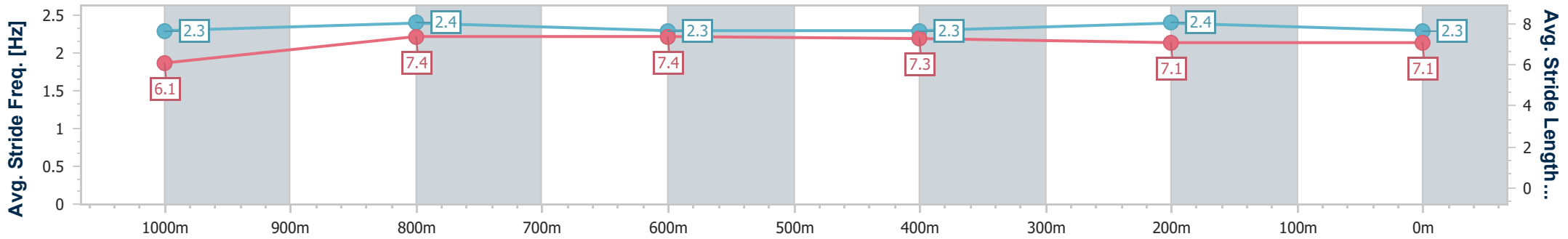
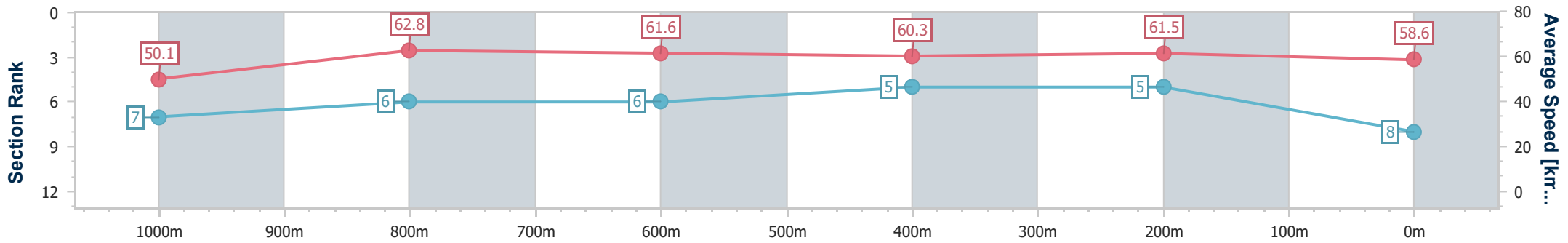
Ipswich QLD Professional  
Race 4: SCHWEPPE'S Class 5 Handicap - 1200m



05 July 2024 - 13:58

Track Rating: Soft 7, Weather: Fine, Rail Position: +4m Entire

Section	Overall	1000m	800m	600m	400m	200m
Section Times	1:13.41 [8] (0:14.40)	0:59.01 [7] (0:11.43)	0:47.58 [6] (0:11.65)	0:35.93 [6] (0:11.90)	0:24.03 [5] (0:11.71)	0:12.32 [5] (0:12.32)
Average Speed [km/h]	50.1	62.8	61.6	60.3	61.5	58.6
Top Speed [km/h]	66.4	65.6	62.1	61.2	61.9	61.4
Avg. Dist. to Rail [m]	3.0	0.3	0.6	0.4	0.9	3.2
Avg. Stride Freq. [Hz]	2.3	2.4	2.3	2.3	2.4	2.3
Avg. Stride Length [m]	6.1	7.4	7.4	7.3	7.1	7.1



- [ ] Ranking at each section and finish
- .-.- No data available at this section
- NA No data available





Horse/Jockey Name	Annakuri
Final Rank	9
Fastest Section Time (Section)	0:11.33 (1000m)
Top Speed [km/h] (Section)	65.9 (1000m)
Race State	Finished



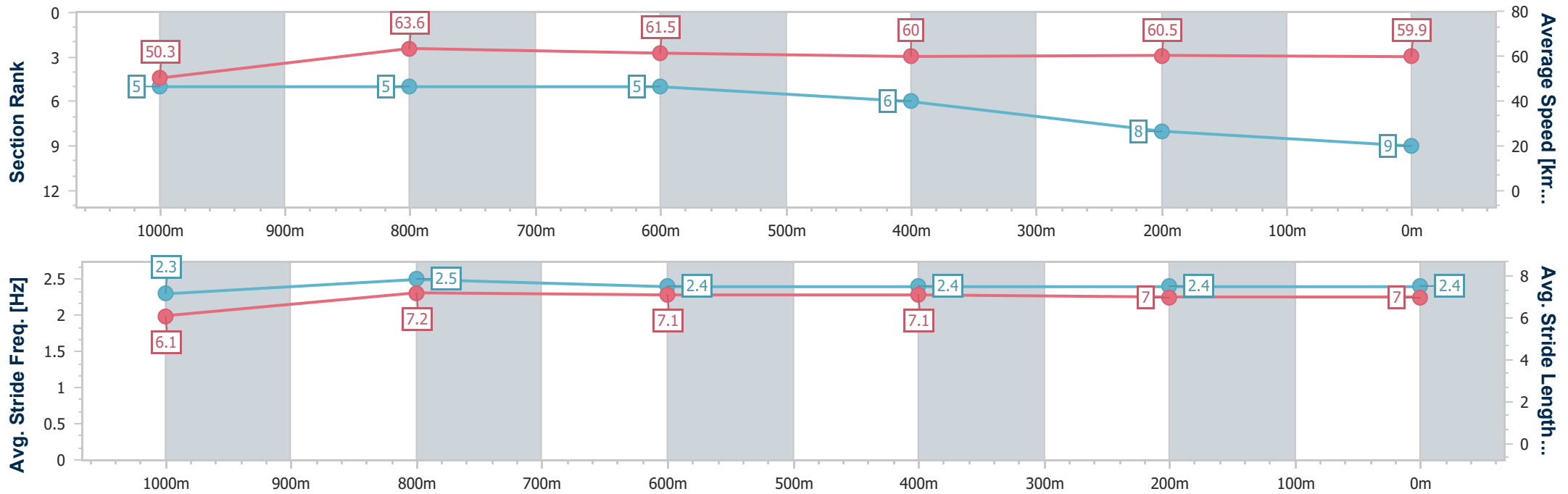
Ipswich QLD Professional  
Race 4: SCHWEPES Class 5 Handicap - 1200m



05 July 2024 - 13:58

Track Rating: Soft 7, Weather: Fine, Rail Position: +4m Entire

Section	Overall	1000m	800m	600m	400m	200m
Section Times	1:13.42 [9] (0:14.36)	0:59.06 [5] (0:11.33)	0:47.73 [5] (0:11.75)	0:35.98 [5] (0:11.98)	0:24.00 [6] (0:11.99)	0:12.01 [8] (0:12.01)
Average Speed [km/h]	50.3	63.6	61.5	60.0	60.5	59.9
Top Speed [km/h]	64.1	65.9	62.7	61.5	61.3	62.0
Avg. Dist. to Rail [m]	4.0	1.6	0.4	0.3	2.2	4.5
Avg. Stride Freq. [Hz]	2.3	2.5	2.4	2.4	2.4	2.4
Avg. Stride Length [m]	6.1	7.2	7.1	7.1	7.0	7.0



- [ ] Ranking at each section and finish
- .-.- No data available at this section
- NA No data available



Horse/Jockey Name	Air Marshal
Final Rank	10
Fastest Section Time (Section)	0:11.49 (1000m)
Top Speed [km/h] (Section)	65.8 (Overall)
Race State	Finished

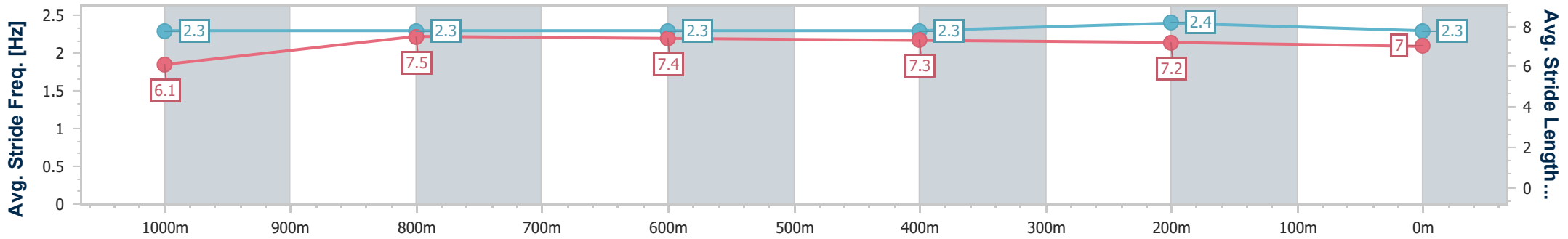
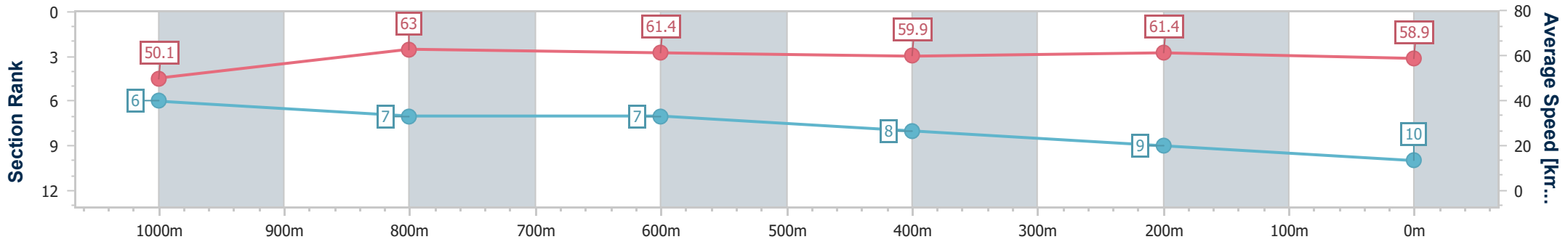


Ipswich QLD Professional  
Race 4: SCHWEPPE'S Class 5 Handicap - 1200m



05 July 2024 - 13:58  
Track Rating: Soft 7, Weather: Fine, Rail Position: +4m Entire

Section	Overall	1000m	800m	600m	400m	200m
Section Times	1:13.67 [10] (0:14.36)	0:59.31 [6] (0:11.49)	0:47.82 [7] (0:11.78)	0:36.04 [7] (0:12.02)	0:24.02 [8] (0:11.84)	0:12.18 [9] (0:12.18)
Average Speed [km/h]	50.1	63.0	61.4	59.9	61.4	58.9
Top Speed [km/h]	65.8	65.6	61.9	61.0	62.6	61.9
Avg. Dist. to Rail [m]	4.2	1.2	0.8	0.5	3.7	6.8
Avg. Stride Freq. [Hz]	2.3	2.3	2.3	2.3	2.4	2.3
Avg. Stride Length [m]	6.1	7.5	7.4	7.3	7.2	7.0



- [ ] Ranking at each section and finish
- .-.- No data available at this section
- NA No data available

Track Rating: Soft 7, Weather: Fine, Rail Position: +4m Entire

Section		Field Times										Last 600m	
		Overall	1200m	1000m	800m	600m	400m					0:35.95	
		(0:11.63)	(0:11.67)	(0:12.56)	(0:12.59)	(0:12.27)	(0:11.72)						
Rank	TAB	Horse/Jockey	Barrier	Top Speed [km/h]	Fastest Section							Distance Travelled [m]	
1	7	<b>MAJESTIC TEAKO</b>	11	63.7	0:11.64	1:24.40 [1]	1:12.76 [2]	1:01.10 [1]	0:48.54 [1]	0:35.95 [1]	0:23.68 [1]	0:35.95	
		Rikki Jamieson		1200m	Overall	(0:11.64)	(0:11.66)	(0:12.56)	(0:12.59)	(0:12.27)	(0:11.72)		
2	2	<b>BRING ME SAKI</b>	10	63.0	0:11.63	1:24.47 [2]	1:12.84 [1]	1:00.99 [2]	0:48.30 [2]	0:35.90 [2]	0:23.66 [2]	0:35.90	+3
		Dale Smith		Overall	Overall	(0:11.63)	(0:11.85)	(0:12.69)	(0:12.40)	(0:12.24)	(0:11.76)		
3	12	<b>MISS PALLADIUM</b>	8	62.3	0:11.74	1:24.91 [3]	1:13.17 [3]	1:01.16 [3]	0:48.64 [3]	0:36.07 [3]	0:23.80 [3]	0:36.07	+0
		Kyle Wilson-Taylor		400m	Overall	(0:11.74)	(0:12.01)	(0:12.52)	(0:12.57)	(0:12.27)	(0:11.88)		
4	1	<b>PICKAXE</b>	1	62.1	0:11.83	1:25.10 [4]	1:13.16 [5]	1:01.04 [5]	0:48.48 [5]	0:36.06 [5]	0:23.76 [4]	0:36.06	-1
		Cody Collis		400m	200m	(0:11.94)	(0:12.12)	(0:12.56)	(0:12.42)	(0:12.30)	(0:11.93)		
5	5	<b>STROMA ASTER</b>	3	62.0	0:11.81	1:25.63 [5]	1:13.16 [12]	1:01.03 [11]	0:48.46 [11]	0:36.07 [9]	0:23.73 [10]	0:36.07	-1
		Marnu Potgieter		200m	200m	(0:12.47)	(0:12.13)	(0:12.57)	(0:12.39)	(0:12.34)	(0:11.92)		
6	8	<b>THE VOCALIST</b>	7	60.9	0:12.01	1:25.72 [6]	1:13.55 [8]	1:01.54 [7]	0:48.93 [7]	0:36.38 [8]	0:24.29 [6]	0:36.38	+9
		Micheal Hellyer		1200m	1200m	(0:12.17)	(0:12.01)	(0:12.61)	(0:12.55)	(0:12.09)	(0:12.21)		
7	13	<b>ARIK LAD</b>	2	61.0	0:12.05	1:25.74 [7]	1:13.49 [9]	1:01.41 [8]	0:48.84 [8]	0:36.43 [7]	0:24.18 [7]	0:36.43	-1
		Nozi Tomizawa		400m	400m	(0:12.25)	(0:12.08)	(0:12.57)	(0:12.41)	(0:12.25)	(0:12.05)		
8	10	<b>JENNY'S ROSE</b>	4	62.3	0:11.70	1:25.84 [8]	1:13.55 [10]	1:01.42 [9]	0:48.80 [9]	0:36.20 [11]	0:23.83 [12]	0:36.20	+4
		Angela Jones		200m	200m	(0:12.29)	(0:12.13)	(0:12.62)	(0:12.60)	(0:12.37)	(0:12.13)		
9	11	<b>CHASING POINT</b>	9	61.4	0:11.76	1:26.14 [9]	1:14.38 [4]	1:02.37 [4]	0:49.67 [4]	0:37.18 [4]	0:24.79 [5]	0:37.18	+5
		Damien Thornton		Overall	Overall	(0:11.76)	(0:12.01)	(0:12.70)	(0:12.49)	(0:12.39)	(0:12.38)		
10	14	<b>BEAU MONDE</b>	12	61.3	0:12.07	1:26.20 [10]	1:13.87 [11]	1:01.46 [12]	0:48.99 [12]	0:36.38 [12]	0:24.24 [11]	0:36.38	+3
		Noriyuki Masuda		600m	400m	(0:12.33)	(0:12.41)	(0:12.47)	(0:12.61)	(0:12.14)	(0:12.07)		

Scratched: Mystic Mac (#3), Explicable (#6), Better Than Anyone (#15), Express Payment (#4)



Ipswich QLD Professional  
 Race 5: TAB Maiden Handicap - 1350m  
 05 July 2024 - 14:34



Track Rating: Soft 7, Weather: Fine, Rail Position: +4m Entire

Section	Overall	1200m	1000m	800m	600m	400m	Last 600m
Field Times	1:24.40 (0:11.63)	1:12.77 (0:11.67)	1:01.10 (0:12.56)	0:48.54 (0:12.59)	0:35.95 (0:12.27)	0:23.68 (0:11.72)	0:35.95

Rank	TAB	Horse/Jockey	Barrier	Top Speed [km/h]	Fastest Section	Overall	1200m	1000m	800m	600m	400m	Last 600m	Distance Travelled [m]
11	16	LUCIFER THE CAT Karl Zechner	15	61.1 Overall	0:12.10 Overall	1:26.49 [11] (0:12.10)	1:14.39 [7] (0:12.45)	1:01.94 [10] (0:12.61)	0:49.33 [10] (0:12.46)	0:36.87 [10] (0:12.12)	0:24.75 [9] (0:12.21)	0:36.87	+9
12	9	ANIMAL OF WAR Madeleine Wishart	6	60.0 1200m	0:11.99 Overall	1:26.81 [12] (0:11.99)	1:14.82 [6] (0:12.13)	1:02.69 [6] (0:12.61)	0:50.08 [6] (0:12.51)	0:37.57 [6] (0:12.39)	0:25.18 [8] (0:12.43)	0:37.57	+5

Scratched: Mystic Mac (#3), Explicable (#6), Better Than Anyone (#15), Express Payment (#4)

Track Rating: Soft 7, Weather: Fine, Rail Position: +4m Entire

Section				200m				Last 600m	
Field Times				0:11.96 (0:11.96)				0:35.95	
Rank	TAB	Horse/Jockey	Barrier	Top Speed [km/h]	Fastest Section	Margin			Distance Travelled [m]
1	7	<b>MAJESTIC TEAKO</b> Rikki Jamieson	11	63.7 1200m	0:11.64 Overall	0:11.96 [1] (0:11.96)	1:24.40		0:35.95
2	2	<b>BRING ME SAKI</b> Dale Smith	10	63.0 Overall	0:11.63 Overall	0:11.90 [2] (0:11.90)	0.43L		0:35.90 +3
3	12	<b>MISS PALLADIUM</b> Kyle Wilson-Taylor	8	62.3 400m	0:11.74 Overall	0:11.92 [3] (0:11.92)	3.04L		0:36.07 +0
4	1	<b>PICKAXE</b> Cody Collis	1	62.1 400m	0:11.83 200m	0:11.83 [4] (0:11.83)	4.14L		0:36.06 -1
5	5	<b>STROMA ASTER</b> Marnu Potgieter	3	62.0 200m	0:11.81 200m	0:11.81 [8] (0:11.81)	7.28L		0:36.07 -1
6	8	<b>THE VOCALIST</b> Micheal Hellyer	7	60.9 1200m	0:12.01 1200m	0:12.08 [6] (0:12.08)	7.8L		0:36.38 +9
7	13	<b>ARIK LAD</b> Nozi Tomizawa	2	61.0 400m	0:12.05 400m	0:12.13 [5] (0:12.13)	7.88L		0:36.43 -1
8	10	<b>JENNY'S ROSE</b> Angela Jones	4	62.3 200m	0:11.70 200m	0:11.70 [12] (0:11.70)	8.52L		0:36.20 +4
9	11	<b>CHASING POINT</b> Damien Thornton	9	61.4 Overall	0:11.76 Overall	0:12.41 [7] (0:12.41)	10.24L		0:37.18 +5
10	14	<b>BEAU MONDE</b> Noriyuki Masuda	12	61.3 600m	0:12.07 400m	0:12.17 [10] (0:12.17)	10.61L		0:36.38 +3

Scratched: Mystic Mac (#3), Explicable (#6), Better Than Anyone (#15), Express Payment (#4)



Ipswich QLD Professional  
 Race 5: TAB Maiden Handicap - 1350m  
 05 July 2024 - 14:34



Track Rating: Soft 7, Weather: Fine, Rail Position: +4m Entire

Section							200m			Last 600m
Field Times							0:11.96 (0:11.96)			0:35.95
Rank	TAB	Horse/Jockey	Barrier	Top Speed [km/h]	Fastest Section	Margin			Distance Travelled [m]	
11	16	LUCIFER THE CAT Karl Zechner	15	61.1 Overall	0:12.10 Overall	0:12.54 [9] (0:12.54)	12.34L		0:36.87	+9
12	9	ANIMAL OF WAR Madeleine Wishart	6	60.0 1200m	0:11.99 Overall	0:12.75 [11] (0:12.75)	14.2L		0:37.57	+5

Scratched: Mystic Mac (#3), Explicable (#6), Better Than Anyone (#15), Express Payment (#4)



Horse/Jockey Name	Majestic Teako
Final Rank	1
Fastest Section Time (Section)	0:11.64 (Overall)
Top Speed [km/h] (Section)	63.7 (1200m)
Race State	Finished



### Ipswich QLD Professional

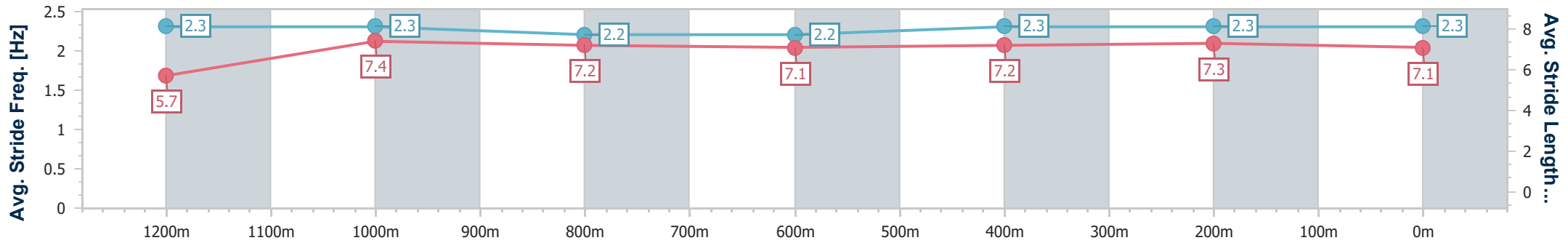
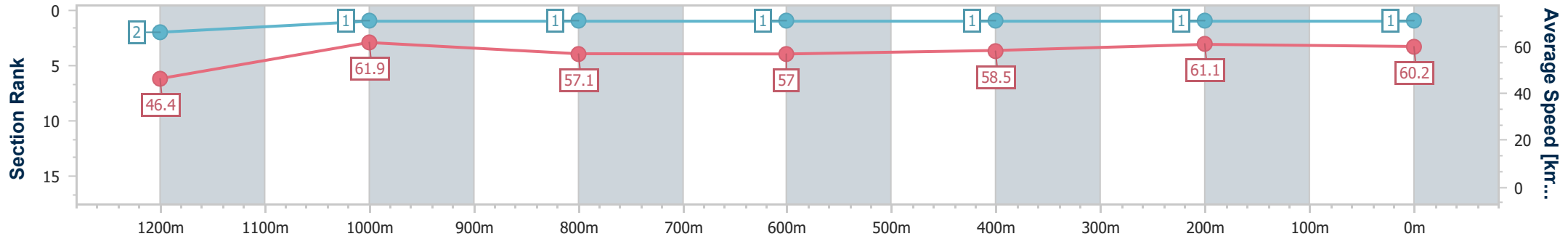
Race 5: TAB Maiden Handicap - 1350m

05 July 2024 - 14:34



Track Rating: Soft 7, Weather: Fine, Rail Position: +4m Entire

Section	Overall	1200m	1000m	800m	600m	400m	200m
Section Times	1:24.40 [1] (0:11.64)	1:12.76 [2] (0:11.66)	1:01.10 [1] (0:12.56)	0:48.54 [1] (0:12.59)	0:35.95 [1] (0:12.27)	0:23.68 [1] (0:11.72)	0:11.96 [1] (0:11.96)
Average Speed [km/h]	46.4	61.9	57.1	57.0	58.5	61.1	60.2
Top Speed [km/h]	63.6	63.7	60.4	58.8	60.0	62.5	62.6
Avg. Dist. to Rail [m]	8.3	4.0	0.7	1.3	1.4	0.7	0.6
Avg. Stride Freq. [Hz]	2.3	2.3	2.2	2.2	2.3	2.3	2.3
Avg. Stride Length [m]	5.7	7.4	7.2	7.1	7.2	7.3	7.1



- [ ] Ranking at each section and finish
- .-.- No data available at this section
- NA No data available



Horse/Jockey Name	Bring Me Saki
Final Rank	2
Fastest Section Time (Section)	0:11.63 (Overall)
Top Speed [km/h] (Section)	63.0 (Overall)
Race State	Finished



### Ipswich QLD Professional

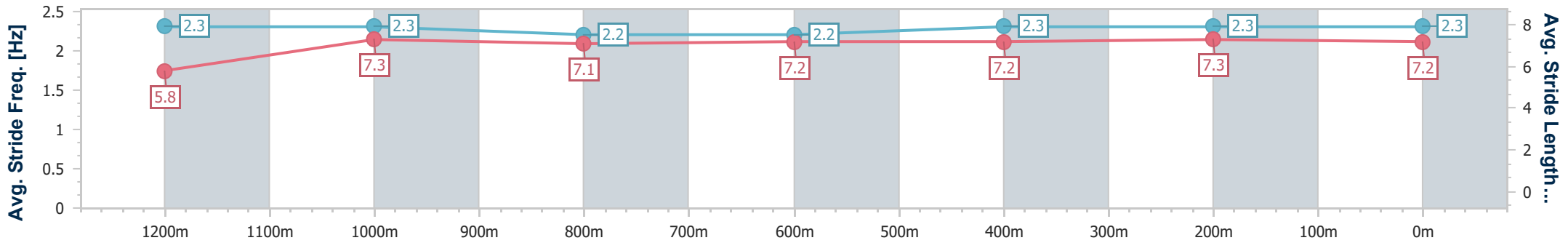
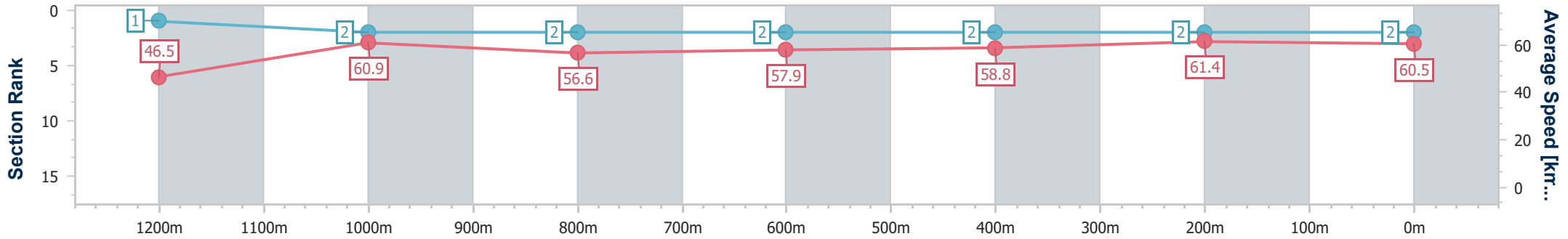
Race 5: TAB Maiden Handicap - 1350m

05 July 2024 - 14:34



Track Rating: Soft 7, Weather: Fine, Rail Position: +4m Entire

Section	Overall	1200m	1000m	800m	600m	400m	200m
Section Times	1:24.47 [2] (0:11.63)	1:12.84 [1] (0:11.85)	1:00.99 [2] (0:12.69)	0:48.30 [2] (0:12.40)	0:35.90 [2] (0:12.24)	0:23.66 [2] (0:11.76)	0:11.90 [2] (0:11.90)
Average Speed [km/h]	46.5	60.9	56.6	57.9	58.8	61.4	60.5
Top Speed [km/h]	63.0	62.2	58.0	59.0	60.6	63.0	62.0
Avg. Dist. to Rail [m]	6.9	2.3	0.5	0.8	0.2	1.4	2.2
Avg. Stride Freq. [Hz]	2.3	2.3	2.2	2.2	2.3	2.3	2.3
Avg. Stride Length [m]	5.8	7.3	7.1	7.2	7.2	7.3	7.2



- [ ] Ranking at each section and finish
- .-.- No data available at this section
- NA No data available





Horse/Jockey Name	Miss Palladium
Final Rank	3
Fastest Section Time (Section)	0:11.74 (Overall)
Top Speed [km/h] (Section)	62.3 (400m)
Race State	Finished



### Ipswich QLD Professional

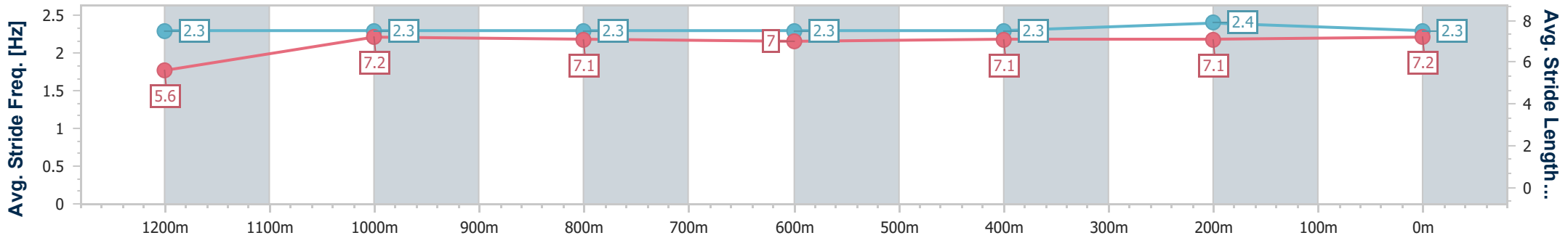
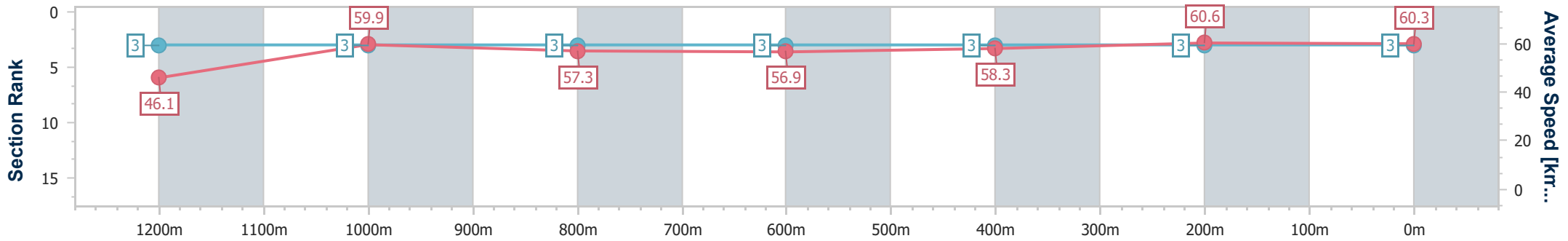
Race 5: TAB Maiden Handicap - 1350m

05 July 2024 - 14:34



Track Rating: Soft 7, Weather: Fine, Rail Position: +4m Entire

Section	Overall	1200m	1000m	800m	600m	400m	200m
Section Times	1:24.91 [3] (0:11.74)	1:13.17 [3] (0:12.01)	1:01.16 [3] (0:12.52)	0:48.64 [3] (0:12.57)	0:36.07 [3] (0:12.27)	0:23.80 [3] (0:11.88)	0:11.92 [3] (0:11.92)
Average Speed [km/h]	46.1	59.9	57.3	56.9	58.3	60.6	60.3
Top Speed [km/h]	61.5	61.0	58.6	58.3	59.4	62.3	62.2
Avg. Dist. to Rail [m]	5.1	1.3	0.6	1.5	1.3	0.7	1.8
Avg. Stride Freq. [Hz]	2.3	2.3	2.3	2.3	2.3	2.4	2.3
Avg. Stride Length [m]	5.6	7.2	7.1	7.0	7.1	7.1	7.2



- [ ] Ranking at each section and finish
- .-.- No data available at this section
- NA No data available



Horse/Jockey Name	Pickaxe
Final Rank	4
Fastest Section Time (Section)	0:11.83 (200m)
Top Speed [km/h] (Section)	62.1 (400m)
Race State	Finished



### Ipswich QLD Professional

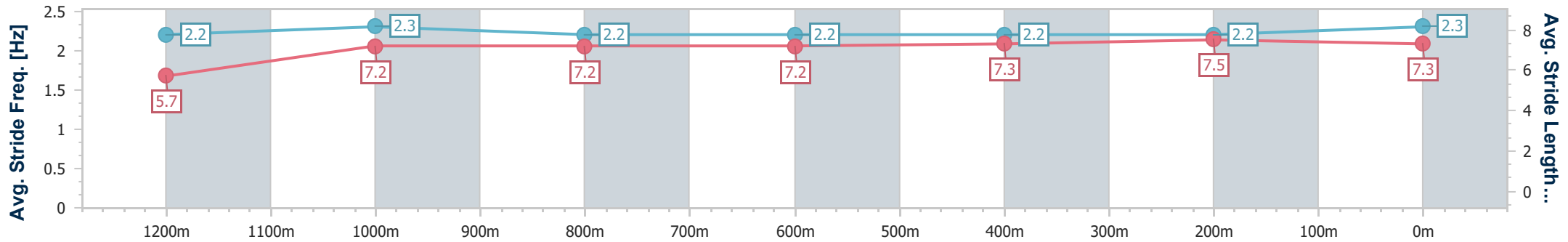
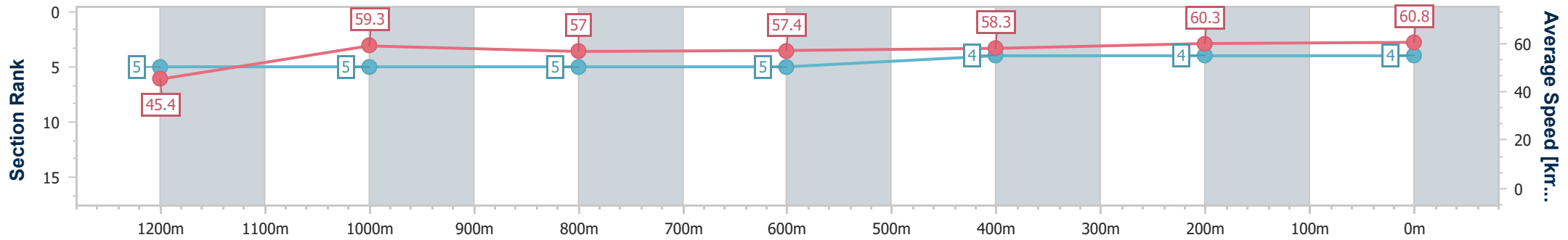
Race 5: TAB Maiden Handicap - 1350m

05 July 2024 - 14:34



Track Rating: Soft 7, Weather: Fine, Rail Position: +4m Entire

Section	Overall	1200m	1000m	800m	600m	400m	200m
Section Times	1:25.10 [4] (0:11.94)	1:13.16 [5] (0:12.12)	1:01.04 [5] (0:12.56)	0:48.48 [5] (0:12.42)	0:36.06 [5] (0:12.30)	0:23.76 [4] (0:11.93)	0:11.83 [4] (0:11.83)
Average Speed [km/h]	45.4	59.3	57.0	57.4	58.3	60.3	60.8
Top Speed [km/h]	61.1	60.4	58.4	58.2	59.5	62.1	62.0
Avg. Dist. to Rail [m]	1.0	0.7	1.6	2.2	1.4	1.1	3.6
Avg. Stride Freq. [Hz]	2.2	2.3	2.2	2.2	2.2	2.2	2.3
Avg. Stride Length [m]	5.7	7.2	7.2	7.2	7.3	7.5	7.3



- [ ] Ranking at each section and finish
- .-.- No data available at this section
- NA No data available



Horse/Jockey Name	Stroma Aster
Final Rank	5
Fastest Section Time (Section)	0:11.81 (200m)
Top Speed [km/h] (Section)	62.0 (200m)
Race State	Finished



### Ipswich QLD Professional

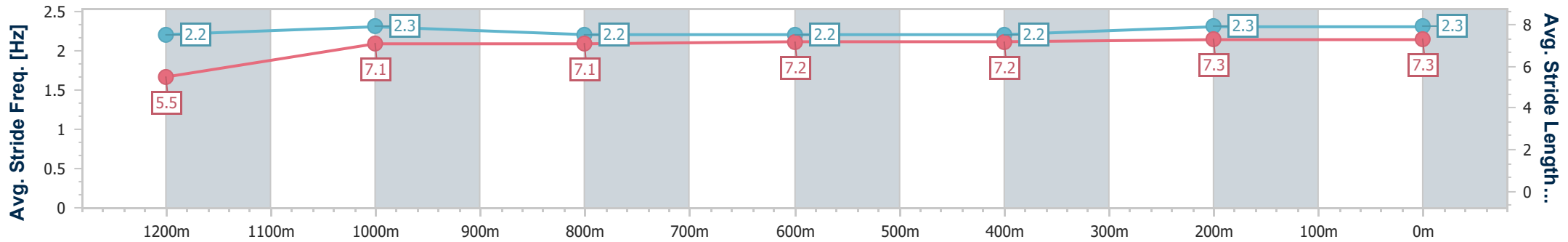
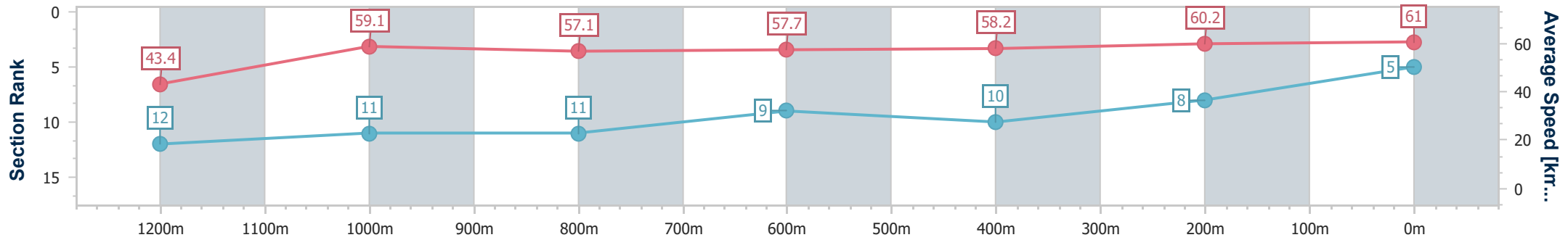
Race 5: TAB Maiden Handicap - 1350m

05 July 2024 - 14:34



Track Rating: Soft 7, Weather: Fine, Rail Position: +4m Entire

Section	Overall	1200m	1000m	800m	600m	400m	200m
Section Times	1:25.63 [5] (0:12.47)	1:13.16 [12] (0:12.13)	1:01.03 [11] (0:12.57)	0:48.46 [11] (0:12.39)	0:36.07 [9] (0:12.34)	0:23.73 [10] (0:11.92)	0:11.81 [8] (0:11.81)
Average Speed [km/h]	43.4	59.1	57.1	57.7	58.2	60.2	61.0
Top Speed [km/h]	58.9	60.4	58.0	59.4	59.4	61.4	62.0
Avg. Dist. to Rail [m]	1.2	0.6	1.0	1.7	1.2	1.3	2.8
Avg. Stride Freq. [Hz]	2.2	2.3	2.2	2.2	2.2	2.3	2.3
Avg. Stride Length [m]	5.5	7.1	7.1	7.2	7.2	7.3	7.3



- [ ] Ranking at each section and finish
- .-.- No data available at this section
- NA No data available



Horse/Jockey Name	The Vocalist
Final Rank	6
Fastest Section Time (Section)	0:12.01 (1200m)
Top Speed [km/h] (Section)	60.9 (1200m)
Race State	Finished

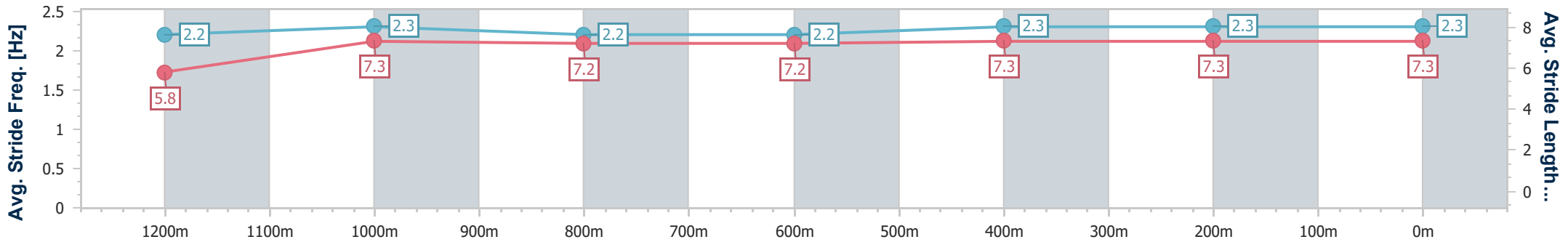
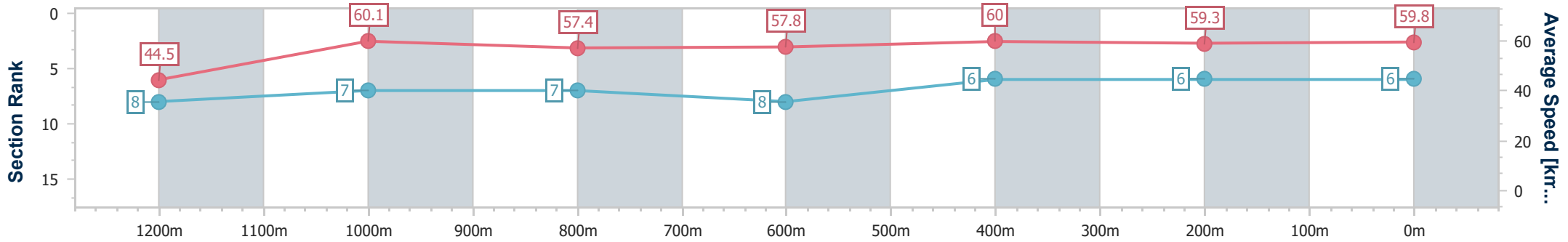


Ipswich QLD Professional  
 Race 5: TAB Maiden Handicap - 1350m  
 05 July 2024 - 14:34



Track Rating: Soft 7, Weather: Fine, Rail Position: +4m Entire

Section	Overall	1200m	1000m	800m	600m	400m	200m
Section Times	1:25.72 [6] (0:12.17)	1:13.55 [8] (0:12.01)	1:01.54 [7] (0:12.61)	0:48.93 [7] (0:12.55)	0:36.38 [8] (0:12.09)	0:24.29 [6] (0:12.21)	0:12.08 [6] (0:12.08)
Average Speed [km/h]	44.5	60.1	57.4	57.8	60.0	59.3	59.8
Top Speed [km/h]	60.7	60.9	59.8	59.9	60.9	60.4	60.5
Avg. Dist. to Rail [m]	4.2	2.9	2.5	1.7	1.7	2.3	5.1
Avg. Stride Freq. [Hz]	2.2	2.3	2.2	2.2	2.3	2.3	2.3
Avg. Stride Length [m]	5.8	7.3	7.2	7.2	7.3	7.3	7.3



- [ ] Ranking at each section and finish
- .-.- No data available at this section
- NA No data available



Horse/Jockey Name	Arik Lad
Final Rank	7
Fastest Section Time (Section)	0:12.05 (400m)
Top Speed [km/h] (Section)	61.0 (400m)
Race State	Finished

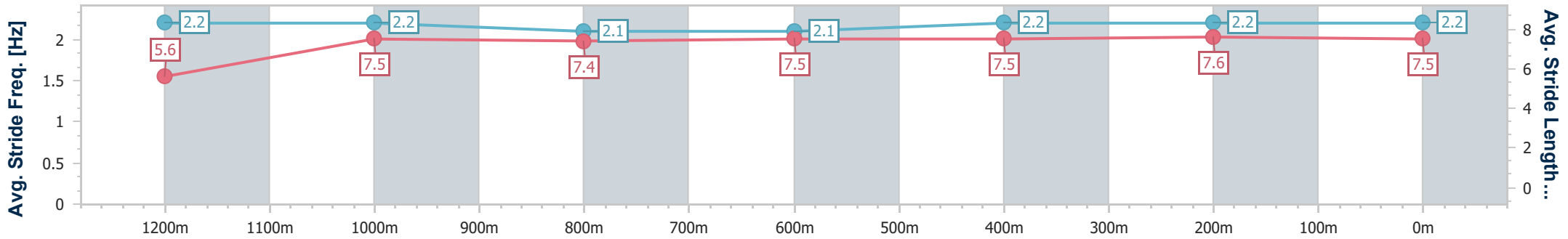
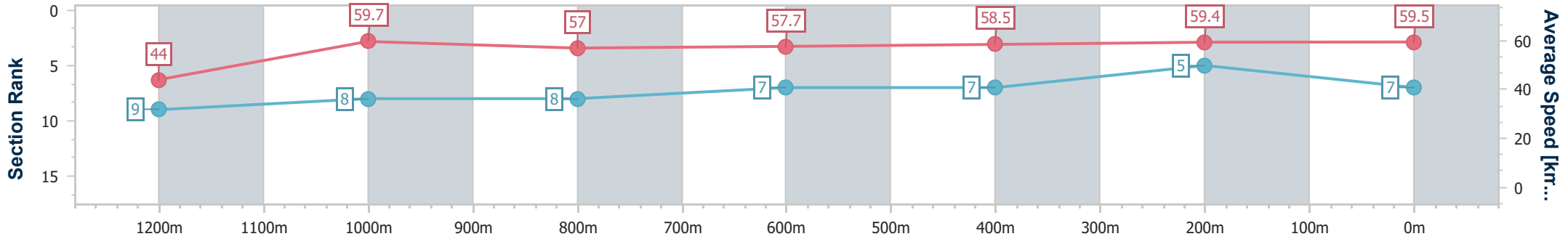


Ipswich QLD Professional  
 Race 5: TAB Maiden Handicap - 1350m  
 05 July 2024 - 14:34



Track Rating: Soft 7, Weather: Fine, Rail Position: +4m Entire

Section	Overall	1200m	1000m	800m	600m	400m	200m
Section Times	1:25.74 [7] (0:12.25)	1:13.49 [9] (0:12.08)	1:01.41 [8] (0:12.57)	0:48.84 [8] (0:12.41)	0:36.43 [7] (0:12.25)	0:24.18 [7] (0:12.05)	0:12.13 [5] (0:12.13)
Average Speed [km/h]	44.0	59.7	57.0	57.7	58.5	59.4	59.5
Top Speed [km/h]	59.7	60.6	57.8	58.7	59.1	61.0	60.8
Avg. Dist. to Rail [m]	1.3	0.5	1.0	1.8	1.5	0.7	0.9
Avg. Stride Freq. [Hz]	2.2	2.2	2.1	2.1	2.2	2.2	2.2
Avg. Stride Length [m]	5.6	7.5	7.4	7.5	7.5	7.6	7.5



- [ ] Ranking at each section and finish
- .-.- No data available at this section
- NA No data available



Horse/Jockey Name	Jenny's Rose
Final Rank	8
Fastest Section Time (Section)	0:11.70 (200m)
Top Speed [km/h] (Section)	62.3 (200m)
Race State	Finished



### Ipswich QLD Professional

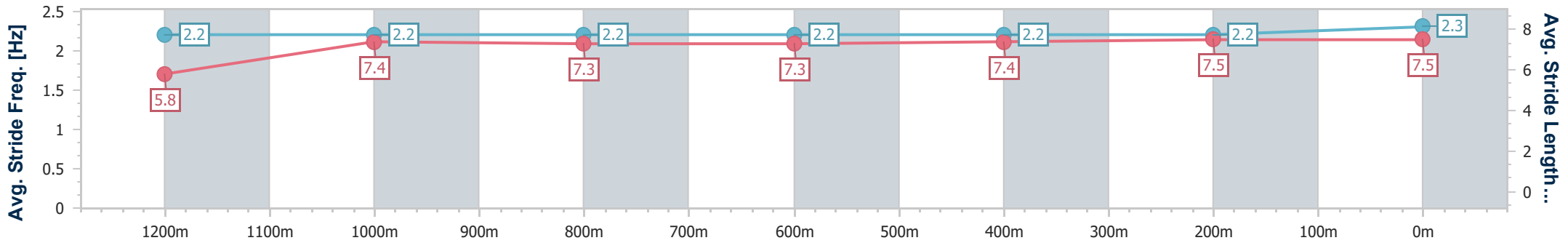
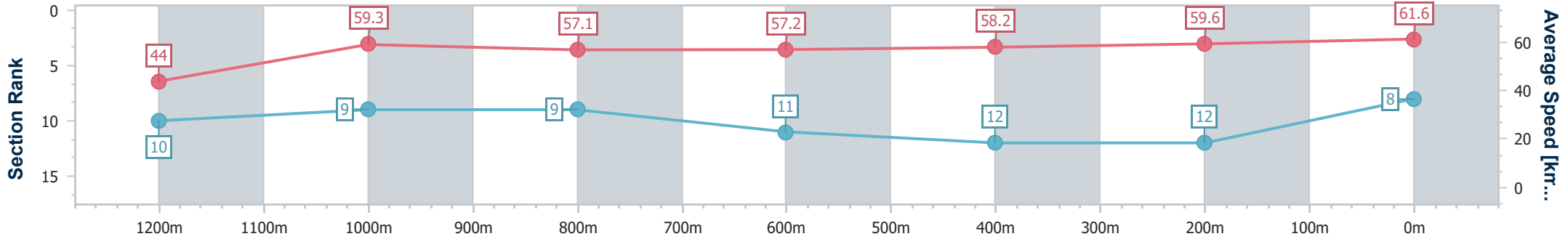
Race 5: TAB Maiden Handicap - 1350m

05 July 2024 - 14:34



Track Rating: Soft 7, Weather: Fine, Rail Position: +4m Entire

Section	Overall	1200m	1000m	800m	600m	400m	200m
Section Times	1:25.84 [8] (0:12.29)	1:13.55 [10] (0:12.13)	1:01.42 [9] (0:12.62)	0:48.80 [9] (0:12.60)	0:36.20 [11] (0:12.37)	0:23.83 [12] (0:12.13)	0:11.70 [12] (0:11.70)
Average Speed [km/h]	44.0	59.3	57.1	57.2	58.2	59.6	61.6
Top Speed [km/h]	61.3	61.0	58.2	59.5	59.7	61.6	62.3
Avg. Dist. to Rail [m]	2.8	1.3	0.6	0.3	0.3	0.6	0.9
Avg. Stride Freq. [Hz]	2.2	2.2	2.2	2.2	2.2	2.2	2.3
Avg. Stride Length [m]	5.8	7.4	7.3	7.3	7.4	7.5	7.5



- [ ] Ranking at each section and finish
- .-.- No data available at this section
- NA No data available



Horse/Jockey Name	Chasing Point
Final Rank	9
Fastest Section Time (Section)	0:11.76 (Overall)
Top Speed [km/h] (Section)	61.4 (Overall)
Race State	Finished

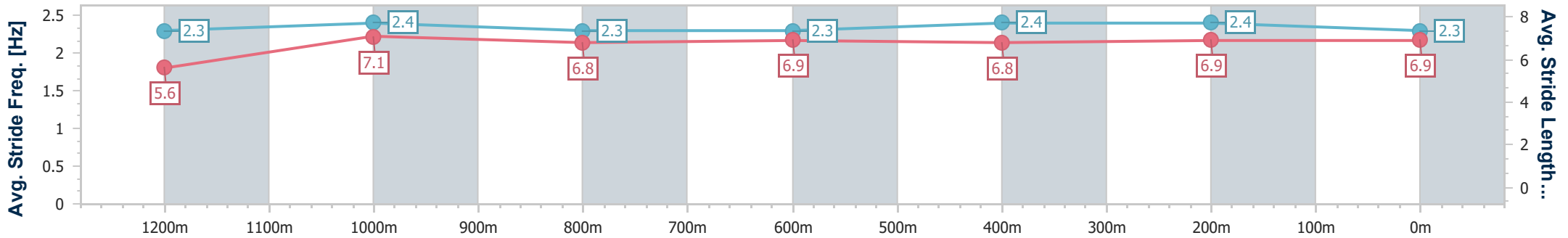
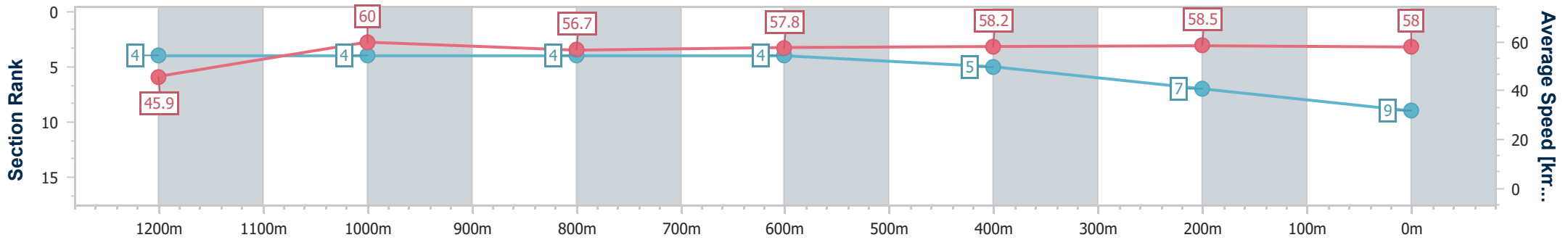


Ipswich QLD Professional  
 Race 5: TAB Maiden Handicap - 1350m  
 05 July 2024 - 14:34



Track Rating: Soft 7, Weather: Fine, Rail Position: +4m Entire

Section	Overall	1200m	1000m	800m	600m	400m	200m
Section Times	1:26.14 [9] (0:11.76)	1:14.38 [4] (0:12.01)	1:02.37 [4] (0:12.70)	0:49.67 [4] (0:12.49)	0:37.18 [4] (0:12.39)	0:24.79 [5] (0:12.38)	0:12.41 [7] (0:12.41)
Average Speed [km/h]	45.9	60.0	56.7	57.8	58.2	58.5	58.0
Top Speed [km/h]	61.4	61.0	59.1	59.0	59.6	59.5	59.6
Avg. Dist. to Rail [m]	5.6	2.1	0.3	0.5	0.8	1.7	3.6
Avg. Stride Freq. [Hz]	2.3	2.4	2.3	2.3	2.4	2.4	2.3
Avg. Stride Length [m]	5.6	7.1	6.8	6.9	6.8	6.9	6.9



- [ ] Ranking at each section and finish
- .-.- No data available at this section
- NA No data available



Horse/Jockey Name	Beau Monde
Final Rank	10
Fastest Section Time (Section)	0:12.07 (400m)
Top Speed [km/h] (Section)	61.3 (600m)
Race State	Finished

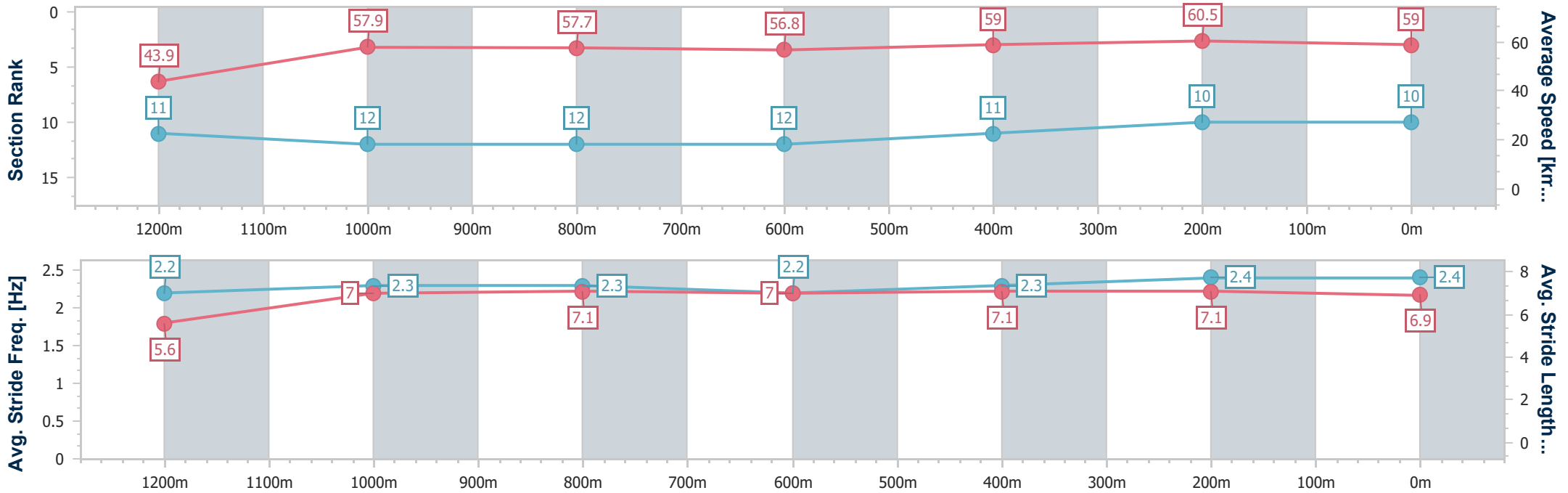


Ipswich QLD Professional  
 Race 5: TAB Maiden Handicap - 1350m  
 05 July 2024 - 14:34



Track Rating: Soft 7, Weather: Fine, Rail Position: +4m Entire

Section	Overall	1200m	1000m	800m	600m	400m	200m
Section Times	1:26.20 [10] (0:12.33)	1:13.87 [11] (0:12.41)	1:01.46 [12] (0:12.47)	0:48.99 [12] (0:12.61)	0:36.38 [12] (0:12.14)	0:24.24 [11] (0:12.07)	0:12.17 [10] (0:12.17)
Average Speed [km/h]	43.9	57.9	57.7	56.8	59.0	60.5	59.0
Top Speed [km/h]	59.0	58.5	58.4	58.7	61.3	61.1	61.2
Avg. Dist. to Rail [m]	8.0	1.6	1.0	1.4	0.4	4.1	8.7
Avg. Stride Freq. [Hz]	2.2	2.3	2.3	2.2	2.3	2.4	2.4
Avg. Stride Length [m]	5.6	7.0	7.1	7.0	7.1	7.1	6.9



- [ ] Ranking at each section and finish
- .-.- No data available at this section
- NA No data available





Horse/Jockey Name	Lucifer The Cat
Final Rank	11
Fastest Section Time (Section)	0:12.10 (Overall)
Top Speed [km/h] (Section)	61.1 (Overall)
Race State	Finished

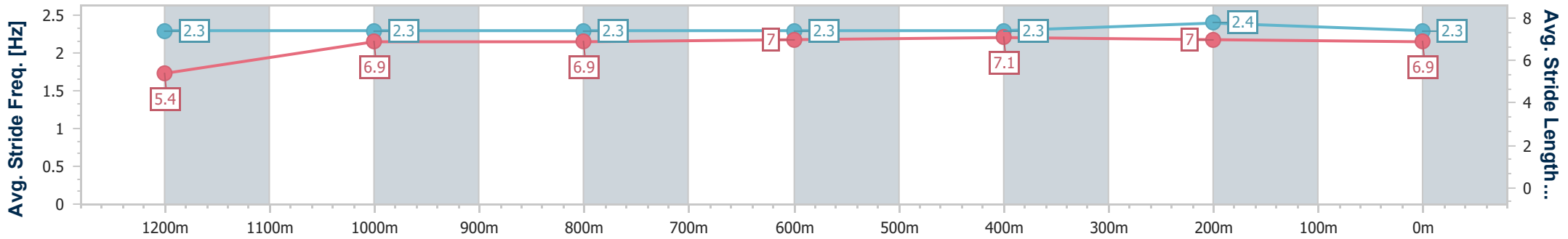
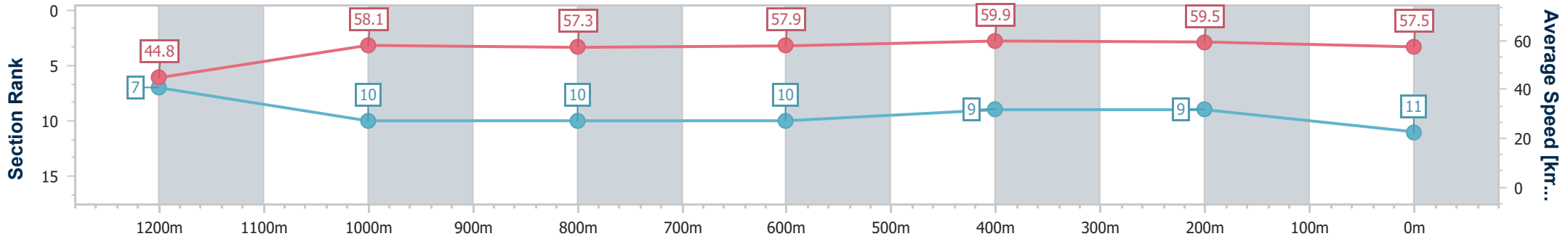


Ipswich QLD Professional  
 Race 5: TAB Maiden Handicap - 1350m  
 05 July 2024 - 14:34



Track Rating: Soft 7, Weather: Fine, Rail Position: +4m Entire

Section	Overall	1200m	1000m	800m	600m	400m	200m
Section Times	1:26.49 [11] (0:12.10)	1:14.39 [7] (0:12.45)	1:01.94 [10] (0:12.61)	0:49.33 [10] (0:12.46)	0:36.87 [10] (0:12.12)	0:24.75 [9] (0:12.21)	0:12.54 [9] (0:12.54)
Average Speed [km/h]	44.8	58.1	57.3	57.9	59.9	59.5	57.5
Top Speed [km/h]	61.1	61.0	58.9	59.4	60.4	60.4	60.3
Avg. Dist. to Rail [m]	9.6	3.8	1.6	0.7	1.5	3.3	5.2
Avg. Stride Freq. [Hz]	2.3	2.3	2.3	2.3	2.3	2.4	2.3
Avg. Stride Length [m]	5.4	6.9	6.9	7.0	7.1	7.0	6.9



- [ ] Ranking at each section and finish
- .-.- No data available at this section
- NA No data available



Horse/Jockey Name	Animal Of War
Final Rank	12
Fastest Section Time (Section)	0:11.99 (Overall)
Top Speed [km/h] (Section)	60.0 (1200m)
Race State	Finished



### Ipswich QLD Professional

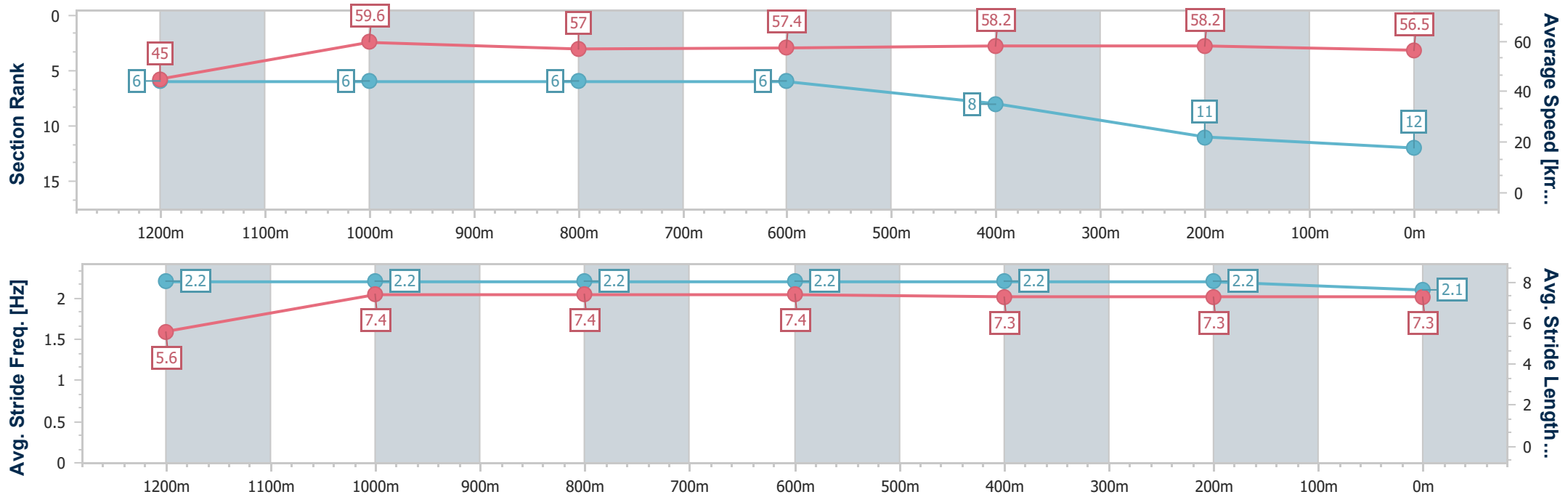
Race 5: TAB Maiden Handicap - 1350m

05 July 2024 - 14:34



Track Rating: Soft 7, Weather: Fine, Rail Position: +4m Entire

Section	Overall	1200m	1000m	800m	600m	400m	200m
Section Times	1:26.81 [12] (0:11.99)	1:14.82 [6] (0:12.13)	1:02.69 [6] (0:12.61)	0:50.08 [6] (0:12.51)	0:37.57 [6] (0:12.39)	0:25.18 [8] (0:12.43)	0:12.75 [11] (0:12.75)
Average Speed [km/h]	45.0	59.6	57.0	57.4	58.2	58.2	56.5
Top Speed [km/h]	60.0	60.0	59.2	58.9	59.4	59.5	57.6
Avg. Dist. to Rail [m]	3.7	1.5	0.4	0.4	0.4	1.9	4.3
Avg. Stride Freq. [Hz]	2.2	2.2	2.2	2.2	2.2	2.2	2.1
Avg. Stride Length [m]	5.6	7.4	7.4	7.4	7.3	7.3	7.3



- [ ] Ranking at each section and finish
- .-.- No data available at this section
- NA No data available

Track Rating: Soft 7, Weather: Fine, Rail Position: +4m Entire

Section		Field Times											
Overall	1200m	1000m	800m	600m	400m	Last 600m							
1:23.18 (0:11.54)	1:11.64 (0:11.47)	1:00.17 (0:12.18)	0:47.99 (0:12.26)	0:35.73 (0:11.94)	0:23.79 (0:11.74)	0:35.73							
Rank	TAB	Horse/Jockey	Barrier	Top Speed [km/h]	Fastest Section	Overall	1200m	1000m	800m	600m	400m	Last 600m	Distance Travelled [m]
1	4	<b>COLLEAGUES</b> Vlad Duric	4	64.4 200m	0:11.40 200m	1:23.18 [1] (0:12.18)	1:11.00 [8] (0:11.55)	0:59.45 [8] (0:12.20)	0:47.25 [8] (0:12.15)	0:35.10 [8] (0:11.90)	0:23.20 [8] (0:11.80)	0:35.10	
2	16	<b>NOBLE BEAUTY</b> Emily Lang	2	63.2 200m	0:11.62 1200m	1:23.33 [2] (0:11.79)	1:11.54 [4] (0:11.62)	0:59.92 [5] (0:12.21)	0:47.71 [5] (0:12.18)	0:35.53 [5] (0:11.93)	0:23.60 [5] (0:11.79)	0:35.53	-1
3	10	<b>CASROCK</b> Cejay Graham	3	63.1 1200m	0:11.55 Overall	1:23.37 [3] (0:11.55)	1:11.82 [2] (0:11.58)	1:00.24 [2] (0:12.17)	0:48.07 [2] (0:12.21)	0:35.86 [2] (0:11.89)	0:23.97 [2] (0:11.73)	0:35.86	+3
4	12	<b>DWINDLING SPIRIT</b> Kyle Wilson-Taylor	12	62.5 1200m	0:11.64 Overall	1:23.51 [4] (0:11.64)	1:11.87 [3] (0:11.65)	1:00.22 [3] (0:12.16)	0:48.06 [3] (0:12.24)	0:35.82 [3] (0:11.87)	0:23.95 [3] (0:11.76)	0:35.82	+4
5	15	<b>LADY LE DA</b> Michael Rodd	17	63.7 1200m	0:11.53 1200m	1:23.58 [5] (0:12.08)	1:11.50 [7] (0:11.53)	0:59.97 [7] (0:12.27)	0:47.70 [7] (0:12.12)	0:35.58 [7] (0:11.98)	0:23.60 [7] (0:11.80)	0:35.58	+3
6	2	<b>SERGEANT HULKA</b> Nikita Beriman	8	63.1 1200m	0:11.65 1200m	1:23.62 [6] (0:11.87)	1:11.75 [6] (0:11.65)	1:00.10 [6] (0:12.18)	0:47.92 [6] (0:12.17)	0:35.75 [6] (0:11.88)	0:23.87 [6] (0:11.71)	0:35.75	+4
7	6	<b>GENTLE PRINCE</b> Shania Willis	1	64.8 1200m	0:11.47 1200m	1:23.90 [7] (0:11.54)	1:12.36 [1] (0:11.47)	1:00.89 [1] (0:12.18)	0:48.71 [1] (0:12.26)	0:36.45 [1] (0:11.94)	0:24.51 [1] (0:11.93)	0:36.45	+0
8	17	<b>ONE THING COUNTS</b> Jake Bayliss	5	63.2 1200m	0:11.67 1200m	1:23.90 [8] (0:12.24)	1:11.66 [9] (0:11.67)	0:59.99 [10] (0:12.26)	0:47.73 [10] (0:12.14)	0:35.59 [10] (0:11.96)	0:23.63 [10] (0:11.69)	0:35.59	+1
9	1	<b>EXPECTANT</b> Georgina Cartwright	11	64.0 1200m	0:11.45 1200m	1:24.23 [9] (0:12.35)	1:11.88 [10] (0:11.45)	1:00.43 [9] (0:12.14)	0:48.29 [9] (0:12.23)	0:36.06 [9] (0:11.90)	0:24.16 [9] (0:11.96)	0:36.06	+5
10	11	<b>CRAZY BRAVE</b> Ryan Maloney	7	63.3 1200m	0:11.55 1200m	1:24.29 [10] (0:11.82)	1:12.47 [5] (0:11.55)	1:00.92 [4] (0:12.23)	0:48.69 [4] (0:12.13)	0:36.56 [4] (0:11.96)	0:24.60 [4] (0:11.86)	0:36.56	+3

Scratched: Mio Sorrento (#9), Thankful Heart (#8), Sleigh Queen (#13), Cool Encounter (#5), I Am Lethal (#7), The Catch (#3), Spillify (#14)

Track Rating: Soft 7, Weather: Fine, Rail Position: +4m Entire

Section							200m			Last 600m
Field Times							0:12.05			0:35.73
							(0:12.05)			
Rank	TAB	Horse/Jockey	Barrier	Top Speed [km/h]	Fastest Section	Margin			Distance Travelled [m]	
1	4	<b>COLLEAGUES</b> Vlad Duric	4	64.4 200m	0:11.40 200m	0:11.40 [7] (0:11.40)	1:23.18		0:35.10	
2	16	<b>NOBLE BEAUTY</b> Emily Lang	2	63.2 200m	0:11.62 1200m	0:11.81 [5] (0:11.81)	0.88L		0:35.53 -1	
3	10	<b>CASROCK</b> Cejay Graham	3	63.1 1200m	0:11.55 Overall	0:12.24 [1] (0:12.24)	1.1L		0:35.86 +3	
4	12	<b>DWINDLING SPIRIT</b> Kyle Wilson-Taylor	12	62.5 1200m	0:11.64 Overall	0:12.19 [3] (0:12.19)	1.94L		0:35.82 +4	
5	15	<b>LADY LE DA</b> Michael Rodd	17	63.7 1200m	0:11.53 1200m	0:11.80 [8] (0:11.80)	2.32L		0:35.58 +3	
6	2	<b>SERGEANT HULKA</b> Nikita Beriman	8	63.1 1200m	0:11.65 1200m	0:12.16 [4] (0:12.16)	2.59L		0:35.75 +4	
7	6	<b>GENTLE PRINCE</b> Shania Willis	1	64.8 1200m	0:11.47 1200m	0:12.58 [2] (0:12.58)	4.21L		0:36.45 +0	
8	17	<b>ONE THING COUNTS</b> Jake Bayliss	5	63.2 1200m	0:11.67 1200m	0:11.94 [9] (0:11.94)	4.25L		0:35.59 +1	
9	1	<b>EXPECTANT</b> Georgina Cartwright	11	64.0 1200m	0:11.45 1200m	0:12.20 [10] (0:12.20)	6.16L		0:36.06 +5	
10	11	<b>CRAZY BRAVE</b> Ryan Maloney	7	63.3 1200m	0:11.55 1200m	0:12.74 [6] (0:12.74)	6.54L		0:36.56 +3	

Scratched: Mio Sorrento (#9), Thankful Heart (#8), Sleight Queen (#13), Cool Encounter (#5), I Am Lethal (#7), The Catch (#3), Spillify (#14)



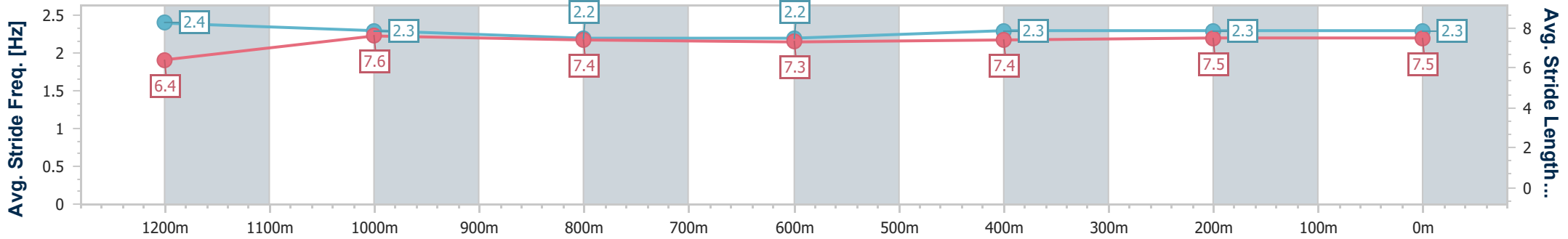
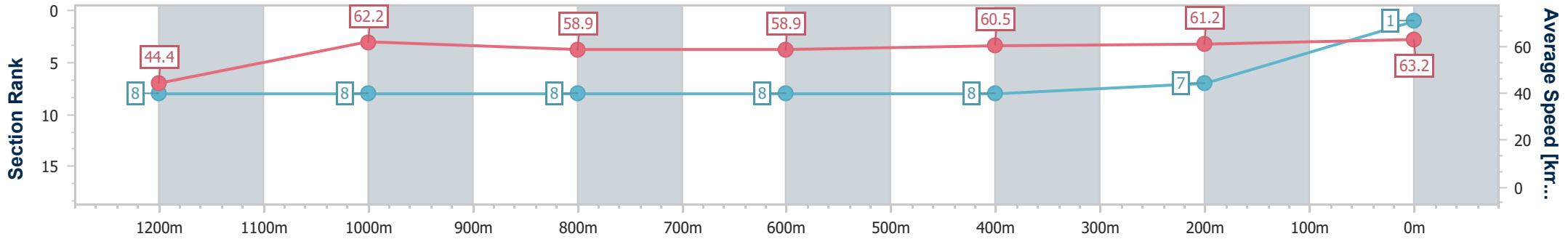
Horse/Jockey Name	Colleagues
Final Rank	1
Fastest Section Time (Section)	0:11.40 (200m)
Top Speed [km/h] (Section)	64.4 (200m)
Race State	Finished



Ipswich QLD Professional  
 Race 6: THE SURE THING BENCHMARK 68 Handicap - 1350m  
 05 July 2024 - 15:14  
 Track Rating: Soft 7, Weather: Fine, Rail Position: +4m Entire



Section	Overall	1200m	1000m	800m	600m	400m	200m
Section Times	1:23.18 [1] (0:12.18)	1:11.00 [8] (0:11.55)	0:59.45 [8] (0:12.20)	0:47.25 [8] (0:12.15)	0:35.10 [8] (0:11.90)	0:23.20 [8] (0:11.80)	0:11.40 [7] (0:11.40)
Average Speed [km/h]	44.4	62.2	58.9	58.9	60.5	61.2	63.2
Top Speed [km/h]	60.9	64.0	61.3	59.8	62.1	64.0	64.4
Avg. Dist. to Rail [m]	1.0	0.7	0.9	1.4	0.6	0.8	1.4
Avg. Stride Freq. [Hz]	2.4	2.3	2.2	2.2	2.3	2.3	2.3
Avg. Stride Length [m]	6.4	7.6	7.4	7.3	7.4	7.5	7.5



- [ ] Ranking at each section and finish
- .-.- No data available at this section
- NA No data available



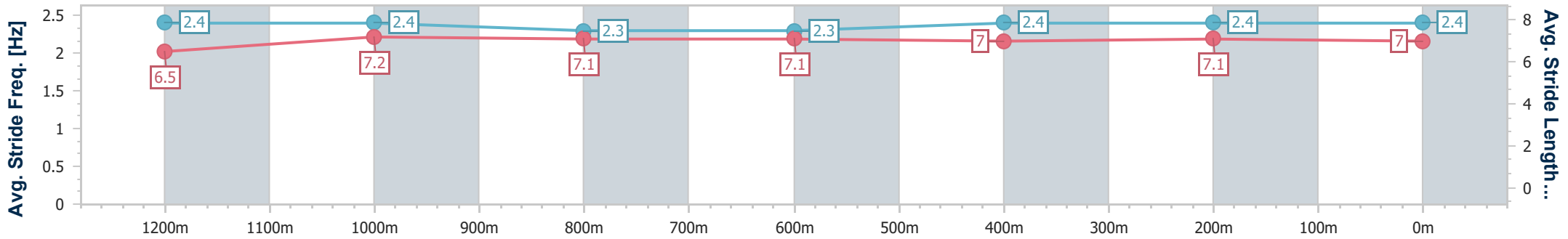
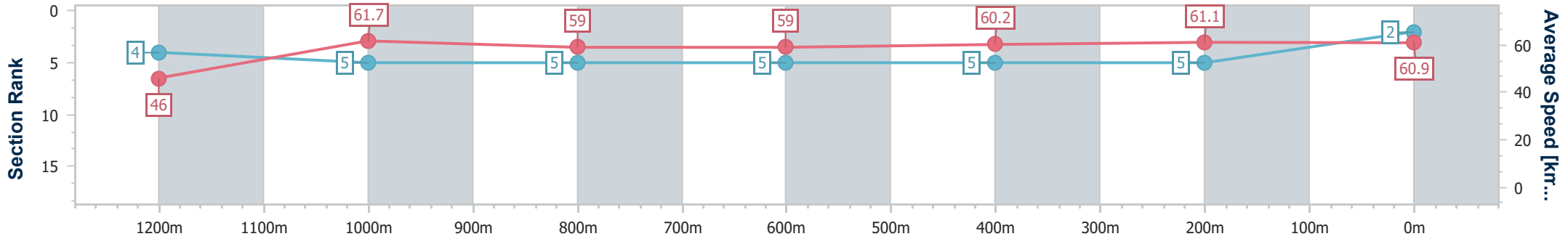
Horse/Jockey Name	Noble Beauty
Final Rank	2
Fastest Section Time (Section)	0:11.62 (1200m)
Top Speed [km/h] (Section)	63.2 (200m)
Race State	Finished



Ipswich QLD Professional  
 Race 6: THE SURE THING BENCHMARK 68 Handicap - 1350m  
 05 July 2024 - 15:14  
 Track Rating: Soft 7, Weather: Fine, Rail Position: +4m Entire



Section	Overall	1200m	1000m	800m	600m	400m	200m
Section Times	1:23.33 [2] (0:11.79)	1:11.54 [4] (0:11.62)	0:59.92 [5] (0:12.21)	0:47.71 [5] (0:12.18)	0:35.53 [5] (0:11.93)	0:23.60 [5] (0:11.79)	0:11.81 [5] (0:11.81)
Average Speed [km/h]	46.0	61.7	59.0	59.0	60.2	61.1	60.9
Top Speed [km/h]	60.8	62.4	61.3	59.8	60.7	63.2	63.2
Avg. Dist. to Rail [m]	1.0	0.3	0.5	0.6	0.7	0.4	0.5
Avg. Stride Freq. [Hz]	2.4	2.4	2.3	2.3	2.4	2.4	2.4
Avg. Stride Length [m]	6.5	7.2	7.1	7.1	7.0	7.1	7.0



- [ ] Ranking at each section and finish
- .-.- No data available at this section
- NA No data available



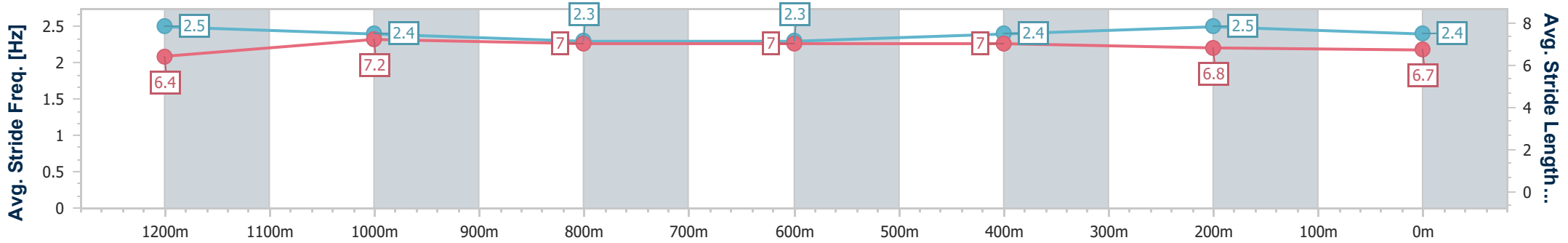
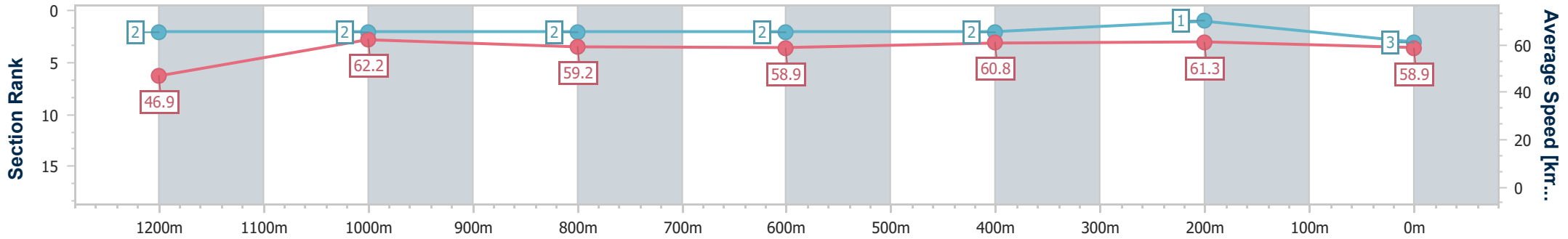
Horse/Jockey Name	Casrock
Final Rank	3
Fastest Section Time (Section)	0:11.55 (Overall)
Top Speed [km/h] (Section)	63.1 (1200m)
Race State	Finished



Ipswich QLD Professional  
 Race 6: THE SURE THING BENCHMARK 68 Handicap - 1350m  
 05 July 2024 - 15:14  
 Track Rating: Soft 7, Weather: Fine, Rail Position: +4m Entire



Section	Overall	1200m	1000m	800m	600m	400m	200m
Section Times	1:23.37 [3] (0:11.55)	1:11.82 [2] (0:11.58)	1:00.24 [2] (0:12.17)	0:48.07 [2] (0:12.21)	0:35.86 [2] (0:11.89)	0:23.97 [2] (0:11.73)	0:12.24 [1] (0:12.24)
Average Speed [km/h]	46.9	62.2	59.2	58.9	60.8	61.3	58.9
Top Speed [km/h]	62.2	63.1	60.8	59.5	61.4	61.8	61.2
Avg. Dist. to Rail [m]	1.8	0.9	0.6	0.5	0.4	0.9	2.6
Avg. Stride Freq. [Hz]	2.5	2.4	2.3	2.3	2.4	2.5	2.4
Avg. Stride Length [m]	6.4	7.2	7.0	7.0	7.0	6.8	6.7



- [ ] Ranking at each section and finish
- .-.- No data available at this section
- NA No data available



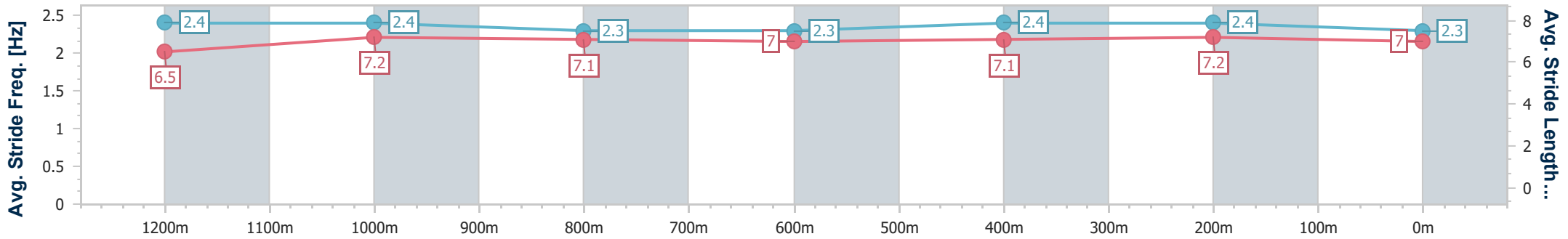
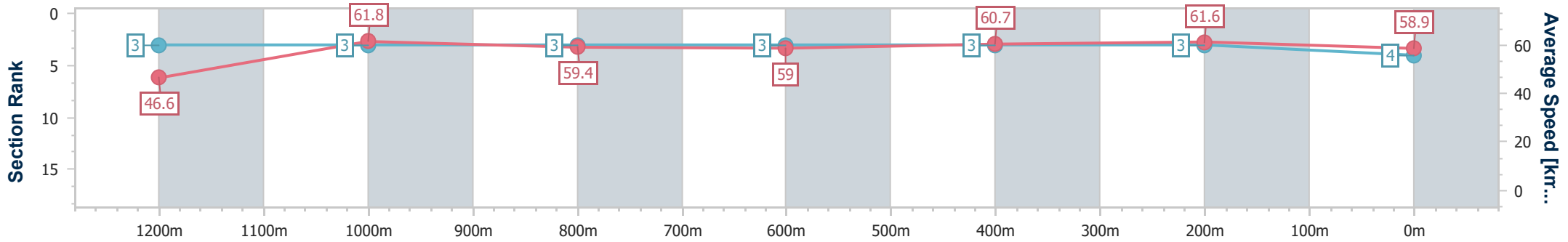
Horse/Jockey Name	Dwindling Spirit
Final Rank	4
Fastest Section Time (Section)	0:11.64 (Overall)
Top Speed [km/h] (Section)	62.5 (1200m)
Race State	Finished



Ipswich QLD Professional  
 Race 6: THE SURE THING BENCHMARK 68 Handicap - 1350m  
 05 July 2024 - 15:14  
 Track Rating: Soft 7, Weather: Fine, Rail Position: +4m Entire



Section	Overall	1200m	1000m	800m	600m	400m	200m
Section Times	1:23.51 [4] (0:11.64)	1:11.87 [3] (0:11.65)	1:00.22 [3] (0:12.16)	0:48.06 [3] (0:12.24)	0:35.82 [3] (0:11.87)	0:23.95 [3] (0:11.76)	0:12.19 [3] (0:12.19)
Average Speed [km/h]	46.6	61.8	59.4	59.0	60.7	61.6	58.9
Top Speed [km/h]	61.5	62.5	60.4	60.2	61.5	62.1	60.9
Avg. Dist. to Rail [m]	4.6	1.5	0.9	0.7	1.2	1.6	3.1
Avg. Stride Freq. [Hz]	2.4	2.4	2.3	2.3	2.4	2.4	2.3
Avg. Stride Length [m]	6.5	7.2	7.1	7.0	7.1	7.2	7.0



- [ ] Ranking at each section and finish
- .-.- No data available at this section
- NA No data available





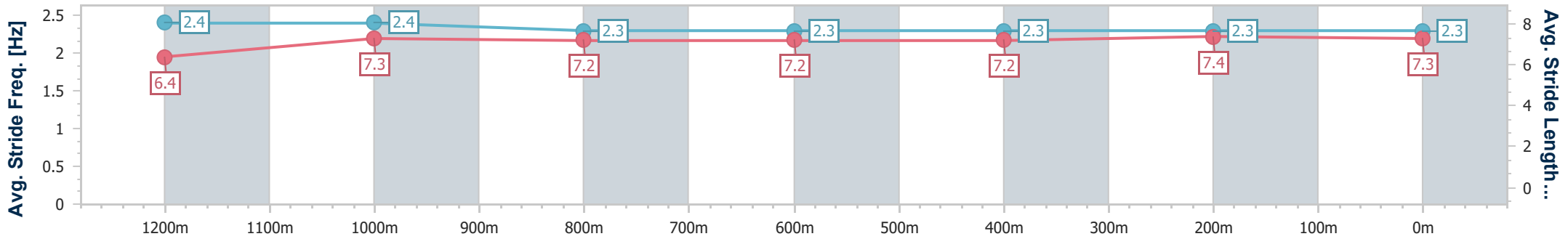
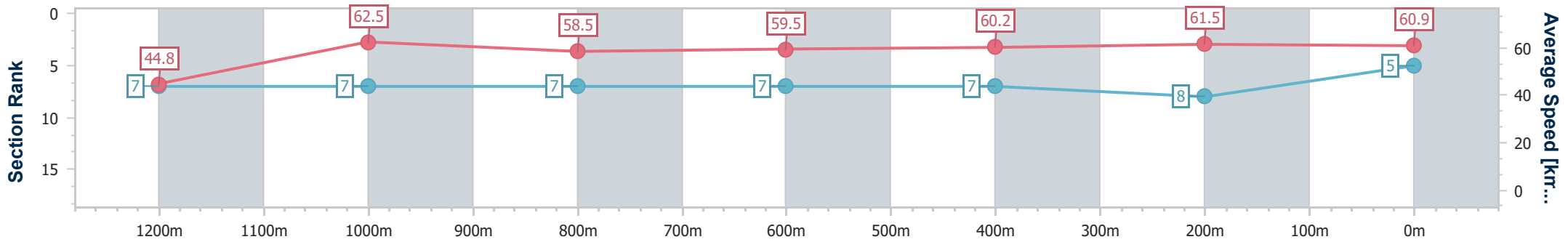
Horse/Jockey Name	Lady Le Da
Final Rank	5
Fastest Section Time (Section)	0:11.53 (1200m)
Top Speed [km/h] (Section)	63.7 (1200m)
Race State	Finished



Ipswich QLD Professional  
 Race 6: THE SURE THING BENCHMARK 68 Handicap - 1350m  
 05 July 2024 - 15:14  
 Track Rating: Soft 7, Weather: Fine, Rail Position: +4m Entire



Section	Overall	1200m	1000m	800m	600m	400m	200m
Section Times	1:23.58 [5] (0:12.08)	1:11.50 [7] (0:11.53)	0:59.97 [7] (0:12.27)	0:47.70 [7] (0:12.12)	0:35.58 [7] (0:11.98)	0:23.60 [7] (0:11.80)	0:11.80 [8] (0:11.80)
Average Speed [km/h]	44.8	62.5	58.5	59.5	60.2	61.5	60.9
Top Speed [km/h]	61.6	63.7	60.2	59.9	61.1	63.6	63.2
Avg. Dist. to Rail [m]	6.5	1.8	0.4	0.3	0.5	2.3	6.2
Avg. Stride Freq. [Hz]	2.4	2.4	2.3	2.3	2.3	2.3	2.3
Avg. Stride Length [m]	6.4	7.3	7.2	7.2	7.2	7.4	7.3



- [ ] Ranking at each section and finish
- .-.- No data available at this section
- NA No data available



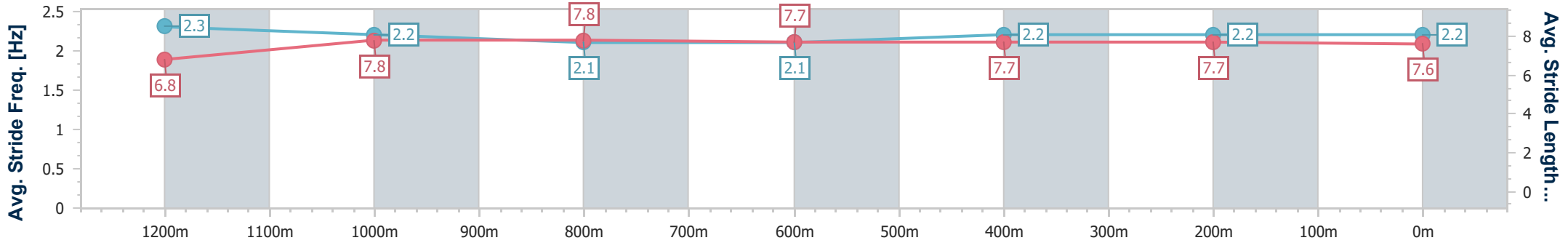
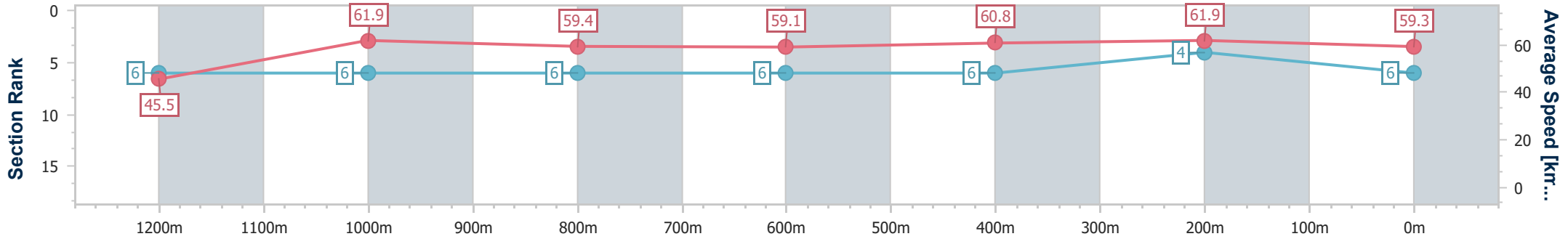
Horse/Jockey Name	Sergeant Hulka
Final Rank	6
Fastest Section Time (Section)	0:11.65 (1200m)
Top Speed [km/h] (Section)	63.1 (1200m)
Race State	Finished



Ipswich QLD Professional  
 Race 6: THE SURE THING BENCHMARK 68 Handicap - 1350m  
 05 July 2024 - 15:14  
 Track Rating: Soft 7, Weather: Fine, Rail Position: +4m Entire



Section	Overall	1200m	1000m	800m	600m	400m	200m
Section Times	1:23.62 [6] (0:11.87)	1:11.75 [6] (0:11.65)	1:00.10 [6] (0:12.18)	0:47.92 [6] (0:12.17)	0:35.75 [6] (0:11.88)	0:23.87 [6] (0:11.71)	0:12.16 [4] (0:12.16)
Average Speed [km/h]	45.5	61.9	59.4	59.1	60.8	61.9	59.3
Top Speed [km/h]	62.8	63.1	60.3	60.5	61.7	62.3	61.2
Avg. Dist. to Rail [m]	4.4	2.2	1.0	0.4	0.9	2.7	4.8
Avg. Stride Freq. [Hz]	2.3	2.2	2.1	2.1	2.2	2.2	2.2
Avg. Stride Length [m]	6.8	7.8	7.8	7.7	7.7	7.7	7.6



- [ ] Ranking at each section and finish
- .-.- No data available at this section
- NA No data available



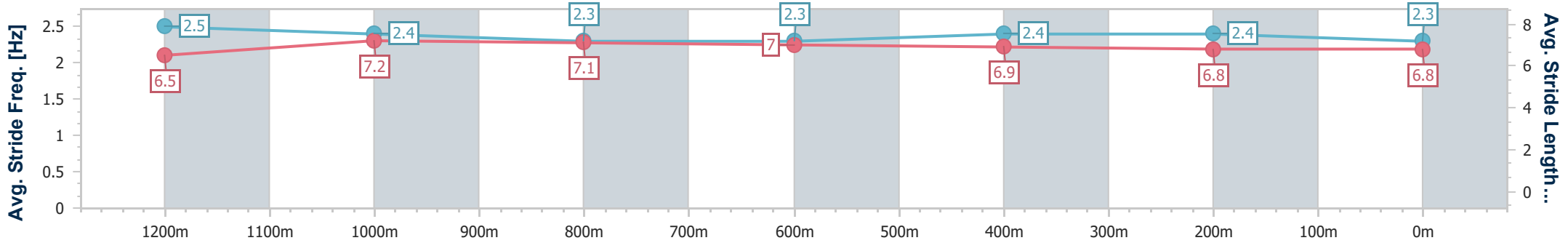
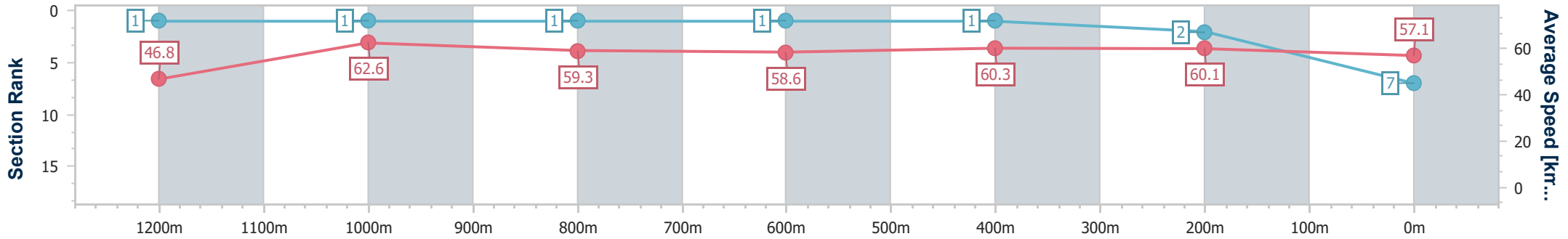
Horse/Jockey Name	Gentle Prince
Final Rank	7
Fastest Section Time (Section)	0:11.47 (1200m)
Top Speed [km/h] (Section)	64.8 (1200m)
Race State	Finished



Ipswich QLD Professional  
 Race 6: THE SURE THING BENCHMARK 68 Handicap - 1350m  
 05 July 2024 - 15:14  
 Track Rating: Soft 7, Weather: Fine, Rail Position: +4m Entire



Section	Overall	1200m	1000m	800m	600m	400m	200m
Section Times	1:23.90 [7] (0:11.54)	1:12.36 [1] (0:11.47)	1:00.89 [1] (0:12.18)	0:48.71 [1] (0:12.26)	0:36.45 [1] (0:11.94)	0:24.51 [1] (0:11.93)	0:12.58 [2] (0:12.58)
Average Speed [km/h]	46.8	62.6	59.3	58.6	60.3	60.1	57.1
Top Speed [km/h]	62.7	64.8	61.1	59.0	60.6	60.7	59.7
Avg. Dist. to Rail [m]	0.3	0.4	0.4	0.2	0.5	0.6	2.3
Avg. Stride Freq. [Hz]	2.5	2.4	2.3	2.3	2.4	2.4	2.3
Avg. Stride Length [m]	6.5	7.2	7.1	7.0	6.9	6.8	6.8



- [ ] Ranking at each section and finish
- .-.- No data available at this section
- NA No data available



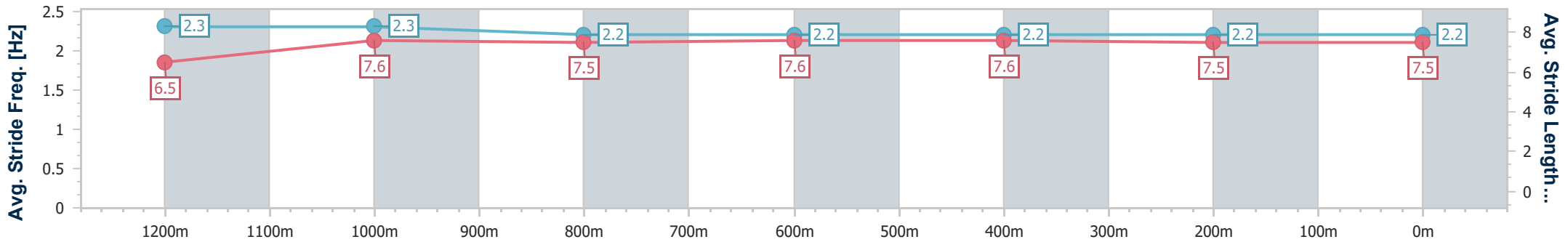
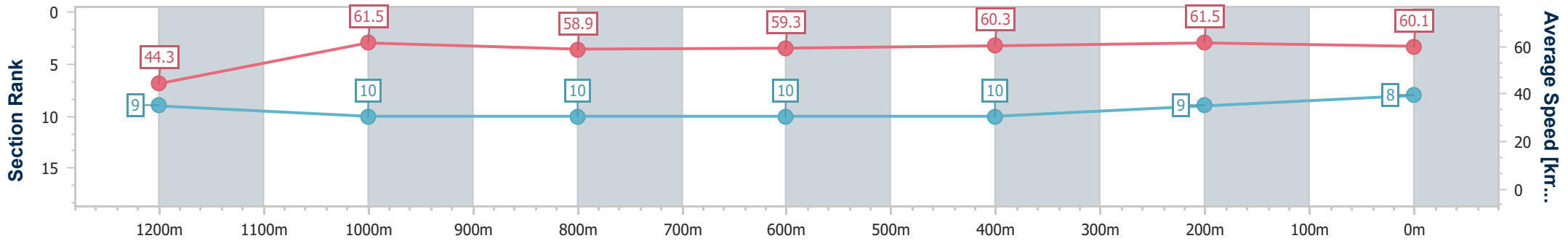
Horse/Jockey Name	One Thing Counts
Final Rank	8
Fastest Section Time (Section)	0:11.67 (1200m)
Top Speed [km/h] (Section)	63.2 (1200m)
Race State	Finished



Ipswich QLD Professional  
 Race 6: THE SURE THING BENCHMARK 68 Handicap - 1350m  
 05 July 2024 - 15:14  
 Track Rating: Soft 7, Weather: Fine, Rail Position: +4m Entire



Section	Overall	1200m	1000m	800m	600m	400m	200m
Section Times	1:23.90 [8] (0:12.24)	1:11.66 [9] (0:11.67)	0:59.99 [10] (0:12.26)	0:47.73 [10] (0:12.14)	0:35.59 [10] (0:11.96)	0:23.63 [10] (0:11.69)	0:11.94 [9] (0:11.94)
Average Speed [km/h]	44.3	61.5	58.9	59.3	60.3	61.5	60.1
Top Speed [km/h]	60.5	63.2	60.1	60.1	61.1	61.8	61.2
Avg. Dist. to Rail [m]	2.8	1.0	0.3	0.2	0.4	0.6	1.6
Avg. Stride Freq. [Hz]	2.3	2.3	2.2	2.2	2.2	2.2	2.2
Avg. Stride Length [m]	6.5	7.6	7.5	7.6	7.6	7.5	7.5



- [ ] Ranking at each section and finish
- .-.- No data available at this section
- NA No data available



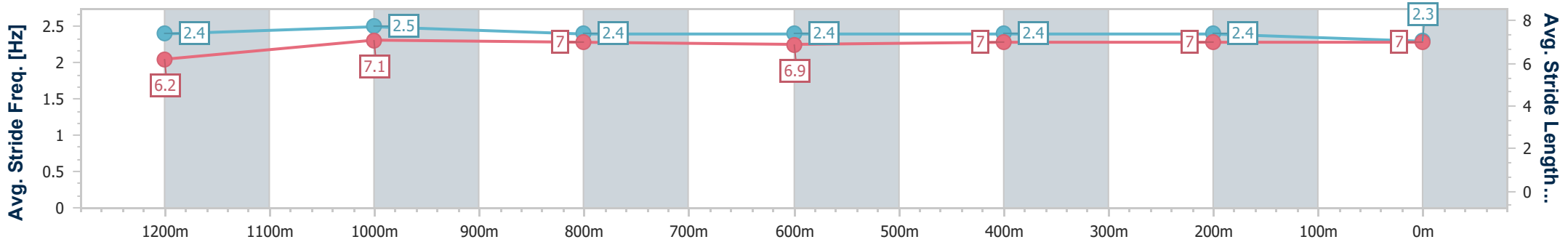
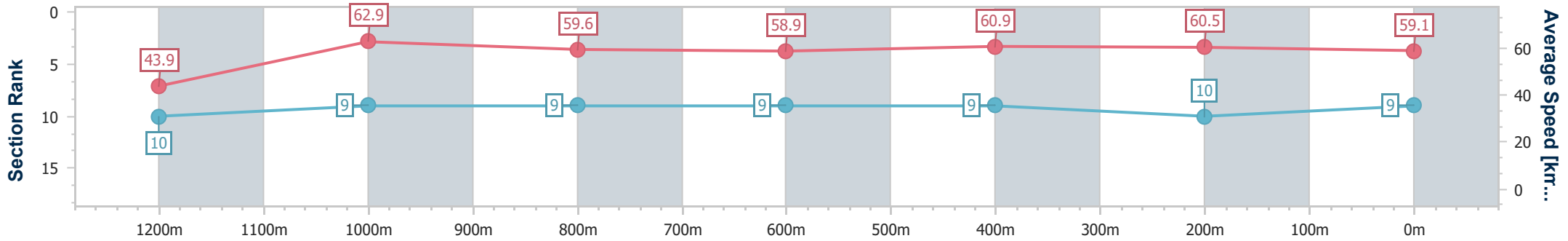
Horse/Jockey Name	Expectant
Final Rank	9
Fastest Section Time (Section)	0:11.45 (1200m)
Top Speed [km/h] (Section)	64.0 (1200m)
Race State	Finished



Ipswich QLD Professional  
 Race 6: THE SURE THING BENCHMARK 68 Handicap - 1350m  
 05 July 2024 - 15:14  
 Track Rating: Soft 7, Weather: Fine, Rail Position: +4m Entire



Section	Overall	1200m	1000m	800m	600m	400m	200m
Section Times	1:24.23 [9] (0:12.35)	1:11.88 [10] (0:11.45)	1:00.43 [9] (0:12.14)	0:48.29 [9] (0:12.23)	0:36.06 [9] (0:11.90)	0:24.16 [9] (0:11.96)	0:12.20 [10] (0:12.20)
Average Speed [km/h]	43.9	62.9	59.6	58.9	60.9	60.5	59.1
Top Speed [km/h]	61.6	64.0	61.1	60.0	61.3	60.9	60.8
Avg. Dist. to Rail [m]	5.0	1.3	1.1	1.0	1.1	2.7	5.8
Avg. Stride Freq. [Hz]	2.4	2.5	2.4	2.4	2.4	2.4	2.3
Avg. Stride Length [m]	6.2	7.1	7.0	6.9	7.0	7.0	7.0



- [ ] Ranking at each section and finish
- .-.- No data available at this section
- NA No data available



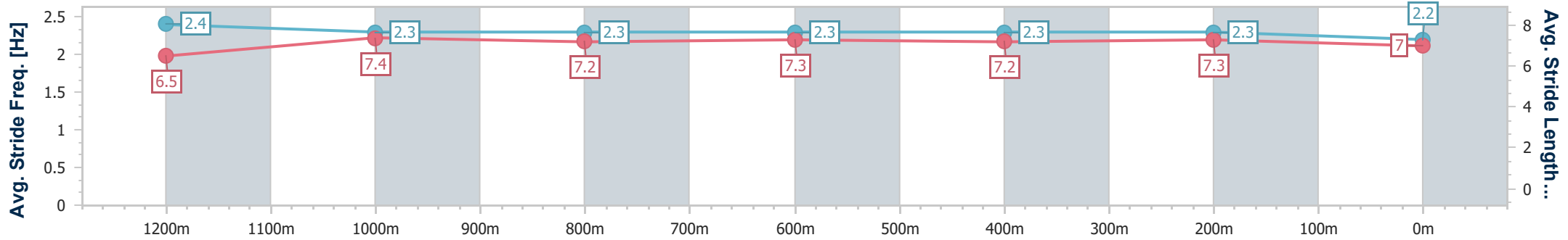
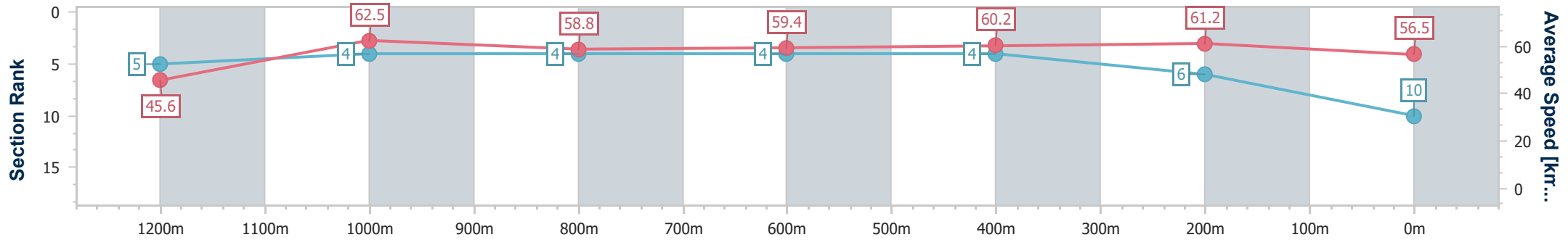
Horse/Jockey Name	Crazy Brave
Final Rank	10
Fastest Section Time (Section)	0:11.55 (1200m)
Top Speed [km/h] (Section)	63.3 (1200m)
Race State	Finished



Ipswich QLD Professional  
 Race 6: THE SURE THING BENCHMARK 68 Handicap - 1350m  
 05 July 2024 - 15:14  
 Track Rating: Soft 7, Weather: Fine, Rail Position: +4m Entire



Section	Overall	1200m	1000m	800m	600m	400m	200m
Section Times	1:24.29 [10] (0:11.82)	1:12.47 [5] (0:11.55)	1:00.92 [4] (0:12.23)	0:48.69 [4] (0:12.13)	0:36.56 [4] (0:11.96)	0:24.60 [4] (0:11.86)	0:12.74 [6] (0:12.74)
Average Speed [km/h]	45.6	62.5	58.8	59.4	60.2	61.2	56.5
Top Speed [km/h]	61.9	63.3	60.7	60.3	61.1	61.9	60.7
Avg. Dist. to Rail [m]	2.9	0.5	0.3	0.3	0.9	1.9	3.4
Avg. Stride Freq. [Hz]	2.4	2.3	2.3	2.3	2.3	2.3	2.2
Avg. Stride Length [m]	6.5	7.4	7.2	7.3	7.2	7.3	7.0



- [ ] Ranking at each section and finish
- .-.- No data available at this section
- NA No data available

# Ipswich QLD Professional

## Race 7: IMPERIAL RACING Class 1 Plate - 1100m

05 July 2024 - 15:51

Track Rating: Soft 7, Weather: Fine, Rail Position: +4m Entire

Section		Field Times											Last 600m	
		Overall	1000m	800m	600m	400m	200m						0:34.80	
		1:06.47 (0:08.53)	0:57.94 (0:11.27)	0:46.67 (0:11.87)	0:34.80 (0:11.78)	0:23.02 (0:11.47)	0:11.55 (0:11.55)							
Rank	TAB	Horse/Jockey	Barrier	Top Speed [km/h]	Fastest Section							Margin	Distance Travelled [m]	
1	7	THANKYOU HENRY Ryan Maloney	4	65.9 400m	0:08.54 Overall	1:06.47 [1] (0:08.54)	0:57.93 [2] (0:11.31)	0:46.62 [2] (0:11.90)	0:34.72 [3] (0:11.80)	0:22.92 [3] (0:11.37)	0:11.55 [1] (0:11.55)	1:06.47	0:34.72	
2	13	ROSE NOIR Angela Jones	5	65.0 1000m	0:08.53 Overall	1:06.92 [2] (0:08.53)	0:58.39 [1] (0:11.27)	0:47.12 [1] (0:11.91)	0:35.21 [2] (0:11.74)	0:23.47 [1] (0:11.68)	0:11.79 [2] (0:11.79)	2.67L	0:35.21	+4
3	9	SPIRITCHASER Robbie Dolan	3	64.7 1000m	0:08.84 Overall	1:07.07 [3] (0:08.84)	0:58.23 [8] (0:11.32)	0:46.91 [6] (0:11.79)	0:35.12 [6] (0:11.75)	0:23.37 [5] (0:11.69)	0:11.68 [4] (0:11.68)	3.57L	0:35.12	+4
4	16	INTRECCIATO Karl Zechner	8	64.4 1000m	0:08.97 Overall	1:07.14 [4] (0:08.97)	0:58.17 [9] (0:11.34)	0:46.83 [10] (0:11.83)	0:35.00 [8] (0:11.78)	0:23.22 [9] (0:11.57)	0:11.65 [6] (0:11.65)	3.94L	0:35.00	+5
5	15	COURT WHISPERS Justin Huxtable	19	65.4 1000m	0:08.66 Overall	1:07.18 [5] (0:08.66)	0:58.52 [3] (0:11.23)	0:47.29 [3] (0:11.78)	0:35.51 [1] (0:11.79)	0:23.72 [2] (0:11.68)	0:12.04 [3] (0:12.04)	4.17L	0:35.51	+8
6	10	YELLOWHAMMER Kyle Wilson-Taylor	21	63.8 1000m	0:09.11 Overall	1:07.42 [6] (0:09.11)	0:58.31 [10] (0:11.47)	0:46.84 [11] (0:11.78)	0:35.06 [11] (0:11.84)	0:23.22 [11] (0:11.51)	0:11.71 [10] (0:11.71)	5.61L	0:35.06	+4
7	4	THE LIONS' GATE Damien Thornton	7	64.6 1000m	0:08.73 Overall	1:07.44 [7] (0:08.73)	0:58.71 [4] (0:11.36)	0:47.35 [5] (0:11.89)	0:35.46 [7] (0:11.78)	0:23.68 [6] (0:11.77)	0:11.91 [7] (0:11.91)	5.73L	0:35.46	+10
8	20	RED SHIRAZ Nozi Tomizawa	2	65.7 1000m	0:09.20 Overall	1:07.55 [8] (0:09.20)	0:58.35 [11] (0:11.11)	0:47.24 [9] (0:11.84)	0:35.40 [9] (0:11.73)	0:23.67 [8] (0:11.69)	0:11.98 [8] (0:11.98)	6.38L	0:35.40	-1
9	6	COSTNER James Orman	17	64.3 1000m	0:08.83 Overall	1:07.63 [9] (0:08.83)	0:58.80 [7] (0:11.45)	0:47.35 [8] (0:11.65)	0:35.70 [5] (0:11.86)	0:23.84 [7] (0:11.95)	0:11.89 [11] (0:11.89)	6.86L	0:35.70	+10
10	5	CHAYSE'N'SCOTTY Samantha Collett	1	64.8 1000m	0:08.73 Overall	1:08.17 [10] (0:08.73)	0:59.44 [5] (0:11.33)	0:48.11 [4] (0:11.83)	0:36.28 [4] (0:11.74)	0:24.54 [4] (0:11.80)	0:12.74 [5] (0:12.74)	10.02L	0:36.28	+0

Scratched: Loaded Gun (#18), Cooroi Heights (#11), Remlaps Angel (#12), Iron Power (#14), Cressbrook (#17), Forebears (#21), Seiryu (#19), Pink Cashmere (#8), Luvarchie (#3), Bremers (#1)



**Ipswich QLD Professional**  
**Race 7: IMPERIAL RACING Class 1 Plate - 1100m**  
 05 July 2024 - 15:51



Track Rating: Soft 7, Weather: Fine, Rail Position: +4m Entire

Section		Overall	1000m	800m	600m	400m	200m	Last 600m					
Field Times		1:06.47 (0:08.53)	0:57.94 (0:11.27)	0:46.67 (0:11.87)	0:34.80 (0:11.78)	0:23.02 (0:11.47)	0:11.55 (0:11.55)	0:34.80					
Rank	TAB Horse/Jockey	Barrier	Top Speed [km/h]	Fastest Section									
11	2 GREAT BARRIER REEF	13	64.4	0:08.82	1:08.18 [11]	0:59.36 [6]	0:47.91 [7]	0:35.89 [10]	0:24.14 [10]	0:12.53 [9]	10.07L	0:35.89	+11
	Boris Thornton		1000m	Overall	(0:08.82)	(0:11.45)	(0:12.02)	(0:11.75)	(0:11.61)	(0:12.53)			

Scratched: Loaded Gun (#18), Cooroi Heights (#11), Remlaps Angel (#12), Iron Power (#14), Cressbrook (#17), Forebears (#21), Seiryu (#19), Pink Cashmere (#8), Luvarchie (#3), Bremers (#1)





Horse/Jockey Name	Thankyou Henry
Final Rank	1
Fastest Section Time (Section)	0:08.54 (Overall)
Top Speed [km/h] (Section)	65.9 (400m)
Race State	Finished



### Ipswich QLD Professional

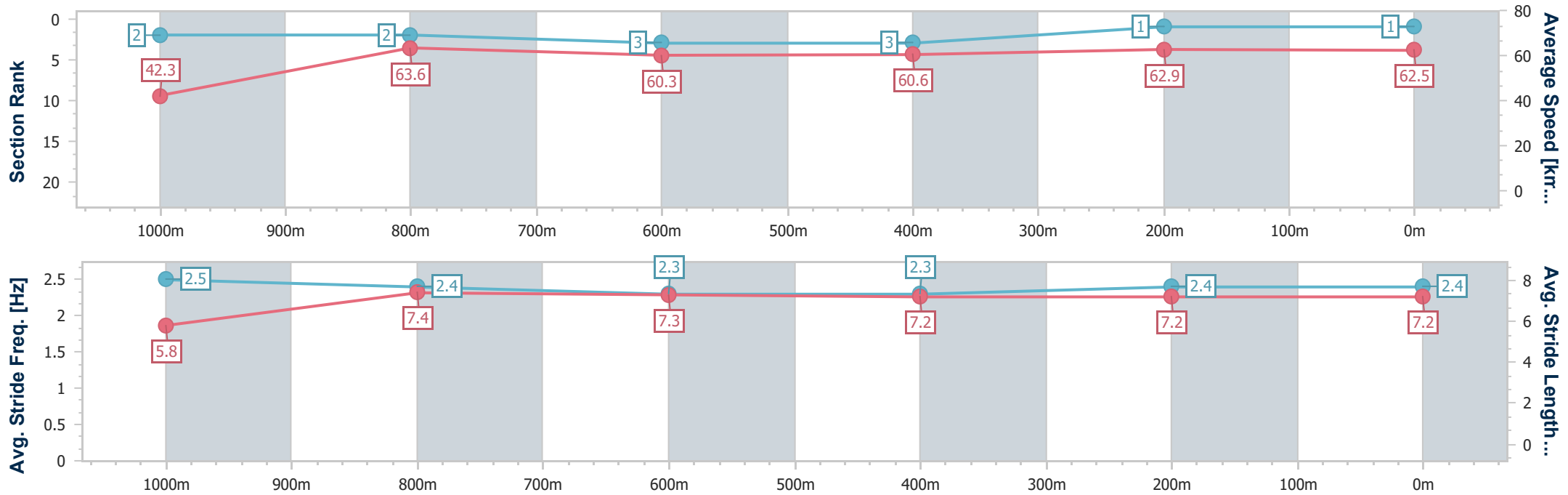
Race 7: IMPERIAL RACING Class 1 Plate - 1100m

05 July 2024 - 15:51



Track Rating: Soft 7, Weather: Fine, Rail Position: +4m Entire

Section	Overall	1000m	800m	600m	400m	200m
Section Times	1:06.47 [1] (0:08.54)	0:57.93 [2] (0:11.31)	0:46.62 [2] (0:11.90)	0:34.72 [3] (0:11.80)	0:22.92 [3] (0:11.37)	0:11.55 [1] (0:11.55)
Average Speed [km/h]	42.3	63.6	60.3	60.6	62.9	62.5
Top Speed [km/h]	64.1	64.6	61.8	62.3	65.9	65.7
Avg. Dist. to Rail [m]	3.8	0.7	0.9	1.6	1.0	0.9
Avg. Stride Freq. [Hz]	2.5	2.4	2.3	2.3	2.4	2.4
Avg. Stride Length [m]	5.8	7.4	7.3	7.2	7.2	7.2



- [ ] Ranking at each section and finish
- .-.- No data available at this section
- NA No data available



Horse/Jockey Name	Rose Noir
Final Rank	2
Fastest Section Time (Section)	0:08.53 (Overall)
Top Speed [km/h] (Section)	65.0 (1000m)
Race State	Finished



### Ipswich QLD Professional

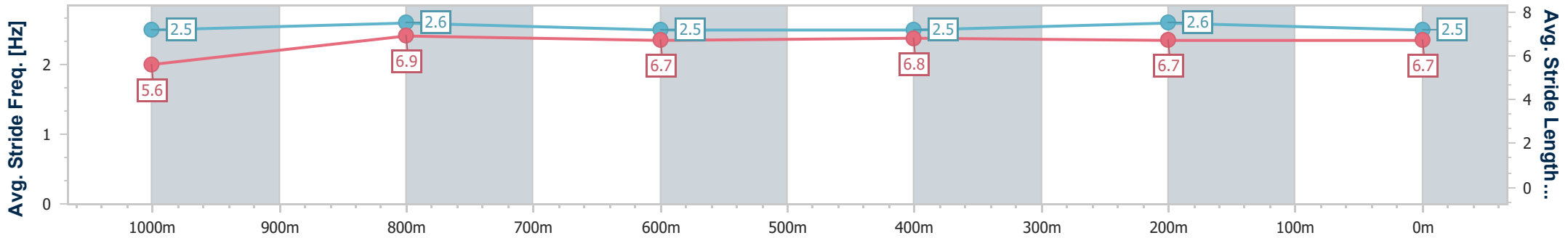
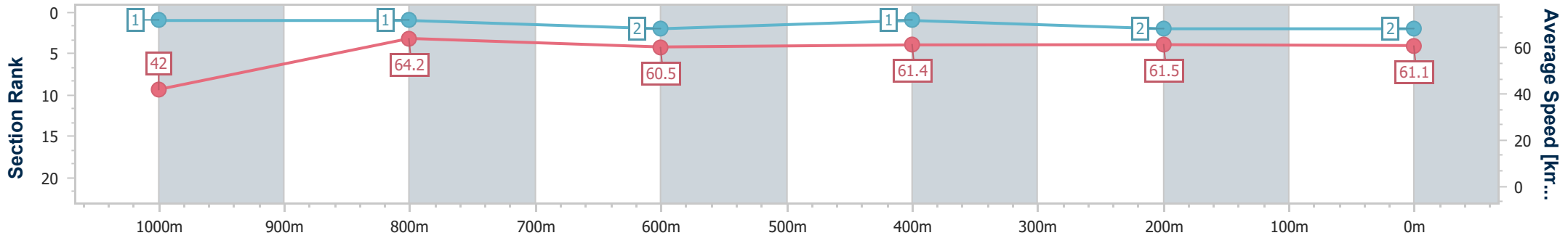
Race 7: IMPERIAL RACING Class 1 Plate - 1100m

05 July 2024 - 15:51



Track Rating: Soft 7, Weather: Fine, Rail Position: +4m Entire

Section	Overall	1000m	800m	600m	400m	200m
Section Times	1:06.92 [2] (0:08.53)	0:58.39 [1] (0:11.27)	0:47.12 [1] (0:11.91)	0:35.21 [2] (0:11.74)	0:23.47 [1] (0:11.68)	0:11.79 [2] (0:11.79)
Average Speed [km/h]	42.0	64.2	60.5	61.4	61.5	61.1
Top Speed [km/h]	63.7	65.0	62.4	62.1	63.4	62.6
Avg. Dist. to Rail [m]	4.9	1.6	0.4	0.2	1.0	2.5
Avg. Stride Freq. [Hz]	2.5	2.6	2.5	2.5	2.6	2.5
Avg. Stride Length [m]	5.6	6.9	6.7	6.8	6.7	6.7



- [ ] Ranking at each section and finish
- .-.- No data available at this section
- NA No data available



Horse/Jockey Name	Spiritchaser
Final Rank	3
Fastest Section Time (Section)	0:08.84 (Overall)
Top Speed [km/h] (Section)	64.7 (1000m)
Race State	Finished



### Ipswich QLD Professional

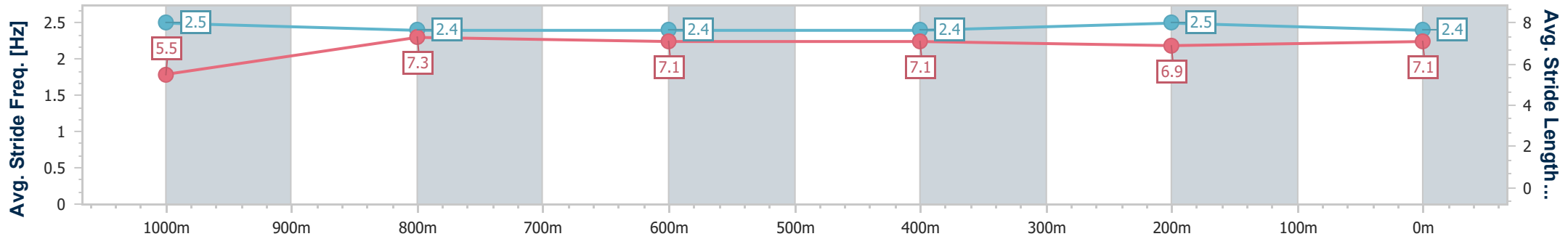
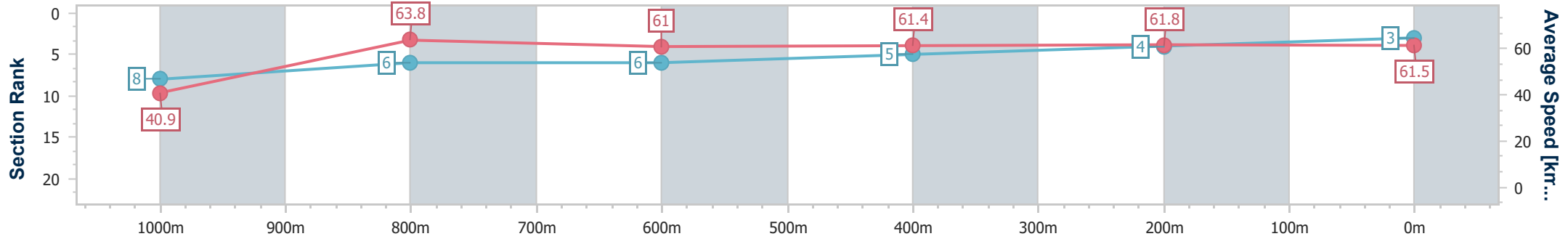
Race 7: IMPERIAL RACING Class 1 Plate - 1100m

05 July 2024 - 15:51



Track Rating: Soft 7, Weather: Fine, Rail Position: +4m Entire

Section	Overall	1000m	800m	600m	400m	200m
Section Times	1:07.07 [3] (0:08.84)	0:58.23 [8] (0:11.32)	0:46.91 [6] (0:11.79)	0:35.12 [6] (0:11.75)	0:23.37 [5] (0:11.69)	0:11.68 [4]
Average Speed [km/h]	40.9	63.8	61.0	61.4	61.8	61.5
Top Speed [km/h]	63.4	64.7	63.3	61.9	62.8	63.2
Avg. Dist. to Rail [m]	2.5	1.3	0.5	0.3	1.0	1.8
Avg. Stride Freq. [Hz]	2.5	2.4	2.4	2.4	2.5	2.4
Avg. Stride Length [m]	5.5	7.3	7.1	7.1	6.9	7.1



- [ ] Ranking at each section and finish
- .-.- No data available at this section
- NA No data available



Horse/Jockey Name	Intrecciato
Final Rank	4
Fastest Section Time (Section)	0:08.97 (Overall)
Top Speed [km/h] (Section)	64.4 (1000m)
Race State	Finished



### Ipswich QLD Professional

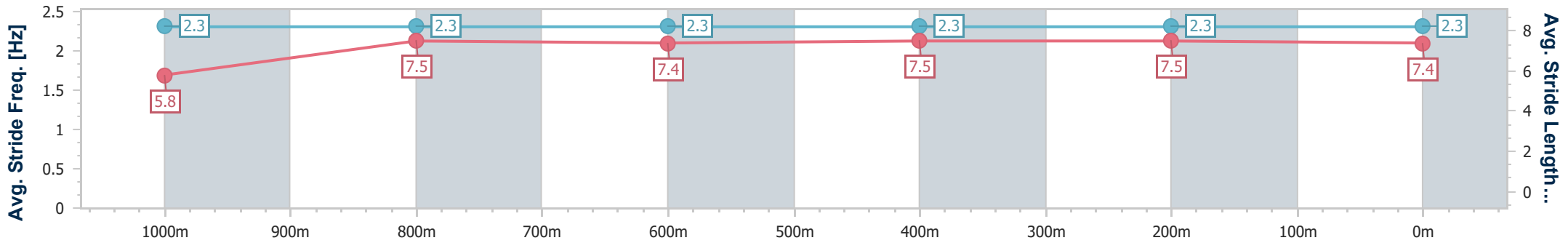
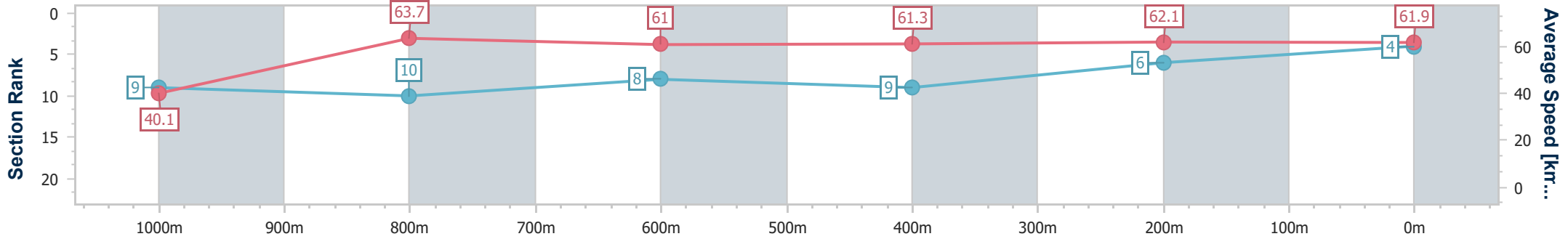
Race 7: IMPERIAL RACING Class 1 Plate - 1100m

05 July 2024 - 15:51



Track Rating: Soft 7, Weather: Fine, Rail Position: +4m Entire

Section	Overall	1000m	800m	600m	400m	200m
Section Times	1:07.14 [4] (0:08.97)	0:58.17 [9] (0:11.34)	0:46.83 [10] (0:11.83)	0:35.00 [8] (0:11.78)	0:23.22 [9] (0:11.57)	0:11.65 [6]
Average Speed [km/h]	40.1	63.7	61.0	61.3	62.1	61.9
Top Speed [km/h]	61.6	64.4	62.3	61.9	63.5	63.4
Avg. Dist. to Rail [m]	6.6	1.7	0.7	0.4	0.7	1.9
Avg. Stride Freq. [Hz]	2.3	2.3	2.3	2.3	2.3	2.3
Avg. Stride Length [m]	5.8	7.5	7.4	7.5	7.5	7.4



- [ ] Ranking at each section and finish
- .-.- No data available at this section
- NA No data available



Horse/Jockey Name	Court Whispers
Final Rank	5
Fastest Section Time (Section)	0:08.66 (Overall)
Top Speed [km/h] (Section)	65.4 (1000m)
Race State	Finished



### Ipswich QLD Professional

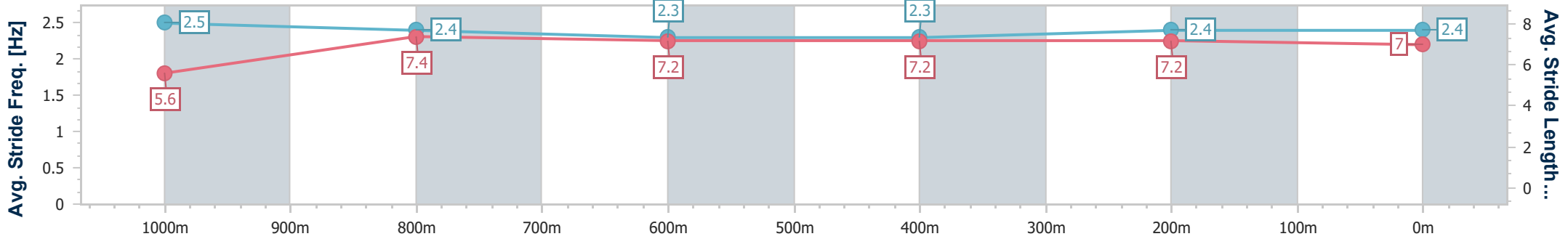
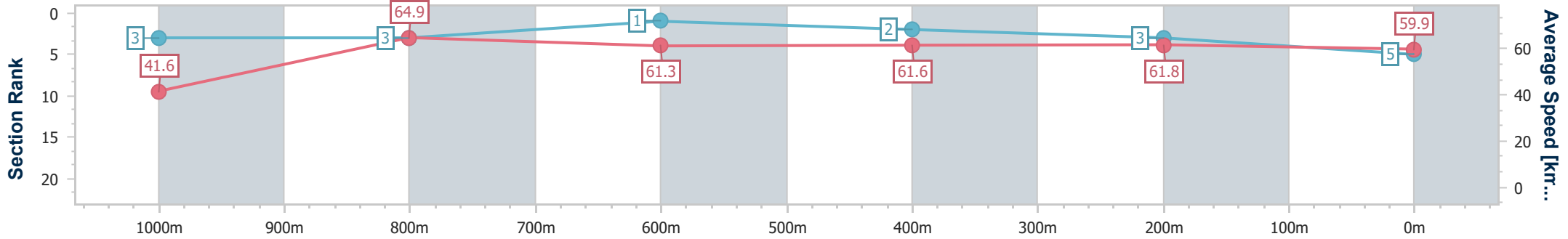
Race 7: IMPERIAL RACING Class 1 Plate - 1100m

05 July 2024 - 15:51



Track Rating: Soft 7, Weather: Fine, Rail Position: +4m Entire

Section	Overall	1000m	800m	600m	400m	200m
Section Times	1:07.18 [5] (0:08.66)	0:58.52 [3] (0:11.23)	0:47.29 [3] (0:11.78)	0:35.51 [1] (0:11.79)	0:23.72 [2] (0:11.68)	0:12.04 [3] (0:12.04)
Average Speed [km/h]	41.6	64.9	61.3	61.6	61.8	59.9
Top Speed [km/h]	63.2	65.4	63.9	62.0	63.2	61.4
Avg. Dist. to Rail [m]	10.4	4.3	1.3	1.5	2.3	4.7
Avg. Stride Freq. [Hz]	2.5	2.4	2.3	2.3	2.4	2.4
Avg. Stride Length [m]	5.6	7.4	7.2	7.2	7.2	7.0



- [ ] Ranking at each section and finish
- .-.- No data available at this section
- NA No data available



Horse/Jockey Name	Yellowhammer
Final Rank	6
Fastest Section Time (Section)	0:09.11 (Overall)
Top Speed [km/h] (Section)	63.8 (1000m)
Race State	Finished



### Ipswich QLD Professional

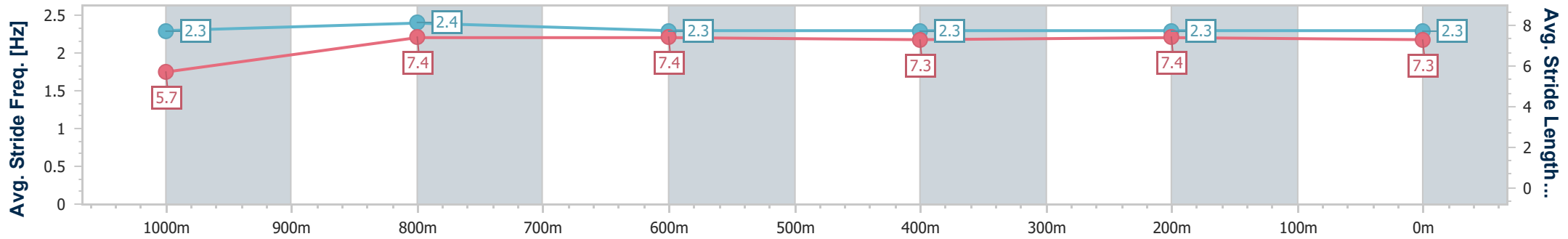
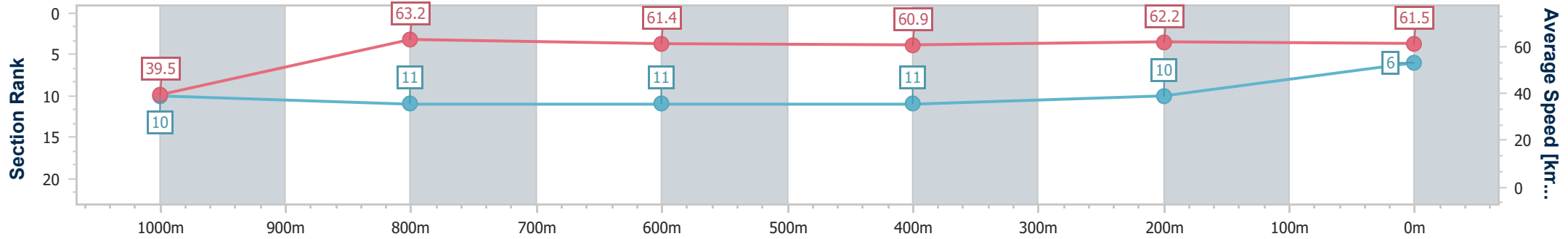
Race 7: IMPERIAL RACING Class 1 Plate - 1100m

05 July 2024 - 15:51



Track Rating: Soft 7, Weather: Fine, Rail Position: +4m Entire

Section	Overall	1000m	800m	600m	400m	200m
Section Times	1:07.42 [6] (0:09.11)	0:58.31 [10] (0:11.47)	0:46.84 [11] (0:11.78)	0:35.06 [11] (0:11.84)	0:23.22 [11] (0:11.51)	0:11.71 [10] (0:11.71)
Average Speed [km/h]	39.5	63.2	61.4	60.9	62.2	61.5
Top Speed [km/h]	60.2	63.8	62.3	62.1	63.3	62.7
Avg. Dist. to Rail [m]	11.6	3.4	0.9	1.0	1.1	0.2
Avg. Stride Freq. [Hz]	2.3	2.4	2.3	2.3	2.3	2.3
Avg. Stride Length [m]	5.7	7.4	7.4	7.3	7.4	7.3



- [ ] Ranking at each section and finish
- .-.- No data available at this section
- NA No data available



Horse/Jockey Name	The Lions' Gate
Final Rank	7
Fastest Section Time (Section)	0:08.73 (Overall)
Top Speed [km/h] (Section)	64.6 (1000m)
Race State	Finished



### Ipswich QLD Professional

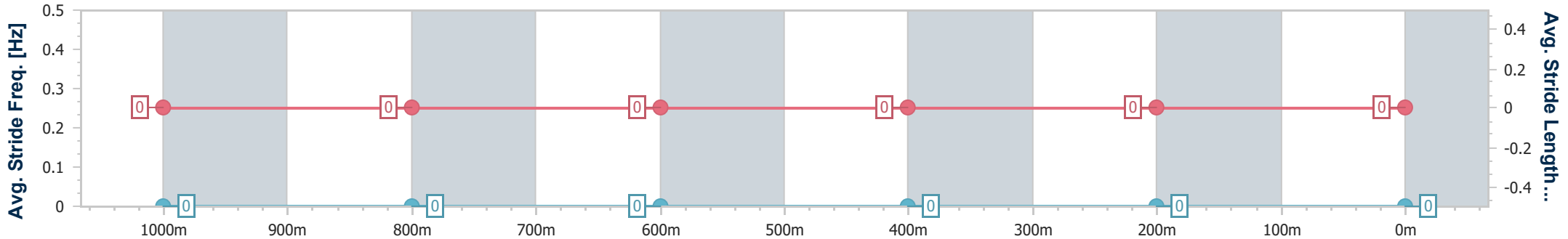
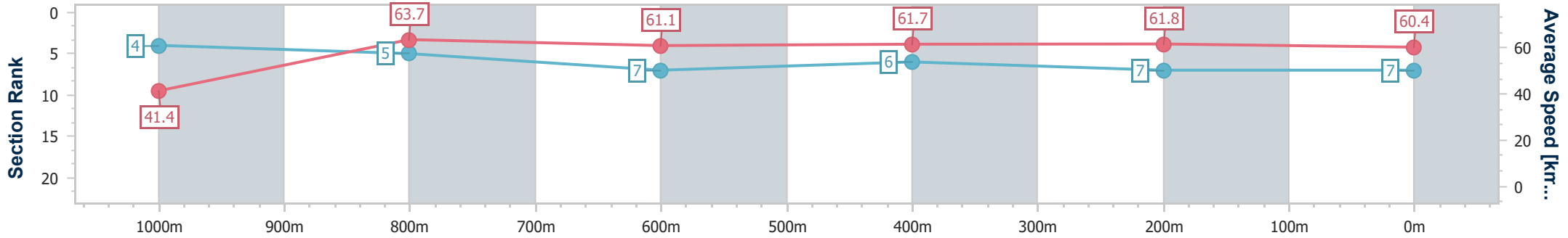
Race 7: IMPERIAL RACING Class 1 Plate - 1100m

05 July 2024 - 15:51



Track Rating: Soft 7, Weather: Fine, Rail Position: +4m Entire

Section	Overall	1000m	800m	600m	400m	200m
Section Times	1:07.44 [7] (0:08.73)	0:58.71 [4] (0:11.36)	0:47.35 [5] (0:11.89)	0:35.46 [7] (0:11.78)	0:23.68 [6] (0:11.77)	0:11.91 [7] (0:11.91)
Average Speed [km/h]	41.4	63.7	61.1	61.7	61.8	60.4
Top Speed [km/h]	63.0	64.6	61.6	63.0	62.4	62.3
Avg. Dist. to Rail [m]	6.7	3.3	2.5	2.2	2.4	3.3
Avg. Stride Freq. [Hz]	---	---	---	---	---	---
Avg. Stride Length [m]	---	---	---	---	---	---



- [ ] Ranking at each section and finish
- No data available at this section
- NA No data available



Horse/Jockey Name	Red Shiraz
Final Rank	8
Fastest Section Time (Section)	0:09.20 (Overall)
Top Speed [km/h] (Section)	65.7 (1000m)
Race State	Finished



### Ipswich QLD Professional

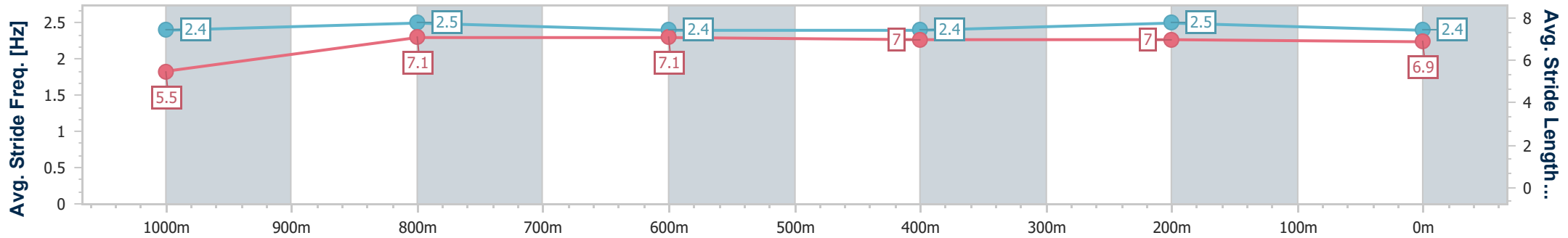
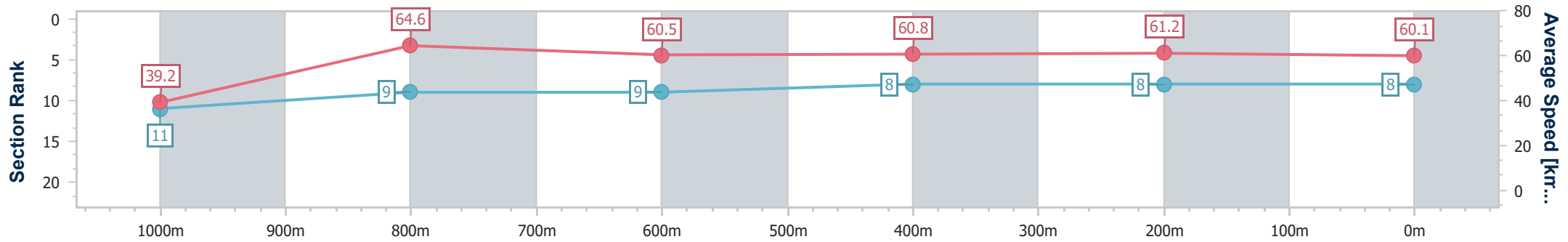
Race 7: IMPERIAL RACING Class 1 Plate - 1100m

05 July 2024 - 15:51



Track Rating: Soft 7, Weather: Fine, Rail Position: +4m Entire

Section	Overall	1000m	800m	600m	400m	200m
Section Times	1:07.55 [8] (0:09.20)	0:58.35 [11] (0:11.11)	0:47.24 [9] (0:11.84)	0:35.40 [9] (0:11.73)	0:23.67 [8] (0:11.69)	0:11.98 [8] (0:11.98)
Average Speed [km/h]	39.2	64.6	60.5	60.8	61.2	60.1
Top Speed [km/h]	62.5	65.7	62.4	62.1	62.0	61.1
Avg. Dist. to Rail [m]	2.0	0.7	1.3	1.6	1.0	1.2
Avg. Stride Freq. [Hz]	2.4	2.5	2.4	2.4	2.5	2.4
Avg. Stride Length [m]	5.5	7.1	7.1	7.0	7.0	6.9



- [ ] Ranking at each section and finish
- .-.- No data available at this section
- NA No data available





Horse/Jockey Name	Costner
Final Rank	9
Fastest Section Time (Section)	0:08.83 (Overall)
Top Speed [km/h] (Section)	64.3 (1000m)
Race State	Finished



### Ipswich QLD Professional

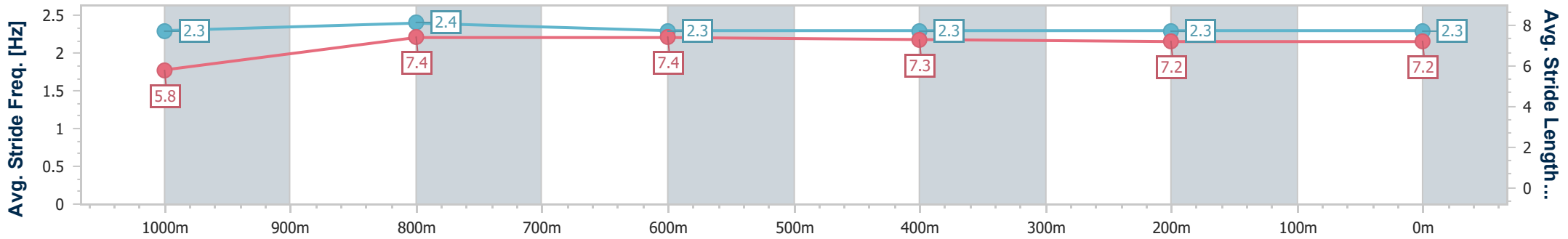
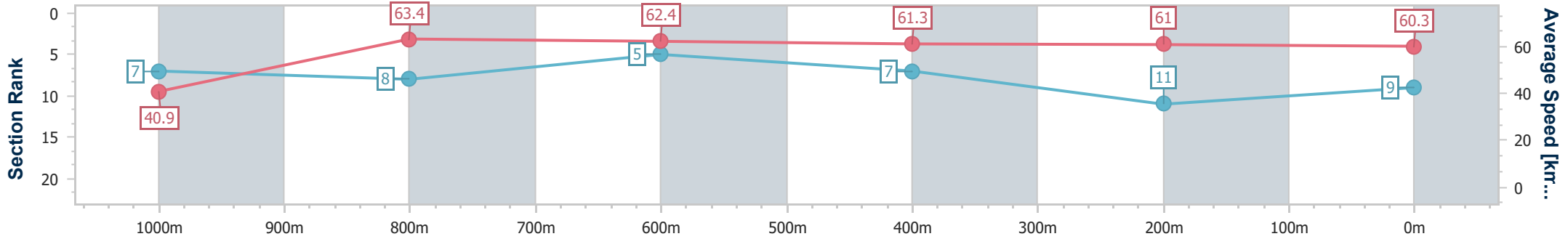
Race 7: IMPERIAL RACING Class 1 Plate - 1100m

05 July 2024 - 15:51



Track Rating: Soft 7, Weather: Fine, Rail Position: +4m Entire

Section	Overall	1000m	800m	600m	400m	200m
Section Times	1:07.63 [9] (0:08.83)	0:58.80 [7] (0:11.45)	0:47.35 [8] (0:11.65)	0:35.70 [5] (0:11.86)	0:23.84 [7] (0:11.95)	0:11.89 [11] (0:11.89)
Average Speed [km/h]	40.9	63.4	62.4	61.3	61.0	60.3
Top Speed [km/h]	62.1	64.3	63.6	62.5	62.0	62.1
Avg. Dist. to Rail [m]	9.0	3.7	2.7	2.6	3.2	4.9
Avg. Stride Freq. [Hz]	2.3	2.4	2.3	2.3	2.3	2.3
Avg. Stride Length [m]	5.8	7.4	7.4	7.3	7.2	7.2



- [ ] Ranking at each section and finish
- .-.- No data available at this section
- NA No data available



Horse/Jockey Name	Chayse'n'scotty
Final Rank	10
Fastest Section Time (Section)	0:08.73 (Overall)
Top Speed [km/h] (Section)	64.8 (1000m)
Race State	Finished



### Ipswich QLD Professional

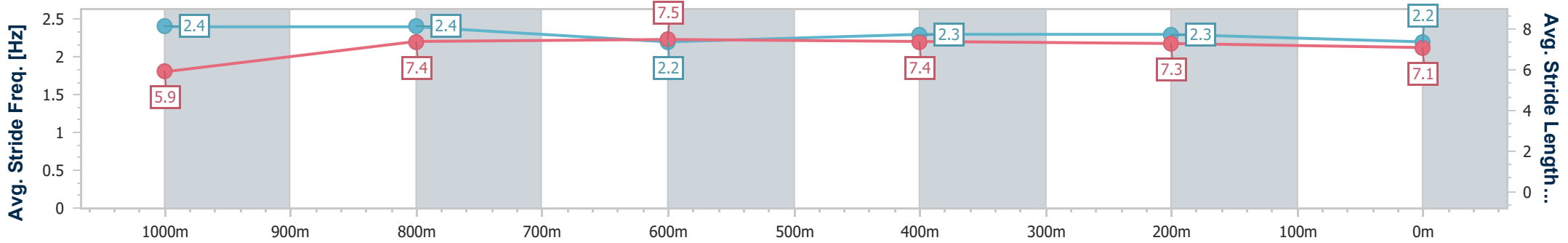
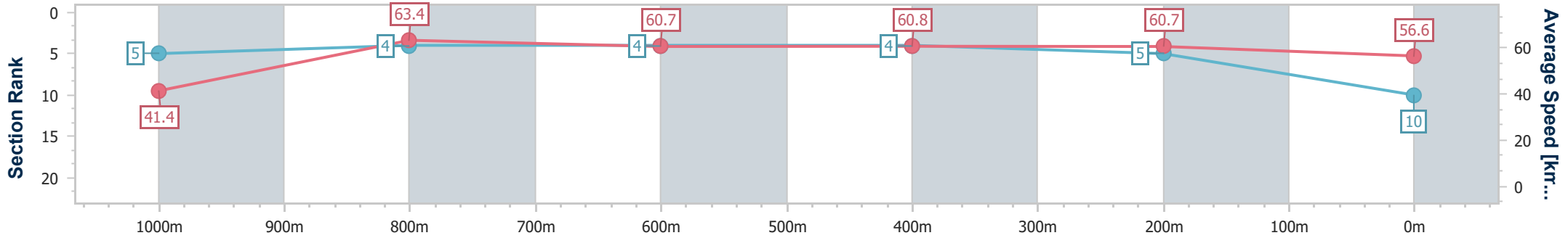
Race 7: IMPERIAL RACING Class 1 Plate - 1100m

05 July 2024 - 15:51



Track Rating: Soft 7, Weather: Fine, Rail Position: +4m Entire

Section	Overall	1000m	800m	600m	400m	200m
Section Times	1:08.17 [10] (0:08.73)	0:59.44 [5] (0:11.33)	0:48.11 [4] (0:11.83)	0:36.28 [4] (0:11.74)	0:24.54 [4] (0:11.80)	0:12.74 [5] (0:12.74)
Average Speed [km/h]	41.4	63.4	60.7	60.8	60.7	56.6
Top Speed [km/h]	62.3	64.8	61.2	61.7	61.1	60.1
Avg. Dist. to Rail [m]	0.9	0.2	1.1	1.4	1.4	1.2
Avg. Stride Freq. [Hz]	2.4	2.4	2.2	2.3	2.3	2.2
Avg. Stride Length [m]	5.9	7.4	7.5	7.4	7.3	7.1



- [ ] Ranking at each section and finish
- .-.- No data available at this section
- NA No data available



Horse/Jockey Name	Great Barrier Reef
Final Rank	11
Fastest Section Time (Section)	0:08.82 (Overall)
Top Speed [km/h] (Section)	64.4 (1000m)
Race State	Finished



### Ipswich QLD Professional

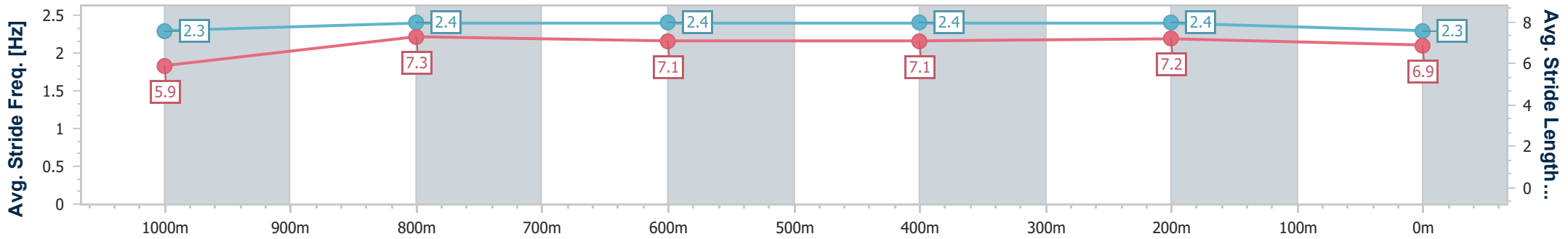
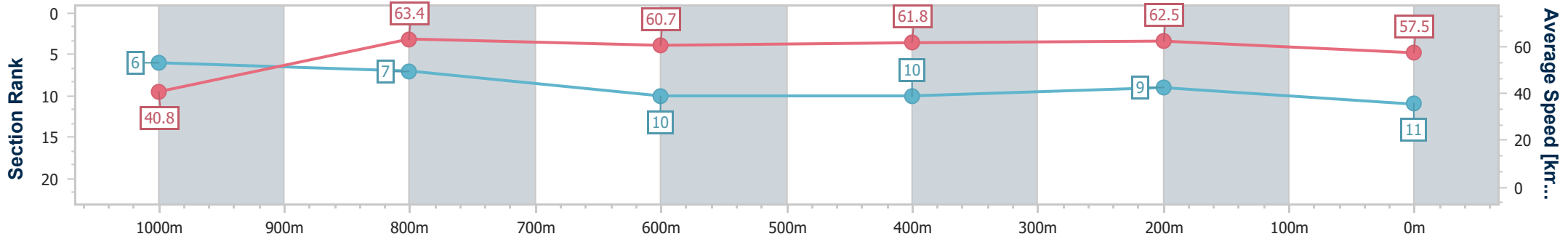
Race 7: IMPERIAL RACING Class 1 Plate - 1100m

05 July 2024 - 15:51



Track Rating: Soft 7, Weather: Fine, Rail Position: +4m Entire

Section	Overall	1000m	800m	600m	400m	200m
Section Times	1:08.18 [11] (0:08.82)	0:59.36 [6] (0:11.45)	0:47.91 [7] (0:12.02)	0:35.89 [10] (0:11.75)	0:24.14 [10] (0:11.61)	0:12.53 [9] (0:12.53)
Average Speed [km/h]	40.8	63.4	60.7	61.8	62.5	57.5
Top Speed [km/h]	61.5	64.4	61.8	62.7	63.6	60.4
Avg. Dist. to Rail [m]	7.7	3.1	3.3	2.2	3.2	5.6
Avg. Stride Freq. [Hz]	2.3	2.4	2.4	2.4	2.4	2.3
Avg. Stride Length [m]	5.9	7.3	7.1	7.1	7.2	6.9



- [ ] Ranking at each section and finish
- .-.- No data available at this section
- NA No data available

Track Rating: Soft 7, Weather: Fine, Rail Position: +4m Entire

Section		Field Times												
Overall	1400m	1200m	1000m	800m	600m	400m	Last 600m							
1:46.70 (0:19.37)	1:27.33 (0:12.24)	1:15.09 (0:12.35)	1:02.74 (0:12.65)	0:50.09 (0:12.53)	0:37.56 (0:12.47)	0:25.09 (0:12.56)	0:37.56							
Rank	TAB	Horse/Jockey	Barrier	Top Speed [km/h]	Fastest Section								Distance Travelled [m]	
1	9	<b>MOUNT ZION</b> Rikki Jamieson	21	62.5	0:12.06	1:46.70 [1] (0:19.76)	1:26.94 [4] (0:12.06)	1:14.88 [2] (0:12.21)	1:02.67 [2] (0:12.68)	0:49.99 [2] (0:12.50)	0:37.49 [2] (0:12.40)	0:25.09 [1] (0:12.56)	0:37.49	
2	15	<b>SET ABLAZE</b> Nathan Thomas	10	61.8	0:12.15	1:46.77 [2] (0:20.34)	1:26.43 [12] (0:12.32)	1:14.11 [11] (0:12.55)	1:01.56 [11] (0:12.42)	0:49.14 [11] (0:12.51)	0:36.63 [12] (0:12.29)	0:24.34 [12] (0:12.19)	0:36.63	+2
3	2	<b>MAURICE'S MEDAD</b> Nikita Beriman	13	61.7	0:12.23	1:46.80 [3] (0:20.00)	1:26.80 [7] (0:12.52)	1:14.28 [10] (0:12.41)	1:01.87 [8] (0:12.46)	0:49.41 [8] (0:12.52)	0:36.89 [8] (0:12.30)	0:24.59 [7] (0:12.23)	0:36.89	+6
4	12	<b>INTENTIONAL LASS</b> Jake Bayliss	16	62.9	0:12.36	1:47.04 [4] (0:19.56)	1:27.48 [3] (0:12.36)	1:15.12 [4] (0:12.49)	1:02.63 [4] (0:12.57)	0:50.06 [5] (0:12.59)	0:37.47 [5] (0:12.40)	0:25.07 [5] (0:12.50)	0:37.47	-2
5	5	<b>ASHFALL</b> Michael Rodd	5	62.5	0:12.33	1:47.06 [5] (0:20.06)	1:27.00 [9] (0:12.36)	1:14.64 [8] (0:12.57)	1:02.07 [10] (0:12.57)	0:49.50 [10] (0:12.38)	0:37.12 [10] (0:12.38)	0:24.74 [9] (0:12.41)	0:37.12	+0
6	11	<b>PRADO</b> Karl Zechner	12	63.2	0:12.35	1:47.12 [6] (0:19.52)	1:27.60 [2] (0:12.35)	1:15.25 [3] (0:12.40)	1:02.85 [3] (0:12.63)	0:50.22 [4] (0:12.51)	0:37.71 [4] (0:12.45)	0:25.26 [4] (0:12.63)	0:37.71	-4
7	16	<b>GODRA</b> Georgina Cartwright	1	60.2	0:12.38	1:47.40 [7] (0:20.07)	1:27.33 [10] (0:12.38)	1:14.95 [9] (0:12.51)	1:02.44 [9] (0:12.49)	0:49.95 [9] (0:12.49)	0:37.46 [9] (0:12.39)	0:25.07 [10] (0:12.46)	0:37.46	-7
8	18	<b>WHISKY TRAIN</b> Cejay Graham	8	60.3	0:12.33	1:47.42 [8] (0:19.80)	1:27.62 [6] (0:12.33)	1:15.29 [6] (0:12.48)	1:02.81 [6] (0:12.56)	0:50.25 [6] (0:12.52)	0:37.73 [6] (0:12.41)	0:25.32 [6] (0:12.72)	0:37.73	-6
9	10	<b>SMART AS SMART</b> Damien Thornton	11	60.7	0:12.19	1:47.44 [9] (0:20.00)	1:27.44 [8] (0:12.19)	1:15.25 [7] (0:12.35)	1:02.90 [5] (0:12.32)	0:50.58 [3] (0:12.50)	0:38.08 [3] (0:12.39)	0:25.69 [3] (0:12.65)	0:38.08	+2
10	17	<b>VACATION LEAVE</b> Robbie Dolan	18	60.2	0:12.26	1:47.46 [10] (0:20.35)	1:27.11 [13] (0:12.82)	1:14.29 [13] (0:12.26)	1:02.03 [12] (0:12.29)	0:49.74 [12] (0:12.41)	0:37.33 [11] (0:12.39)	0:24.94 [13] (0:12.42)	0:37.33	-3

Scratched: Anyway You Want It (#8), Simply Refuse (#6), Fat Fingers (#19), Fortivaci (#22), Tambourine Man (#4), Deal An Ace (#21), Born To Be Alive (#13), A Certain Maybe (#7), Vetoed (#14)



Ipswich QLD Professional  
 Race 8: SEVEN NEWS Class 2 Handicap - 1680m  
 05 July 2024 - 16:27



Track Rating: Soft 7, Weather: Fine, Rail Position: +4m Entire

Section		Overall	1400m	1200m	1000m	800m	600m	400m	Last 600m
Field Times		1:46.70 (0:19.37)	1:27.33 (0:12.24)	1:15.09 (0:12.35)	1:02.74 (0:12.65)	0:50.09 (0:12.53)	0:37.56 (0:12.47)	0:25.09 (0:12.56)	0:37.56

Rank	TAB	Horse/Jockey	Barrier	Top Speed [km/h]	Fastest Section	Overall	1400m	1200m	1000m	800m	600m	400m	Last 600m	Distance Travelled [m]
11	1	THE DEPUTY Michael Cahill	9	61.9	0:12.08 600m	1:47.89 [11] (0:20.22)	1:27.67 [11] (0:12.61)	1:15.06 [12] (0:12.63)	1:02.43 [13] (0:12.27)	0:50.16 [13] (0:12.62)	0:37.54 [13] (0:12.08)	0:25.46 [11] (0:12.32)	0:37.54	+7
12	20	MATSUYAMA Nozi Tomizawa	4	61.5	0:12.29 1400m	1:48.66 [12] (0:19.80)	1:28.86 [5] (0:12.29)	1:16.57 [5] (0:12.62)	1:03.95 [7] (0:12.55)	0:51.40 [7] (0:12.45)	0:38.95 [7] (0:12.50)	0:26.45 [8] (0:12.92)	0:38.95	+1
13	3	FREDDIE Samantha Collett	22	63.4	0:12.24 1400m	1:48.86 [13] (0:19.37)	1:29.49 [1] (0:12.24)	1:17.25 [1] (0:12.35)	1:04.90 [1] (0:12.65)	0:52.25 [1] (0:12.53)	0:39.72 [1] (0:12.49)	0:27.23 [2] (0:13.02)	0:39.72	-5

Scratched: Anyway You Want It (#8), Simply Refuse (#6), Fat Fingers (#19), Fortivaci (#22), Tambourine Man (#4), Deal An Ace (#21), Born To Be Alive (#13), A Certain Maybe (#7), Vetoed (#14)



# Ipswich QLD Professional

## Race 8: SEVEN NEWS Class 2 Handicap - 1680m

05 July 2024 - 16:27



Track Rating: Soft 7, Weather: Fine, Rail Position: +4m Entire

Section				200m				Last 600m	
Field Times				0:12.53 (0:12.53)				0:37.56	
Rank	TAB	Horse/Jockey	Barrier	Top Speed [km/h]	Fastest Section	Margin			Distance Travelled [m]
1	9	<b>MOUNT ZION</b> Rikki Jamieson	21	62.5 Overall	0:12.06 1400m	0:12.53 [1] (0:12.53)	1:46.70		0:37.49
2	15	<b>SET ABLAZE</b> Nathan Thomas	10	61.8 Overall	0:12.15 200m	0:12.15 [6] (0:12.15)	0.39L		0:36.63 +2
3	2	<b>MAURICE'S MEDAD</b> Nikita Beriman	13	61.7 Overall	0:12.23 400m	0:12.36 [3] (0:12.36)	0.56L		0:36.89 +6
4	12	<b>INTENTIONAL LASS</b> Jake Bayliss	16	62.9 Overall	0:12.36 1400m	0:12.57 [4] (0:12.57)	1.96L		0:37.47 -2
5	5	<b>ASHFALL</b> Michael Rodd	5	62.5 Overall	0:12.33 200m	0:12.33 [8] (0:12.33)	2.09L		0:37.12 +0
6	11	<b>PRADO</b> Karl Zechner	12	63.2 Overall	0:12.35 1400m	0:12.63 [5] (0:12.63)	2.46L		0:37.71 -4
7	16	<b>GODRA</b> Georgina Cartwright	1	60.2 Overall	0:12.38 1400m	0:12.61 [10] (0:12.61)	4.1L		0:37.46 -7
8	18	<b>WHISKY TRAIN</b> Cejay Graham	8	60.3 Overall	0:12.33 1400m	0:12.60 [11] (0:12.60)	4.22L		0:37.73 -6
9	10	<b>SMART AS SMART</b> Damien Thornton	11	60.7 Overall	0:12.19 1400m	0:13.04 [2] (0:13.04)	4.35L		0:38.08 +2
10	17	<b>VACATION LEAVE</b> Robbie Dolan	18	60.2 1000m	0:12.26 1200m	0:12.52 [12] (0:12.52)	4.42L		0:37.33 -3

Scratched: Anyway You Want It (#8), Simply Refuse (#6), Fat Fingers (#19), Fortivaci (#22), Tambourine Man (#4), Deal An Ace (#21), Born To Be Alive (#13), A Certain Maybe (#7), Vetoed (#14)



Ipswich QLD Professional  
 Race 8: SEVEN NEWS Class 2 Handicap - 1680m  
 05 July 2024 - 16:27



Track Rating: Soft 7, Weather: Fine, Rail Position: +4m Entire

Section				200m				Last 600m	
Field Times				0:12.53 (0:12.53)				0:37.56	
Rank	TAB	Horse/Jockey	Barrier	Top Speed [km/h]	Fastest Section	Margin			Distance Travelled [m]
11	1	THE DEPUTY Michael Cahill	9	61.9 Overall	0:12.08 600m	0:13.14 [9] (0:13.14)	6.99L		0:37.54 +7
12	20	MATSUYAMA Nozi Tomizawa	4	61.5 Overall	0:12.29 1400m	0:13.53 [13] (0:13.53)	11.52L		0:38.95 +1
13	3	FREDDIE Samantha Collett	22	63.4 Overall	0:12.24 1400m	0:14.21 [7] (0:14.21)	12.68L		0:39.72 -5

Scratched: Anyway You Want It (#8), Simply Refuse (#6), Fat Fingers (#19), Fortivaci (#22), Tambourine Man (#4), Deal An Ace (#21), Born To Be Alive (#13), A Certain Maybe (#7), Vetoed (#14)



Horse/Jockey Name	Mount Zion
Final Rank	1
Fastest Section Time (Section)	0:12.06 (1400m)
Top Speed [km/h] (Section)	62.5 (Overall)
Race State	Finished



### Ipswich QLD Professional

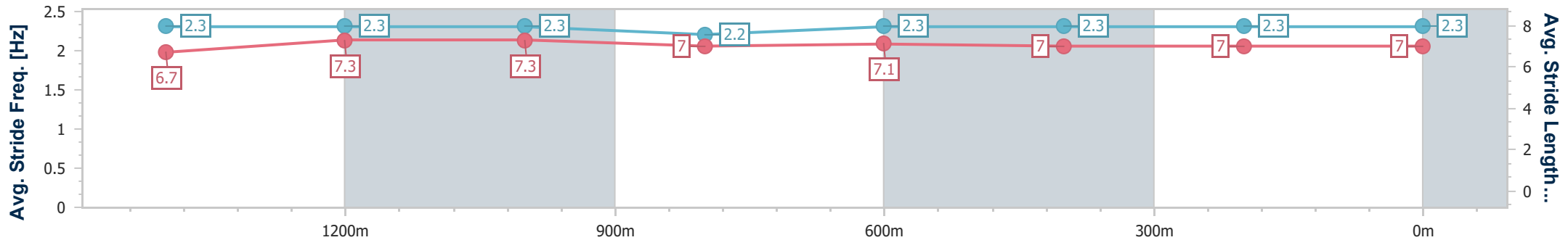
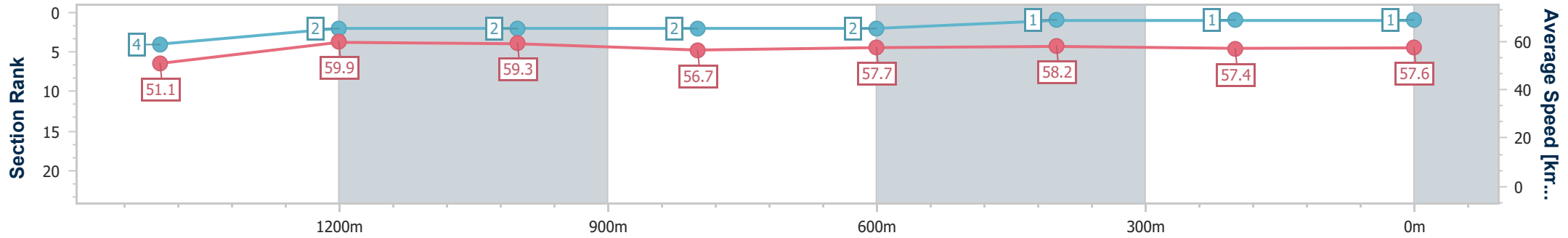
Race 8: SEVEN NEWS Class 2 Handicap - 1680m

05 July 2024 - 16:27



Track Rating: Soft 7, Weather: Fine, Rail Position: +4m Entire

Section	Overall	1400m	1200m	1000m	800m	600m	400m	200m
Section Times	1:46.70 [1] (0:19.76)	1:26.94 [4] (0:12.06)	1:14.88 [2] (0:12.21)	1:02.67 [2] (0:12.68)	0:49.99 [2] (0:12.50)	0:37.49 [2] (0:12.40)	0:25.09 [1] (0:12.56)	0:12.53 [1] (0:12.53)
Average Speed [km/h]	51.1	59.9	59.3	56.7	57.7	58.2	57.4	57.6
Top Speed [km/h]	62.5	60.7	59.9	58.8	58.3	58.9	58.1	58.5
Avg. Dist. to Rail [m]	6.5	1.1	0.5	0.4	0.6	0.5	0.9	2.0
Avg. Stride Freq. [Hz]	2.3	2.3	2.3	2.2	2.3	2.3	2.3	2.3
Avg. Stride Length [m]	6.7	7.3	7.3	7.0	7.1	7.0	7.0	7.0



- [ ] Ranking at each section and finish
- .-.-.- No data available at this section
- NA No data available





Horse/Jockey Name	Set Ablaze
Final Rank	2
Fastest Section Time (Section)	0:12.15 (200m)
Top Speed [km/h] (Section)	61.8 (Overall)
Race State	Finished



### Ipswich QLD Professional

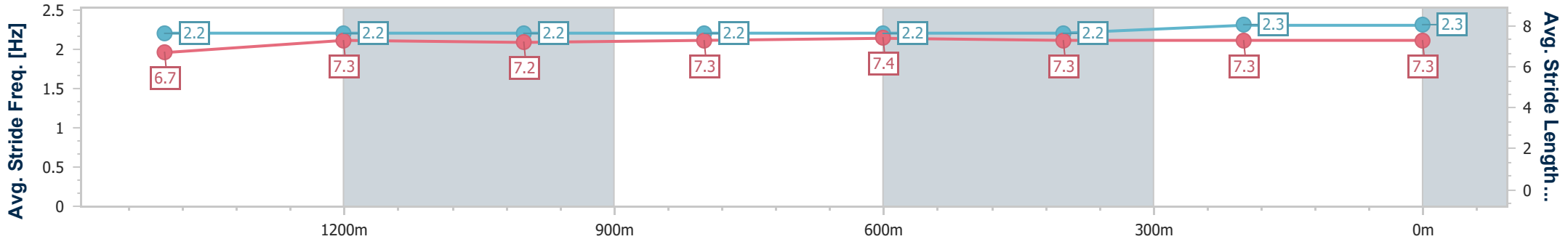
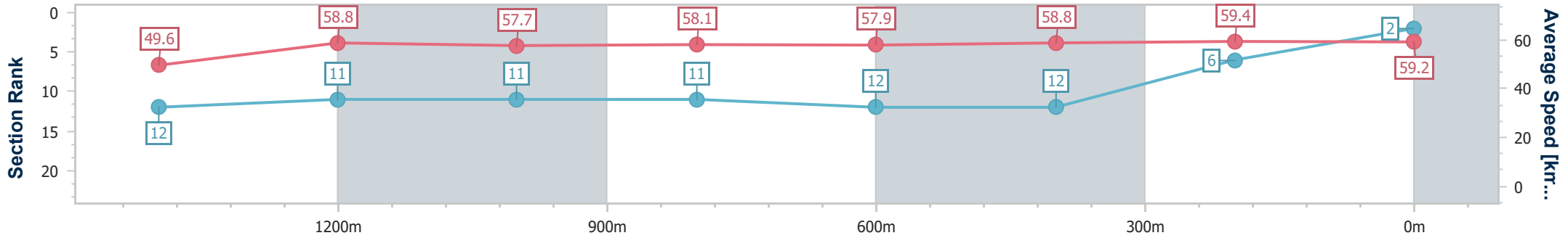
Race 8: SEVEN NEWS Class 2 Handicap - 1680m

05 July 2024 - 16:27



Track Rating: Soft 7, Weather: Fine, Rail Position: +4m Entire

Section	Overall	1400m	1200m	1000m	800m	600m	400m	200m
Section Times	1:46.77 [2] (0:20.34)	1:26.43 [12] (0:12.32)	1:14.11 [11] (0:12.55)	1:01.56 [11] (0:12.42)	0:49.14 [11] (0:12.51)	0:36.63 [12] (0:12.29)	0:24.34 [12] (0:12.19)	0:12.15 [6]
Average Speed [km/h]	49.6	58.8	57.7	58.1	57.9	58.8	59.4	59.2
Top Speed [km/h]	61.8	60.0	59.1	58.7	59.0	59.6	59.9	60.0
Avg. Dist. to Rail [m]	4.0	0.7	1.0	1.6	1.4	1.1	2.8	4.5
Avg. Stride Freq. [Hz]	2.2	2.2	2.2	2.2	2.2	2.2	2.3	2.3
Avg. Stride Length [m]	6.7	7.3	7.2	7.3	7.4	7.3	7.3	7.3



- [ ] Ranking at each section and finish
- .-.- No data available at this section
- NA No data available



Horse/Jockey Name	Maurice's Medad
Final Rank	3
Fastest Section Time (Section)	0:12.23 (400m)
Top Speed [km/h] (Section)	61.7 (Overall)
Race State	Finished



### Ipswich QLD Professional

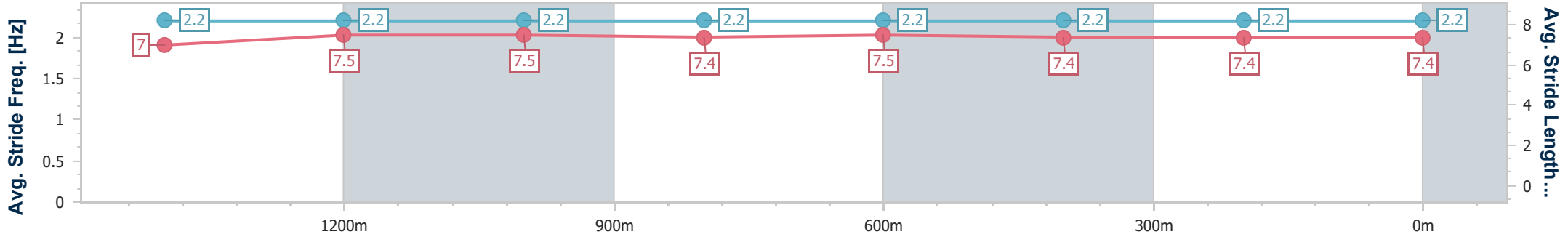
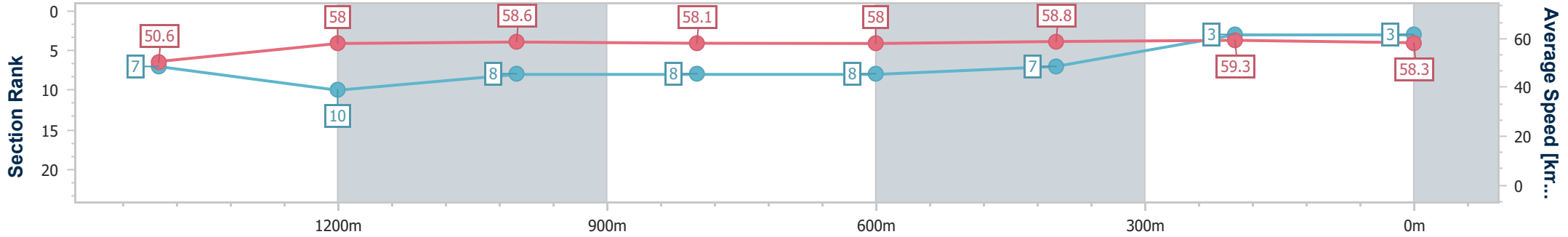
Race 8: SEVEN NEWS Class 2 Handicap - 1680m

05 July 2024 - 16:27



Track Rating: Soft 7, Weather: Fine, Rail Position: +4m Entire

Section	Overall	1400m	1200m	1000m	800m	600m	400m	200m
Section Times	1:46.80 [3] (0:20.00)	1:26.80 [7] (0:12.52)	1:14.28 [10] (0:12.41)	1:01.87 [8] (0:12.46)	0:49.41 [8] (0:12.52)	0:36.89 [8] (0:12.30)	0:24.59 [7] (0:12.23)	0:12.36 [3] (0:12.36)
Average Speed [km/h]	50.6	58.0	58.6	58.1	58.0	58.8	59.3	58.3
Top Speed [km/h]	61.7	60.0	59.0	58.7	58.7	59.5	59.7	59.0
Avg. Dist. to Rail [m]	5.3	2.5	2.1	1.9	1.7	1.9	2.2	3.5
Avg. Stride Freq. [Hz]	2.2	2.2	2.2	2.2	2.2	2.2	2.2	2.2
Avg. Stride Length [m]	7.0	7.5	7.5	7.4	7.5	7.4	7.4	7.4



- [ ] Ranking at each section and finish
- .-.- No data available at this section
- NA No data available



Horse/Jockey Name	Intentional Lass
Final Rank	4
Fastest Section Time (Section)	0:12.36 (1400m)
Top Speed [km/h] (Section)	62.9 (Overall)
Race State	Finished



### Ipswich QLD Professional

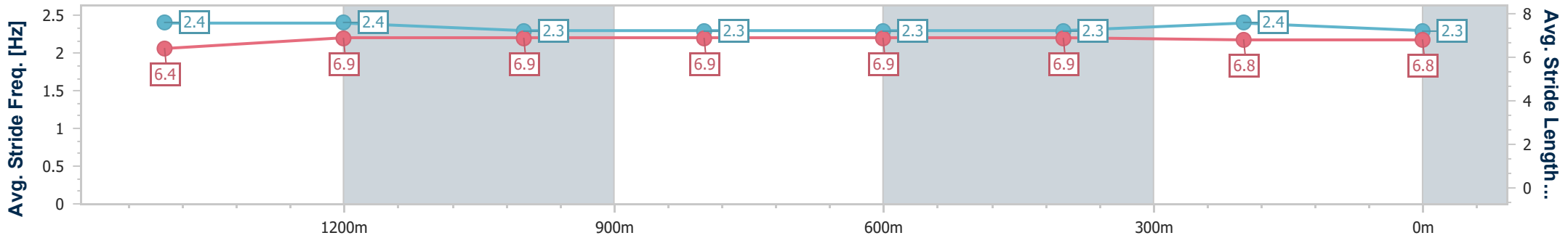
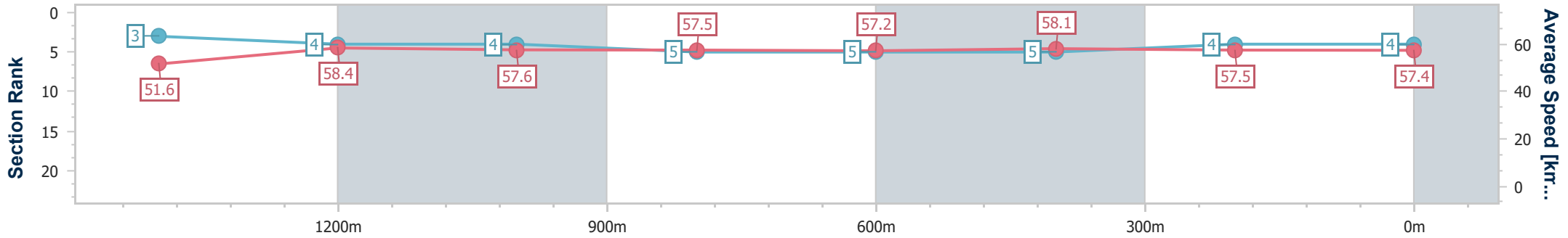
Race 8: SEVEN NEWS Class 2 Handicap - 1680m

05 July 2024 - 16:27



Track Rating: Soft 7, Weather: Fine, Rail Position: +4m Entire

Section	Overall	1400m	1200m	1000m	800m	600m	400m	200m
Section Times	1:47.04 [4] (0:19.56)	1:27.48 [3] (0:12.36)	1:15.12 [4] (0:12.49)	1:02.63 [4] (0:12.57)	0:50.06 [5] (0:12.59)	0:37.47 [5] (0:12.40)	0:25.07 [5] (0:12.50)	0:12.57 [4] (0:12.57)
Average Speed [km/h]	51.6	58.4	57.6	57.5	57.2	58.1	57.5	57.4
Top Speed [km/h]	62.9	59.1	58.7	58.8	58.4	59.1	58.2	57.9
Avg. Dist. to Rail [m]	5.2	0.5	0.2	0.6	0.5	0.4	0.2	0.9
Avg. Stride Freq. [Hz]	2.4	2.4	2.3	2.3	2.3	2.3	2.4	2.3
Avg. Stride Length [m]	6.4	6.9	6.9	6.9	6.9	6.9	6.8	6.8



- [ ] Ranking at each section and finish
- .-.- No data available at this section
- NA No data available



Horse/Jockey Name	Ashfall
Final Rank	5
Fastest Section Time (Section)	0:12.33 (200m)
Top Speed [km/h] (Section)	62.5 (Overall)
Race State	Finished



### Ipswich QLD Professional

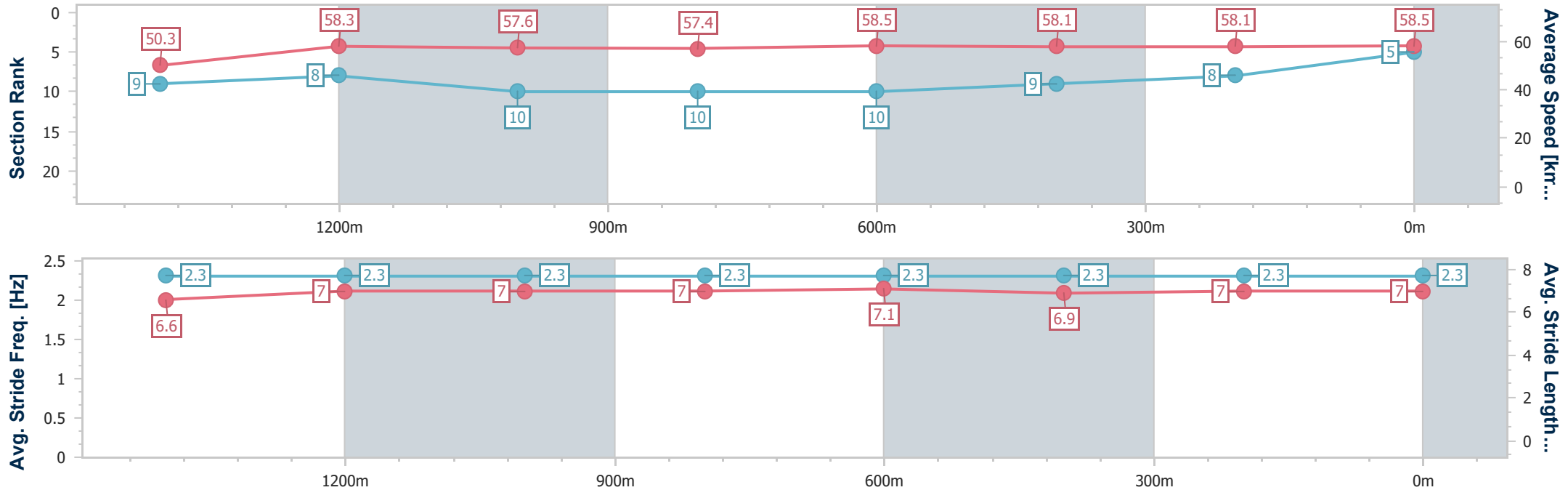
Race 8: SEVEN NEWS Class 2 Handicap - 1680m

05 July 2024 - 16:27



Track Rating: Soft 7, Weather: Fine, Rail Position: +4m Entire

Section	Overall	1400m	1200m	1000m	800m	600m	400m	200m
Section Times	1:47.06 [5] (0:20.06)	1:27.00 [9] (0:12.36)	1:14.64 [8] (0:12.57)	1:02.07 [10] (0:12.57)	0:49.50 [10] (0:12.38)	0:37.12 [10] (0:12.38)	0:24.74 [9] (0:12.41)	0:12.33 [8] (0:12.33)
Average Speed [km/h]	50.3	58.3	57.6	57.4	58.5	58.1	58.1	58.5
Top Speed [km/h]	62.5	60.5	58.0	58.6	59.2	59.1	59.3	59.1
Avg. Dist. to Rail [m]	3.1	1.0	1.2	1.1	0.6	0.6	1.1	3.3
Avg. Stride Freq. [Hz]	2.3	2.3	2.3	2.3	2.3	2.3	2.3	2.3
Avg. Stride Length [m]	6.6	7.0	7.0	7.0	7.1	6.9	7.0	7.0



- [ ] Ranking at each section and finish
- .-.- No data available at this section
- NA No data available



Horse/Jockey Name	Prado
Final Rank	6
Fastest Section Time (Section)	0:12.35 (1400m)
Top Speed [km/h] (Section)	63.2 (Overall)
Race State	Finished



### Ipswich QLD Professional

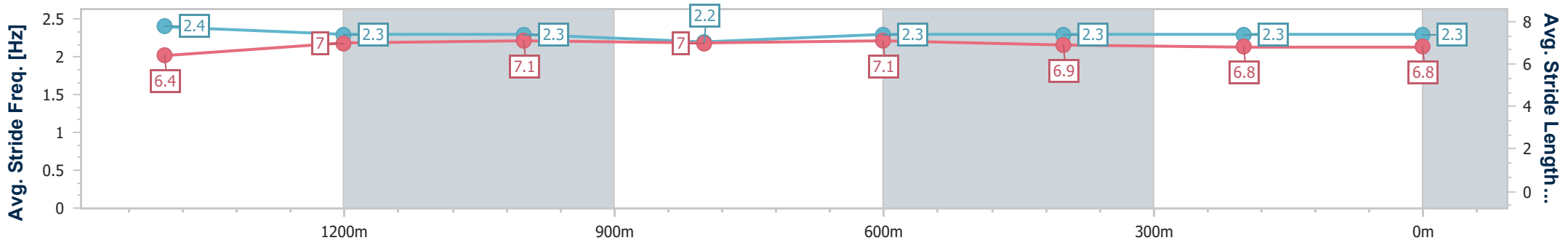
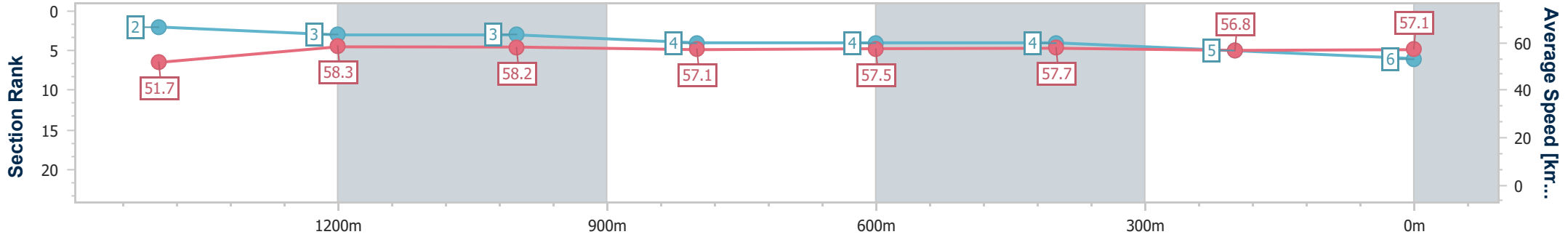
Race 8: SEVEN NEWS Class 2 Handicap - 1680m

05 July 2024 - 16:27



Track Rating: Soft 7, Weather: Fine, Rail Position: +4m Entire

Section	Overall	1400m	1200m	1000m	800m	600m	400m	200m
Section Times	1:47.12 [6] (0:19.52)	1:27.60 [2] (0:12.35)	1:15.25 [3] (0:12.40)	1:02.85 [3] (0:12.63)	0:50.22 [4] (0:12.51)	0:37.71 [4] (0:12.45)	0:25.26 [4] (0:12.63)	0:12.63 [5] (0:12.63)
Average Speed [km/h]	51.7	58.3	58.2	57.1	57.5	57.7	56.8	57.1
Top Speed [km/h]	63.2	59.0	58.8	58.5	58.3	58.8	57.6	57.8
Avg. Dist. to Rail [m]	3.9	0.1	0.4	0.3	0.1	0.7	0.4	0.4
Avg. Stride Freq. [Hz]	2.4	2.3	2.3	2.2	2.3	2.3	2.3	2.3
Avg. Stride Length [m]	6.4	7.0	7.1	7.0	7.1	6.9	6.8	6.8



- [ ] Ranking at each section and finish
- .-.- No data available at this section
- NA No data available



Horse/Jockey Name	Godra
Final Rank	7
Fastest Section Time (Section)	0:12.38 (1400m)
Top Speed [km/h] (Section)	60.2 (Overall)
Race State	Finished



### Ipswich QLD Professional

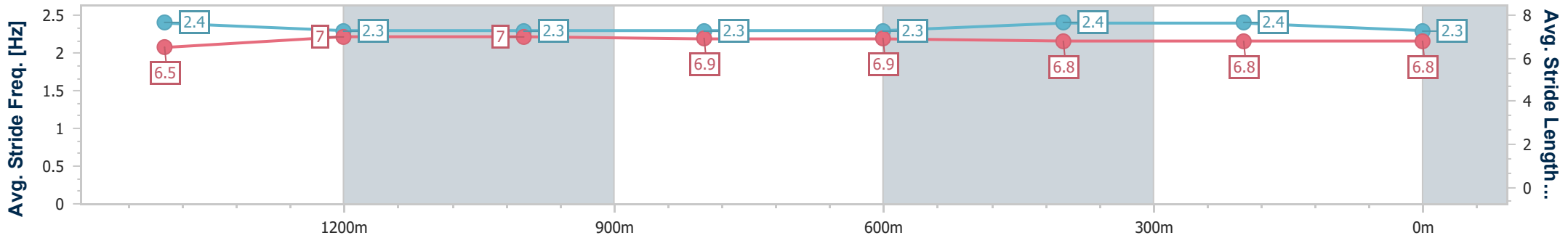
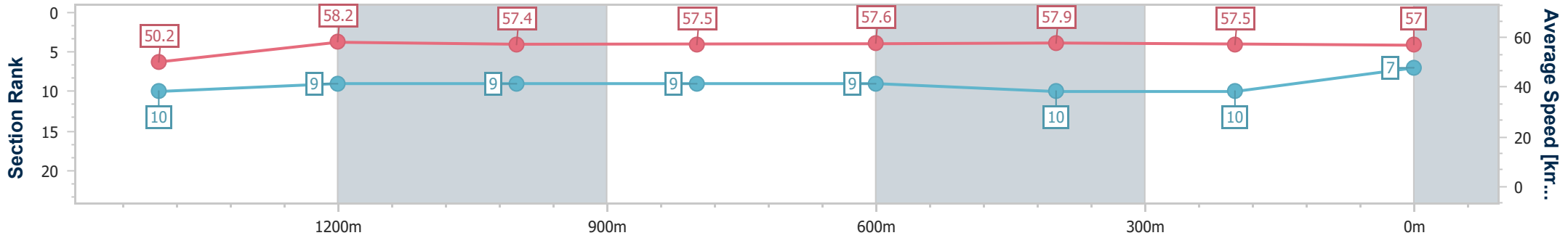
Race 8: SEVEN NEWS Class 2 Handicap - 1680m

05 July 2024 - 16:27



Track Rating: Soft 7, Weather: Fine, Rail Position: +4m Entire

Section	Overall	1400m	1200m	1000m	800m	600m	400m	200m
Section Times	1:47.40 [7] (0:20.07)	1:27.33 [10] (0:12.38)	1:14.95 [9] (0:12.51)	1:02.44 [9] (0:12.49)	0:49.95 [9] (0:12.49)	0:37.46 [9] (0:12.39)	0:25.07 [10] (0:12.46)	0:12.61 [10] (0:12.61)
Average Speed [km/h]	50.2	58.2	57.4	57.5	57.6	57.9	57.5	57.0
Top Speed [km/h]	60.2	59.5	58.7	58.7	58.9	58.7	58.2	58.3
Avg. Dist. to Rail [m]	0.9	0.4	0.3	0.2	0.4	0.7	1.0	1.7
Avg. Stride Freq. [Hz]	2.4	2.3	2.3	2.3	2.3	2.4	2.4	2.3
Avg. Stride Length [m]	6.5	7.0	7.0	6.9	6.9	6.8	6.8	6.8



- [ ] Ranking at each section and finish
- .-.- No data available at this section
- NA No data available



Horse/Jockey Name	Whisky Train
Final Rank	8
Fastest Section Time (Section)	0:12.33 (1400m)
Top Speed [km/h] (Section)	60.3 (Overall)
Race State	Finished



### Ipswich QLD Professional

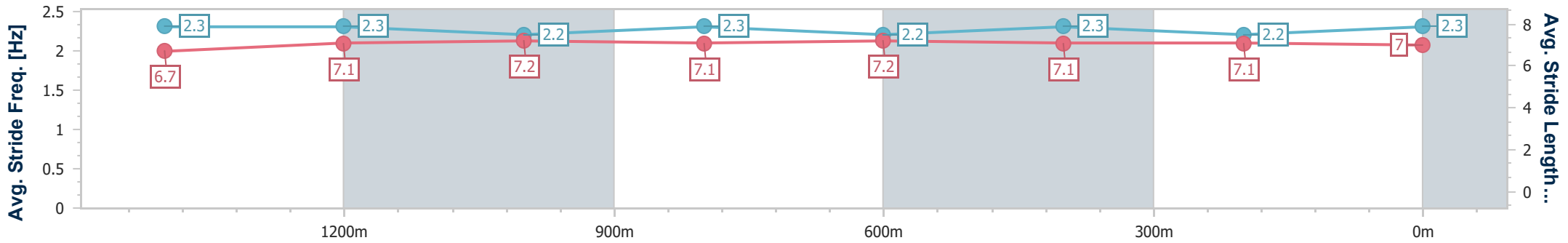
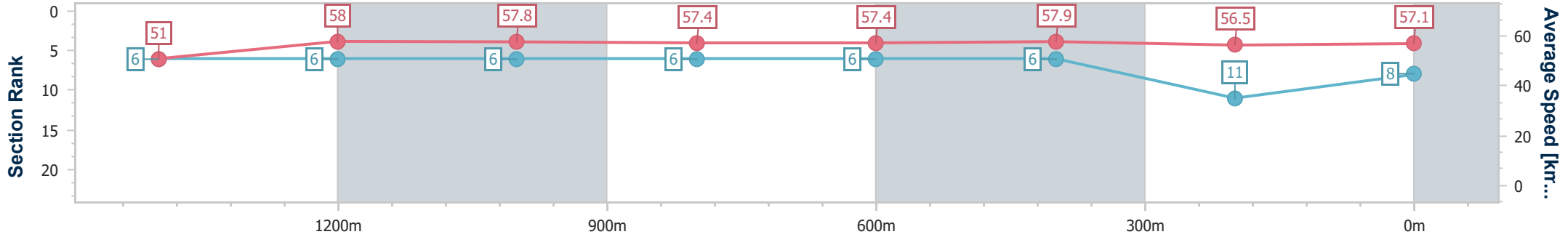
Race 8: SEVEN NEWS Class 2 Handicap - 1680m

05 July 2024 - 16:27



Track Rating: Soft 7, Weather: Fine, Rail Position: +4m Entire

Section	Overall	1400m	1200m	1000m	800m	600m	400m	200m
Section Times	1:47.42 [8] (0:19.80)	1:27.62 [6] (0:12.33)	1:15.29 [6] (0:12.48)	1:02.81 [6] (0:12.56)	0:50.25 [6] (0:12.52)	0:37.73 [6] (0:12.41)	0:25.32 [6] (0:12.72)	0:12.60 [11] (0:12.60)
Average Speed [km/h]	51.0	58.0	57.8	57.4	57.4	57.9	56.5	57.1
Top Speed [km/h]	60.3	59.2	59.2	59.7	58.3	59.3	57.6	58.8
Avg. Dist. to Rail [m]	2.2	0.8	0.1	0.3	0.2	0.4	1.0	0.3
Avg. Stride Freq. [Hz]	2.3	2.3	2.2	2.3	2.2	2.3	2.2	2.3
Avg. Stride Length [m]	6.7	7.1	7.2	7.1	7.2	7.1	7.1	7.0



- [ ] Ranking at each section and finish
- .-.- No data available at this section
- NA No data available



Horse/Jockey Name	Smart As Smart
Final Rank	9
Fastest Section Time (Section)	0:12.19 (1400m)
Top Speed [km/h] (Section)	60.7 (Overall)
Race State	Finished



### Ipswich QLD Professional

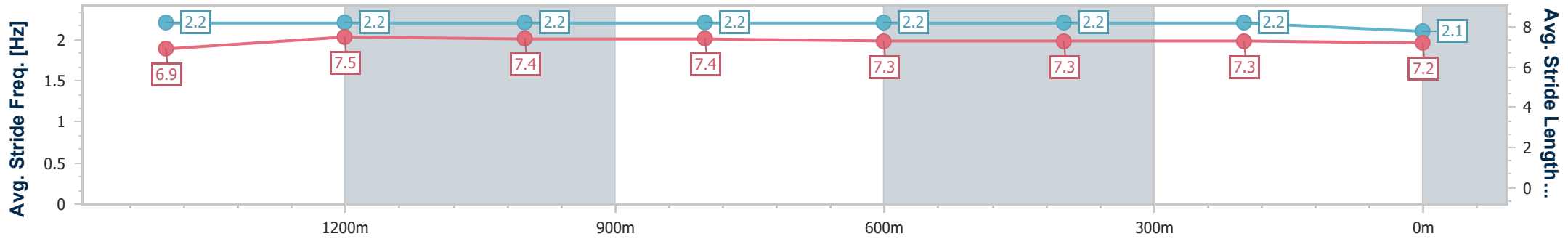
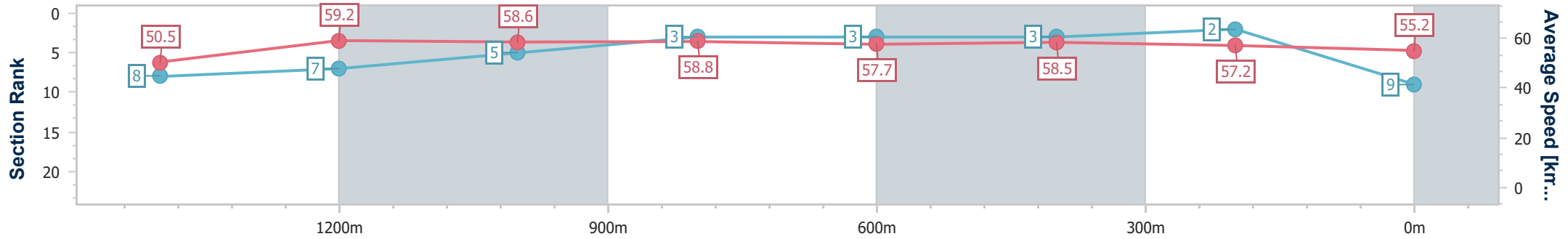
Race 8: SEVEN NEWS Class 2 Handicap - 1680m

05 July 2024 - 16:27



Track Rating: Soft 7, Weather: Fine, Rail Position: +4m Entire

Section	Overall	1400m	1200m	1000m	800m	600m	400m	200m
Section Times	1:47.44 [9] (0:20.00)	1:27.44 [8] (0:12.19)	1:15.25 [7] (0:12.35)	1:02.90 [5] (0:12.32)	0:50.58 [3] (0:12.50)	0:38.08 [3] (0:12.39)	0:25.69 [3] (0:12.65)	0:13.04 [2] (0:13.04)
Average Speed [km/h]	50.5	59.2	58.6	58.8	57.7	58.5	57.2	55.2
Top Speed [km/h]	60.7	60.0	59.2	59.4	58.7	59.4	57.7	57.2
Avg. Dist. to Rail [m]	3.8	1.0	1.3	1.6	1.3	1.3	1.8	2.3
Avg. Stride Freq. [Hz]	2.2	2.2	2.2	2.2	2.2	2.2	2.2	2.1
Avg. Stride Length [m]	6.9	7.5	7.4	7.4	7.3	7.3	7.3	7.2



- [ ] Ranking at each section and finish
- .-.- No data available at this section
- NA No data available





Horse/Jockey Name	Vacation Leave
Final Rank	10
Fastest Section Time (Section)	0:12.26 (1200m)
Top Speed [km/h] (Section)	60.2 (1000m)
Race State	Finished



### Ipswich QLD Professional

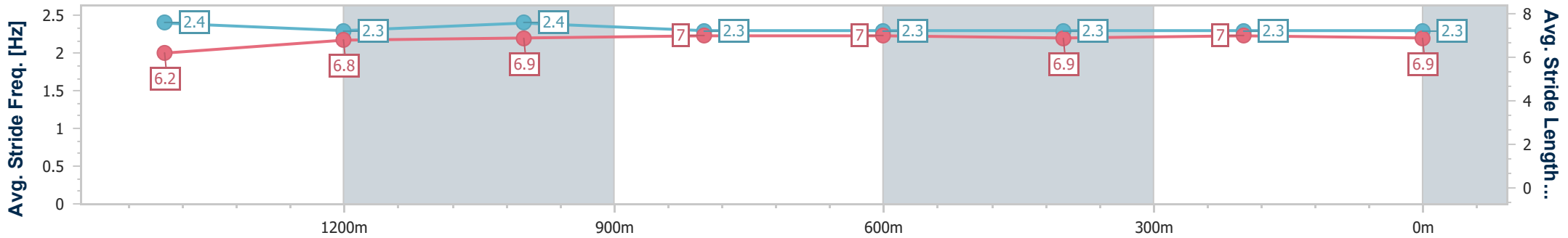
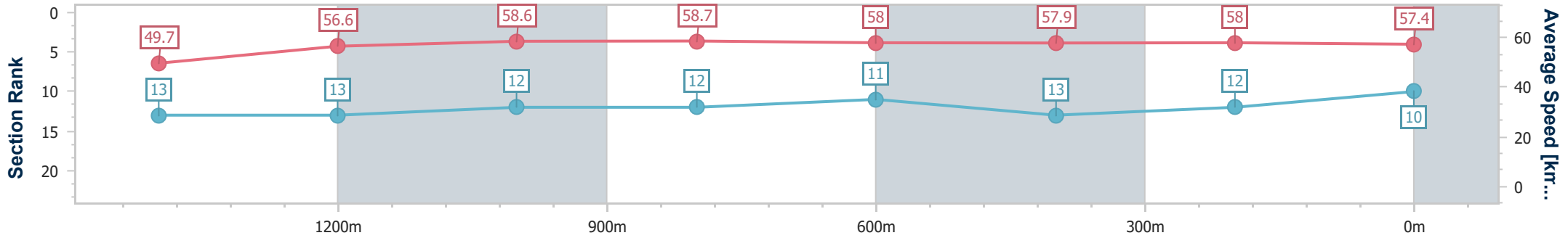
Race 8: SEVEN NEWS Class 2 Handicap - 1680m

05 July 2024 - 16:27



Track Rating: Soft 7, Weather: Fine, Rail Position: +4m Entire

Section	Overall	1400m	1200m	1000m	800m	600m	400m	200m
Section Times	1:47.46 [10] (0:20.35)	1:27.11 [13] (0:12.82)	1:14.29 [13] (0:12.26)	1:02.03 [12] (0:12.29)	0:49.74 [12] (0:12.41)	0:37.33 [11] (0:12.39)	0:24.94 [13] (0:12.42)	0:12.52 [12] (0:12.52)
Average Speed [km/h]	49.7	56.6	58.6	58.7	58.0	57.9	58.0	57.4
Top Speed [km/h]	60.1	59.9	60.0	60.2	59.0	59.3	59.3	58.9
Avg. Dist. to Rail [m]	6.4	1.9	0.3	0.2	0.2	0.5	0.8	4.0
Avg. Stride Freq. [Hz]	2.4	2.3	2.4	2.3	2.3	2.3	2.3	2.3
Avg. Stride Length [m]	6.2	6.8	6.9	7.0	7.0	6.9	7.0	6.9



- [ ] Ranking at each section and finish
- .-.- No data available at this section
- NA No data available



Horse/Jockey Name	The Deputy
Final Rank	11
Fastest Section Time (Section)	0:12.08 (600m)
Top Speed [km/h] (Section)	61.9 (Overall)
Race State	Finished



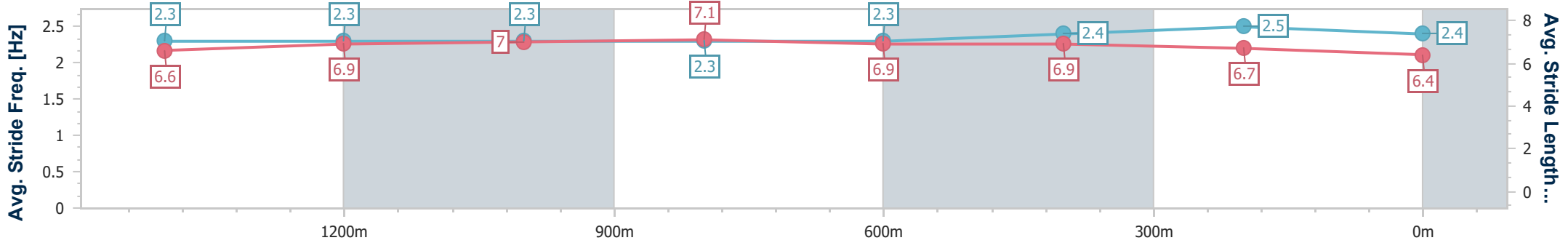
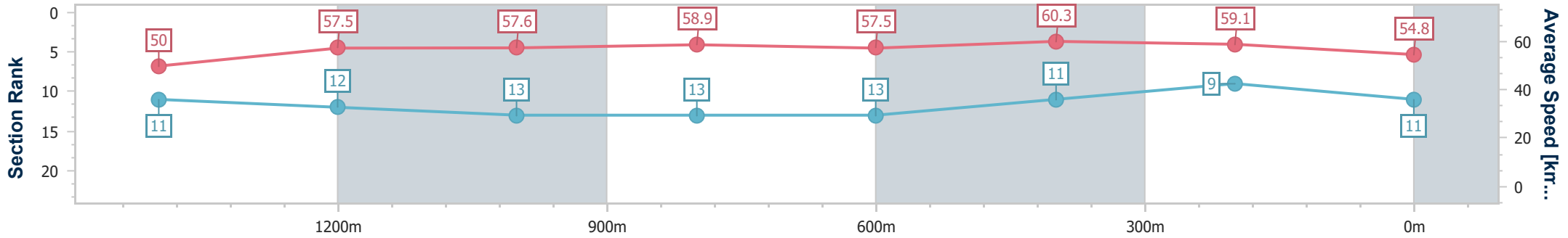
Ipswich QLD Professional  
Race 8: SEVEN NEWS Class 2 Handicap - 1680m



05 July 2024 - 16:27

Track Rating: Soft 7, Weather: Fine, Rail Position: +4m Entire

Section	Overall	1400m	1200m	1000m	800m	600m	400m	200m
Section Times	1:47.89 [11] (0:20.22)	1:27.67 [11] (0:12.61)	1:15.06 [12] (0:12.63)	1:02.43 [13] (0:12.27)	0:50.16 [13] (0:12.62)	0:37.54 [13] (0:12.08)	0:25.46 [11] (0:12.32)	0:13.14 [9] (0:13.14)
Average Speed [km/h]	50.0	57.5	57.6	58.9	57.5	60.3	59.1	54.8
Top Speed [km/h]	61.9	60.1	59.7	59.8	59.0	60.9	60.4	59.0
Avg. Dist. to Rail [m]	3.8	1.9	1.7	2.4	2.1	2.2	4.3	6.8
Avg. Stride Freq. [Hz]	2.3	2.3	2.3	2.3	2.3	2.4	2.5	2.4
Avg. Stride Length [m]	6.6	6.9	7.0	7.1	6.9	6.9	6.7	6.4



- [ ] Ranking at each section and finish
- .-.- No data available at this section
- NA No data available



Horse/Jockey Name	Matsuyama
Final Rank	12
Fastest Section Time (Section)	0:12.29 (1400m)
Top Speed [km/h] (Section)	61.5 (Overall)
Race State	Finished



### Ipswich QLD Professional

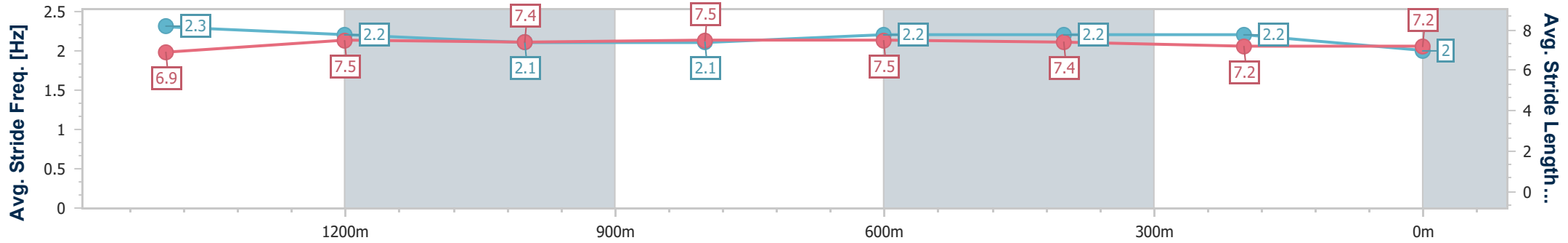
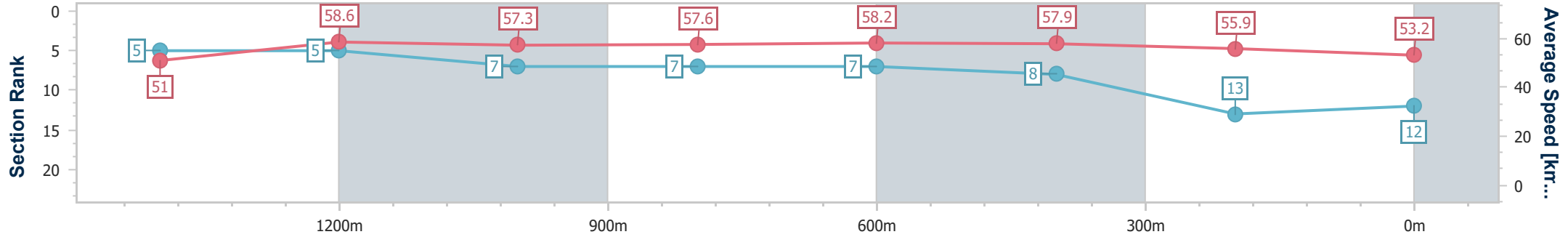
Race 8: SEVEN NEWS Class 2 Handicap - 1680m

05 July 2024 - 16:27



Track Rating: Soft 7, Weather: Fine, Rail Position: +4m Entire

Section	Overall	1400m	1200m	1000m	800m	600m	400m	200m
Section Times	1:48.66 [12] (0:19.80)	1:28.86 [5] (0:12.29)	1:16.57 [5] (0:12.62)	1:03.95 [7] (0:12.55)	0:51.40 [7] (0:12.45)	0:38.95 [7] (0:12.50)	0:26.45 [8] (0:12.92)	0:13.53 [13] (0:13.53)
Average Speed [km/h]	51.0	58.6	57.3	57.6	58.2	57.9	55.9	53.2
Top Speed [km/h]	61.5	59.8	58.1	58.3	58.7	59.2	57.0	54.6
Avg. Dist. to Rail [m]	2.0	0.7	1.2	1.3	1.5	1.4	2.1	4.1
Avg. Stride Freq. [Hz]	2.3	2.2	2.1	2.1	2.2	2.2	2.2	2.0
Avg. Stride Length [m]	6.9	7.5	7.4	7.5	7.5	7.4	7.2	7.2



- [ ] Ranking at each section and finish
- .-.- No data available at this section
- NA No data available



Horse/Jockey Name	Freddie
Final Rank	13
Fastest Section Time (Section)	0:12.24 (1400m)
Top Speed [km/h] (Section)	63.4 (Overall)
Race State	Finished



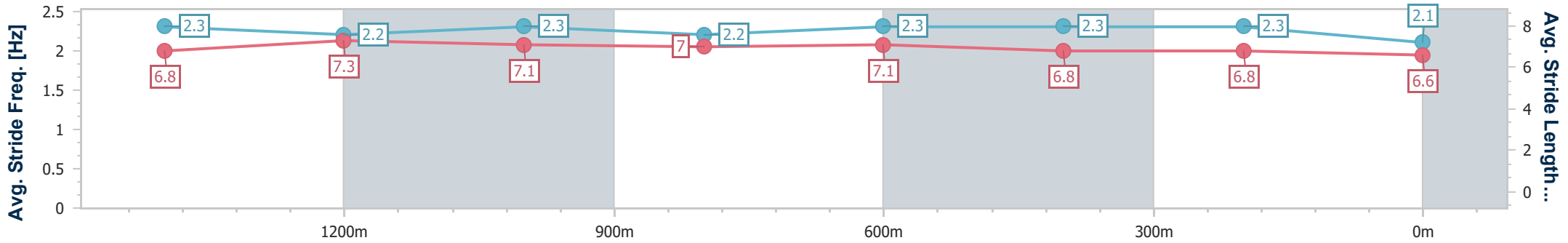
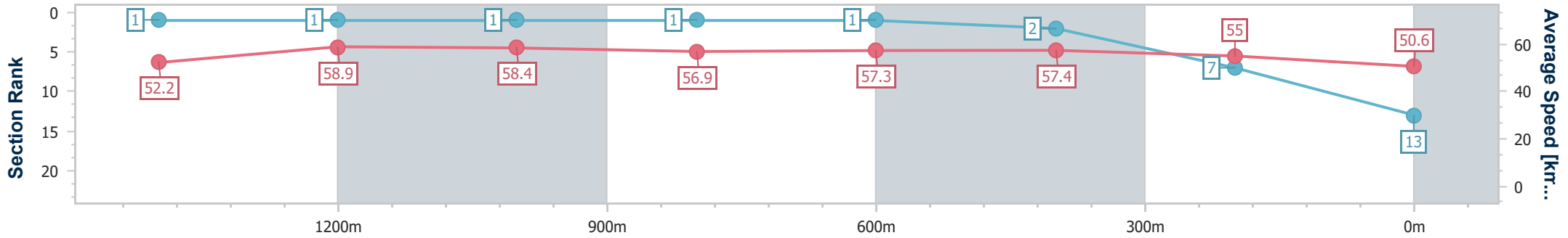
Ipswich QLD Professional  
Race 8: SEVEN NEWS Class 2 Handicap - 1680m



05 July 2024 - 16:27

Track Rating: Soft 7, Weather: Fine, Rail Position: +4m Entire

Section	Overall	1400m	1200m	1000m	800m	600m	400m	200m
Section Times	1:48.86 [13] (0:19.37)	1:29.49 [1] (0:12.24)	1:17.25 [1] (0:12.35)	1:04.90 [1] (0:12.65)	0:52.25 [1] (0:12.53)	0:39.72 [1] (0:12.49)	0:27.23 [2] (0:13.02)	0:14.21 [7] (0:14.21)
Average Speed [km/h]	52.2	58.9	58.4	56.9	57.3	57.4	55.0	50.6
Top Speed [km/h]	63.4	61.4	59.0	58.8	58.3	58.4	56.4	53.9
Avg. Dist. to Rail [m]	7.6	0.5	0.2	0.4	0.4	0.7	1.0	0.9
Avg. Stride Freq. [Hz]	2.3	2.2	2.3	2.2	2.3	2.3	2.3	2.1
Avg. Stride Length [m]	6.8	7.3	7.1	7.0	7.1	6.8	6.8	6.6



- [ ] Ranking at each section and finish
- .-.- No data available at this section
- NA No data available