



Eagle Farm QLD Professional
Race 1: TEDDY BEARS PICNIC 3 AUGUST QTIS Two-Year-Old Maiden
Plate - 1200m
10 July 2024 - 12:31



Track Rating: Soft 7, Weather: Overcast, Rail Position: +11m Entire

Section		Overall	1000m	800m	600m	400m	200m	Last 600m					
Field Times		1:12.23 (0:13.62)	0:58.61 (0:11.31)	0:47.30 (0:11.84)	0:35.46 (0:11.76)	0:23.70 (0:11.55)	0:12.15 (0:12.15)	0:35.46					
Rank	TAB Horse/Jockey	Barrier	Top Speed [km/h]	Fastest Section							Margin	Distance Travelled [m]	
1	8 DATA SCRAMBLE Jake Bayliss	9	65.9 600m	0:11.10 400m	1:12.23 [1] (0:14.30)	0:57.93 [10] (0:11.51)	0:46.42 [10] (0:11.75)	0:34.67 [10] (0:11.49)	0:23.18 [9] (0:11.10)	0:12.08 [2] (0:12.08)	1:12.23	0:34.67	
2	4 MISTER BIANCO Michael Rodd	12	67.1 1000m	0:11.23 400m	1:12.26 [2] (0:14.13)	0:58.13 [7] (0:11.32)	0:46.81 [7] (0:11.85)	0:34.96 [7] (0:11.67)	0:23.29 [8] (0:11.23)	0:12.06 [3] (0:12.06)	0.16L	0:34.96	+3
3	1 BOLSHEVIC ROAD Jag Guthmann-Chester	11	65.5 600m	0:11.34 400m	1:12.57 [3] (0:14.56)	0:58.01 [11] (0:11.47)	0:46.54 [11] (0:11.61)	0:34.93 [11] (0:11.53)	0:23.40 [11] (0:11.34)	0:12.06 [8] (0:12.06)	2.02L	0:34.93	-1
4	9 DREAM SMART Robbie Dolan	5	68.0 1000m	0:11.23 1000m	1:12.63 [4] (0:13.85)	0:58.78 [3] (0:11.23)	0:47.55 [3] (0:11.95)	0:35.60 [3] (0:11.50)	0:24.10 [1] (0:11.55)	0:12.55 [1] (0:12.55)	2.35L	0:35.60	+5
5	6 WHAT ARTISTS DO Michael Cahill	6	67.6 Overall	0:11.30 1000m	1:12.87 [5] (0:14.05)	0:58.82 [6] (0:11.30)	0:47.52 [6] (0:11.82)	0:35.70 [6] (0:11.67)	0:24.03 [6] (0:11.43)	0:12.60 [4] (0:12.60)	3.77L	0:35.70	-3
6	10 LIPAROTA Cejay Graham	1	65.0 600m	0:11.52 1000m	1:12.93 [6] (0:14.01)	0:58.92 [5] (0:11.52)	0:47.40 [8] (0:11.80)	0:35.60 [8] (0:11.58)	0:24.02 [7] (0:11.62)	0:12.40 [9] (0:12.40)	4.11L	0:35.60	+0
7	2 BOROGORU Cody Collis	7	65.1 1000m	0:11.45 1000m	1:12.95 [7] (0:14.24)	0:58.71 [9] (0:11.45)	0:47.26 [9] (0:11.77)	0:35.49 [9] (0:11.64)	0:23.85 [10] (0:11.46)	0:12.39 [10] (0:12.39)	4.24L	0:35.49	-4
8	12 REMLAP KAVA Kyle Wilson-Taylor	4	65.0 1000m	0:11.35 1000m	1:13.02 [8] (0:13.92)	0:59.10 [4] (0:11.35)	0:47.75 [5] (0:11.76)	0:35.99 [4] (0:11.66)	0:24.33 [4] (0:11.67)	0:12.66 [7] (0:12.66)	4.64L	0:35.99	-7
9	7 ZOUCCHASE Samantha Collett	2	66.0 Overall	0:11.31 1000m	1:13.33 [9] (0:13.62)	0:59.71 [1] (0:11.31)	0:48.40 [1] (0:11.84)	0:36.56 [1] (0:11.79)	0:24.77 [2] (0:11.72)	0:13.05 [5] (0:13.05)	6.5L	0:36.56	-6
10	3 KOOL BRUCE Melea Castle	10	67.7 1000m	0:11.26 1000m	1:13.75 [10] (0:13.67)	1:00.08 [2] (0:11.26)	0:48.82 [2] (0:11.91)	0:36.91 [2] (0:11.78)	0:25.13 [3] (0:11.97)	0:13.16 [11] (0:13.16)	8.96L	0:36.91	+0

Scratched: Umabett (#11)

[] Ranking at each section and finish
 -:-:- No data available at this section
 NA No data available

SCN Saddle cloth number
 DNF Did not finish
 DNT Did not track



Eagle Farm QLD Professional
Race 1: TEDDY BEARS PICNIC 3 AUGUST QTIS Two-Year-Old Maiden
Plate - 1200m
10 July 2024 - 12:31



Track Rating: Soft 7, Weather: Overcast, Rail Position: +11m Entire

Section	Overall	1000m	800m	600m	400m	200m	Last 600m
Field Times	1:12.23 (0:13.62)	0:58.61 (0:11.31)	0:47.30 (0:11.84)	0:35.46 (0:11.76)	0:23.70 (0:11.55)	0:12.15 (0:12.15)	0:35.46

Rank	TAB	Horse/Jockey	Barrier	Top Speed [km/h]	Fastest Section	Margin	Distance Travelled [m]							
11	5	WANGANEEN	8	68.4	0:11.08	1:13.87 [11]	0:59.71 [8]	0:48.63 [4]	0:36.72 [5]	0:25.15 [5]	0:13.54 [6]	9.67L	0:36.72	+4
		Vlad Duric		1000m	1000m	(0:14.16)	(0:11.08)	(0:11.91)	(0:11.57)	(0:11.61)	(0:13.54)			

Scratched: Umabett (#11)

[] Ranking at each section and finish
 -:-:- No data available at this section
 NA No data available

SCN Saddle cloth number
 DNF Did not finish
 DNT Did not track



Horse/Jockey Name	Data Scramble
Final Rank	1
Fastest Section Time (Section)	0:11.10 (400m)
Top Speed [km/h] (Section)	65.9 (600m)
Race State	Finished



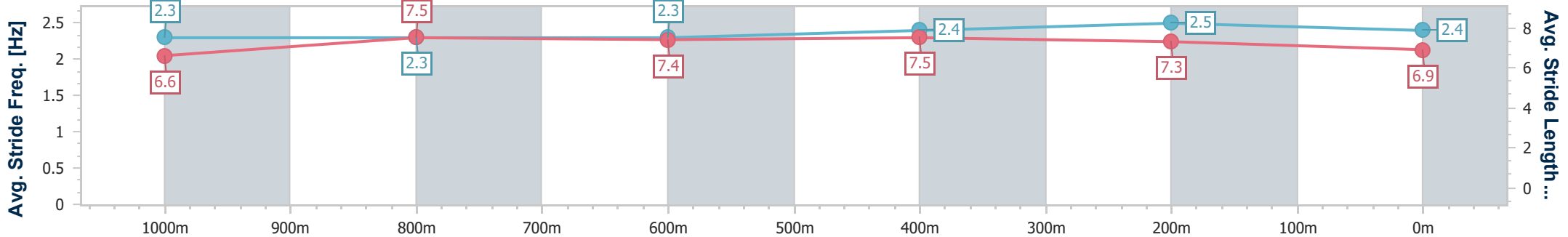
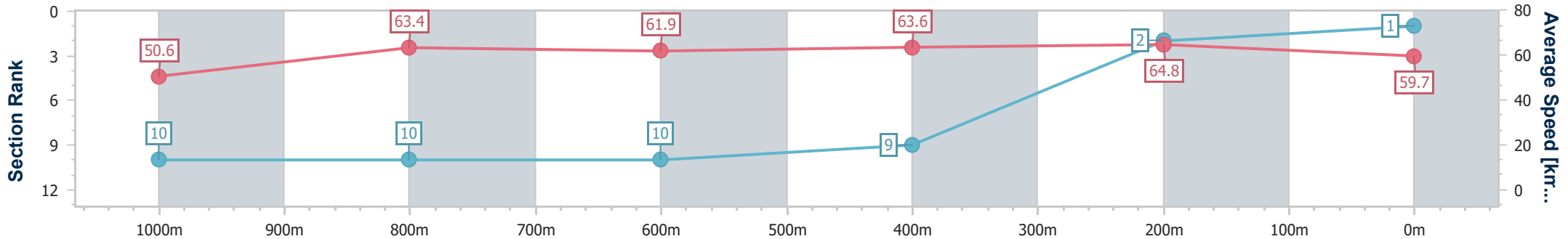
Eagle Farm QLD Professional
 Race 1: TEDDY BEARS PICNIC 3 AUGUST QTIS Two-Year-Old
 Maiden Plate - 1200m
 10 July 2024 - 12:31



BRISBANE
 RACING CLUB

Track Rating: Soft 7, Weather: Overcast, Rail Position: +11m Entire

Section	Overall	1000m	800m	600m	400m	200m
Section Times	1:12.23 [1] (0:14.30)	0:57.93 [10] (0:11.51)	0:46.42 [10] (0:11.75)	0:34.67 [10] (0:11.49)	0:23.18 [9] (0:11.10)	0:12.08 [2] (0:12.08)
Average Speed [km/h]	50.6	63.4	61.9	63.6	64.8	59.7
Top Speed [km/h]	64.0	64.8	64.4	65.9	65.9	62.7
Avg. Dist. to Rail [m]	5.9	3.0	2.1	3.1	4.6	4.2
Avg. Stride Freq. [Hz]	2.3	2.3	2.3	2.4	2.5	2.4
Avg. Stride Length [m]	6.6	7.5	7.4	7.5	7.3	6.9



- [] Ranking at each section and finish
- .-.- No data available at this section
- NA No data available



Horse/Jockey Name	Mister Bianco
Final Rank	2
Fastest Section Time (Section)	0:11.23 (400m)
Top Speed [km/h] (Section)	67.1 (1000m)
Race State	Finished



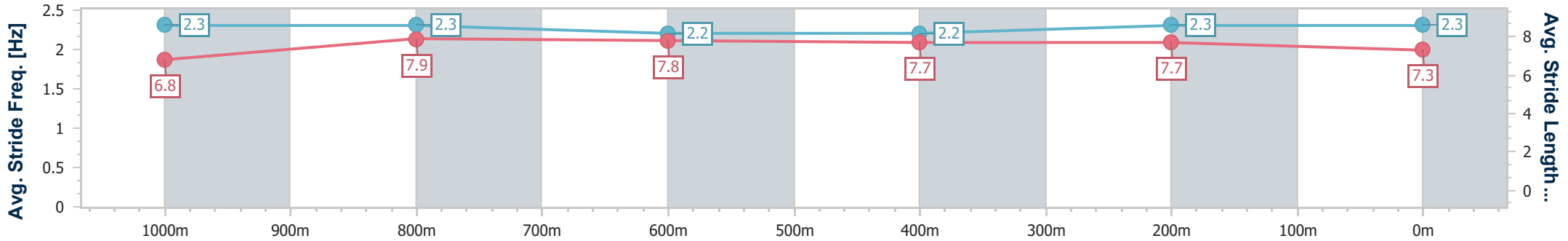
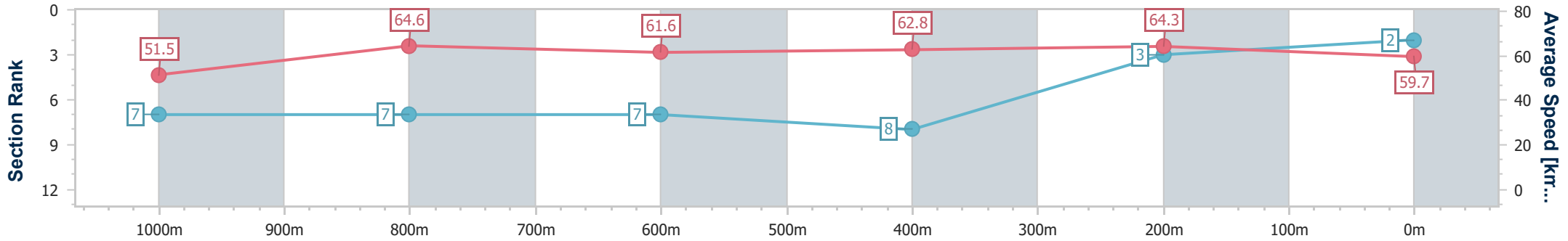
Eagle Farm QLD Professional
 Race 1: TEDDY BEARS PICNIC 3 AUGUST QTIS Two-Year-Old
 Maiden Plate - 1200m
 10 July 2024 - 12:31



BRISBANE
 RACING CLUB

Track Rating: Soft 7, Weather: Overcast, Rail Position: +11m Entire

Section	Overall	1000m	800m	600m	400m	200m
Section Times	1:12.26 [2] (0:14.13)	0:58.13 [7] (0:11.32)	0:46.81 [7] (0:11.85)	0:34.96 [7] (0:11.67)	0:23.29 [8] (0:11.23)	0:12.06 [3] (0:12.06)
Average Speed [km/h]	51.5	64.6	61.6	62.8	64.3	59.7
Top Speed [km/h]	65.0	67.1	63.4	65.3	65.7	63.7
Avg. Dist. to Rail [m]	8.6	3.8	3.0	4.1	5.1	4.3
Avg. Stride Freq. [Hz]	2.3	2.3	2.2	2.2	2.3	2.3
Avg. Stride Length [m]	6.8	7.9	7.8	7.7	7.7	7.3



- [] Ranking at each section and finish
- .-.- No data available at this section
- NA No data available



Horse/Jockey Name	Bolshevic Road
Final Rank	3
Fastest Section Time (Section)	0:11.34 (400m)
Top Speed [km/h] (Section)	65.5 (600m)
Race State	Finished



Eagle Farm QLD Professional
 Race 1: TEDDY BEARS PICNIC 3 AUGUST QTIS Two-Year-Old
 Maiden Plate - 1200m

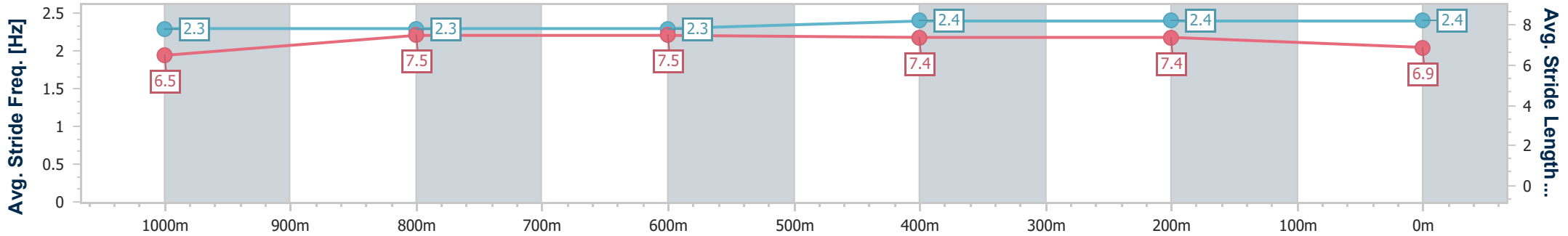
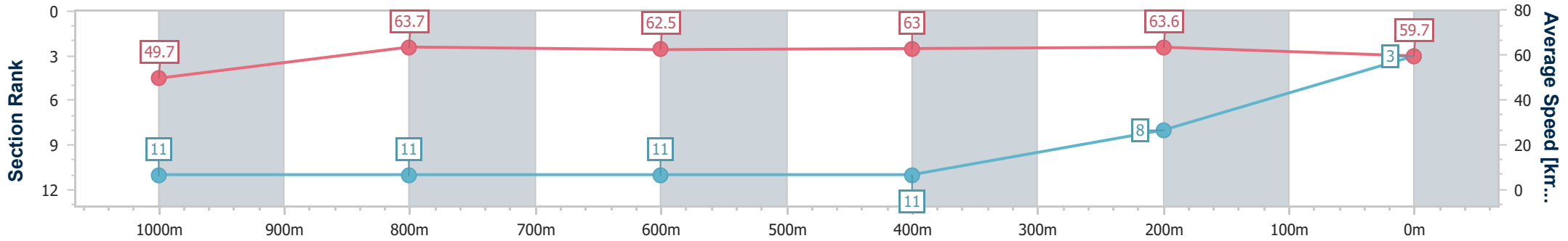


BRISBANE
 RACING CLUB

10 July 2024 - 12:31

Track Rating: Soft 7, Weather: Overcast, Rail Position: +11m Entire

Section	Overall	1000m	800m	600m	400m	200m
Section Times	1:12.57 [3] (0:14.56)	0:58.01 [11] (0:11.47)	0:46.54 [11] (0:11.61)	0:34.93 [11] (0:11.53)	0:23.40 [11] (0:11.34)	0:12.06 [8] (0:12.06)
Average Speed [km/h]	49.7	63.7	62.5	63.0	63.6	59.7
Top Speed [km/h]	63.8	64.6	64.5	65.5	64.7	63.1
Avg. Dist. to Rail [m]	6.6	2.5	1.5	2.7	4.1	4.7
Avg. Stride Freq. [Hz]	2.3	2.3	2.3	2.4	2.4	2.4
Avg. Stride Length [m]	6.5	7.5	7.5	7.4	7.4	6.9



- [] Ranking at each section and finish
- .-.- No data available at this section
- NA No data available



Horse/Jockey Name	Dream Smart
Final Rank	4
Fastest Section Time (Section)	0:11.23 (1000m)
Top Speed [km/h] (Section)	68.0 (1000m)
Race State	Finished

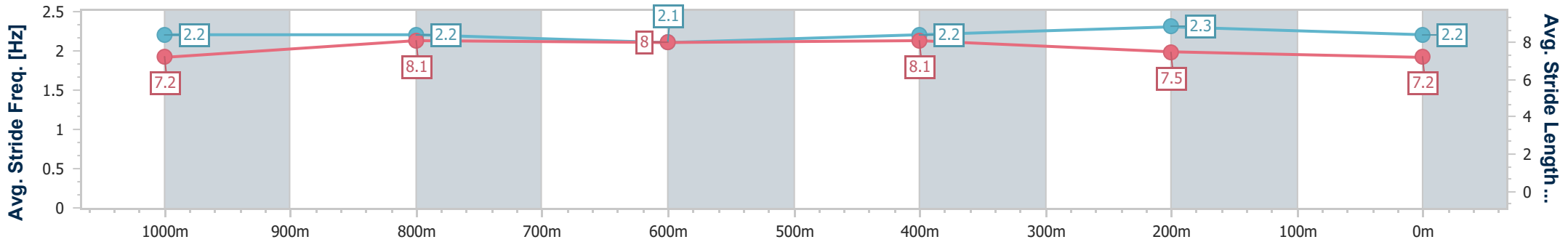
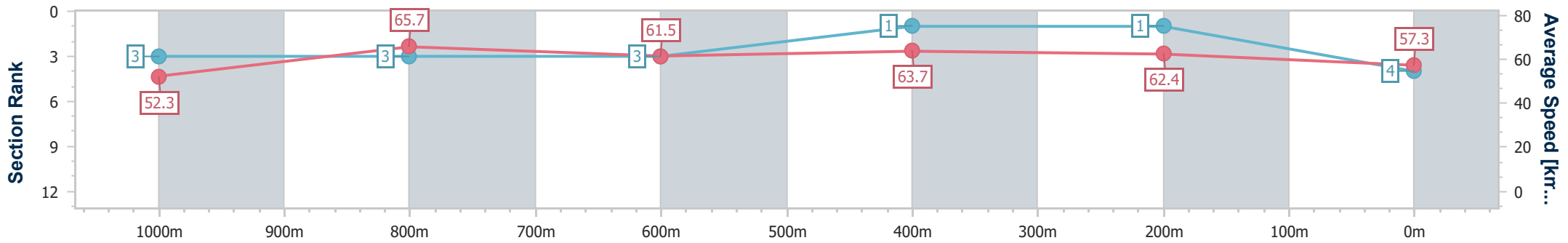


Eagle Farm QLD Professional
 Race 1: TEDDY BEARS PICNIC 3 AUGUST QTIS Two-Year-Old
 Maiden Plate - 1200m
 10 July 2024 - 12:31
 Track Rating: Soft 7, Weather: Overcast, Rail Position: +11m Entire



BRISBANE
 RACING CLUB

Section	Overall	1000m	800m	600m	400m	200m
Section Times	1:12.63 [4] (0:13.85)	0:58.78 [3] (0:11.23)	0:47.55 [3] (0:11.95)	0:35.60 [3] (0:11.50)	0:24.10 [1] (0:11.55)	0:12.55 [1] (0:12.55)
Average Speed [km/h]	52.3	65.7	61.5	63.7	62.4	57.3
Top Speed [km/h]	67.5	68.0	62.6	65.4	65.4	60.3
Avg. Dist. to Rail [m]	3.8	5.4	4.2	3.7	3.7	1.5
Avg. Stride Freq. [Hz]	2.2	2.2	2.1	2.2	2.3	2.2
Avg. Stride Length [m]	7.2	8.1	8.0	8.1	7.5	7.2



- [] Ranking at each section and finish
- .-.- No data available at this section
- NA No data available



Horse/Jockey Name	What Artists Do
Final Rank	5
Fastest Section Time (Section)	0:11.30 (1000m)
Top Speed [km/h] (Section)	67.6 (Overall)
Race State	Finished



Eagle Farm QLD Professional
 Race 1: TEDDY BEARS PICNIC 3 AUGUST QTIS Two-Year-Old
 Maiden Plate - 1200m

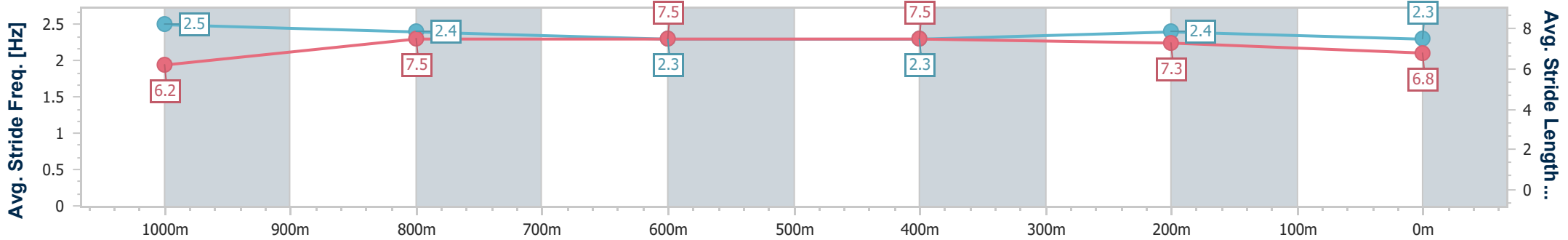
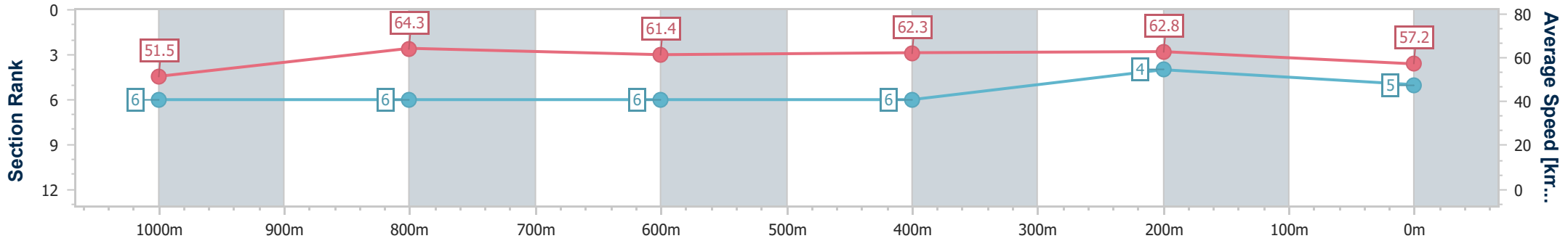


BRISBANE
 RACING CLUB

10 July 2024 - 12:31

Track Rating: Soft 7, Weather: Overcast, Rail Position: +11m Entire

Section	Overall	1000m	800m	600m	400m	200m
Section Times	1:12.87 [5] (0:14.05)	0:58.82 [6] (0:11.30)	0:47.52 [6] (0:11.82)	0:35.70 [6] (0:11.67)	0:24.03 [6] (0:11.43)	0:12.60 [4] (0:12.60)
Average Speed [km/h]	51.5	64.3	61.4	62.3	62.8	57.2
Top Speed [km/h]	67.6	65.3	63.3	63.3	64.5	60.9
Avg. Dist. to Rail [m]	3.6	2.1	1.7	1.9	2.0	2.1
Avg. Stride Freq. [Hz]	2.5	2.4	2.3	2.3	2.4	2.3
Avg. Stride Length [m]	6.2	7.5	7.5	7.5	7.3	6.8



- [] Ranking at each section and finish
- .-.- No data available at this section
- NA No data available



Horse/Jockey Name	Liparota
Final Rank	6
Fastest Section Time (Section)	0:11.52 (1000m)
Top Speed [km/h] (Section)	65.0 (600m)
Race State	Finished



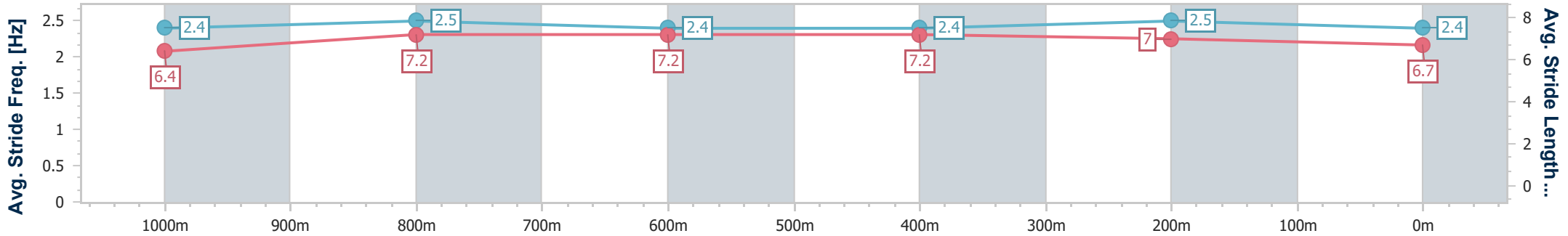
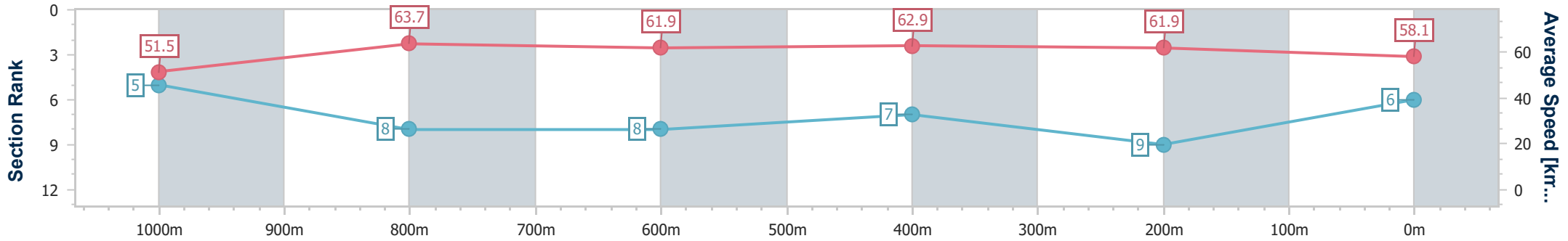
Eagle Farm QLD Professional
 Race 1: TEDDY BEARS PICNIC 3 AUGUST QTIS Two-Year-Old
 Maiden Plate - 1200m
 10 July 2024 - 12:31



BRISBANE
 RACING CLUB

Track Rating: Soft 7, Weather: Overcast, Rail Position: +11m Entire

Section	Overall	1000m	800m	600m	400m	200m
Section Times	1:12.93 [6] (0:14.01)	0:58.92 [5] (0:11.52)	0:47.40 [8] (0:11.80)	0:35.60 [8] (0:11.58)	0:24.02 [7] (0:11.62)	0:12.40 [9] (0:12.40)
Average Speed [km/h]	51.5	63.7	61.9	62.9	61.9	58.1
Top Speed [km/h]	64.2	64.9	62.9	65.0	65.0	60.2
Avg. Dist. to Rail [m]	1.9	3.9	3.3	2.3	3.6	3.4
Avg. Stride Freq. [Hz]	2.4	2.5	2.4	2.4	2.5	2.4
Avg. Stride Length [m]	6.4	7.2	7.2	7.2	7.0	6.7



- [] Ranking at each section and finish
- .-.- No data available at this section
- NA No data available



Horse/Jockey Name	Borogoru
Final Rank	7
Fastest Section Time (Section)	0:11.45 (1000m)
Top Speed [km/h] (Section)	65.1 (1000m)
Race State	Finished

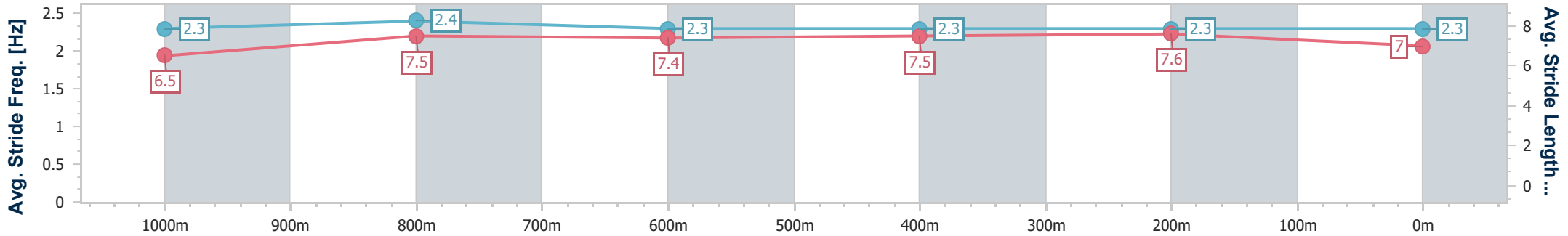
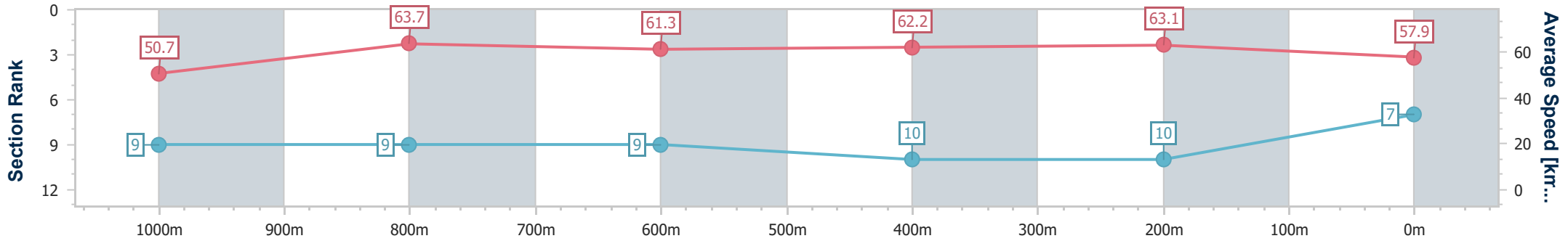


Eagle Farm QLD Professional
 Race 1: TEDDY BEARS PICNIC 3 AUGUST QTIS Two-Year-Old
 Maiden Plate - 1200m
 10 July 2024 - 12:31
 Track Rating: Soft 7, Weather: Overcast, Rail Position: +11m Entire



BRISBANE
 RACING CLUB

Section	Overall	1000m	800m	600m	400m	200m
Section Times	1:12.95 [7] (0:14.24)	0:58.71 [9] (0:11.45)	0:47.26 [9] (0:11.77)	0:35.49 [9] (0:11.64)	0:23.85 [10] (0:11.46)	0:12.39 [10] (0:12.39)
Average Speed [km/h]	50.7	63.7	61.3	62.2	63.1	57.9
Top Speed [km/h]	63.7	65.1	64.4	63.9	64.8	60.8
Avg. Dist. to Rail [m]	4.7	2.1	1.5	1.4	1.7	1.8
Avg. Stride Freq. [Hz]	2.3	2.4	2.3	2.3	2.3	2.3
Avg. Stride Length [m]	6.5	7.5	7.4	7.5	7.6	7.0



- [] Ranking at each section and finish
- .-.- No data available at this section
- NA No data available



Horse/Jockey Name	Remlap Kava
Final Rank	8
Fastest Section Time (Section)	0:11.35 (1000m)
Top Speed [km/h] (Section)	65.0 (1000m)
Race State	Finished



Eagle Farm QLD Professional
 Race 1: TEDDY BEARS PICNIC 3 AUGUST QTIS Two-Year-Old
 Maiden Plate - 1200m

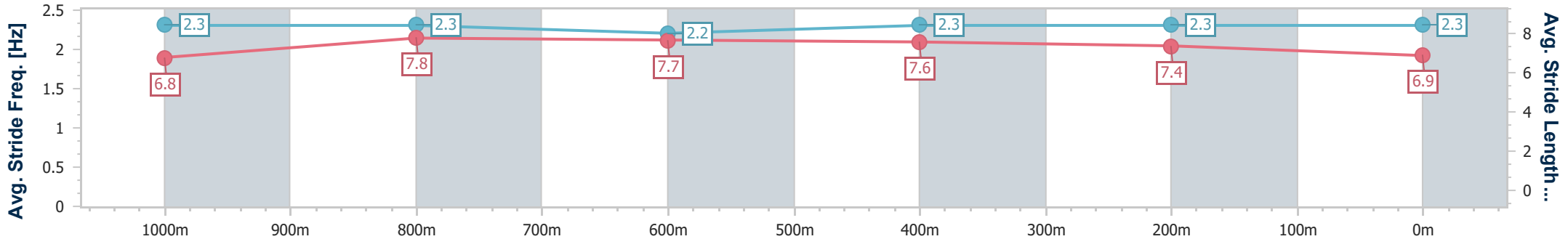
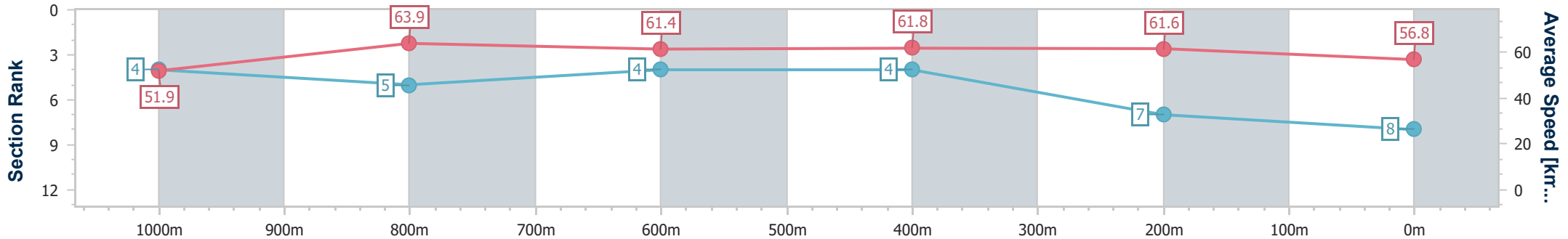


BRISBANE
 RACING CLUB

10 July 2024 - 12:31

Track Rating: Soft 7, Weather: Overcast, Rail Position: +11m Entire

Section	Overall	1000m	800m	600m	400m	200m
Section Times	1:13.02 [8] (0:13.92)	0:59.10 [4] (0:11.35)	0:47.75 [5] (0:11.76)	0:35.99 [4] (0:11.66)	0:24.33 [4] (0:11.67)	0:12.66 [7] (0:12.66)
Average Speed [km/h]	51.9	63.9	61.4	61.8	61.6	56.8
Top Speed [km/h]	64.6	65.0	62.8	62.8	63.2	59.9
Avg. Dist. to Rail [m]	3.0	1.9	0.5	0.5	1.1	1.1
Avg. Stride Freq. [Hz]	2.3	2.3	2.2	2.3	2.3	2.3
Avg. Stride Length [m]	6.8	7.8	7.7	7.6	7.4	6.9



- [] Ranking at each section and finish
- .-.- No data available at this section
- NA No data available



Horse/Jockey Name	Zouchase
Final Rank	9
Fastest Section Time (Section)	0:11.31 (1000m)
Top Speed [km/h] (Section)	66.0 (Overall)
Race State	Finished



Eagle Farm QLD Professional
Race 1: TEDDY BEARS PICNIC 3 AUGUST QTIS Two-Year-Old
Maiden Plate - 1200m

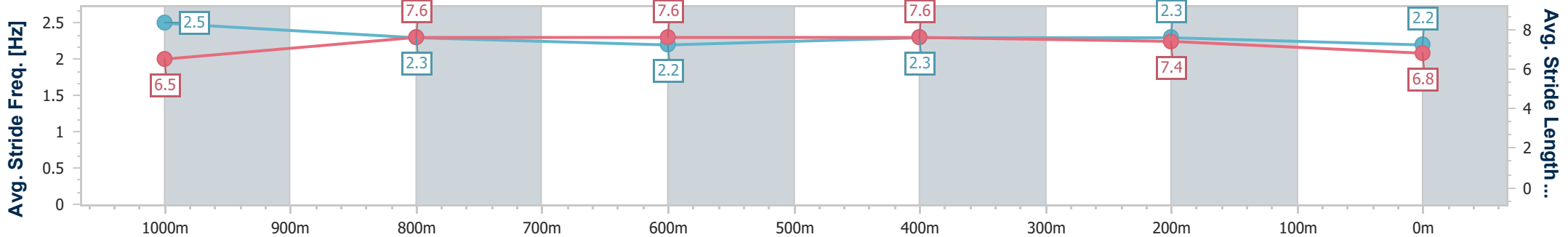
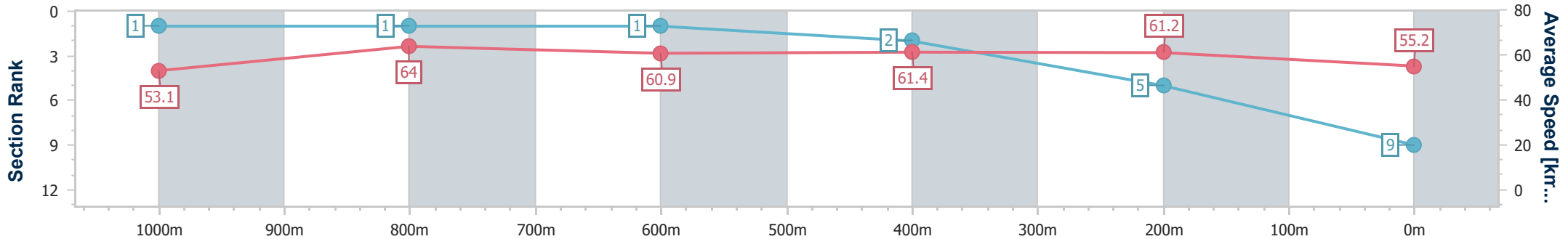


BRISBANE
RACING CLUB

10 July 2024 - 12:31

Track Rating: Soft 7, Weather: Overcast, Rail Position: +11m Entire

Section	Overall	1000m	800m	600m	400m	200m
Section Times	1:13.33 [9] (0:13.62)	0:59.71 [1] (0:11.31)	0:48.40 [1] (0:11.84)	0:36.56 [1] (0:11.79)	0:24.77 [2] (0:11.72)	0:13.05 [5] (0:13.05)
Average Speed [km/h]	53.1	64.0	60.9	61.4	61.2	55.2
Top Speed [km/h]	66.0	65.8	62.8	62.8	63.2	59.2
Avg. Dist. to Rail [m]	1.8	1.2	0.9	0.5	0.7	1.3
Avg. Stride Freq. [Hz]	2.5	2.3	2.2	2.3	2.3	2.2
Avg. Stride Length [m]	6.5	7.6	7.6	7.6	7.4	6.8



- [] Ranking at each section and finish
- .-.- No data available at this section
- NA No data available



Horse/Jockey Name	Kool Bruce
Final Rank	10
Fastest Section Time (Section)	0:11.26 (1000m)
Top Speed [km/h] (Section)	67.7 (1000m)
Race State	Finished



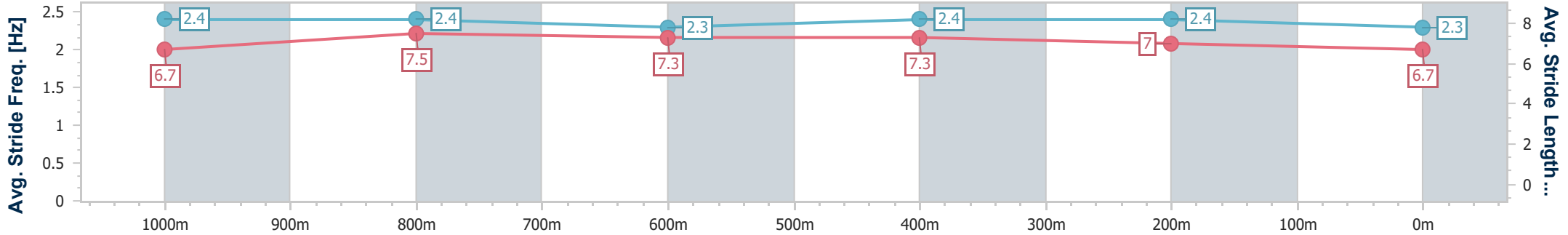
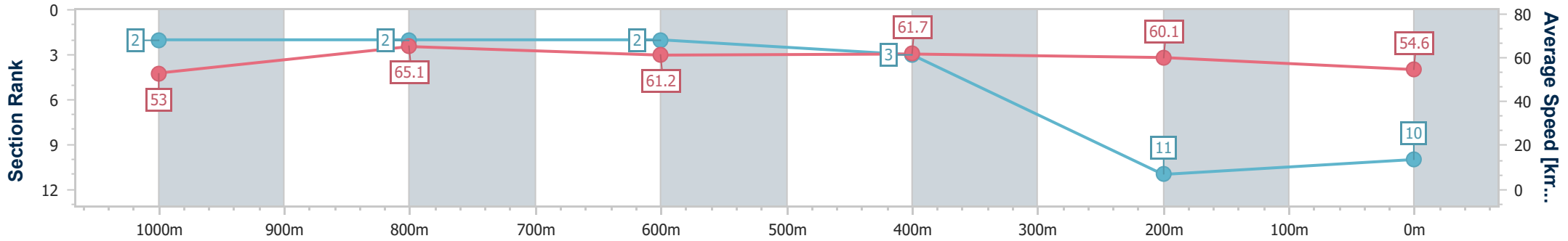
Eagle Farm QLD Professional
 Race 1: TEDDY BEARS PICNIC 3 AUGUST QTIS Two-Year-Old
 Maiden Plate - 1200m
 10 July 2024 - 12:31



BRISBANE
 RACING CLUB

Track Rating: Soft 7, Weather: Overcast, Rail Position: +11m Entire

Section	Overall	1000m	800m	600m	400m	200m
Section Times	1:13.75 [10] (0:13.67)	1:00.08 [2] (0:11.26)	0:48.82 [2] (0:11.91)	0:36.91 [2] (0:11.78)	0:25.13 [3] (0:11.97)	0:13.16 [11] (0:13.16)
Average Speed [km/h]	53.0	65.1	61.2	61.7	60.1	54.6
Top Speed [km/h]	66.2	67.7	62.9	62.5	61.6	58.6
Avg. Dist. to Rail [m]	6.6	3.6	2.6	1.4	0.3	1.1
Avg. Stride Freq. [Hz]	2.4	2.4	2.3	2.4	2.4	2.3
Avg. Stride Length [m]	6.7	7.5	7.3	7.3	7.0	6.7



- [] Ranking at each section and finish
- .-.- No data available at this section
- NA No data available



Horse/Jockey Name	Wanganeen
Final Rank	11
Fastest Section Time (Section)	0:11.08 (1000m)
Top Speed [km/h] (Section)	68.4 (1000m)
Race State	Finished



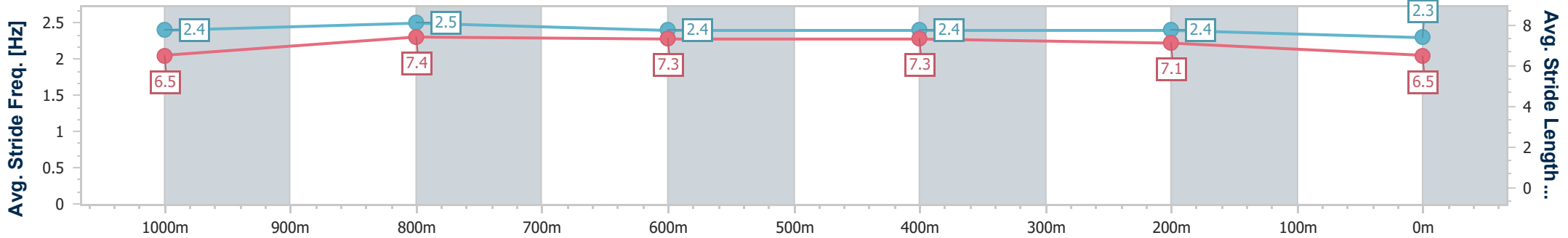
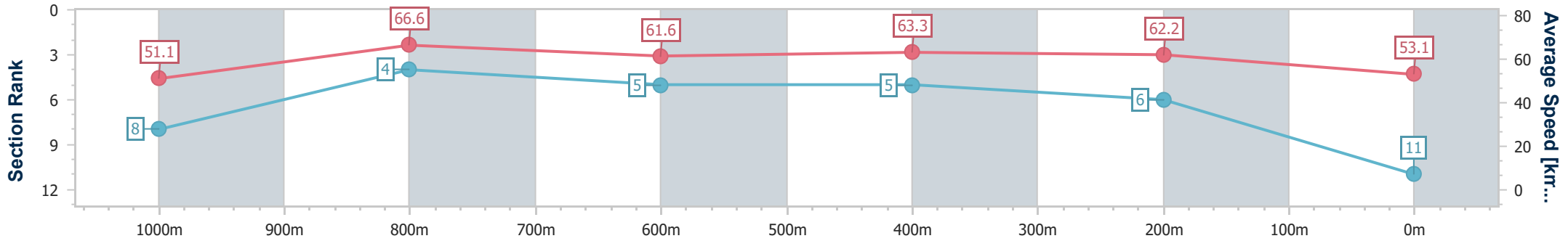
Eagle Farm QLD Professional
 Race 1: TEDDY BEARS PICNIC 3 AUGUST QTIS Two-Year-Old
 Maiden Plate - 1200m
 10 July 2024 - 12:31



BRISBANE
 RACING CLUB

Track Rating: Soft 7, Weather: Overcast, Rail Position: +11m Entire

Section	Overall	1000m	800m	600m	400m	200m
Section Times	1:13.87 [11] (0:14.16)	0:59.71 [8] (0:11.08)	0:48.63 [4] (0:11.91)	0:36.72 [5] (0:11.57)	0:25.15 [5] (0:11.61)	0:13.54 [6] (0:13.54)
Average Speed [km/h]	51.1	66.6	61.6	63.3	62.2	53.1
Top Speed [km/h]	66.9	68.4	63.4	65.2	63.6	58.7
Avg. Dist. to Rail [m]	5.1	4.7	4.1	4.3	3.4	4.3
Avg. Stride Freq. [Hz]	2.4	2.5	2.4	2.4	2.4	2.3
Avg. Stride Length [m]	6.5	7.4	7.3	7.3	7.1	6.5



- [] Ranking at each section and finish
- .-.- No data available at this section
- NA No data available



Eagle Farm QLD Professional
Race 2: MEKKA RACEDAY 17 AUGUST QTIS Three-Year-Old Maiden
Plate - 1000m
10 July 2024 - 13:05



Track Rating: Soft 7, Weather: Overcast, Rail Position: +11m Entire

Section		Overall	800m	600m	400m	200m	Last 600m					
Field Times		0:59.11 (0:13.53)	0:45.58 (0:11.19)	0:34.39 (0:11.39)	0:23.00 (0:11.11)	0:11.89 (0:11.89)	0:34.39					
Rank	TAB Horse/Jockey	Barrier	Top Speed [km/h]	Fastest Section	Margin					Distance Travelled [m]		
1	8 SPIRITUAL SONG Angela Jones	6	67.1 Overall	0:11.11 400m	0:59.11 [1] (0:13.53)	0:45.58 [1] (0:11.19)	0:34.39 [1] (0:11.39)	0:23.00 [1] (0:11.11)	0:11.89 [1] (0:11.89)	0:59.11	0:34.39	
2	7 EDGE OF SEVENTEEN Kyle Wilson-Taylor	5	66.9 400m	0:10.98 400m	0:59.24 [2] (0:13.74)	0:45.50 [2] (0:11.36)	0:34.14 [2] (0:11.28)	0:22.86 [2] (0:10.98)	0:11.88 [2] (0:11.88)	0.76L	0:34.14	-1
3	9 WINNING EDITION Vlad Duric	4	67.0 400m	0:10.92 400m	0:59.30 [3] (0:13.86)	0:45.44 [4] (0:11.39)	0:34.05 [5] (0:11.36)	0:22.69 [6] (0:10.92)	0:11.77 [4] (0:11.77)	1.11L	0:34.05	+0
4	6 BUCKS FIZZ Boris Thornton	3	66.4 400m	0:10.99 400m	0:59.47 [4] (0:13.74)	0:45.73 [3] (0:11.38)	0:34.35 [3] (0:11.32)	0:23.03 [3] (0:10.99)	0:12.04 [3] (0:12.04)	2.13L	0:34.35	-4
5	1 CATALAN COMET Georgina Cartwright	1	66.2 400m	0:11.09 400m	0:59.77 [5] (0:13.95)	0:45.82 [6] (0:11.34)	0:34.48 [6] (0:11.28)	0:23.20 [5] (0:11.09)	0:12.11 [5] (0:12.11)	3.9L	0:34.48	-3
6	3 HERECOMESANTORINI Robbie Dolan	8	66.6 600m	0:11.21 600m	0:59.87 [6] (0:13.90)	0:45.97 [5] (0:11.33)	0:34.64 [4] (0:11.21)	0:23.43 [4] (0:11.23)	0:12.20 [6] (0:12.20)	4.49L	0:34.64	+2
7	2 COTTO Dale Smith	7	67.3 400m	0:11.05 400m	0:59.91 [7] (0:14.03)	0:45.88 [7] (0:11.41)	0:34.47 [7] (0:11.19)	0:23.28 [7] (0:11.05)	0:12.23 [7] (0:12.23)	4.73L	0:34.47	+1
8	4 LIKE SMOKE Michael Cahill	2	66.3 400m	0:11.05 400m	0:59.91 [8] (0:14.43)	0:45.48 [9] (0:11.45)	0:34.03 [9] (0:11.14)	0:22.89 [8] (0:11.05)	0:11.84 [8] (0:11.84)	4.75L	0:34.03	-2
9	5 PLUS SIXTY ONE Karl Zechner	9	65.4 600m	0:11.39 600m	1:01.87 [9] (0:14.22)	0:47.65 [8] (0:11.46)	0:36.19 [8] (0:11.39)	0:24.80 [9] (0:11.67)	0:13.13 [9] (0:13.13)	16.25L	0:36.19	+2

[] Ranking at each section and finish
 -:-:- No data available at this section
 NA No data available

SCN Saddle cloth number
 DNF Did not finish
 DNT Did not track



Horse/Jockey Name	Spiritual Song
Final Rank	1
Fastest Section Time (Section)	0:11.11 (400m)
Top Speed [km/h] (Section)	67.1 (Overall)
Race State	Finished



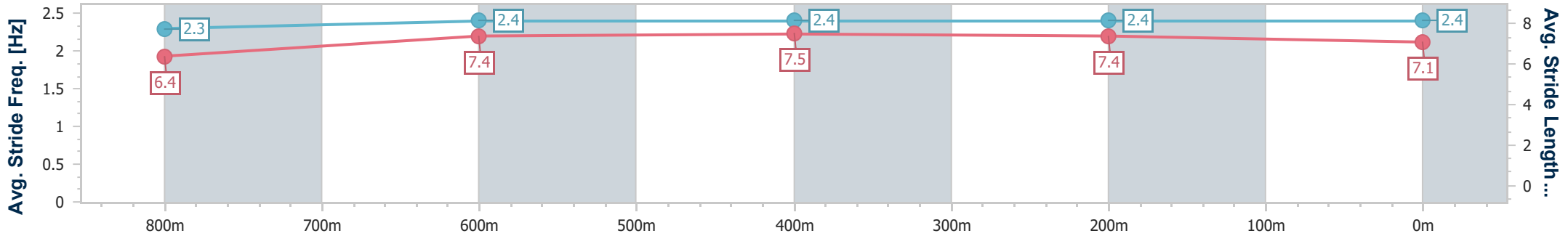
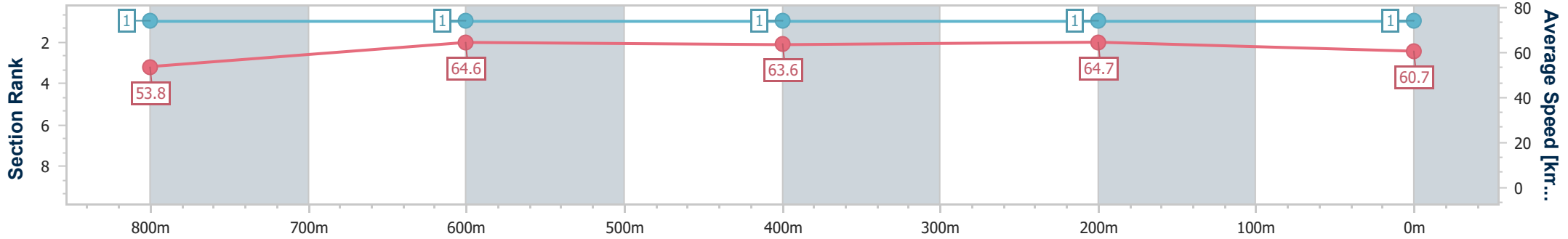
Eagle Farm QLD Professional
 Race 2: MEKKA RACEDAY 17 AUGUST QTIS Three-Year-Old
 Maiden Plate - 1000m
 10 July 2024 - 13:05



BRISBANE
 RACING CLUB

Track Rating: Soft 7, Weather: Overcast, Rail Position: +11m Entire

Section	Overall	800m	600m	400m	200m
Section Times	0:59.11 [1] (0:13.53)	0:45.58 [1] (0:11.19)	0:34.39 [1] (0:11.39)	0:23.00 [1] (0:11.11)	0:11.89 [1] (0:11.89)
Average Speed [km/h]	53.8	64.6	63.6	64.7	60.7
Top Speed [km/h]	67.1	66.9	65.3	65.7	63.2
Avg. Dist. to Rail [m]	5.1	0.9	1.3	3.7	4.3
Avg. Stride Freq. [Hz]	2.3	2.4	2.4	2.4	2.4
Avg. Stride Length [m]	6.4	7.4	7.5	7.4	7.1



- [] Ranking at each section and finish
- .-.- No data available at this section
- NA No data available



Horse/Jockey Name	Edge Of Seventeen
Final Rank	2
Fastest Section Time (Section)	0:10.98 (400m)
Top Speed [km/h] (Section)	66.9 (400m)
Race State	Finished



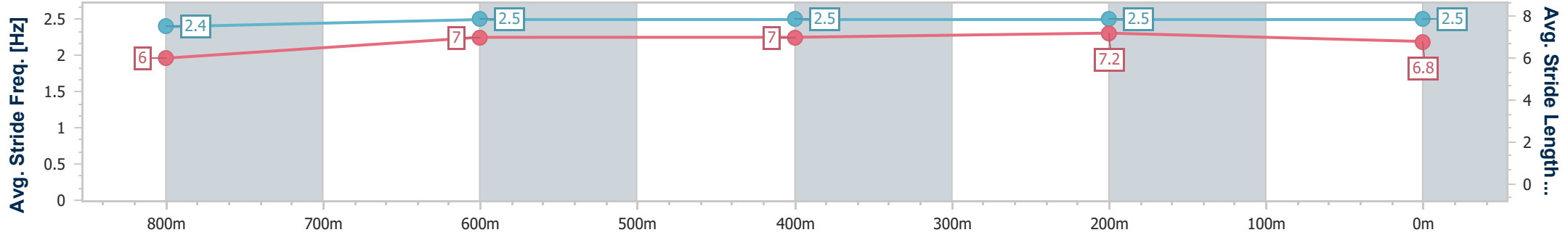
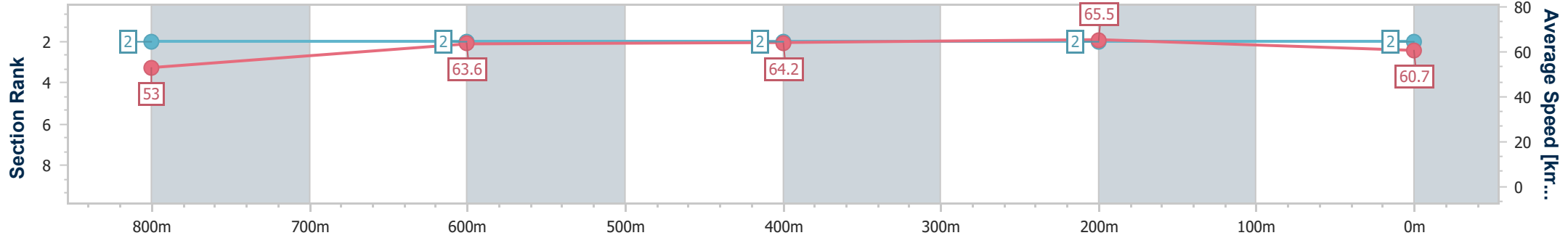
Eagle Farm QLD Professional
 Race 2: MEKKA RACEDAY 17 AUGUST QTIS Three-Year-Old
 Maiden Plate - 1000m
 10 July 2024 - 13:05



BRISBANE
 RACING CLUB

Track Rating: Soft 7, Weather: Overcast, Rail Position: +11m Entire

Section	Overall	800m	600m	400m	200m
Section Times	0:59.24 [2] (0:13.74)	0:45.50 [2] (0:11.36)	0:34.14 [2] (0:11.28)	0:22.86 [2] (0:10.98)	0:11.88 [2] (0:11.88)
Average Speed [km/h]	53.0	63.6	64.2	65.5	60.7
Top Speed [km/h]	65.2	64.6	66.0	66.9	65.3
Avg. Dist. to Rail [m]	3.6	1.1	1.1	5.2	7.7
Avg. Stride Freq. [Hz]	2.4	2.5	2.5	2.5	2.5
Avg. Stride Length [m]	6.0	7.0	7.0	7.2	6.8



- [] Ranking at each section and finish
- .-.- No data available at this section
- NA No data available



Horse/Jockey Name	Winning Edition
Final Rank	3
Fastest Section Time (Section)	0:10.92 (400m)
Top Speed [km/h] (Section)	67.0 (400m)
Race State	Finished



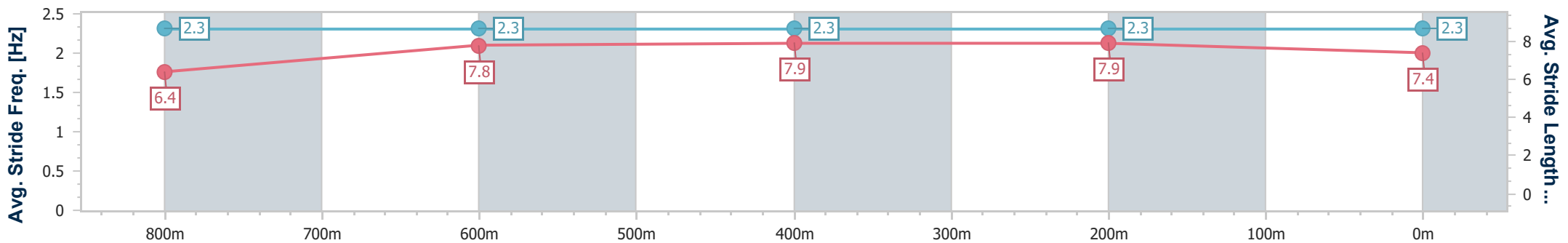
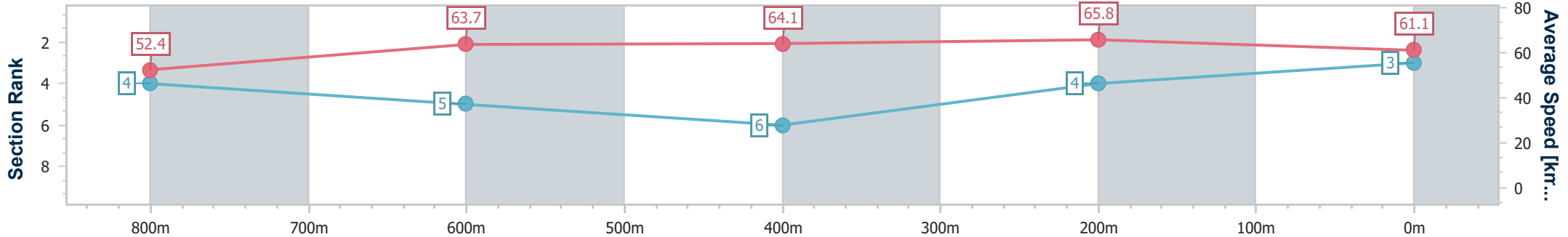
Eagle Farm QLD Professional
 Race 2: MEKKA RACEDAY 17 AUGUST QTIS Three-Year-Old
 Maiden Plate - 1000m
 10 July 2024 - 13:05



BRISBANE
 RACING CLUB

Track Rating: Soft 7, Weather: Overcast, Rail Position: +11m Entire

Section	Overall	800m	600m	400m	200m
Section Times	0:59.30 [3] (0:13.86)	0:45.44 [4] (0:11.39)	0:34.05 [5] (0:11.36)	0:22.69 [6] (0:10.92)	0:11.77 [4] (0:11.77)
Average Speed [km/h]	52.4	63.7	64.1	65.8	61.1
Top Speed [km/h]	64.3	64.2	65.7	67.0	64.5
Avg. Dist. to Rail [m]	3.3	1.7	2.4	5.9	3.8
Avg. Stride Freq. [Hz]	2.3	2.3	2.3	2.3	2.3
Avg. Stride Length [m]	6.4	7.8	7.9	7.9	7.4



- [] Ranking at each section and finish
- .-.- No data available at this section
- NA No data available



Horse/Jockey Name	Bucks Fizz
Final Rank	4
Fastest Section Time (Section)	0:10.99 (400m)
Top Speed [km/h] (Section)	66.4 (400m)
Race State	Finished



Eagle Farm QLD Professional
Race 2: MEKKA RACEDAY 17 AUGUST QTIS Three-Year-Old
Maiden Plate - 1000m

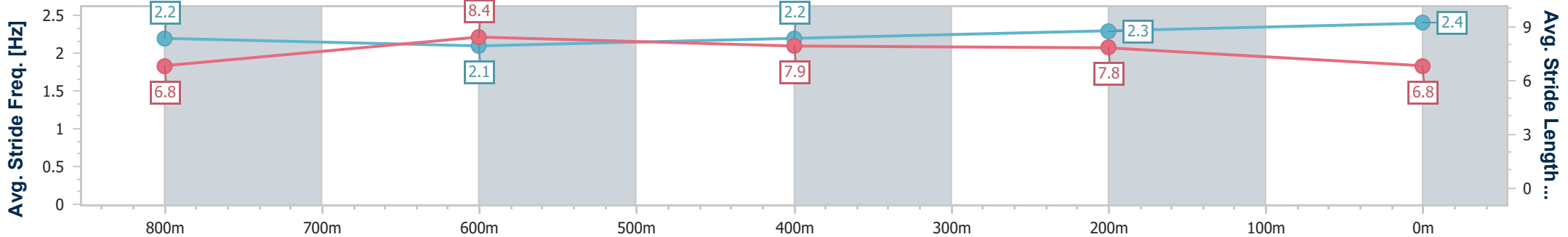
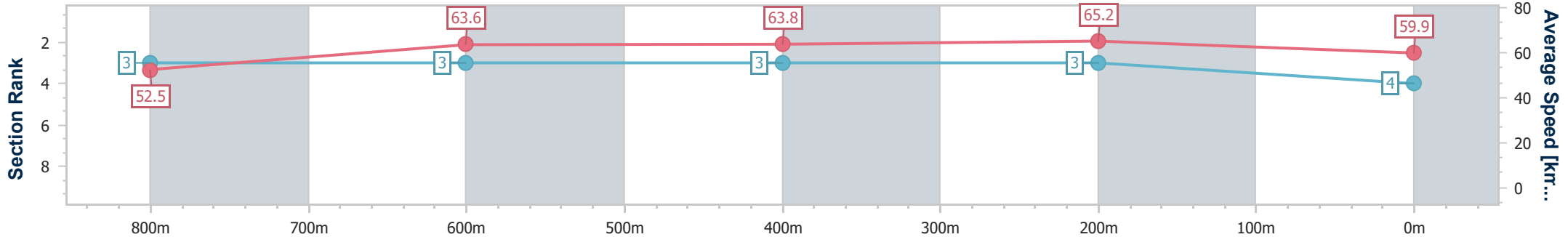
10 July 2024 - 13:05

Track Rating: Soft 7, Weather: Overcast, Rail Position: +11m Entire



BRISBANE
RACING CLUB

Section	Overall	800m	600m	400m	200m
Section Times	0:59.47 [4] (0:13.74)	0:45.73 [3] (0:11.38)	0:34.35 [3] (0:11.32)	0:23.03 [3] (0:10.99)	0:12.04 [3] (0:12.04)
Average Speed [km/h]	52.5	63.6	63.8	65.2	59.9
Top Speed [km/h]	64.4	64.3	65.8	66.4	63.4
Avg. Dist. to Rail [m]	1.4	0.7	0.5	2.2	2.0
Avg. Stride Freq. [Hz]	2.2	2.1	2.2	2.3	2.4
Avg. Stride Length [m]	6.8	8.4	7.9	7.8	6.8



- [] Ranking at each section and finish
- .-.- No data available at this section
- NA No data available



Horse/Jockey Name	Catalan Comet
Final Rank	5
Fastest Section Time (Section)	0:11.09 (400m)
Top Speed [km/h] (Section)	66.2 (400m)
Race State	Finished



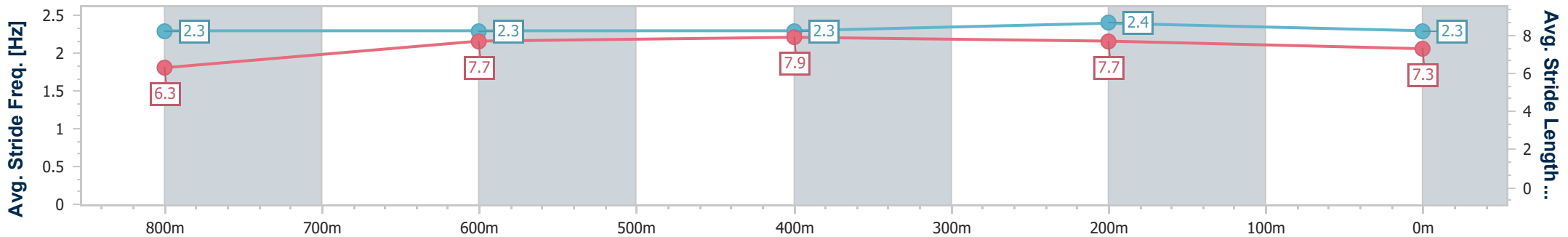
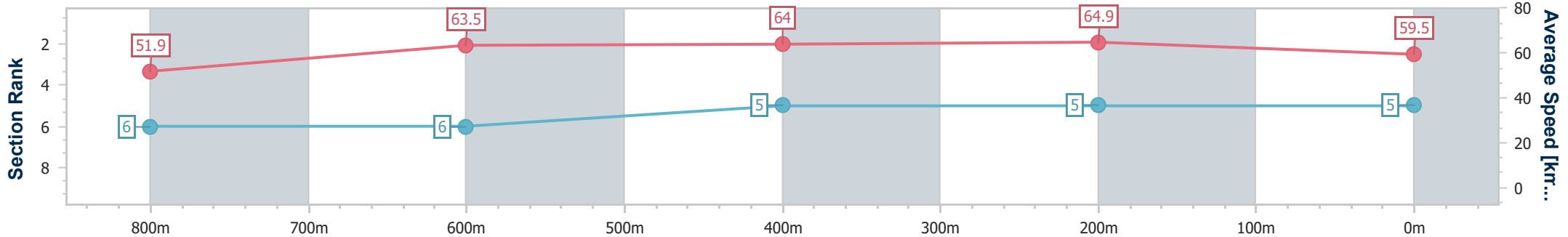
Eagle Farm QLD Professional
 Race 2: MEKKA RACEDAY 17 AUGUST QTIS Three-Year-Old
 Maiden Plate - 1000m
 10 July 2024 - 13:05



BRISBANE
 RACING CLUB

Track Rating: Soft 7, Weather: Overcast, Rail Position: +11m Entire

Section	Overall	800m	600m	400m	200m
Section Times	0:59.77 [5] (0:13.95)	0:45.82 [6] (0:11.34)	0:34.48 [6] (0:11.28)	0:23.20 [5] (0:11.09)	0:12.11 [5] (0:12.11)
Average Speed [km/h]	51.9	63.5	64.0	64.9	59.5
Top Speed [km/h]	65.8	64.5	65.0	66.2	62.7
Avg. Dist. to Rail [m]	1.3	0.5	0.6	3.2	3.6
Avg. Stride Freq. [Hz]	2.3	2.3	2.3	2.4	2.3
Avg. Stride Length [m]	6.3	7.7	7.9	7.7	7.3



- [] Ranking at each section and finish
- .-.- No data available at this section
- NA No data available



Horse/Jockey Name	Herecomesantorini
Final Rank	6
Fastest Section Time (Section)	0:11.21 (600m)
Top Speed [km/h] (Section)	66.6 (600m)
Race State	Finished



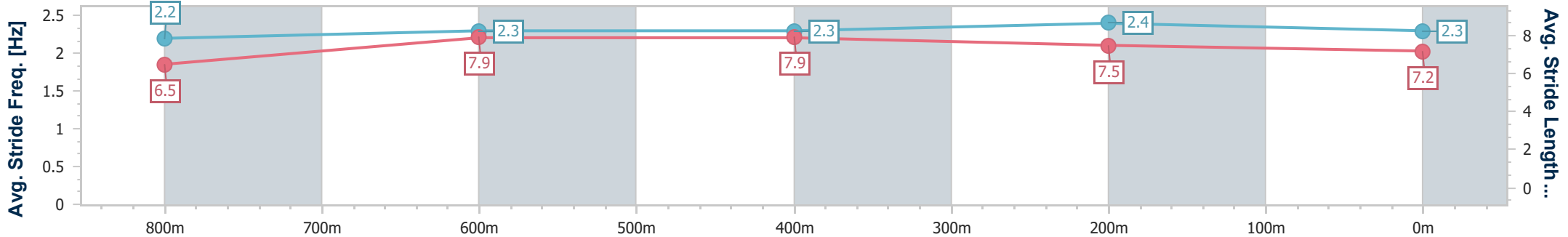
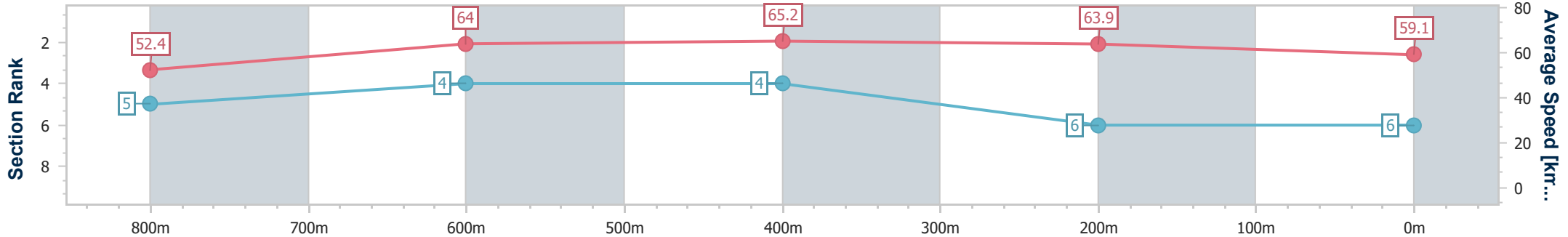
Eagle Farm QLD Professional
 Race 2: MEKKA RACEDAY 17 AUGUST QTIS Three-Year-Old
 Maiden Plate - 1000m
 10 July 2024 - 13:05



BRISBANE
 RACING CLUB

Track Rating: Soft 7, Weather: Overcast, Rail Position: +11m Entire

Section	Overall	800m	600m	400m	200m
Section Times	0:59.87 [6] (0:13.90)	0:45.97 [5] (0:11.33)	0:34.64 [4] (0:11.21)	0:23.43 [4] (0:11.23)	0:12.20 [6] (0:12.20)
Average Speed [km/h]	52.4	64.0	65.2	63.9	59.1
Top Speed [km/h]	65.7	65.5	66.6	64.9	62.8
Avg. Dist. to Rail [m]	6.6	2.0	2.8	7.3	4.5
Avg. Stride Freq. [Hz]	2.2	2.3	2.3	2.4	2.3
Avg. Stride Length [m]	6.5	7.9	7.9	7.5	7.2



- [] Ranking at each section and finish
- .-.- No data available at this section
- NA No data available



Horse/Jockey Name	Cotto
Final Rank	7
Fastest Section Time (Section)	0:11.05 (400m)
Top Speed [km/h] (Section)	67.3 (400m)
Race State	Finished



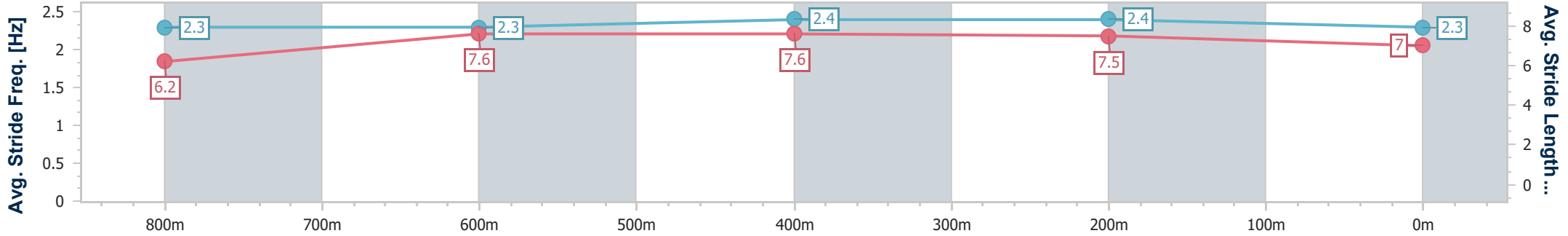
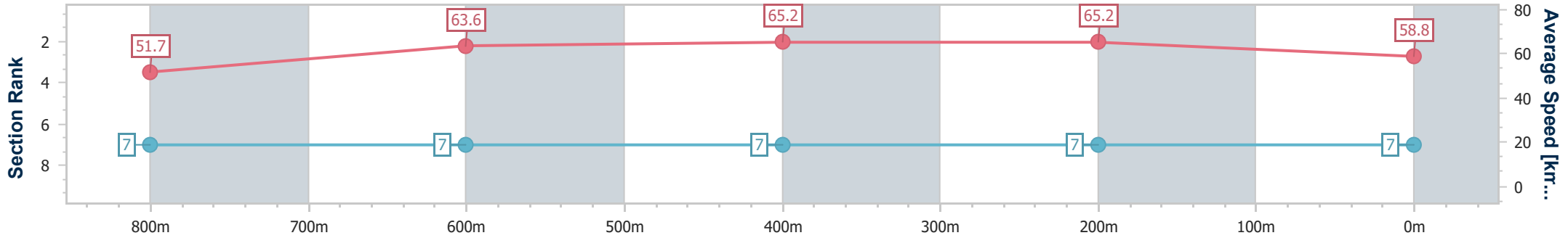
Eagle Farm QLD Professional
 Race 2: MEKKA RACEDAY 17 AUGUST QTIS Three-Year-Old
 Maiden Plate - 1000m
 10 July 2024 - 13:05



BRISBANE
 RACING CLUB

Track Rating: Soft 7, Weather: Overcast, Rail Position: +11m Entire

Section	Overall	800m	600m	400m	200m
Section Times	0:59.91 [7] (0:14.03)	0:45.88 [7] (0:11.41)	0:34.47 [7] (0:11.19)	0:23.28 [7] (0:11.05)	0:12.23 [7] (0:12.23)
Average Speed [km/h]	51.7	63.6	65.2	65.2	58.8
Top Speed [km/h]	64.7	64.6	66.2	67.3	61.6
Avg. Dist. to Rail [m]	4.9	1.8	2.7	8.5	7.2
Avg. Stride Freq. [Hz]	2.3	2.3	2.4	2.4	2.3
Avg. Stride Length [m]	6.2	7.6	7.6	7.5	7.0



- [] Ranking at each section and finish
- .-.- No data available at this section
- NA No data available



Horse/Jockey Name	Like Smoke
Final Rank	8
Fastest Section Time (Section)	0:11.05 (400m)
Top Speed [km/h] (Section)	66.3 (400m)
Race State	Finished



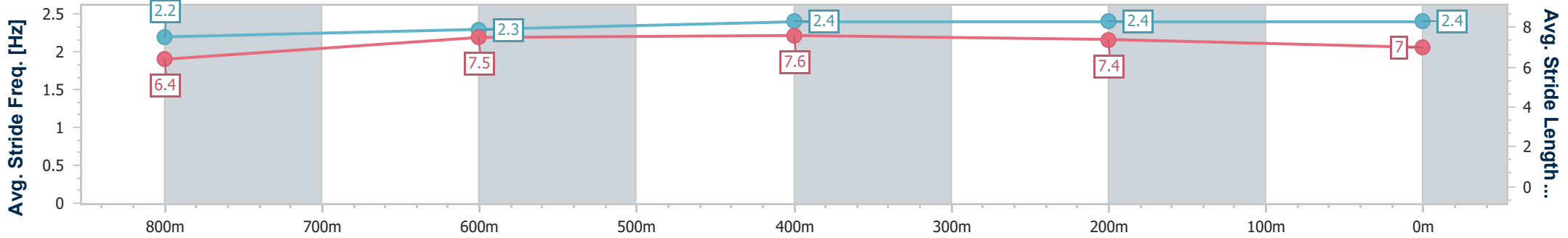
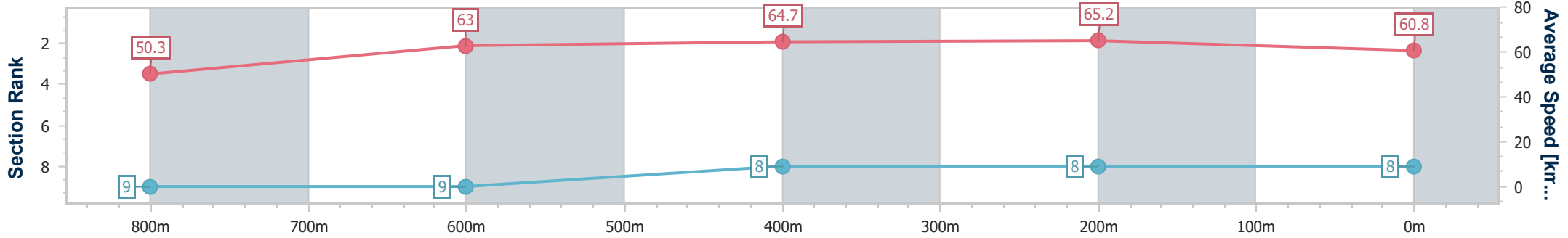
Eagle Farm QLD Professional
 Race 2: MEKKA RACEDAY 17 AUGUST QTIS Three-Year-Old
 Maiden Plate - 1000m
 10 July 2024 - 13:05



BRISBANE
 RACING CLUB

Track Rating: Soft 7, Weather: Overcast, Rail Position: +11m Entire

Section	Overall	800m	600m	400m	200m
Section Times	0:59.91 [8] (0:14.43)	0:45.48 [9] (0:11.45)	0:34.03 [9] (0:11.14)	0:22.89 [8] (0:11.05)	0:11.84 [8] (0:11.84)
Average Speed [km/h]	50.3	63.0	64.7	65.2	60.8
Top Speed [km/h]	65.0	64.2	66.3	66.3	63.4
Avg. Dist. to Rail [m]	2.5	0.7	0.9	7.2	8.1
Avg. Stride Freq. [Hz]	2.2	2.3	2.4	2.4	2.4
Avg. Stride Length [m]	6.4	7.5	7.6	7.4	7.0



- [] Ranking at each section and finish
- .-.- No data available at this section
- NA No data available



Horse/Jockey Name	Plus Sixty One
Final Rank	9
Fastest Section Time (Section)	0:11.39 (600m)
Top Speed [km/h] (Section)	65.4 (600m)
Race State	Finished



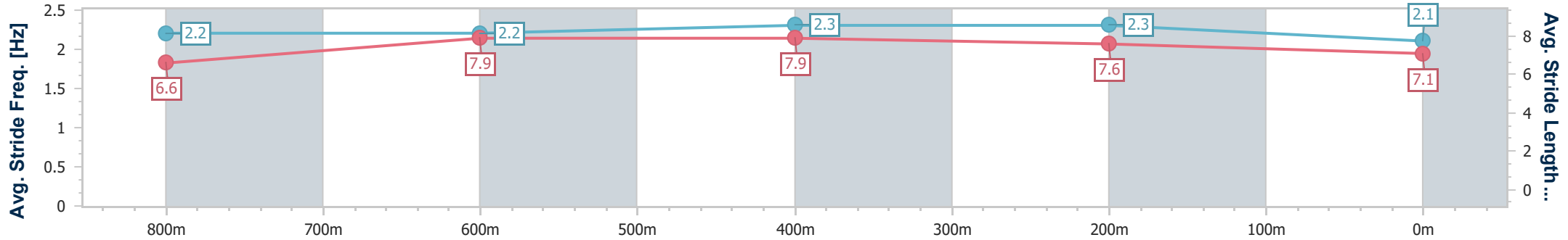
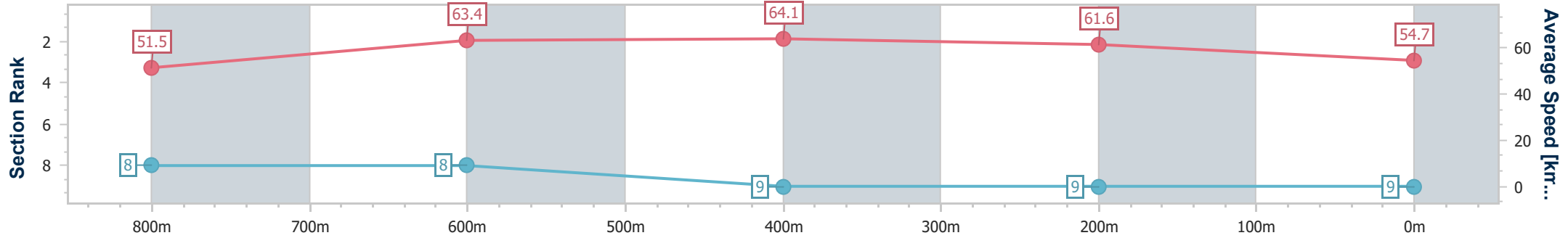
Eagle Farm QLD Professional
 Race 2: MEKKA RACEDAY 17 AUGUST QTIS Three-Year-Old
 Maiden Plate - 1000m
 10 July 2024 - 13:05



BRISBANE
 RACING CLUB

Track Rating: Soft 7, Weather: Overcast, Rail Position: +11m Entire

Section	Overall	800m	600m	400m	200m
Section Times	1:01.87 [9] (0:14.22)	0:47.65 [8] (0:11.46)	0:36.19 [8] (0:11.39)	0:24.80 [9] (0:11.67)	0:13.13 [9] (0:13.13)
Average Speed [km/h]	51.5	63.4	64.1	61.6	54.7
Top Speed [km/h]	64.4	65.0	65.4	64.7	58.1
Avg. Dist. to Rail [m]	7.9	2.9	2.5	9.1	8.8
Avg. Stride Freq. [Hz]	2.2	2.2	2.3	2.3	2.1
Avg. Stride Length [m]	6.6	7.9	7.9	7.6	7.1



- [] Ranking at each section and finish
- .-.- No data available at this section
- NA No data available



Eagle Farm QLD Professional

Race 3: XXXX Class 3 Plate - 1000m

10 July 2024 - 13:41



BRISBANE
RACING CLUB

Track Rating: Soft 7, Weather: Overcast, Rail Position: +11m Entire

Section											Last 600m	
Field Times		Overall	800m	600m	400m	200m						
		0:58.40 (0:13.45)	0:44.95 (0:10.88)	0:34.07 (0:11.10)	0:22.97 (0:10.81)	0:12.16 (0:12.16)						0:34.07
Rank	TAB Horse/Jockey	Barrier	Top Speed [km/h]	Fastest Section						Margin	Distance Travelled [m]	
1	6 PAYLINE Justin Huxtable	1	68.9 400m	0:10.80 400m	0:58.40 [1] (0:13.58)	0:44.82 [3] (0:10.97)	0:33.85 [3] (0:10.89)	0:22.96 [2] (0:10.80)	0:12.16 [1] (0:12.16)	0:58.40	0:33.85	
2	8 FIRST PERSON Andrew Mallyon	7	70.1 800m	0:10.77 800m	0:58.57 [2] (0:13.56)	0:45.01 [2] (0:10.77)	0:34.24 [1] (0:11.13)	0:23.11 [3] (0:10.92)	0:12.19 [2] (0:12.19)	1L	0:34.24 +5	
3	2 INVINOVICH Kyle Wilson-Taylor	4	68.8 400m	0:10.84 400m	0:58.82 [3] (0:13.64)	0:45.18 [4] (0:10.99)	0:34.19 [4] (0:11.05)	0:23.14 [5] (0:10.84)	0:12.30 [3] (0:12.30)	2.47L	0:34.19 +7	
4	7 PINK CASHMERE Cody Collis	8	69.1 800m	0:10.60 800m	0:58.83 [4] (0:14.30)	0:44.53 [7] (0:10.60)	0:33.93 [6] (0:10.78)	0:23.15 [4] (0:10.92)	0:12.23 [4] (0:12.23)	2.5L	0:33.93 -1	
5	4 IN THE BLINK Robbie Dolan	6	68.7 800m	0:10.83 600m	0:59.30 [5] (0:14.12)	0:45.18 [6] (0:10.89)	0:34.29 [7] (0:10.83)	0:23.46 [7] (0:11.19)	0:12.27 [7] (0:12.27)	5.27L	0:34.29 +1	
6	5 PARTY SPIRIT Damien Thornton	5	68.5 800m	0:10.90 800m	0:59.58 [6] (0:13.45)	0:46.13 [1] (0:10.90)	0:35.23 [2] (0:11.08)	0:24.15 [1] (0:11.27)	0:12.88 [5] (0:12.88)	6.91L	0:35.23 +1	
7	1 BALTRAY Georgina Cartwright	3	67.5 800m	0:10.88 800m	0:59.72 [7] (0:13.85)	0:45.87 [5] (0:10.88)	0:34.99 [5] (0:11.11)	0:23.88 [6] (0:11.18)	0:12.70 [6] (0:12.70)	7.78L	0:34.99 -1	

Scratched: Torque I Tee (#3), Remlaps Angel (#9)

[] Ranking at each section and finish
 -:-:- No data available at this section
 NA No data available

SCN Saddle cloth number
 DNF Did not finish
 DNT Did not track



Horse/Jockey Name	Payline
Final Rank	1
Fastest Section Time (Section)	0:10.80 (400m)
Top Speed [km/h] (Section)	68.9 (400m)
Race State	Finished



Eagle Farm QLD Professional

Race 3: XXXX Class 3 Plate - 1000m

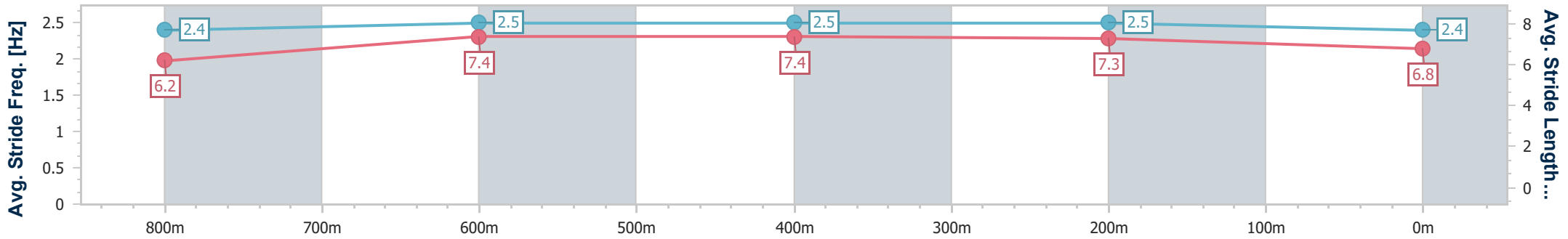
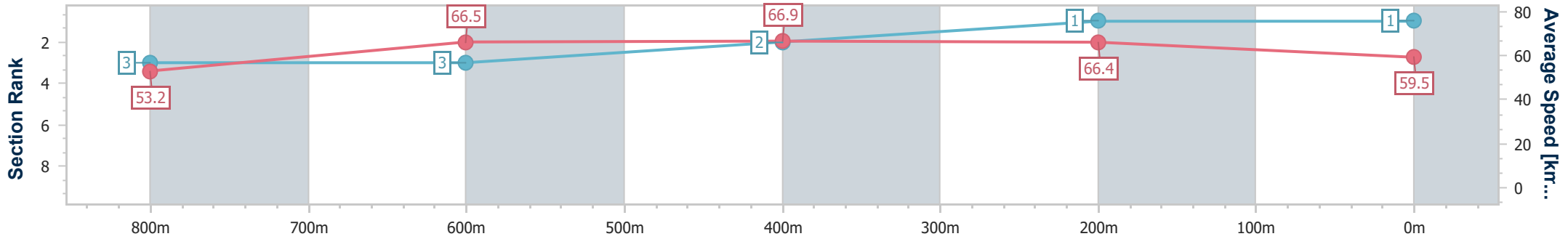
10 July 2024 - 13:41

Track Rating: Soft 7, Weather: Overcast, Rail Position: +11m Entire



BRISBANE RACING CLUB

Section	Overall	800m	600m	400m	200m
Section Times	0:58.40 [1] (0:13.58)	0:44.82 [3] (0:10.97)	0:33.85 [3] (0:10.89)	0:22.96 [2] (0:10.80)	0:12.16 [1] (0:12.16)
Average Speed [km/h]	53.2	66.5	66.9	66.4	59.5
Top Speed [km/h]	67.0	66.8	68.9	68.9	64.8
Avg. Dist. to Rail [m]	1.7	2.1	2.4	4.2	3.2
Avg. Stride Freq. [Hz]	2.4	2.5	2.5	2.5	2.4
Avg. Stride Length [m]	6.2	7.4	7.4	7.3	6.8



- [] Ranking at each section and finish
- .-.- No data available at this section
- NA No data available



Horse/Jockey Name	First Person
Final Rank	2
Fastest Section Time (Section)	0:10.77 (800m)
Top Speed [km/h] (Section)	70.1 (800m)
Race State	Finished



Eagle Farm QLD Professional

Race 3: XXXX Class 3 Plate - 1000m

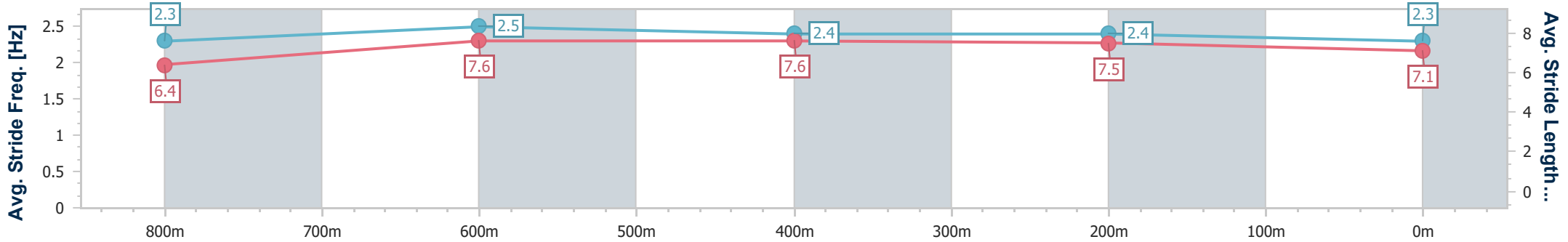
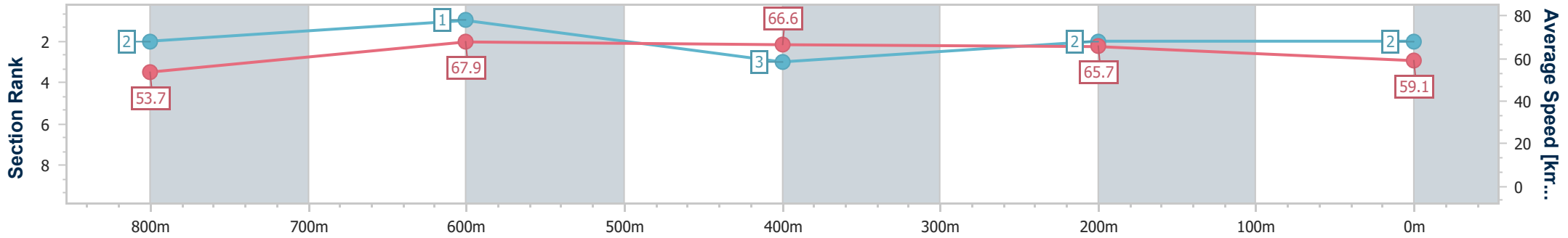
10 July 2024 - 13:41

Track Rating: Soft 7, Weather: Overcast, Rail Position: +11m Entire



BRISBANE RACING CLUB

Section	Overall	800m	600m	400m	200m
Section Times	0:58.57 [2] (0:13.56)	0:45.01 [2] (0:10.77)	0:34.24 [1] (0:11.13)	0:23.11 [3] (0:10.92)	0:12.19 [2] (0:12.19)
Average Speed [km/h]	53.7	67.9	66.6	65.7	59.1
Top Speed [km/h]	70.1	70.1	67.6	67.8	63.2
Avg. Dist. to Rail [m]	5.9	2.9	6.0	8.6	7.9
Avg. Stride Freq. [Hz]	2.3	2.5	2.4	2.4	2.3
Avg. Stride Length [m]	6.4	7.6	7.6	7.5	7.1



- [] Ranking at each section and finish
- .-.- No data available at this section
- NA No data available



Horse/Jockey Name	Invinovich
Final Rank	3
Fastest Section Time (Section)	0:10.84 (400m)
Top Speed [km/h] (Section)	68.8 (400m)
Race State	Finished



Eagle Farm QLD Professional

Race 3: XXXX Class 3 Plate - 1000m

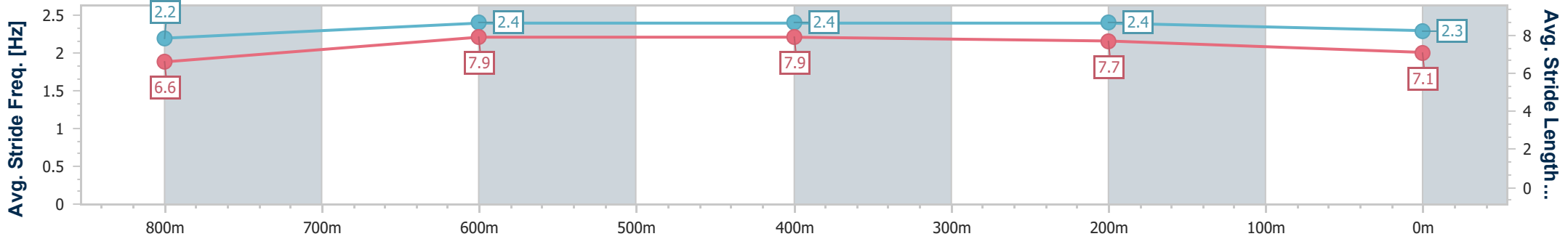
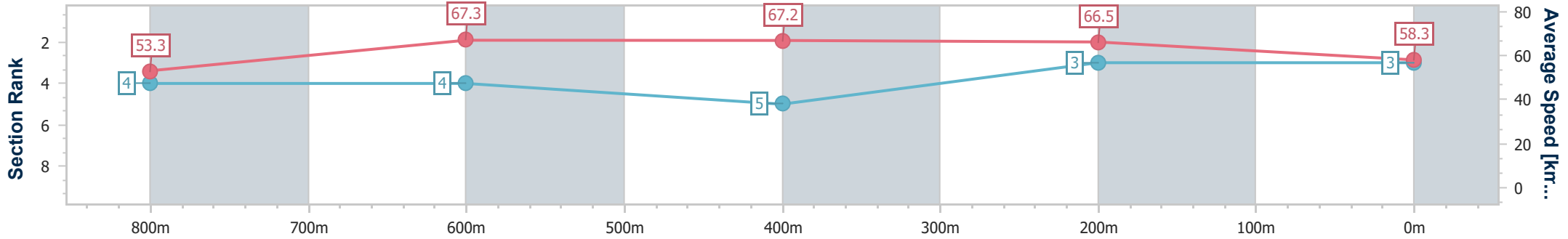
10 July 2024 - 13:41

Track Rating: Soft 7, Weather: Overcast, Rail Position: +11m Entire



BRISBANE RACING CLUB

Section	Overall	800m	600m	400m	200m
Section Times	0:58.82 [3] (0:13.64)	0:45.18 [4] (0:10.99)	0:34.19 [4] (0:11.05)	0:23.14 [5] (0:10.84)	0:12.30 [3] (0:12.30)
Average Speed [km/h]	53.3	67.3	67.2	66.5	58.3
Top Speed [km/h]	68.0	68.6	68.7	68.8	63.8
Avg. Dist. to Rail [m]	4.7	5.5	6.4	10.1	8.7
Avg. Stride Freq. [Hz]	2.2	2.4	2.4	2.4	2.3
Avg. Stride Length [m]	6.6	7.9	7.9	7.7	7.1



- [] Ranking at each section and finish
- .-.- No data available at this section
- NA No data available



Horse/Jockey Name	Pink Cashmere
Final Rank	4
Fastest Section Time (Section)	0:10.60 (800m)
Top Speed [km/h] (Section)	69.1 (800m)
Race State	Finished



Eagle Farm QLD Professional

Race 3: XXXX Class 3 Plate - 1000m

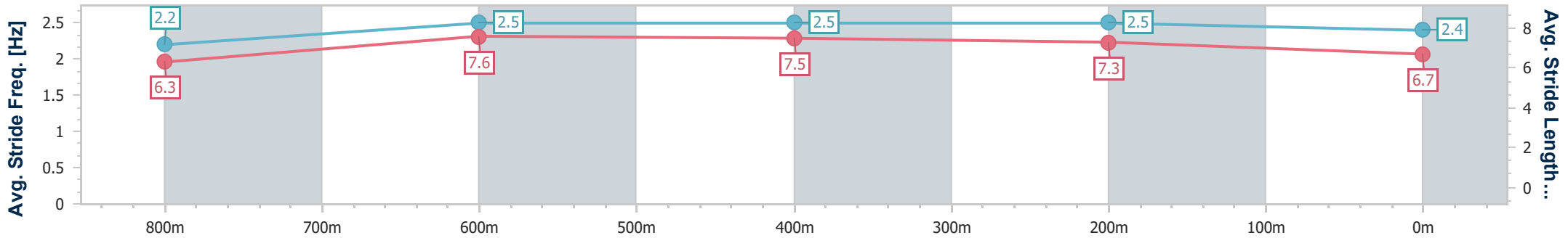
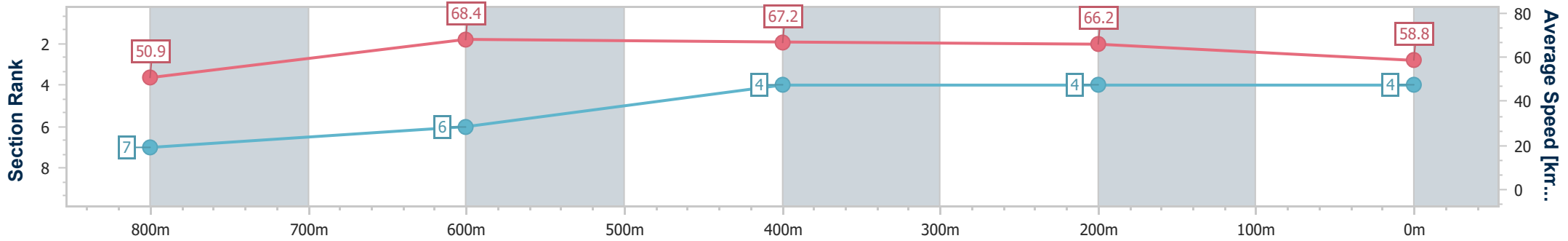
10 July 2024 - 13:41

Track Rating: Soft 7, Weather: Overcast, Rail Position: +11m Entire



BRISBANE RACING CLUB

Section	Overall	800m	600m	400m	200m
Section Times	0:58.83 [4] (0:14.30)	0:44.53 [7] (0:10.60)	0:33.93 [6] (0:10.78)	0:23.15 [4] (0:10.92)	0:12.23 [4] (0:12.23)
Average Speed [km/h]	50.9	68.4	67.2	66.2	58.8
Top Speed [km/h]	69.0	69.1	68.1	67.6	62.7
Avg. Dist. to Rail [m]	6.1	1.8	1.5	4.0	6.9
Avg. Stride Freq. [Hz]	2.2	2.5	2.5	2.5	2.4
Avg. Stride Length [m]	6.3	7.6	7.5	7.3	6.7



- [] Ranking at each section and finish
- .-.- No data available at this section
- NA No data available



Horse/Jockey Name	In The Blink
Final Rank	5
Fastest Section Time (Section)	0:10.83 (600m)
Top Speed [km/h] (Section)	68.7 (800m)
Race State	Finished



Eagle Farm QLD Professional

Race 3: XXXX Class 3 Plate - 1000m

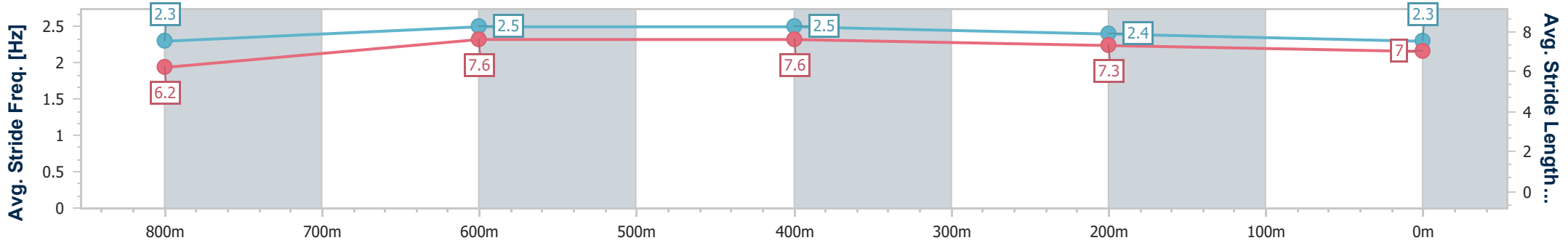
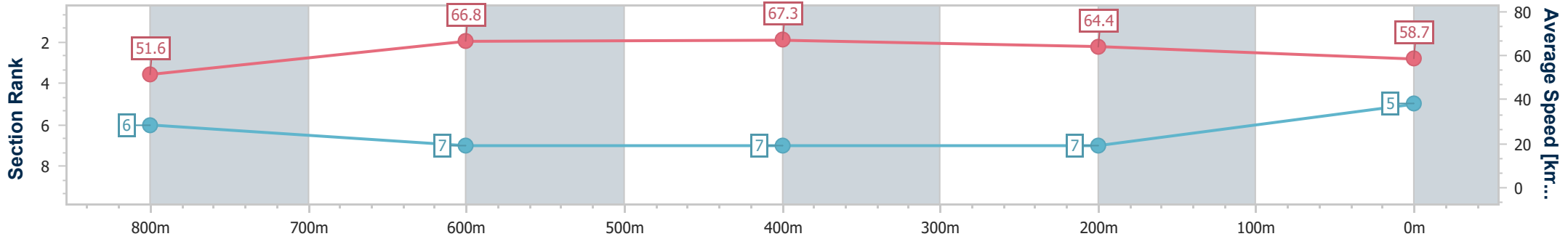
10 July 2024 - 13:41

Track Rating: Soft 7, Weather: Overcast, Rail Position: +11m Entire



BRISBANE RACING CLUB

Section	Overall	800m	600m	400m	200m
Section Times	0:59.30 [5] (0:14.12)	0:45.18 [6] (0:10.89)	0:34.29 [7] (0:10.83)	0:23.46 [7] (0:11.19)	0:12.27 [7] (0:12.27)
Average Speed [km/h]	51.6	66.8	67.3	64.4	58.7
Top Speed [km/h]	67.7	68.7	68.6	67.4	63.1
Avg. Dist. to Rail [m]	4.9	2.9	2.8	7.7	5.8
Avg. Stride Freq. [Hz]	2.3	2.5	2.5	2.4	2.3
Avg. Stride Length [m]	6.2	7.6	7.6	7.3	7.0



- [] Ranking at each section and finish
- .-.- No data available at this section
- NA No data available



Horse/Jockey Name	Party Spirit
Final Rank	6
Fastest Section Time (Section)	0:10.90 (800m)
Top Speed [km/h] (Section)	68.5 (800m)
Race State	Finished



Eagle Farm QLD Professional

Race 3: XXXX Class 3 Plate - 1000m

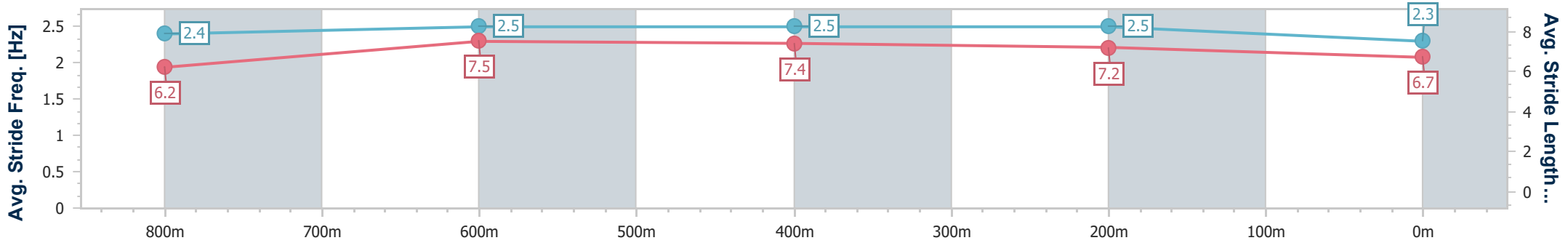
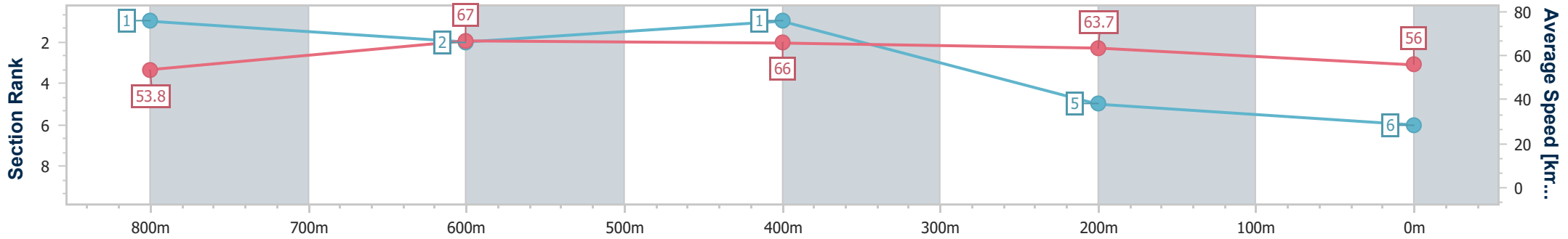
10 July 2024 - 13:41

Track Rating: Soft 7, Weather: Overcast, Rail Position: +11m Entire



BRISBANE RACING CLUB

Section	Overall	800m	600m	400m	200m
Section Times	0:59.58 [6] (0:13.45)	0:46.13 [1] (0:10.90)	0:35.23 [2] (0:11.08)	0:24.15 [1] (0:11.27)	0:12.88 [5] (0:12.88)
Average Speed [km/h]	53.8	67.0	66.0	63.7	56.0
Top Speed [km/h]	67.5	68.5	67.6	68.1	60.3
Avg. Dist. to Rail [m]	3.8	2.5	3.7	6.2	5.2
Avg. Stride Freq. [Hz]	2.4	2.5	2.5	2.5	2.3
Avg. Stride Length [m]	6.2	7.5	7.4	7.2	6.7



- [] Ranking at each section and finish
- .-.- No data available at this section
- NA No data available



Horse/Jockey Name	Baltray
Final Rank	7
Fastest Section Time (Section)	0:10.88 (800m)
Top Speed [km/h] (Section)	67.5 (800m)
Race State	Finished



Eagle Farm QLD Professional

Race 3: XXXX Class 3 Plate - 1000m

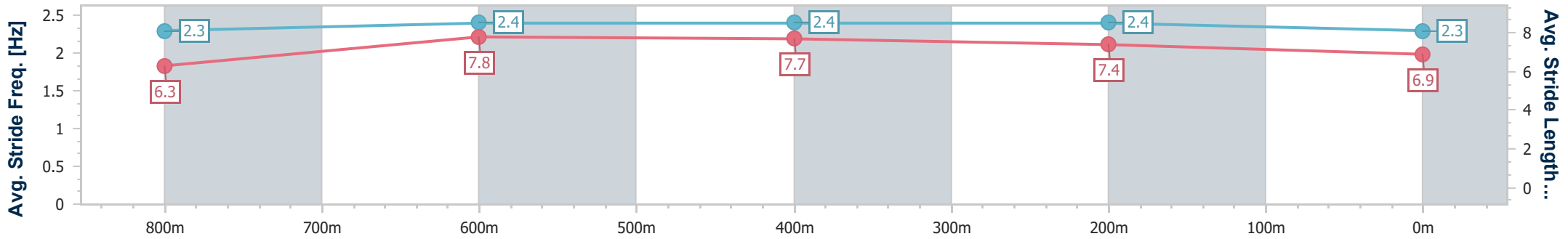
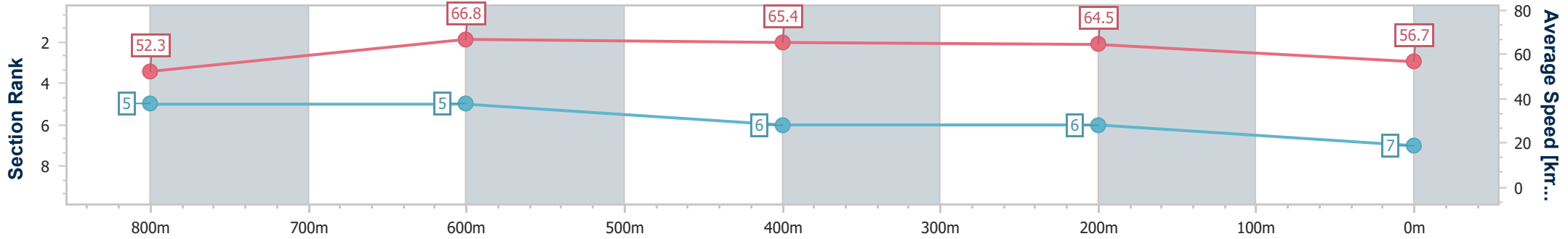
10 July 2024 - 13:41

Track Rating: Soft 7, Weather: Overcast, Rail Position: +11m Entire



BRISBANE RACING CLUB

Section	Overall	800m	600m	400m	200m
Section Times	0:59.72 [7] (0:13.85)	0:45.87 [5] (0:10.88)	0:34.99 [5] (0:11.11)	0:23.88 [6] (0:11.18)	0:12.70 [6] (0:12.70)
Average Speed [km/h]	52.3	66.8	65.4	64.5	56.7
Top Speed [km/h]	66.6	67.5	67.1	66.5	61.0
Avg. Dist. to Rail [m]	2.7	1.9	2.7	4.8	6.3
Avg. Stride Freq. [Hz]	2.3	2.4	2.4	2.4	2.3
Avg. Stride Length [m]	6.3	7.8	7.7	7.4	6.9



- [] Ranking at each section and finish
- .-.- No data available at this section
- NA No data available



Eagle Farm QLD Professional

Race 4: THE GIBSON Maiden Plate - 1400m

10 July 2024 - 14:16



BRISBANE
RACING CLUB

Track Rating: Soft 7, Weather: Overcast, Rail Position: +11m Entire

Section												Last 600m	
Field Times		Overall	1200m	1000m	800m	600m	400m						0:37.23
		1:25.75 (0:13.64)	1:12.11 (0:11.28)	1:00.83 (0:11.58)	0:49.25 (0:12.02)	0:37.23 (0:12.24)	0:24.99 (0:11.97)						
Rank	TAB	Horse/Jockey	Barrier	Top Speed [km/h]	Fastest Section							Distance Travelled [m]	
1	13	POUTCHEK Cejay Graham	8	66.3 1200m	0:11.27 1200m	1:25.75 [1] (0:13.88)	1:11.87 [4] (0:11.27)	1:00.60 [5] (0:11.60)	0:49.00 [5] (0:12.05)	0:36.95 [5] (0:12.07)	0:24.88 [2] (0:11.86)	0:36.95	
2	1	AMADOR Michael Rodd	6	65.6 1200m	0:11.29 1200m	1:26.03 [2] (0:14.31)	1:11.72 [8] (0:11.29)	1:00.43 [8] (0:11.51)	0:48.92 [8] (0:11.91)	0:37.01 [7] (0:12.25)	0:24.76 [6] (0:11.72)	0:37.01	-5
3	14	EXPRESS PAYMENT Jake Bayliss	2	65.8 Overall	0:11.28 1200m	1:26.07 [3] (0:13.64)	1:12.43 [1] (0:11.28)	1:01.15 [1] (0:11.63)	0:49.52 [2] (0:12.05)	0:37.47 [2] (0:12.28)	0:25.19 [3] (0:12.00)	0:37.47	-5
4	2	FINE AND RARE Georgina Cartwright	1	65.4 Overall	0:11.33 1200m	1:27.04 [4] (0:13.71)	1:13.33 [3] (0:11.33)	1:02.00 [3] (0:11.62)	0:50.38 [4] (0:12.05)	0:38.33 [3] (0:12.30)	0:26.03 [4] (0:12.28)	0:38.33	-5
5	16	KELLISA Marnu Potgieter	10	65.6 1200m	0:11.27 1200m	1:27.09 [5] (0:14.18)	1:12.91 [7] (0:11.27)	1:01.64 [6] (0:11.59)	0:50.05 [7] (0:11.97)	0:38.08 [6] (0:12.35)	0:25.73 [7] (0:12.36)	0:38.08	+1
6	11	ADDITION Angela Jones	16	66.6 1200m	0:11.11 1200m	1:27.12 [6] (0:13.93)	1:13.19 [5] (0:11.11)	1:02.08 [4] (0:11.46)	0:50.62 [1] (0:12.02)	0:38.60 [1] (0:12.24)	0:26.36 [1] (0:12.33)	0:38.60	+1
7	4	KENSHIN MARU Boris Thornton	13	64.9 1200m	0:11.30 1200m	1:27.34 [7] (0:14.54)	1:12.80 [9] (0:11.30)	1:01.50 [9] (0:11.59)	0:49.91 [9] (0:11.97)	0:37.94 [9] (0:12.34)	0:25.60 [10] (0:12.24)	0:37.94	-4
8	10	ISLAND LADY Samantha Collett	4	65.4 1000m	0:11.46 1200m	1:27.95 [8] (0:14.03)	1:13.92 [6] (0:11.46)	1:02.46 [7] (0:11.51)	0:50.95 [6] (0:12.06)	0:38.89 [8] (0:12.45)	0:26.44 [8] (0:12.52)	0:38.89	-1
9	12	MIDNIGHT IN AUSTIN Andrew Mallyon	3	66.1 Overall	0:11.33 1200m	1:28.04 [9] (0:13.65)	1:14.39 [2] (0:11.33)	1:03.06 [2] (0:11.67)	0:51.39 [3] (0:12.11)	0:39.28 [4] (0:12.30)	0:26.98 [5] (0:12.59)	0:39.28	+0
10	3	SUPIDOCHARGED Ron Stewart	7	64.8 1200m	0:11.36 1200m	1:28.62 [10] (0:14.73)	1:13.89 [10] (0:11.36)	1:02.53 [10] (0:11.59)	0:50.94 [10] (0:11.79)	0:39.15 [10] (0:12.16)	0:26.99 [9] (0:12.36)	0:39.15	-6

Scratched: So You Can Torque (#7), The Manager (#9), Out Of Aces (#6), Touchofclass (#15), Loyalty Counts (#5), Steel King (#8)

[] Ranking at each section and finish
 -:-:- No data available at this section
 NA No data available

SCN Saddle cloth number
 DNF Did not finish
 DNT Did not track



Eagle Farm QLD Professional

Race 4: THE GIBSON Maiden Plate - 1400m

10 July 2024 - 14:16



Track Rating: Soft 7, Weather: Overcast, Rail Position: +11m Entire

Section							200m			Last 600m
Field Times							0:13.02			0:37.23
							(0:13.02)			
Rank	TAB	Horse/Jockey	Barrier	Top Speed [km/h]	Fastest Section	Margin			Distance Travelled [m]	
1	13	POUTCHEK Cejay Graham	8	66.3 1200m	0:11.27 1200m	0:13.02 [1] (0:13.02)	1:25.75		0:36.95	
2	1	AMADOR Michael Rodd	6	65.6 1200m	0:11.29 1200m	0:13.04 [3] (0:13.04)	1.64L		0:37.01 -5	
3	14	EXPRESS PAYMENT Jake Bayliss	2	65.8 Overall	0:11.28 1200m	0:13.19 [2] (0:13.19)	1.91L		0:37.47 -5	
4	2	FINE AND RARE Georgina Cartwright	1	65.4 Overall	0:11.33 1200m	0:13.75 [5] (0:13.75)	7.58L		0:38.33 -5	
5	16	KELLISA Marnu Potgieter	10	65.6 1200m	0:11.27 1200m	0:13.37 [7] (0:13.37)	7.88L		0:38.08 +1	
6	11	ADDITION Angela Jones	16	66.6 1200m	0:11.11 1200m	0:14.03 [4] (0:14.03)	8.1L		0:38.60 +1	
7	4	KENSHIN MARU Boris Thornton	13	64.9 1200m	0:11.30 1200m	0:13.36 [8] (0:13.36)	9.38L		0:37.94 -4	
8	10	ISLAND LADY Samantha Collett	4	65.4 1000m	0:11.46 1200m	0:13.92 [10] (0:13.92)	12.94L		0:38.89 -1	
9	12	MIDNIGHT IN AUSTIN Andrew Mallyon	3	66.1 Overall	0:11.33 1200m	0:14.39 [6] (0:14.39)	13.46L		0:39.28 +0	
10	3	SUPIDOCHARGED Ron Stewart	7	64.8 1200m	0:11.36 1200m	0:14.63 [9] (0:14.63)	16.88L		0:39.15 -6	

Scratched: So You Can Torque (#7), The Manager (#9), Out Of Aces (#6), Touchofclass (#15), Loyalty Counts (#5), Steel King (#8)

[] Ranking at each section and finish
 -:-:- No data available at this section
 NA No data available

SCN Saddle cloth number
 DNF Did not finish
 DNT Did not track



Horse/Jockey Name	Poutchek
Final Rank	1
Fastest Section Time (Section)	0:11.27 (1200m)
Top Speed [km/h] (Section)	66.3 (1200m)
Race State	Finished

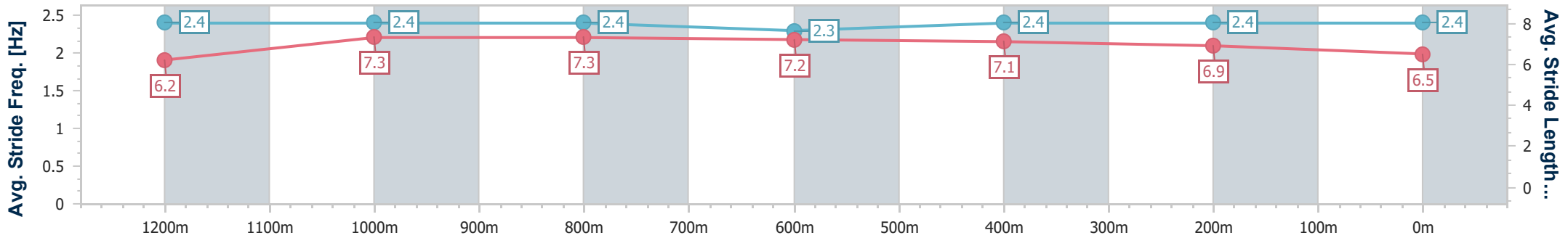
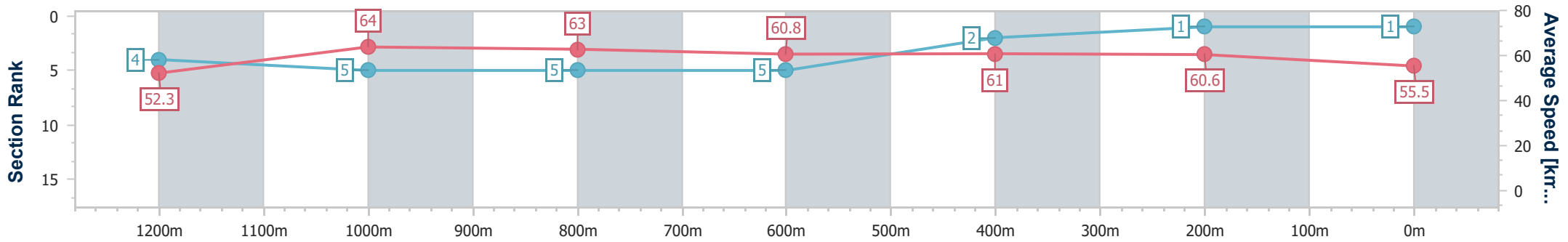


Eagle Farm QLD Professional
 Race 4: THE GIBSON Maiden Plate - 1400m
 10 July 2024 - 14:16
 Track Rating: Soft 7, Weather: Overcast, Rail Position: +11m Entire



BRISBANE
 RACING CLUB

Section	Overall	1200m	1000m	800m	600m	400m	200m
Section Times	1:25.75 [1] (0:13.88)	1:11.87 [4] (0:11.27)	1:00.60 [5] (0:11.60)	0:49.00 [5] (0:12.05)	0:36.95 [5] (0:12.07)	0:24.88 [2] (0:11.86)	0:13.02 [1] (0:13.02)
Average Speed [km/h]	52.3	64.0	63.0	60.8	61.0	60.6	55.5
Top Speed [km/h]	65.0	66.3	63.9	62.3	62.2	62.0	58.5
Avg. Dist. to Rail [m]	7.5	3.3	3.2	3.8	5.1	9.3	6.6
Avg. Stride Freq. [Hz]	2.4	2.4	2.4	2.3	2.4	2.4	2.4
Avg. Stride Length [m]	6.2	7.3	7.3	7.2	7.1	6.9	6.5



- [] Ranking at each section and finish
- .-.- No data available at this section
- NA No data available



Horse/Jockey Name	Amador
Final Rank	2
Fastest Section Time (Section)	0:11.29 (1200m)
Top Speed [km/h] (Section)	65.6 (1200m)
Race State	Finished

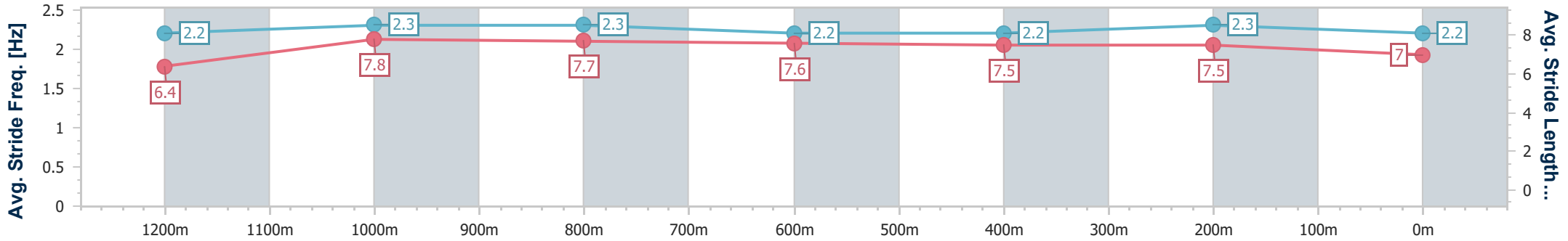
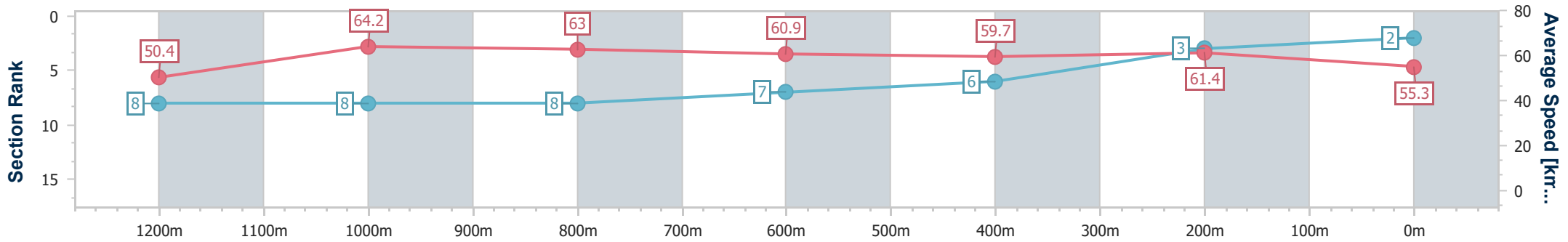


Eagle Farm QLD Professional
 Race 4: THE GIBSON Maiden Plate - 1400m
 10 July 2024 - 14:16
 Track Rating: Soft 7, Weather: Overcast, Rail Position: +11m Entire



BRISBANE
RACING CLUB

Section	Overall	1200m	1000m	800m	600m	400m	200m
Section Times	1:26.03 [2] (0:14.31)	1:11.72 [8] (0:11.29)	1:00.43 [8] (0:11.51)	0:48.92 [8] (0:11.91)	0:37.01 [7] (0:12.25)	0:24.76 [6] (0:11.72)	0:13.04 [3] (0:13.04)
Average Speed [km/h]	50.4	64.2	63.0	60.9	59.7	61.4	55.3
Top Speed [km/h]	65.1	65.6	63.9	62.7	61.4	62.4	58.8
Avg. Dist. to Rail [m]	4.7	2.5	2.2	1.3	3.2	9.2	6.7
Avg. Stride Freq. [Hz]	2.2	2.3	2.3	2.2	2.2	2.3	2.2
Avg. Stride Length [m]	6.4	7.8	7.7	7.6	7.5	7.5	7.0



- [] Ranking at each section and finish
- .-.- No data available at this section
- NA No data available



Horse/Jockey Name	Express Payment
Final Rank	3
Fastest Section Time (Section)	0:11.28 (1200m)
Top Speed [km/h] (Section)	65.8 (Overall)
Race State	Finished



Eagle Farm QLD Professional

Race 4: THE GIBSON Maiden Plate - 1400m

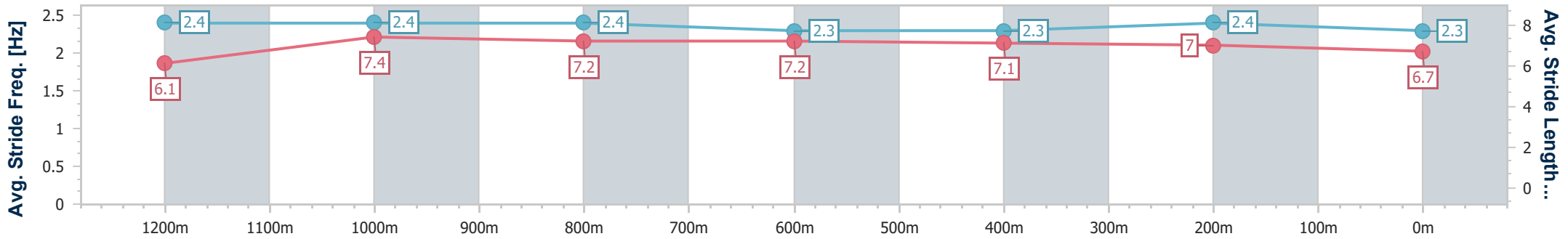
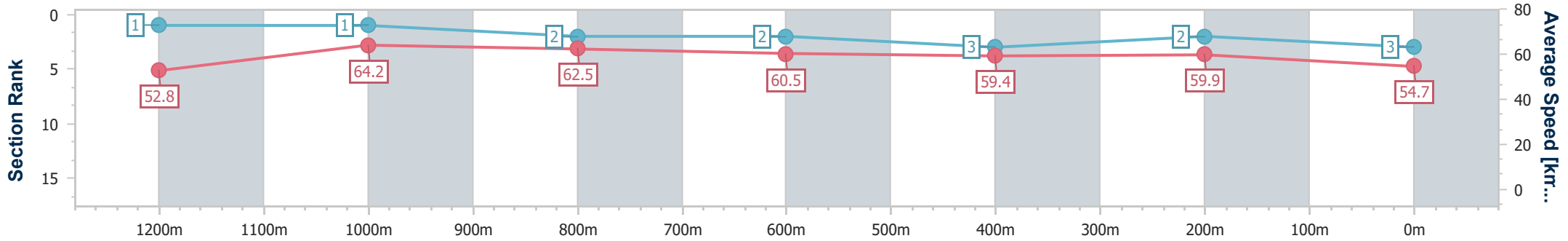
10 July 2024 - 14:16

Track Rating: Soft 7, Weather: Overcast, Rail Position: +11m Entire



BRISBANE RACING CLUB

Section	Overall	1200m	1000m	800m	600m	400m	200m
Section Times	1:26.07 [3] (0:13.64)	1:12.43 [1] (0:11.28)	1:01.15 [1] (0:11.63)	0:49.52 [2] (0:12.05)	0:37.47 [2] (0:12.28)	0:25.19 [3] (0:12.00)	0:13.19 [2] (0:13.19)
Average Speed [km/h]	52.8	64.2	62.5	60.5	59.4	59.9	54.7
Top Speed [km/h]	65.8	65.8	63.3	62.7	61.6	62.3	57.4
Avg. Dist. to Rail [m]	3.3	2.1	2.5	2.6	2.8	5.9	5.7
Avg. Stride Freq. [Hz]	2.4	2.4	2.4	2.3	2.3	2.4	2.3
Avg. Stride Length [m]	6.1	7.4	7.2	7.2	7.1	7.0	6.7



- [] Ranking at each section and finish
- .-.- No data available at this section
- NA No data available



Horse/Jockey Name	Fine And Rare
Final Rank	4
Fastest Section Time (Section)	0:11.33 (1200m)
Top Speed [km/h] (Section)	65.4 (Overall)
Race State	Finished



Eagle Farm QLD Professional

Race 4: THE GIBSON Maiden Plate - 1400m

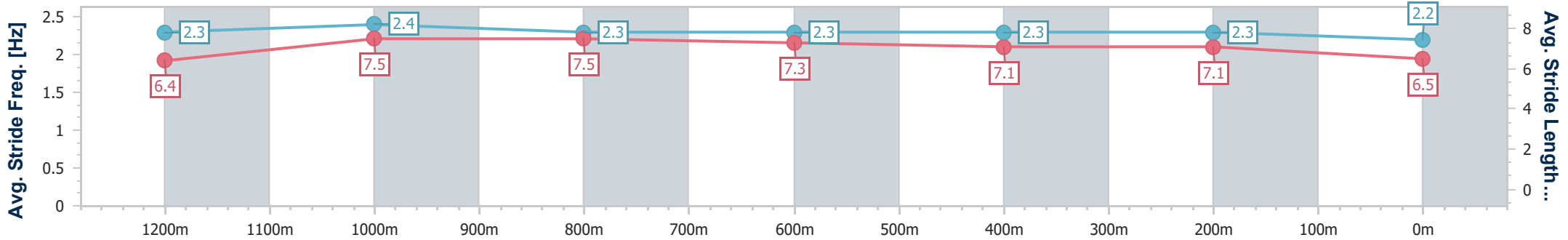
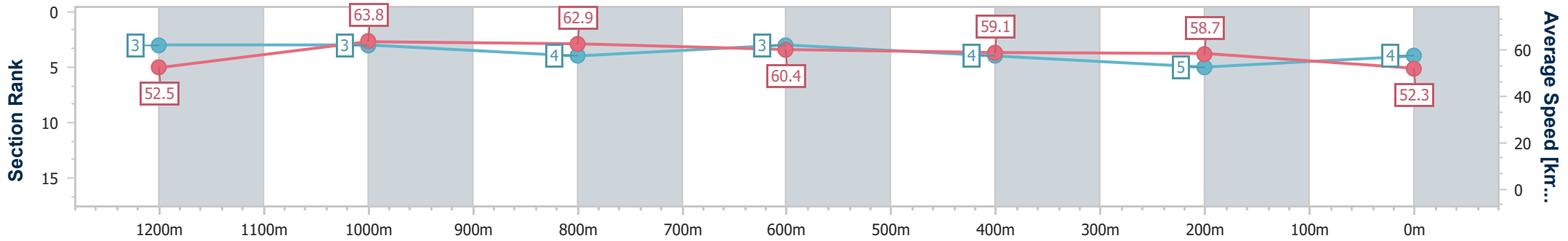
10 July 2024 - 14:16

Track Rating: Soft 7, Weather: Overcast, Rail Position: +11m Entire



BRISBANE RACING CLUB

Section	Overall	1200m	1000m	800m	600m	400m	200m
Section Times	1:27.04 [4] (0:13.71)	1:13.33 [3] (0:11.33)	1:02.00 [3] (0:11.62)	0:50.38 [4] (0:12.05)	0:38.33 [3] (0:12.30)	0:26.03 [4] (0:12.28)	0:13.75 [5] (0:13.75)
Average Speed [km/h]	52.5	63.8	62.9	60.4	59.1	58.7	52.3
Top Speed [km/h]	65.4	65.3	63.6	62.3	61.7	61.8	55.1
Avg. Dist. to Rail [m]	2.7	2.5	3.0	2.6	2.3	5.3	5.6
Avg. Stride Freq. [Hz]	2.3	2.4	2.3	2.3	2.3	2.3	2.2
Avg. Stride Length [m]	6.4	7.5	7.5	7.3	7.1	7.1	6.5



- [] Ranking at each section and finish
- .-.- No data available at this section
- NA No data available



Horse/Jockey Name	Kellisa
Final Rank	5
Fastest Section Time (Section)	0:11.27 (1200m)
Top Speed [km/h] (Section)	65.6 (1200m)
Race State	Finished



Eagle Farm QLD Professional

Race 4: THE GIBSON Maiden Plate - 1400m

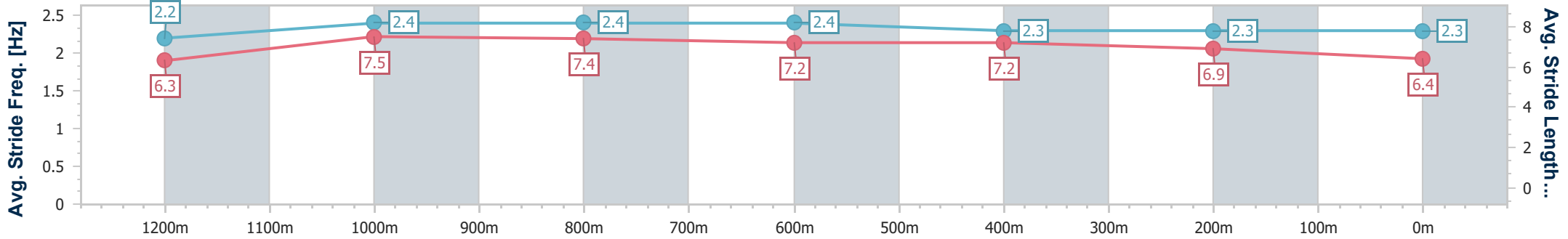
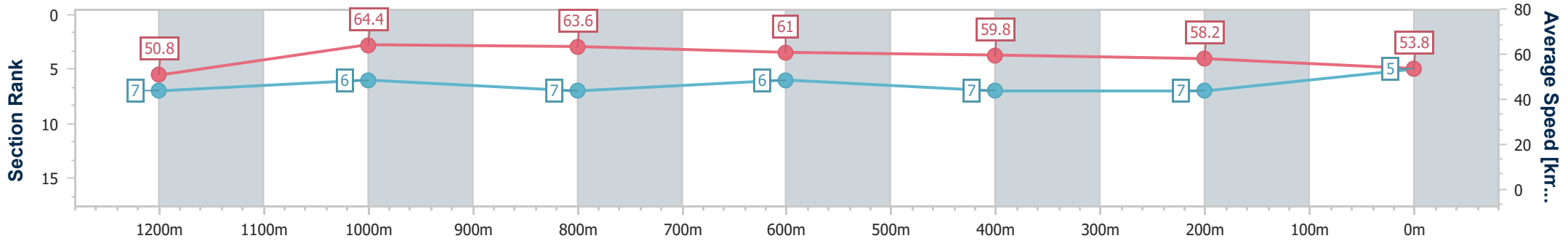
10 July 2024 - 14:16

Track Rating: Soft 7, Weather: Overcast, Rail Position: +11m Entire



BRISBANE RACING CLUB

Section	Overall	1200m	1000m	800m	600m	400m	200m
Section Times	1:27.09 [5] (0:14.18)	1:12.91 [7] (0:11.27)	1:01.64 [6] (0:11.59)	0:50.05 [7] (0:11.97)	0:38.08 [6] (0:12.35)	0:25.73 [7] (0:12.36)	0:13.37 [7] (0:13.37)
Average Speed [km/h]	50.8	64.4	63.6	61.0	59.8	58.2	53.8
Top Speed [km/h]	64.0	65.6	64.2	63.2	61.2	61.3	56.6
Avg. Dist. to Rail [m]	7.4	4.2	4.9	4.0	4.7	8.6	7.6
Avg. Stride Freq. [Hz]	2.2	2.4	2.4	2.4	2.3	2.3	2.3
Avg. Stride Length [m]	6.3	7.5	7.4	7.2	7.2	6.9	6.4



- [] Ranking at each section and finish
- .-.- No data available at this section
- NA No data available



Horse/Jockey Name	Addition
Final Rank	6
Fastest Section Time (Section)	0:11.11 (1200m)
Top Speed [km/h] (Section)	66.6 (1200m)
Race State	Finished

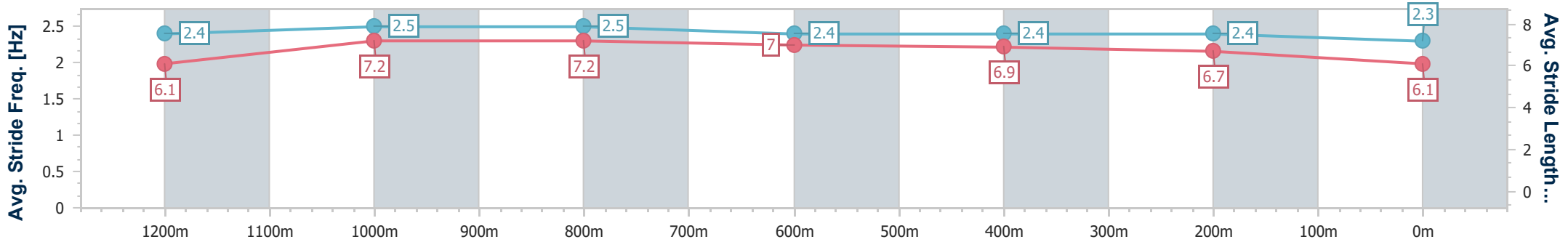
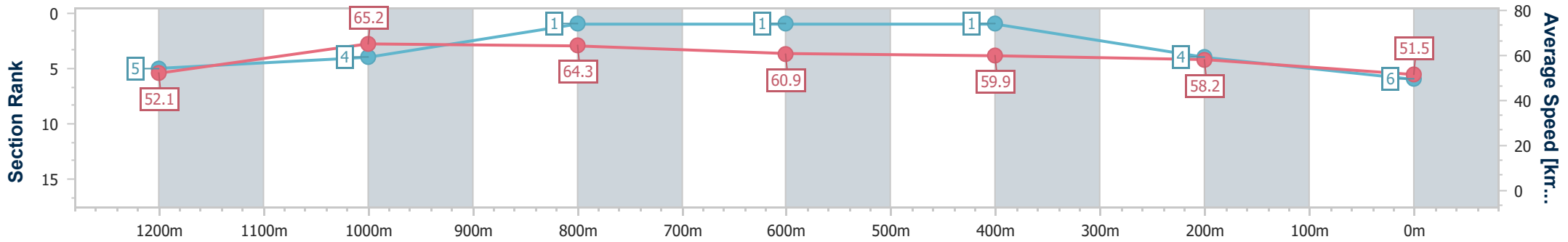


Eagle Farm QLD Professional
 Race 4: THE GIBSON Maiden Plate - 1400m
 10 July 2024 - 14:16
 Track Rating: Soft 7, Weather: Overcast, Rail Position: +11m Entire



BRISBANE
 RACING CLUB

Section	Overall	1200m	1000m	800m	600m	400m	200m
Section Times	1:27.12 [6] (0:13.93)	1:13.19 [5] (0:11.11)	1:02.08 [4] (0:11.46)	0:50.62 [1] (0:12.02)	0:38.60 [1] (0:12.24)	0:26.36 [1] (0:12.33)	0:14.03 [4] (0:14.03)
Average Speed [km/h]	52.1	65.2	64.3	60.9	59.9	58.2	51.5
Top Speed [km/h]	66.3	66.6	65.2	63.8	62.1	61.7	55.1
Avg. Dist. to Rail [m]	10.2	5.6	4.9	3.6	3.7	7.6	7.2
Avg. Stride Freq. [Hz]	2.4	2.5	2.5	2.4	2.4	2.4	2.3
Avg. Stride Length [m]	6.1	7.2	7.2	7.0	6.9	6.7	6.1



- [] Ranking at each section and finish
- .-.- No data available at this section
- NA No data available



Horse/Jockey Name	Kenshin Maru
Final Rank	7
Fastest Section Time (Section)	0:11.30 (1200m)
Top Speed [km/h] (Section)	64.9 (1200m)
Race State	Finished

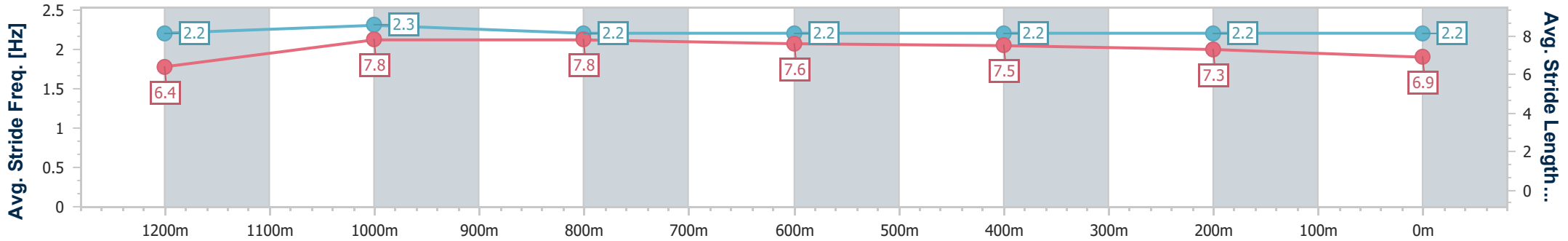
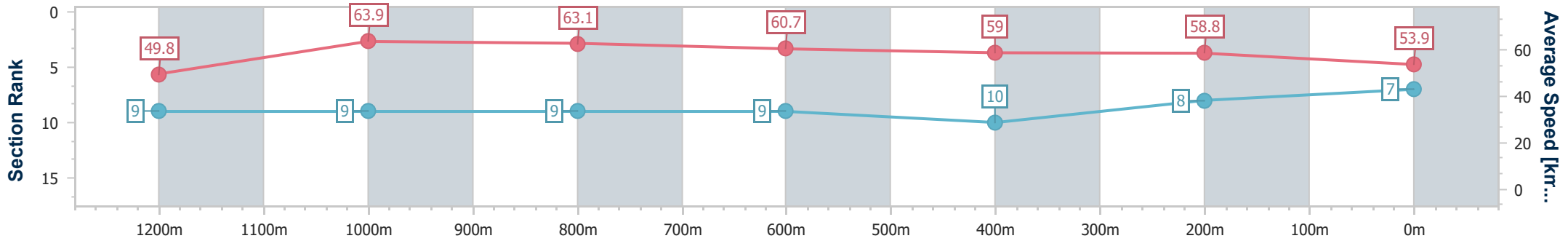


Eagle Farm QLD Professional
 Race 4: THE GIBSON Maiden Plate - 1400m
 10 July 2024 - 14:16
 Track Rating: Soft 7, Weather: Overcast, Rail Position: +11m Entire



BRISBANE
RACING CLUB

Section	Overall	1200m	1000m	800m	600m	400m	200m
Section Times	1:27.34 [7] (0:14.54)	1:12.80 [9] (0:11.30)	1:01.50 [9] (0:11.59)	0:49.91 [9] (0:11.97)	0:37.94 [9] (0:12.34)	0:25.60 [10] (0:12.24)	0:13.36 [8] (0:13.36)
Average Speed [km/h]	49.8	63.9	63.1	60.7	59.0	58.8	53.9
Top Speed [km/h]	63.9	64.9	64.0	64.0	60.3	59.6	57.0
Avg. Dist. to Rail [m]	7.9	3.5	3.2	2.5	2.2	3.7	3.2
Avg. Stride Freq. [Hz]	2.2	2.3	2.2	2.2	2.2	2.2	2.2
Avg. Stride Length [m]	6.4	7.8	7.8	7.6	7.5	7.3	6.9



- [] Ranking at each section and finish
- .-.- No data available at this section
- NA No data available



Horse/Jockey Name	Island Lady
Final Rank	8
Fastest Section Time (Section)	0:11.46 (1200m)
Top Speed [km/h] (Section)	65.4 (1000m)
Race State	Finished

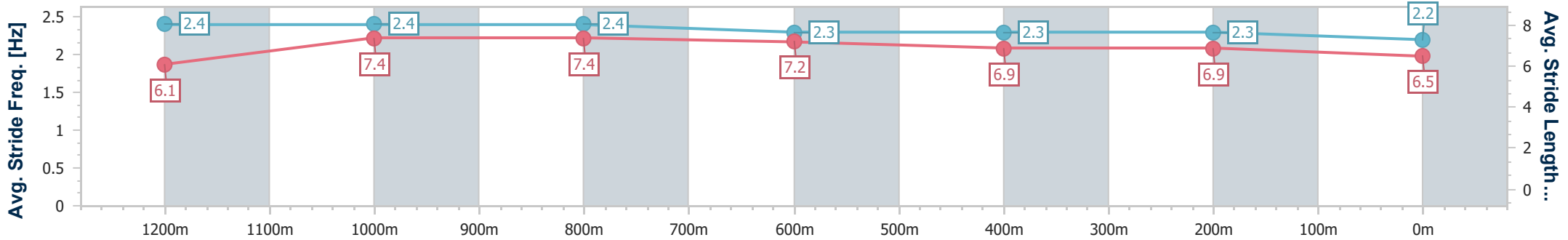
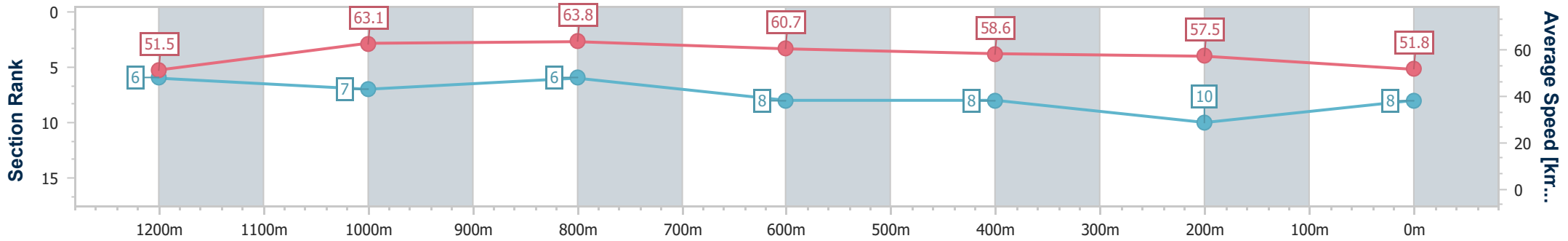


Eagle Farm QLD Professional
 Race 4: THE GIBSON Maiden Plate - 1400m
 10 July 2024 - 14:16
 Track Rating: Soft 7, Weather: Overcast, Rail Position: +11m Entire



BRISBANE
RACING CLUB

Section	Overall	1200m	1000m	800m	600m	400m	200m
Section Times	1:27.95 [8] (0:14.03)	1:13.92 [6] (0:11.46)	1:02.46 [7] (0:11.51)	0:50.95 [6] (0:12.06)	0:38.89 [8] (0:12.45)	0:26.44 [8] (0:12.52)	0:13.92 [10] (0:13.92)
Average Speed [km/h]	51.5	63.1	63.8	60.7	58.6	57.5	51.8
Top Speed [km/h]	64.7	64.0	65.4	62.5	60.5	60.2	55.3
Avg. Dist. to Rail [m]	5.2	3.7	3.9	3.6	3.1	5.5	6.7
Avg. Stride Freq. [Hz]	2.4	2.4	2.4	2.3	2.3	2.3	2.2
Avg. Stride Length [m]	6.1	7.4	7.4	7.2	6.9	6.9	6.5



- [] Ranking at each section and finish
- .-.- No data available at this section
- NA No data available



Horse/Jockey Name	Midnight In Austin
Final Rank	9
Fastest Section Time (Section)	0:11.33 (1200m)
Top Speed [km/h] (Section)	66.1 (Overall)
Race State	Finished



Eagle Farm QLD Professional

Race 4: THE GIBSON Maiden Plate - 1400m

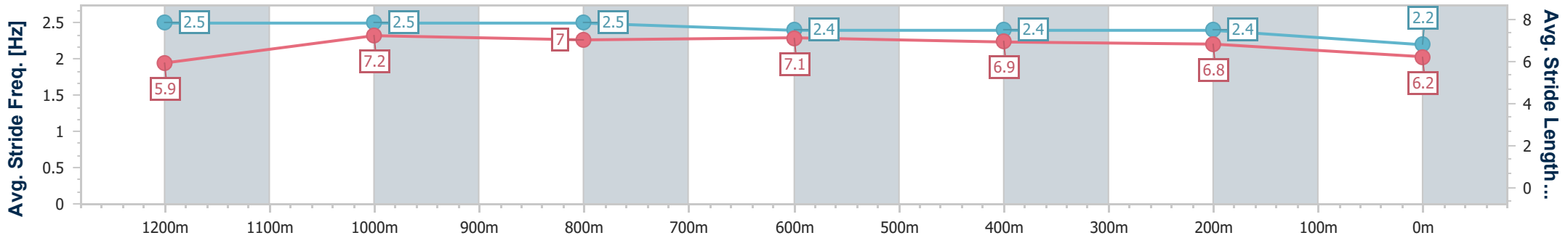
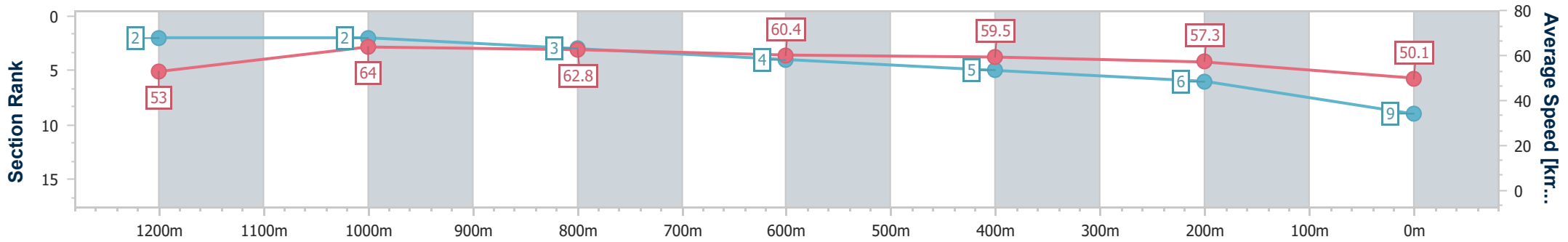
10 July 2024 - 14:16

Track Rating: Soft 7, Weather: Overcast, Rail Position: +11m Entire



BRISBANE RACING CLUB

Section	Overall	1200m	1000m	800m	600m	400m	200m
Section Times	1:28.04 [9] (0:13.65)	1:14.39 [2] (0:11.33)	1:03.06 [2] (0:11.67)	0:51.39 [3] (0:12.11)	0:39.28 [4] (0:12.30)	0:26.98 [5] (0:12.59)	0:14.39 [6] (0:14.39)
Average Speed [km/h]	53.0	64.0	62.8	60.4	59.5	57.3	50.1
Top Speed [km/h]	66.1	66.1	63.4	63.5	60.6	60.4	54.2
Avg. Dist. to Rail [m]	4.7	3.9	4.5	3.8	3.9	7.1	7.3
Avg. Stride Freq. [Hz]	2.5	2.5	2.5	2.4	2.4	2.4	2.2
Avg. Stride Length [m]	5.9	7.2	7.0	7.1	6.9	6.8	6.2



- [] Ranking at each section and finish
- .-.- No data available at this section
- NA No data available



Horse/Jockey Name	Supidocharged
Final Rank	10
Fastest Section Time (Section)	0:11.36 (1200m)
Top Speed [km/h] (Section)	64.8 (1200m)
Race State	Finished

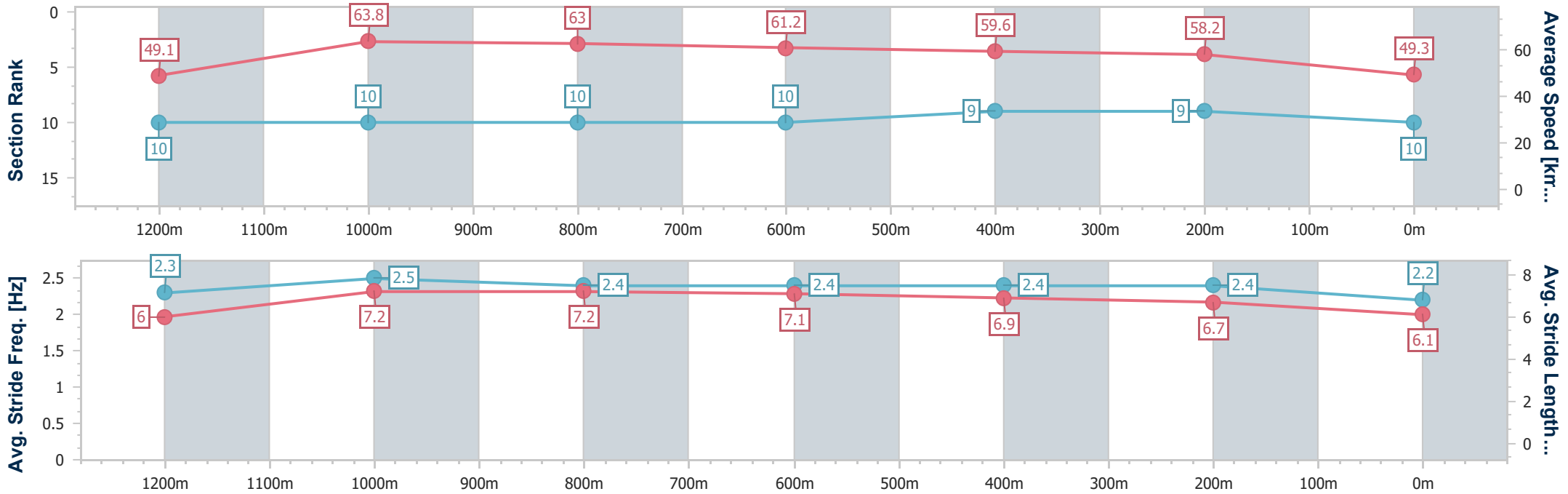


Eagle Farm QLD Professional
 Race 4: THE GIBSON Maiden Plate - 1400m
 10 July 2024 - 14:16
 Track Rating: Soft 7, Weather: Overcast, Rail Position: +11m Entire



BRISBANE
 RACING CLUB

Section	Overall	1200m	1000m	800m	600m	400m	200m
Section Times	1:28.62 [10] (0:14.73)	1:13.89 [10] (0:11.36)	1:02.53 [10] (0:11.59)	0:50.94 [10] (0:11.79)	0:39.15 [10] (0:12.16)	0:26.99 [9] (0:12.36)	0:14.63 [9] (0:14.63)
Average Speed [km/h]	49.1	63.8	63.0	61.2	59.6	58.2	49.3
Top Speed [km/h]	63.9	64.8	63.5	63.0	60.6	60.9	55.0
Avg. Dist. to Rail [m]	5.0	4.7	2.5	0.9	1.5	5.1	5.7
Avg. Stride Freq. [Hz]	2.3	2.5	2.4	2.4	2.4	2.4	2.2
Avg. Stride Length [m]	6.0	7.2	7.2	7.1	6.9	6.7	6.1



- [] Ranking at each section and finish
- .-.- No data available at this section
- NA No data available



Eagle Farm QLD Professional
Race 5: COUNTRY MUSIC RACEDAY ON SALE NOW BENCHMARK 78
Handicap - 1800m
10 July 2024 - 14:50



Track Rating: Soft 7, Weather: Overcast, Rail Position: +11m Entire

Section													
Field Times	Overall	1600m	1400m	1200m	1000m	800m	600m	Last 600m					
	1:50.86 (0:14.21)	1:36.65 (0:11.25)	1:25.40 (0:11.43)	1:13.97 (0:11.69)	1:02.28 (0:11.99)	0:50.29 (0:12.19)	0:38.10 (0:12.59)	0:38.10					
Rank	TAB	Horse/Jockey	Barrier	Top Speed [km/h]	Fastest Section								Distance Travelled [m]
1	1	BROOKHAVEN Tahlia Fenlon	9	65.3 400m	0:11.52 400m	1:50.86 [1] (0:14.73)	1:36.13 [7] (0:11.82)	1:24.31 [7] (0:12.07)	1:12.24 [7] (0:12.19)	1:00.05 [7] (0:12.14)	0:47.91 [8] (0:11.91)	0:36.00 [8] (0:11.55)	0:36.00
2	10	SECURITY ADVISOR Melea Castle	1	63.4 1400m	0:11.70 1400m	1:50.93 [2] (0:14.31)	1:36.62 [3] (0:11.80)	1:24.82 [4] (0:11.70)	1:13.12 [3] (0:11.90)	1:01.22 [3] (0:12.12)	0:49.10 [2] (0:12.08)	0:37.02 [2] (0:12.09)	0:37.02 -7
3	8	VICTORY WIN Kyle Wilson-Taylor	8	64.4 400m	0:11.56 1600m	1:51.35 [3] (0:14.38)	1:36.97 [4] (0:11.56)	1:25.41 [3] (0:12.03)	1:13.38 [4] (0:12.30)	1:01.08 [4] (0:12.31)	0:48.77 [5] (0:12.08)	0:36.69 [5] (0:11.72)	0:36.69 -2
4	6	LATELY Marnu Potgieter	10	64.2 400m	0:11.73 400m	1:51.44 [4] (0:14.97)	1:36.47 [9] (0:11.95)	1:24.52 [9] (0:12.07)	1:12.45 [9] (0:12.12)	1:00.33 [9] (0:12.11)	0:48.22 [9] (0:11.88)	0:36.34 [9] (0:11.84)	0:36.34 -3
5	2	SOUTHERN STOCK Cody Collis	7	62.6 1600m	0:11.90 1600m	1:51.77 [5] (0:14.77)	1:37.00 [8] (0:11.90)	1:25.10 [8] (0:12.03)	1:13.07 [8] (0:12.12)	1:00.95 [8] (0:12.05)	0:48.90 [7] (0:11.92)	0:36.98 [7] (0:11.94)	0:36.98 -7
6	4	PHAISTOS Boris Thornton	2	63.0 600m	0:11.70 600m	1:51.79 [6] (0:14.53)	1:37.26 [5] (0:11.87)	1:25.39 [6] (0:11.96)	1:13.43 [6] (0:12.21)	1:01.22 [6] (0:12.29)	0:48.93 [6] (0:11.89)	0:37.04 [6] (0:11.70)	0:37.04 -3
7	9	SECRET SHEEMA Jake Bayliss	3	62.8 1400m	0:11.68 1600m	1:52.17 [7] (0:14.69)	1:37.48 [6] (0:11.68)	1:25.80 [5] (0:11.92)	1:13.88 [5] (0:12.07)	1:01.81 [5] (0:12.21)	0:49.60 [4] (0:12.01)	0:37.59 [4] (0:11.96)	0:37.59 -6
8	3	FIFTH POSITION Michael Rodd	11	65.6 1600m	0:11.20 1600m	1:52.38 [8] (0:14.26)	1:38.12 [2] (0:11.20)	1:26.92 [1] (0:11.43)	1:15.49 [1] (0:11.69)	1:03.80 [1] (0:11.99)	0:51.81 [1] (0:12.19)	0:39.62 [1] (0:12.59)	0:39.62 -5
9	5	GOLDEEL Angela Jones	6	65.7 1600m	0:11.49 1600m	1:52.42 [9] (0:14.21)	1:38.21 [1] (0:11.49)	1:26.72 [2] (0:11.90)	1:14.82 [2] (0:12.01)	1:02.81 [2] (0:12.29)	0:50.52 [3] (0:12.25)	0:38.27 [3] (0:11.98)	0:38.27 -1

Scratched: Early Thoughts (#7), Irish Sally (#11)

[] Ranking at each section and finish
 -:-:- No data available at this section
 NA No data available

SCN Saddle cloth number
 DNF Did not finish
 DNT Did not track



Eagle Farm QLD Professional
Race 5: COUNTRY MUSIC RACEDAY ON SALE NOW BENCHMARK 78
Handicap - 1800m
10 July 2024 - 14:50



Track Rating: Soft 7, Weather: Overcast, Rail Position: +11m Entire

Section			400m	200m			Last 600m			
Field Times			0:25.51 (0:12.58)	0:12.93 (0:12.93)			0:38.10			
Rank	TAB	Horse/Jockey	Barrier	Top Speed [km/h]	Fastest Section		Margin		Distance Travelled [m]	
1	1	BROOKHAVEN Tahlia Fenlon	9	65.3 400m	0:11.52 400m	0:24.45 [5] (0:11.52)	0:12.93 [1] (0:12.93)	1:50.86	0:36.00	
2	10	SECURITY ADVISOR Melea Castle	1	63.4 1400m	0:11.70 1400m	0:24.93 [2] (0:12.04)	0:12.89 [2] (0:12.89)	0.39L	0:37.02	-7
3	8	VICTORY WIN Kyle Wilson-Taylor	8	64.4 400m	0:11.56 1600m	0:24.97 [4] (0:11.77)	0:13.20 [3] (0:13.20)	2.84L	0:36.69	-2
4	6	LATELY Marnu Potgieter	10	64.2 400m	0:11.73 400m	0:24.50 [9] (0:11.73)	0:12.77 [6] (0:12.77)	3.4L	0:36.34	-3
5	2	SOUTHERN STOCK Cody Collis	7	62.6 1600m	0:11.90 1600m	0:25.04 [8] (0:12.09)	0:12.95 [8] (0:12.95)	5.33L	0:36.98	-7
6	4	PHAISTOS Boris Thornton	2	63.0 600m	0:11.70 600m	0:25.34 [6] (0:12.07)	0:13.27 [5] (0:13.27)	5.48L	0:37.04	-3
7	9	SECRET SHEEMA Jake Bayliss	3	62.8 1400m	0:11.68 1600m	0:25.63 [7] (0:12.37)	0:13.26 [9] (0:13.26)	7.69L	0:37.59	-6
8	3	FIFTH POSITION Michael Rodd	11	65.6 1600m	0:11.20 1600m	0:27.03 [1] (0:13.15)	0:13.88 [4] (0:13.88)	8.91L	0:39.62	-5
9	5	GOLDEEL Angela Jones	6	65.7 1600m	0:11.49 1600m	0:26.29 [3] (0:12.68)	0:13.61 [7] (0:13.61)	9.14L	0:38.27	-1

Scratched: Early Thoughts (#7), Irish Sally (#11)

[] Ranking at each section and finish
 -:-:- No data available at this section
 NA No data available

SCN Saddle cloth number
 DNF Did not finish
 DNT Did not track



Horse/Jockey Name	Brookhaven
Final Rank	1
Fastest Section Time (Section)	0:11.52 (400m)
Top Speed [km/h] (Section)	65.3 (400m)
Race State	Finished



Eagle Farm QLD Professional
Race 5: COUNTRY MUSIC RACEDAY ON SALE NOW
BENCHMARK 78 Handicap - 1800m

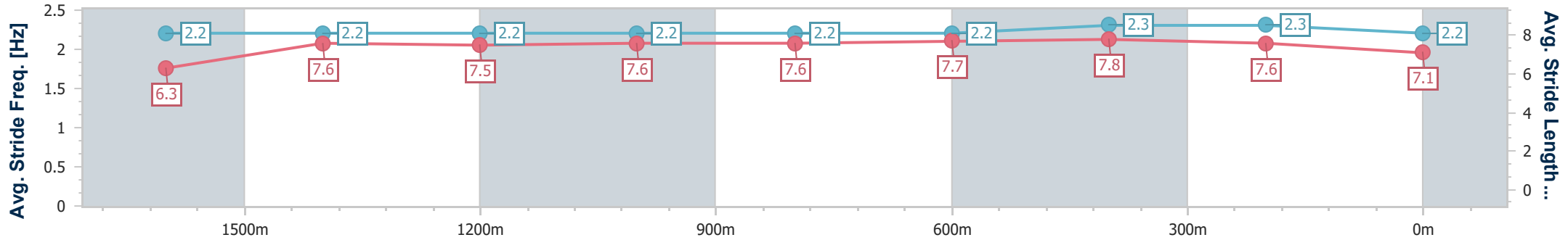
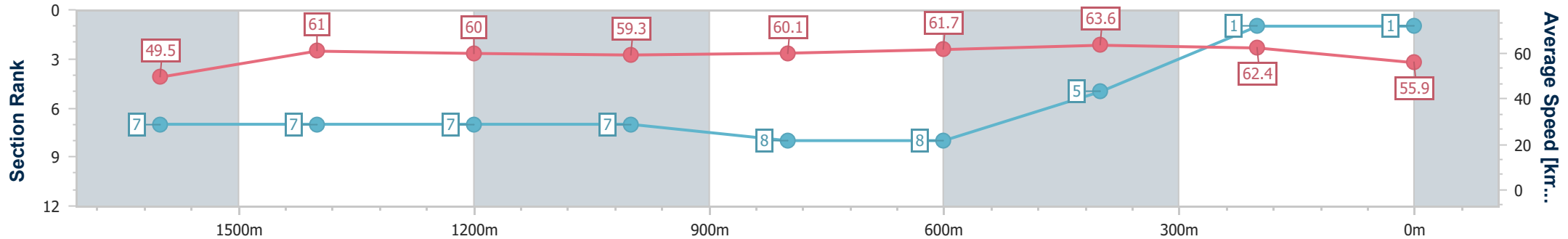
10 July 2024 - 14:50

Track Rating: Soft 7, Weather: Overcast, Rail Position: +11m Entire



BRISBANE
RACING CLUB

Section	Overall	1600m	1400m	1200m	1000m	800m	600m	400m	200m
Section Times	1:50.86 [1] (0:14.73)	1:36.13 [7] (0:11.82)	1:24.31 [7] (0:12.07)	1:12.24 [7] (0:12.19)	1:00.05 [7] (0:12.14)	0:47.91 [8] (0:11.91)	0:36.00 [8] (0:11.55)	0:24.45 [5] (0:11.52)	0:12.93 [1] (0:12.93)
Average Speed [km/h]	49.5	61.0	60.0	59.3	60.1	61.7	63.6	62.4	55.9
Top Speed [km/h]	61.6	61.7	60.6	59.9	61.4	62.3	65.3	65.3	59.6
Avg. Dist. to Rail [m]	5.5	1.6	2.3	2.8	3.6	3.4	4.4	9.4	6.0
Avg. Stride Freq. [Hz]	2.2	2.2	2.2	2.2	2.2	2.2	2.3	2.3	2.2
Avg. Stride Length [m]	6.3	7.6	7.5	7.6	7.6	7.7	7.8	7.6	7.1



- [] Ranking at each section and finish
- .-.- No data available at this section
- NA No data available



Horse/Jockey Name	Security Advisor
Final Rank	2
Fastest Section Time (Section)	0:11.70 (1400m)
Top Speed [km/h] (Section)	63.4 (1400m)
Race State	Finished



Eagle Farm QLD Professional
Race 5: COUNTRY MUSIC RACEDAY ON SALE NOW
BENCHMARK 78 Handicap - 1800m

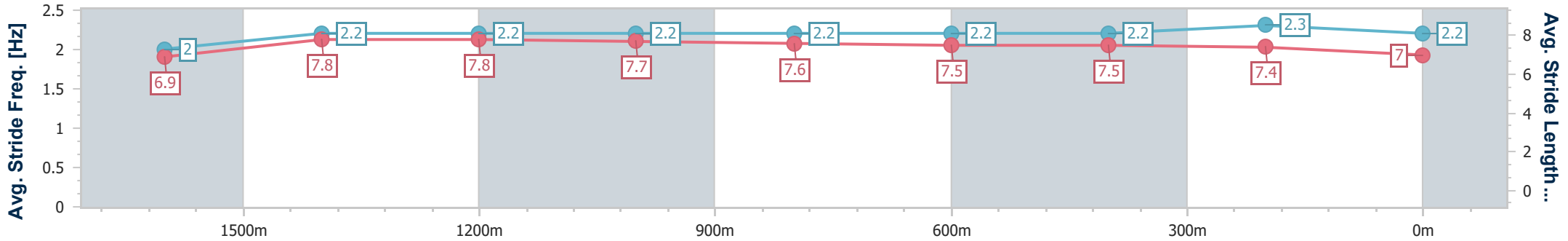
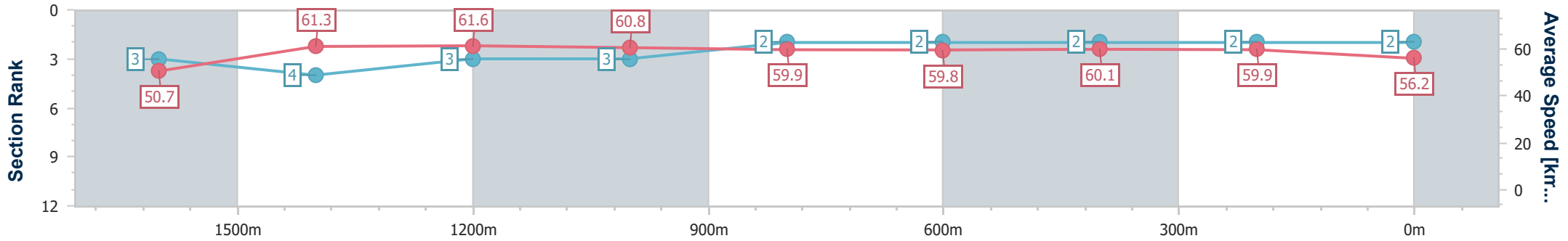
10 July 2024 - 14:50

Track Rating: Soft 7, Weather: Overcast, Rail Position: +11m Entire



BRISBANE
RACING CLUB

Section	Overall	1600m	1400m	1200m	1000m	800m	600m	400m	200m
Section Times	1:50.93 [2] (0:14.31)	1:36.62 [3] (0:11.80)	1:24.82 [4] (0:11.70)	1:13.12 [3] (0:11.90)	1:01.22 [3] (0:12.12)	0:49.10 [2] (0:12.08)	0:37.02 [2] (0:12.09)	0:24.93 [2] (0:12.04)	0:12.89 [2] (0:12.89)
Average Speed [km/h]	50.7	61.3	61.6	60.8	59.9	59.8	60.1	59.9	56.2
Top Speed [km/h]	61.5	62.2	63.4	61.3	61.3	60.6	60.8	60.9	58.6
Avg. Dist. to Rail [m]	3.3	1.6	2.2	2.3	2.1	1.2	1.5	5.8	5.2
Avg. Stride Freq. [Hz]	2.0	2.2	2.2	2.2	2.2	2.2	2.2	2.3	2.2
Avg. Stride Length [m]	6.9	7.8	7.8	7.7	7.6	7.5	7.5	7.4	7.0



- [] Ranking at each section and finish
- .-.- No data available at this section
- NA No data available



Horse/Jockey Name	Victory Win
Final Rank	3
Fastest Section Time (Section)	0:11.56 (1600m)
Top Speed [km/h] (Section)	64.4 (400m)
Race State	Finished



Eagle Farm QLD Professional
Race 5: COUNTRY MUSIC RACEDAY ON SALE NOW
BENCHMARK 78 Handicap - 1800m

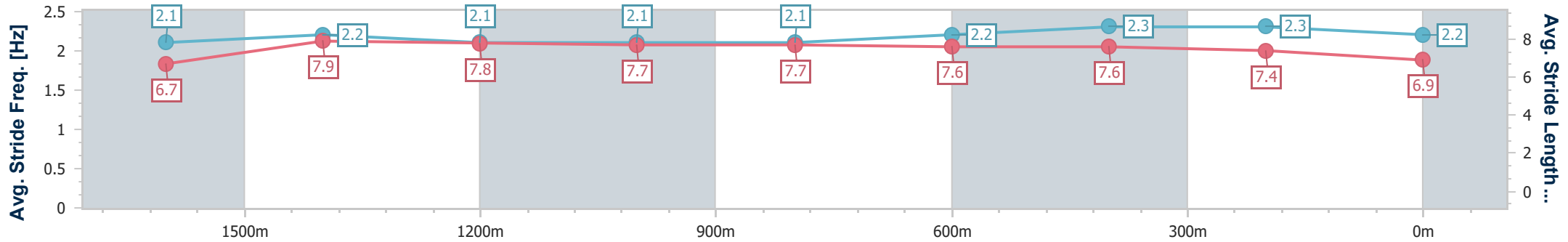
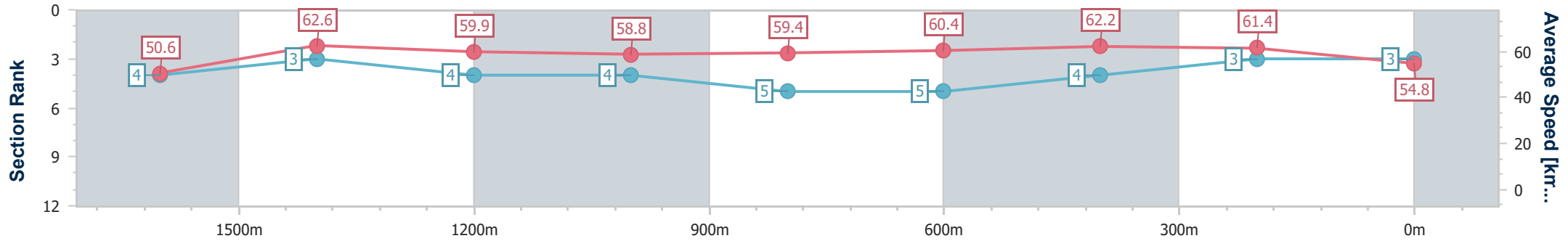
10 July 2024 - 14:50

Track Rating: Soft 7, Weather: Overcast, Rail Position: +11m Entire



BRISBANE
RACING CLUB

Section	Overall	1600m	1400m	1200m	1000m	800m	600m	400m	200m
Section Times	1:51.35 [3] (0:14.38)	1:36.97 [4] (0:11.56)	1:25.41 [3] (0:12.03)	1:13.38 [4] (0:12.30)	1:01.08 [4] (0:12.31)	0:48.77 [5] (0:12.08)	0:36.69 [5] (0:11.72)	0:24.97 [4] (0:11.77)	0:13.20 [3] (0:13.20)
Average Speed [km/h]	50.6	62.6	59.9	58.8	59.4	60.4	62.2	61.4	54.8
Top Speed [km/h]	62.6	63.4	61.9	59.2	60.6	61.7	63.8	64.4	57.4
Avg. Dist. to Rail [m]	4.8	2.3	3.3	3.4	3.6	2.6	3.1	9.7	7.2
Avg. Stride Freq. [Hz]	2.1	2.2	2.1	2.1	2.1	2.2	2.3	2.3	2.2
Avg. Stride Length [m]	6.7	7.9	7.8	7.7	7.7	7.6	7.6	7.4	6.9



- [] Ranking at each section and finish
- .-.- No data available at this section
- NA No data available



Horse/Jockey Name	Lately
Final Rank	4
Fastest Section Time (Section)	0:11.73 (400m)
Top Speed [km/h] (Section)	64.2 (400m)
Race State	Finished



Eagle Farm QLD Professional
Race 5: COUNTRY MUSIC RACEDAY ON SALE NOW
BENCHMARK 78 Handicap - 1800m

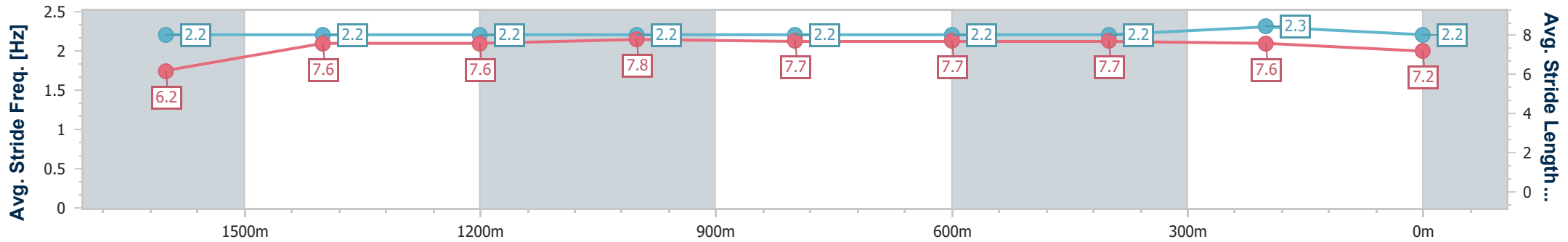
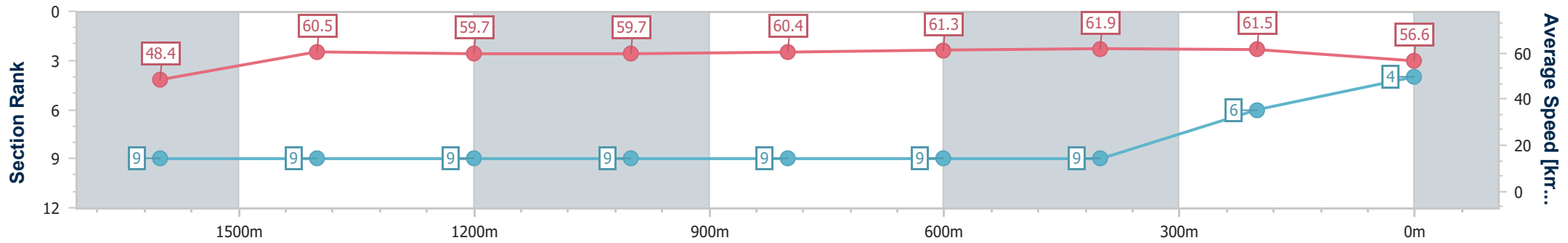
10 July 2024 - 14:50

Track Rating: Soft 7, Weather: Overcast, Rail Position: +11m Entire



BRISBANE
RACING CLUB

Section	Overall	1600m	1400m	1200m	1000m	800m	600m	400m	200m
Section Times	1:51.44 [4] (0:14.97)	1:36.47 [9] (0:11.95)	1:24.52 [9] (0:12.07)	1:12.45 [9] (0:12.12)	1:00.33 [9] (0:12.11)	0:48.22 [9] (0:11.88)	0:36.34 [9] (0:11.84)	0:24.50 [9] (0:11.73)	0:12.77 [6] (0:12.77)
Average Speed [km/h]	48.4	60.5	59.7	59.7	60.4	61.3	61.9	61.5	56.6
Top Speed [km/h]	60.0	61.7	61.3	59.9	61.2	62.3	63.1	64.2	58.9
Avg. Dist. to Rail [m]	5.2	1.6	3.0	3.0	3.3	3.1	3.5	6.3	4.7
Avg. Stride Freq. [Hz]	2.2	2.2	2.2	2.2	2.2	2.2	2.2	2.3	2.2
Avg. Stride Length [m]	6.2	7.6	7.6	7.8	7.7	7.7	7.7	7.6	7.2



- [] Ranking at each section and finish
- .-.- No data available at this section
- NA No data available



Horse/Jockey Name	Southern Stock
Final Rank	5
Fastest Section Time (Section)	0:11.90 (1600m)
Top Speed [km/h] (Section)	62.6 (1600m)
Race State	Finished



Eagle Farm QLD Professional
Race 5: COUNTRY MUSIC RACEDAY ON SALE NOW
BENCHMARK 78 Handicap - 1800m

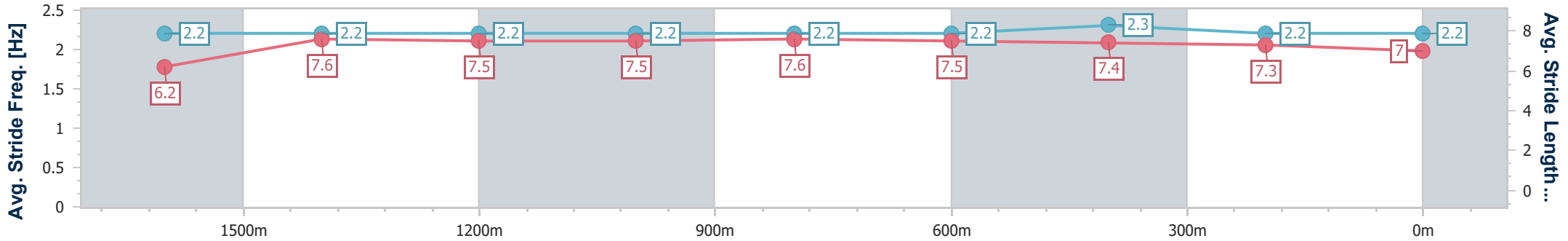
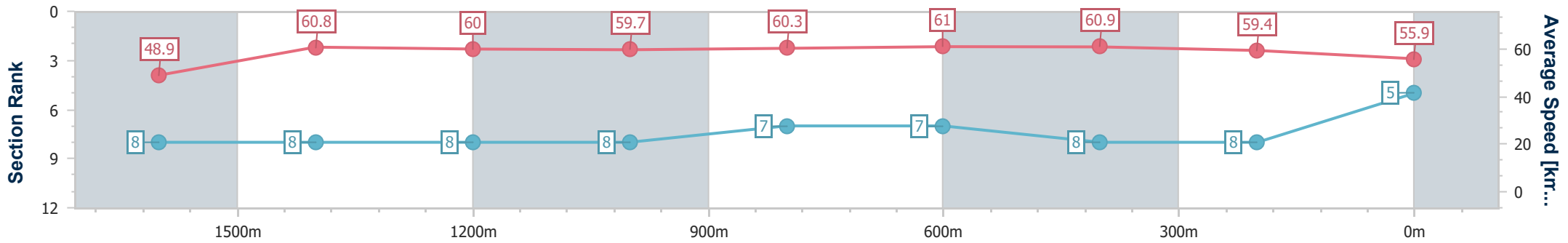
10 July 2024 - 14:50

Track Rating: Soft 7, Weather: Overcast, Rail Position: +11m Entire



BRISBANE
RACING CLUB

Section	Overall	1600m	1400m	1200m	1000m	800m	600m	400m	200m
Section Times	1:51.77 [5] (0:14.77)	1:37.00 [8] (0:11.90)	1:25.10 [8] (0:12.03)	1:13.07 [8] (0:12.12)	1:00.95 [8] (0:12.05)	0:48.90 [7] (0:11.92)	0:36.98 [7] (0:11.94)	0:25.04 [8] (0:12.09)	0:12.95 [8] (0:12.95)
Average Speed [km/h]	48.9	60.8	60.0	59.7	60.3	61.0	60.9	59.4	55.9
Top Speed [km/h]	61.5	62.6	60.4	60.0	60.9	61.0	61.2	60.9	57.0
Avg. Dist. to Rail [m]	4.0	2.1	2.1	2.3	2.5	1.7	2.1	6.1	6.0
Avg. Stride Freq. [Hz]	2.2	2.2	2.2	2.2	2.2	2.2	2.3	2.2	2.2
Avg. Stride Length [m]	6.2	7.6	7.5	7.5	7.6	7.5	7.4	7.3	7.0



- [] Ranking at each section and finish
- .-.- No data available at this section
- NA No data available



Horse/Jockey Name	Phaistos
Final Rank	6
Fastest Section Time (Section)	0:11.70 (600m)
Top Speed [km/h] (Section)	63.0 (600m)
Race State	Finished



Eagle Farm QLD Professional
Race 5: COUNTRY MUSIC RACEDAY ON SALE NOW
BENCHMARK 78 Handicap - 1800m

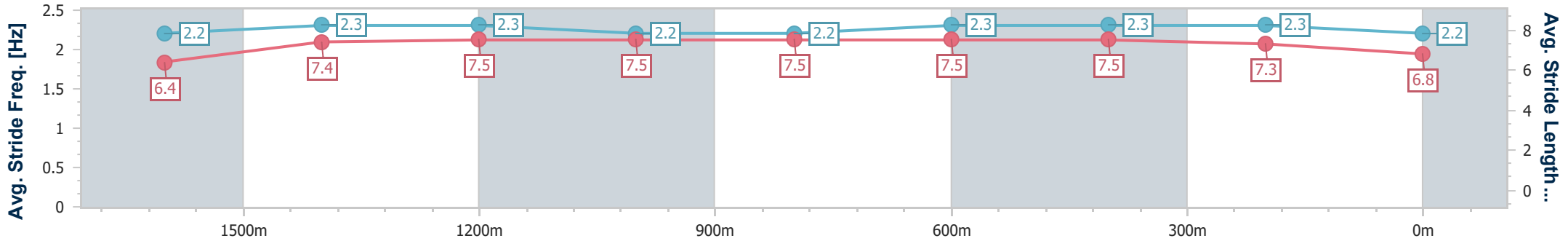
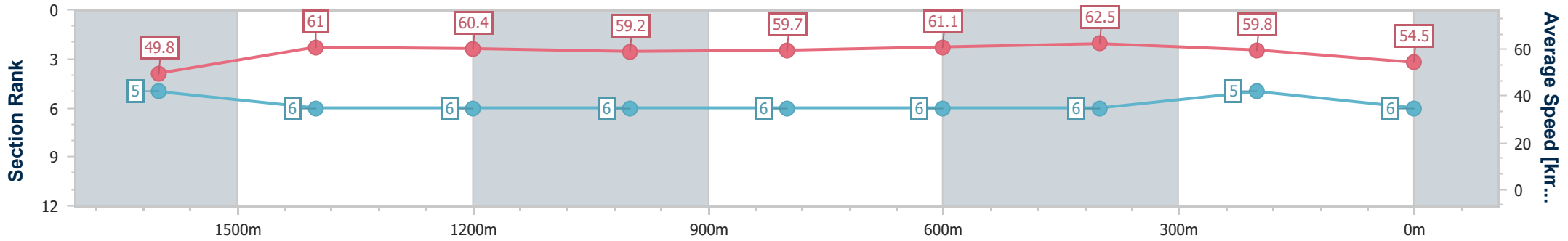
10 July 2024 - 14:50

Track Rating: Soft 7, Weather: Overcast, Rail Position: +11m Entire



BRISBANE
RACING CLUB

Section	Overall	1600m	1400m	1200m	1000m	800m	600m	400m	200m				
Section Times	1:51.79 [6] (0:14.53)	1:37.26 [5] (0:11.87)	1:25.39 [6] (0:11.96)	1:13.43 [6] (0:12.21)	1:01.22 [6] (0:12.29)	0:48.93 [6] (0:11.89)	0:37.04 [6] (0:11.70)	0:25.34 [6] (0:12.07)	0:13.27 [5] (0:13.27)				
Average Speed [km/h]	49.8	61.0	60.4	59.2	59.7	61.1	62.5	59.8	54.5				
Top Speed [km/h]	60.6	61.8	61.3	59.7	61.2	62.1	63.0	62.9	56.4				
Avg. Dist. to Rail [m]	3.1	2.3	3.7	4.0	3.7	2.5	3.4	9.4	8.5				
Avg. Stride Freq. [Hz]	2.2	2.3	2.3	2.2	2.2	2.3	2.3	2.3	2.2				
Avg. Stride Length [m]	6.4	7.4	7.5	7.5	7.5	7.5	7.5	7.3	6.8				



- [] Ranking at each section and finish
- .-.- No data available at this section
- NA No data available



Horse/Jockey Name	Secret Sheema
Final Rank	7
Fastest Section Time (Section)	0:11.68 (1600m)
Top Speed [km/h] (Section)	62.8 (1400m)
Race State	Finished



Eagle Farm QLD Professional
 Race 5: COUNTRY MUSIC RACEDAY ON SALE NOW
 BENCHMARK 78 Handicap - 1800m

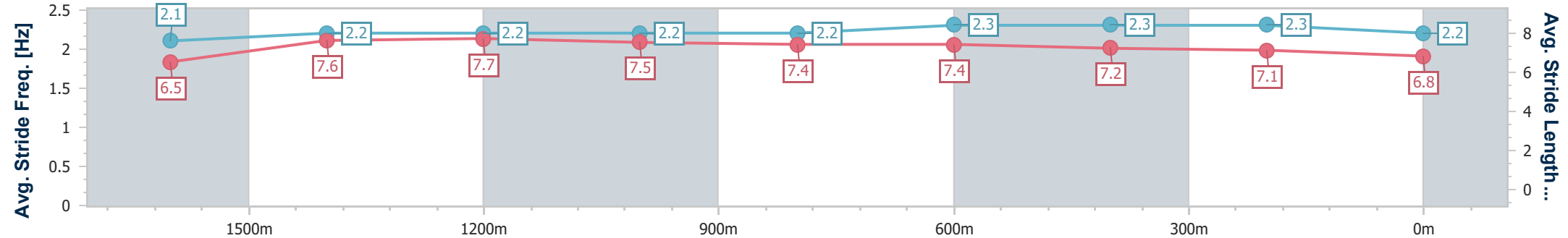
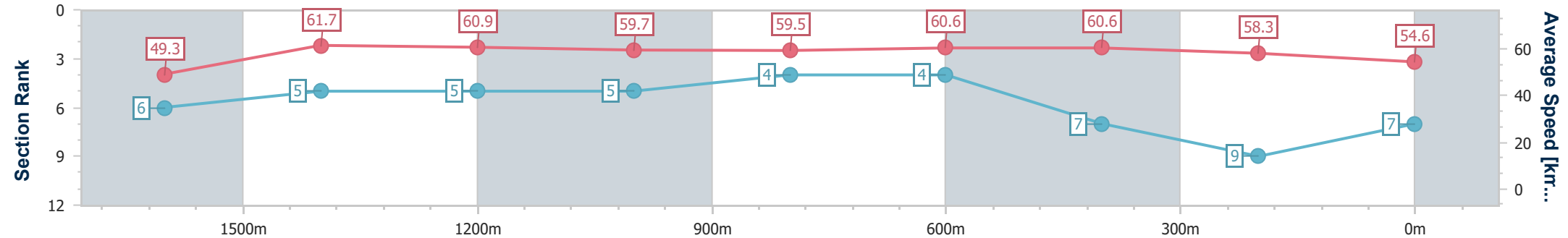
10 July 2024 - 14:50

Track Rating: Soft 7, Weather: Overcast, Rail Position: +11m Entire



BRISBANE
 RACING CLUB

Section	Overall	1600m	1400m	1200m	1000m	800m	600m	400m	200m
Section Times	1:52.17 [7] (0:14.69)	1:37.48 [6] (0:11.68)	1:25.80 [5] (0:11.92)	1:13.88 [5] (0:12.07)	1:01.81 [5] (0:12.21)	0:49.60 [4] (0:12.01)	0:37.59 [4] (0:11.96)	0:25.63 [7] (0:12.37)	0:13.26 [9] (0:13.26)
Average Speed [km/h]	49.3	61.7	60.9	59.7	59.5	60.6	60.6	58.3	54.6
Top Speed [km/h]	61.0	62.8	62.8	60.2	60.9	60.9	61.7	60.6	56.1
Avg. Dist. to Rail [m]	4.5	1.5	2.5	2.5	2.5	1.7	1.9	6.0	5.0
Avg. Stride Freq. [Hz]	2.1	2.2	2.2	2.2	2.2	2.3	2.3	2.3	2.2
Avg. Stride Length [m]	6.5	7.6	7.7	7.5	7.4	7.4	7.2	7.1	6.8



- [] Ranking at each section and finish
- .-.- No data available at this section
- NA No data available



Horse/Jockey Name	Fifth Position
Final Rank	8
Fastest Section Time (Section)	0:11.20 (1600m)
Top Speed [km/h] (Section)	65.6 (1600m)
Race State	Finished



Eagle Farm QLD Professional
Race 5: COUNTRY MUSIC RACEDAY ON SALE NOW
BENCHMARK 78 Handicap - 1800m

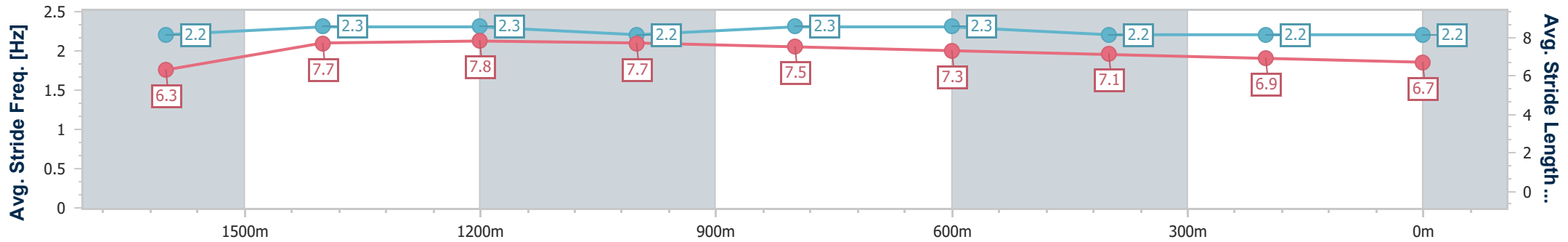
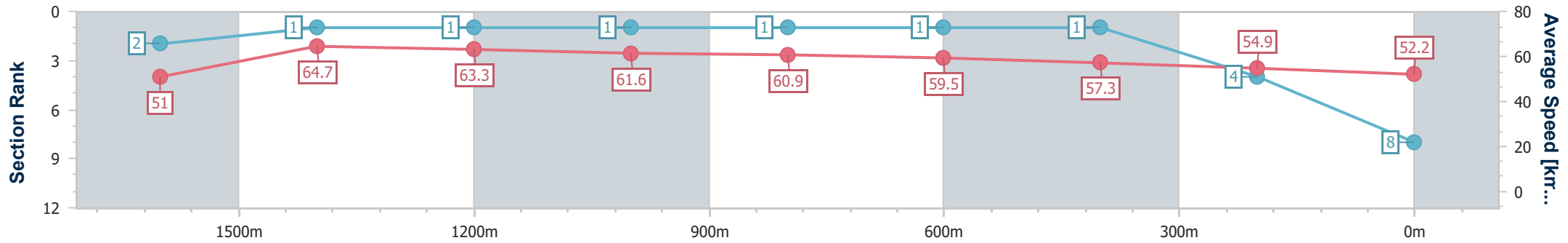
10 July 2024 - 14:50

Track Rating: Soft 7, Weather: Overcast, Rail Position: +11m Entire



BRISBANE
RACING CLUB

Section	Overall	1600m	1400m	1200m	1000m	800m	600m	400m	200m
Section Times	1:52.38 [8] (0:14.26)	1:38.12 [2] (0:11.20)	1:26.92 [1] (0:11.43)	1:15.49 [1] (0:11.69)	1:03.80 [1] (0:11.99)	0:51.81 [1] (0:12.19)	0:39.62 [1] (0:12.59)	0:27.03 [1] (0:13.15)	0:13.88 [4] (0:13.88)
Average Speed [km/h]	51.0	64.7	63.3	61.6	60.9	59.5	57.3	54.9	52.2
Top Speed [km/h]	64.0	65.6	63.9	63.3	61.4	61.2	59.3	56.2	54.4
Avg. Dist. to Rail [m]	6.9	1.5	1.2	2.1	2.6	1.6	1.2	7.9	7.5
Avg. Stride Freq. [Hz]	2.2	2.3	2.3	2.2	2.3	2.3	2.2	2.2	2.2
Avg. Stride Length [m]	6.3	7.7	7.8	7.7	7.5	7.3	7.1	6.9	6.7



- [] Ranking at each section and finish
- .-.- No data available at this section
- NA No data available



Horse/Jockey Name	Goldeel
Final Rank	9
Fastest Section Time (Section)	0:11.49 (1600m)
Top Speed [km/h] (Section)	65.7 (1600m)
Race State	Finished



Eagle Farm QLD Professional
Race 5: COUNTRY MUSIC RACEDAY ON SALE NOW
BENCHMARK 78 Handicap - 1800m

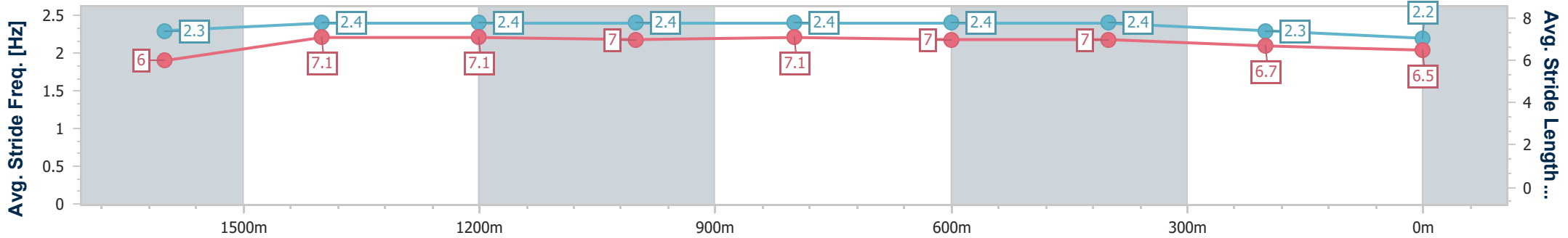
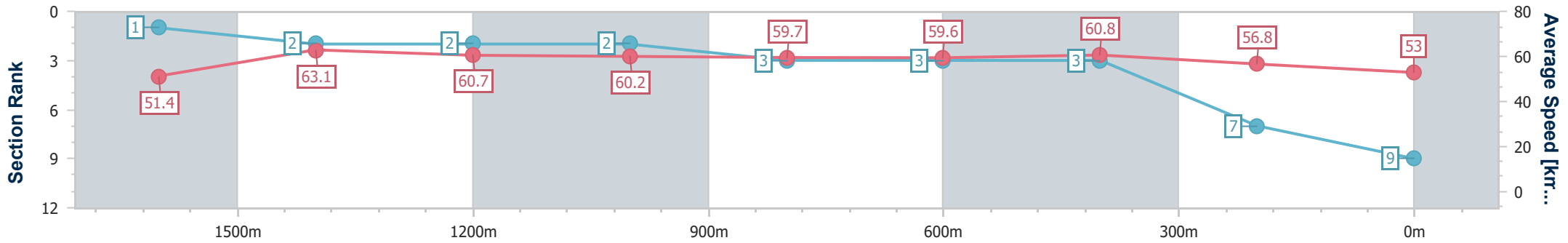
10 July 2024 - 14:50

Track Rating: Soft 7, Weather: Overcast, Rail Position: +11m Entire



BRISBANE
RACING CLUB

Section	Overall	1600m	1400m	1200m	1000m	800m	600m	400m	200m
Section Times	1:52.42 [9] (0:14.21)	1:38.21 [1] (0:11.49)	1:26.72 [2] (0:11.90)	1:14.82 [2] (0:12.01)	1:02.81 [2] (0:12.29)	0:50.52 [3] (0:12.25)	0:38.27 [3] (0:11.98)	0:26.29 [3] (0:12.68)	0:13.61 [7] (0:13.61)
Average Speed [km/h]	51.4	63.1	60.7	60.2	59.7	59.6	60.8	56.8	53.0
Top Speed [km/h]	65.7	65.7	62.1	60.9	60.3	60.5	61.7	61.9	53.8
Avg. Dist. to Rail [m]	5.2	2.6	3.5	3.6	3.7	3.1	3.1	7.3	8.7
Avg. Stride Freq. [Hz]	2.3	2.4	2.4	2.4	2.4	2.4	2.4	2.3	2.2
Avg. Stride Length [m]	6.0	7.1	7.1	7.0	7.1	7.0	7.0	6.7	6.5



- [] Ranking at each section and finish
- .-.- No data available at this section
- NA No data available



Eagle Farm QLD Professional

Race 6: U&U RECRUITMENT BENCHMARK 68 Handicap (4YO ONLY QTIS BONUSES APPLICABLE) - 2231m

10 July 2024 - 15:25



BRISBANE
RACING CLUB

Track Rating: Soft 7, Weather: Overcast, Rail Position: +11m Entire

Section														
Field Times	Overall	2000m	1800m	1600m	1400m	1200m	1000m	Last 600m						
	2:23.59 (0:18.46)	2:05.13 (0:12.07)	1:53.06 (0:12.11)	1:40.95 (0:12.24)	1:28.71 (0:12.45)	1:16.26 (0:12.60)	1:03.66 (0:12.78)	0:00.00						
Rank	TAB	Horse/Jockey	Barrier	Top Speed [km/h]	Fastest Section									Distance Travelled [m]
1	7	COUP DE TONNERRE Cody Collis	19	61.9 2000m	0:11.90 2000m	2:23.59 [1] (0:18.76)	2:04.83 [5] (0:11.90)	1:52.93 [3] (0:12.51)	1:40.42 [3] (0:12.40)	1:28.02 [3] (0:12.38)	1:15.64 [3] (0:12.53)	1:03.11 [4] (0:12.78)	0:37.62	
2	4	LIKEABEEL Robbie Dolan	3	62.3 600m	0:12.04 400m	2:23.62 [2] (0:19.30)	2:04.32 [9] (0:12.31)	1:52.01 [9] (0:12.39)	1:39.62 [8] (0:12.51)	1:27.11 [8] (0:12.47)	1:14.64 [9] (0:12.43)	1:02.21 [8] (0:12.45)	0:37.17	-9
3	16	SAVILEO Jake Bayliss	1	60.4 400m	0:12.18 600m	2:23.85 [3] (0:19.04)	2:04.81 [6] (0:12.38)	1:52.43 [7] (0:12.40)	1:40.03 [7] (0:12.27)	1:27.76 [6] (0:12.48)	1:15.28 [7] (0:12.46)	1:02.82 [6] (0:12.60)	0:37.59	-14
4	20	FLASH PRINCE Samantha Collett	12	61.8 400m	0:11.99 400m	2:23.99 [4] (0:19.42)	2:04.57 [10] (0:12.45)	1:52.12 [10] (0:12.39)	1:39.73 [10] (0:12.59)	1:27.14 [10] (0:12.42)	1:14.72 [10] (0:12.46)	1:02.26 [9] (0:12.32)	0:37.42	-15
5	13	COUNTER Michael Rodd	15	63.9 2000m	0:11.96 2000m	2:24.01 [5] (0:19.30)	2:04.71 [8] (0:11.96)	1:52.75 [6] (0:12.46)	1:40.29 [6] (0:12.65)	1:27.64 [7] (0:12.49)	1:15.15 [8] (0:12.47)	1:02.68 [7] (0:12.49)	0:37.63	-5
6	5	YET HE MOVES Vlad Duric	10	61.8 600m	0:12.24 2000m	2:24.26 [6] (0:18.73)	2:05.53 [4] (0:12.24)	1:53.29 [4] (0:12.25)	1:41.04 [4] (0:12.35)	1:28.69 [4] (0:12.43)	1:16.26 [5] (0:12.44)	1:03.82 [3] (0:12.60)	0:38.42	-10
7	6	SPEAK NOW Anthony Allen	13	60.4 1800m	0:12.31 2000m	2:25.36 [7] (0:18.72)	2:06.64 [3] (0:12.31)	1:54.33 [5] (0:12.37)	1:41.96 [5] (0:12.56)	1:29.40 [5] (0:12.51)	1:16.89 [6] (0:12.44)	1:04.45 [5] (0:12.59)	0:39.19	-2
8	11	AIDEN Micheal Hellyer	11	61.1 2000m	0:12.07 1800m	2:25.50 [8] (0:18.46)	2:07.04 [1] (0:12.11)	1:54.93 [2] (0:12.07)	1:42.86 [1] (0:12.24)	1:30.62 [1] (0:12.45)	1:18.17 [1] (0:12.60)	1:05.57 [1] (0:12.78)	0:39.90	-10
9	10	LEATHER JACKET LEW Jim Byrne	14	61.9 2000m	0:11.93 2000m	2:26.65 [9] (0:18.60)	2:08.05 [2] (0:11.93)	1:56.12 [1] (0:12.38)	1:43.74 [2] (0:12.36)	1:31.38 [2] (0:12.40)	1:18.98 [2] (0:12.55)	1:06.43 [2] (0:12.77)	0:40.85	-3
10	12	PRINCETON AWARD Boris Thornton	8	Data was not able to be tracked for this horse		----	----	----	----	----	----	----	----	----

Scratched: Enunciation (#14), Persevere (#2), Nitroglycerine (#18), Intuitu (#1), Guts 'N' Glory (#8), Glen Massey (#17), Port Maurant (#15), Tavistorm (#3), Viadelamore (#9), Fisherman's Beach (#19)



Eagle Farm QLD Professional

Race 6: U&U RECRUITMENT BENCHMARK 68 Handicap (4YO ONLY QTIS BONUSES APPLICABLE) - 2231m

10 July 2024 - 15:25



BRISBANE
RACING CLUB

Track Rating: Soft 7, Weather: Overcast, Rail Position: +11m Entire

Section						800m	600m	400m	200m	Last 600m	
Field Times						0:50.88 (0:12.89)	0:37.99 (0:12.58)	0:25.41 (0:12.34)	0:13.07 (0:13.07)	0:00.00	
Rank	TAB Horse/Jockey	Barrier	Top Speed [km/h]	Fastest Section					Margin	Margin	Distance Travelled [m]
1	7 COUP DE TONNERRE Cody Collis	19	61.9 2000m	0:11.90 2000m	0:50.33 [4] (0:12.71)	0:37.62 [4] (0:12.23)	0:25.39 [2] (0:12.32)	0:13.07 [1] (0:13.07)	2:23.59	0:37.62	
2	4 LIKEABEEL Robbie Dolan	3	62.3 600m	0:12.04 400m	0:49.76 [8] (0:12.59)	0:37.17 [8] (0:12.09)	0:25.08 [5] (0:12.04)	0:13.04 [3] (0:13.04)	0.2L	0:37.17	-9
3	16 SAVILEO Jake Bayliss	1	60.4 400m	0:12.18 600m	0:50.22 [6] (0:12.63)	0:37.59 [6] (0:12.18)	0:25.41 [4] (0:12.22)	0:13.19 [4] (0:13.19)	1.53L	0:37.59	-14
4	20 FLASH PRINCE Samantha Collett	12	61.8 400m	0:11.99 400m	0:49.94 [9] (0:12.52)	0:37.42 [9] (0:12.34)	0:25.08 [9] (0:11.99)	0:13.09 [6] (0:13.09)	2.36L	0:37.42	-15
5	13 COUNTER Michael Rodd	15	63.9 2000m	0:11.96 2000m	0:50.19 [7] (0:12.56)	0:37.63 [7] (0:12.16)	0:25.47 [6] (0:12.21)	0:13.26 [5] (0:13.26)	2.52L	0:37.63	-5
6	5 YET HE MOVES Vlad Duric	10	61.8 600m	0:12.24 2000m	0:51.22 [3] (0:12.80)	0:38.42 [3] (0:12.34)	0:26.08 [1] (0:12.36)	0:13.72 [2] (0:13.72)	3.95L	0:38.42	-10
7	6 SPEAK NOW Anthony Allen	13	60.4 1800m	0:12.31 2000m	0:51.86 [5] (0:12.67)	0:39.19 [5] (0:12.69)	0:26.50 [8] (0:12.77)	0:13.73 [8] (0:13.73)	10.41L	0:39.19	-2
8	11 AIDEN Micheal Hellyer	11	61.1 2000m	0:12.07 1800m	0:52.79 [1] (0:12.89)	0:39.90 [1] (0:12.62)	0:27.28 [3] (0:12.97)	0:14.31 [7] (0:14.31)	11.24L	0:39.90	-10
9	10 LEATHER JACKET LEW Jim Byrne	14	61.9 2000m	0:11.93 2000m	0:53.66 [2] (0:12.81)	0:40.85 [2] (0:12.82)	0:28.03 [7] (0:13.28)	0:14.75 [9] (0:14.75)	18L	0:40.85	-3
10	12 PRINCETON AWARD Boris Thornton	8	Data was not able to be tracked for this horse		----	----	----	----	21.29L	----	----

Scratched: Enunciation (#14), Persevere (#2), Nitroglycerine (#18), Intuitu (#1), Guts 'N' Glory (#8), Glen Massey (#17), Port Maurant (#15), Tavistorm (#3), Viadelamore (#9), Fisherman's Beach (#19)

Report Created: Wed 10 July 2024 15:49 GMT+10 (Note: Timing is based on position data)

Page 2/12

[] Ranking at each section and finish
 ---- No data available at this section
 NA No data available
 SCN Saddle cloth number
 DNF Did not finish
 DNT Did not track

data processed by TRIPLES DATA



Horse/Jockey Name	Coup De Tonnerre
Final Rank	1
Fastest Section Time (Section)	0:11.90 (2000m)
Top Speed [km/h] (Section)	61.9 (2000m)
Race State	Finished



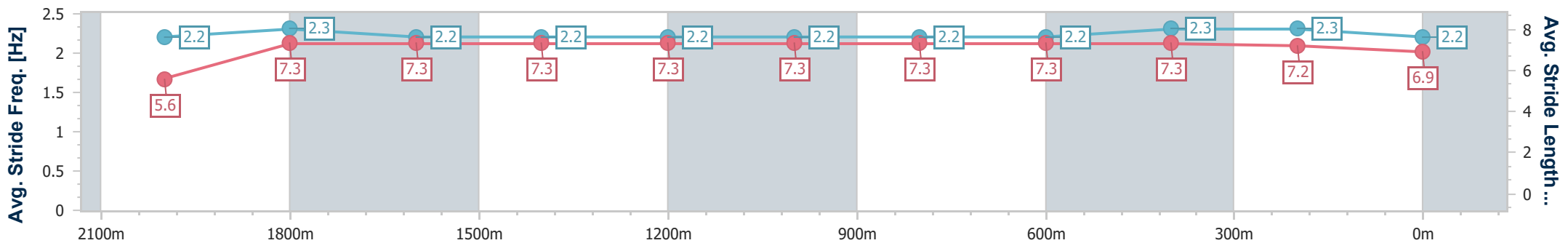
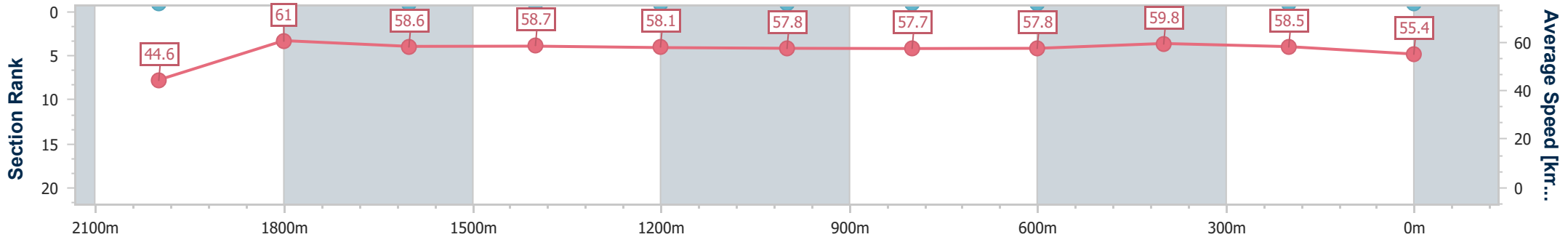
Eagle Farm QLD Professional
 Race 6: U&U RECRUITMENT BENCHMARK 68 Handicap (4YO
 ONLY QTIS BONUSES APPLICABLE) - 2231m



BRISBANE
 RACING CLUB

10 July 2024 - 15:25
 Track Rating: Soft 7, Weather: Overcast, Rail Position: +11m Entire

Section	Overall	2000m	1800m	1600m	1400m	1200m	1000m	800m	600m	400m	200m
Section Times	2:23.59 [1] (0:18.76)	2:04.83 [5] (0:11.90)	1:52.93 [3] (0:12.51)	1:40.42 [3] (0:12.40)	1:28.02 [3] (0:12.38)	1:15.64 [3] (0:12.53)	1:03.11 [4] (0:12.78)	0:50.33 [4] (0:12.71)	0:37.62 [4] (0:12.23)	0:25.39 [2] (0:12.32)	0:13.07 [1] (0:13.07)
Average Speed [km/h]	44.6	61.0	58.6	58.7	58.1	57.8	57.7	57.8	59.8	58.5	55.4
Top Speed [km/h]	61.5	61.9	60.5	59.8	58.8	58.3	58.2	58.7	61.6	61.7	56.5
Avg. Dist. to Rail [m]	10.6	1.8	3.0	3.3	3.1	3.0	4.5	4.8	3.6	5.6	6.6
Avg. Stride Freq. [Hz]	2.2	2.3	2.2	2.2	2.2	2.2	2.2	2.2	2.3	2.3	2.2
Avg. Stride Length [m]	5.6	7.3	7.3	7.3	7.3	7.3	7.3	7.3	7.3	7.2	6.9



- [] Ranking at each section and finish
- .-.- No data available at this section
- NA No data available



Horse/Jockey Name	Likeabeel
Final Rank	2
Fastest Section Time (Section)	0:12.04 (400m)
Top Speed [km/h] (Section)	62.3 (600m)
Race State	Finished



Eagle Farm QLD Professional
 Race 6: U&U RECRUITMENT BENCHMARK 68 Handicap (4YO
 ONLY QTIS BONUSES APPLICABLE) - 2231m

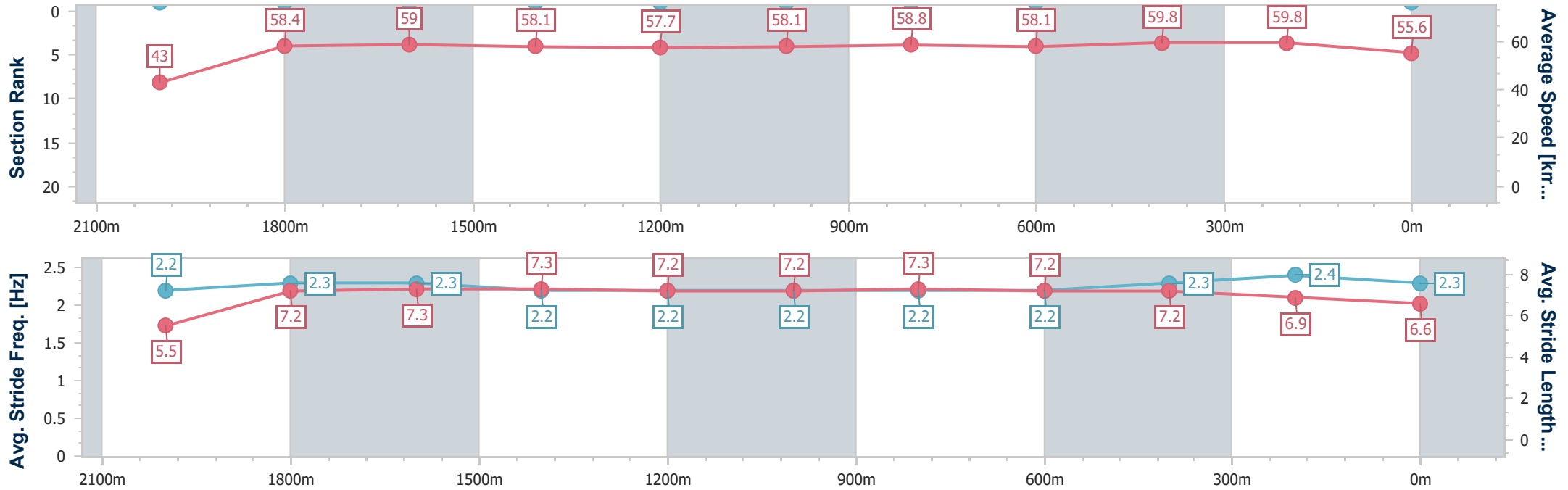


BRISBANE
 RACING CLUB

10 July 2024 - 15:25

Track Rating: Soft 7, Weather: Overcast, Rail Position: +11m Entire

Section	Overall	2000m	1800m	1600m	1400m	1200m	1000m	800m	600m	400m	200m
Section Times	2:23.62 [2] (0:19.30)	2:04.32 [9] (0:12.31)	1:52.01 [9] (0:12.39)	1:39.62 [8] (0:12.51)	1:27.11 [8] (0:12.47)	1:14.64 [9] (0:12.43)	1:02.21 [8] (0:12.45)	0:49.76 [8] (0:12.59)	0:37.17 [8] (0:12.09)	0:25.08 [5] (0:12.04)	0:13.04 [3] (0:13.04)
Average Speed [km/h]	43.0	58.4	59.0	58.1	57.7	58.1	58.8	58.1	59.8	59.8	55.6
Top Speed [km/h]	59.7	59.9	59.8	58.9	58.7	59.5	59.6	58.7	62.3	62.3	57.1
Avg. Dist. to Rail [m]	7.8	1.1	2.8	3.1	2.5	2.6	3.4	3.4	1.2	1.8	2.0
Avg. Stride Freq. [Hz]	2.2	2.3	2.3	2.2	2.2	2.2	2.2	2.2	2.3	2.4	2.3
Avg. Stride Length [m]	5.5	7.2	7.3	7.3	7.2	7.2	7.3	7.2	7.2	6.9	6.6



- [] Ranking at each section and finish
- .-.- No data available at this section
- NA No data available



Horse/Jockey Name	Savileo
Final Rank	3
Fastest Section Time (Section)	0:12.18 (600m)
Top Speed [km/h] (Section)	60.4 (400m)
Race State	Finished



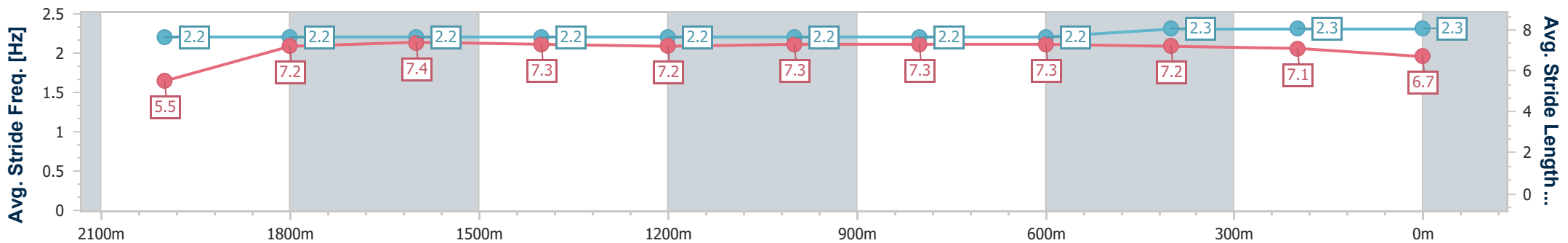
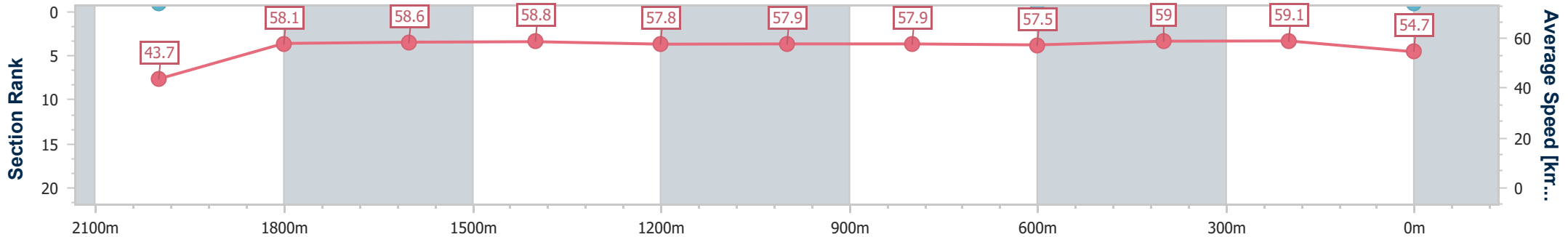
Eagle Farm QLD Professional
 Race 6: U&U RECRUITMENT BENCHMARK 68 Handicap (4YO
 ONLY QTIS BONUSES APPLICABLE) - 2231m



BRISBANE
 RACING CLUB

10 July 2024 - 15:25
 Track Rating: Soft 7, Weather: Overcast, Rail Position: +11m Entire

Section	Overall	2000m	1800m	1600m	1400m	1200m	1000m	800m	600m	400m	200m
Section Times	2:23.85 [3] (0:19.04)	2:04.81 [6] (0:12.38)	1:52.43 [7] (0:12.40)	1:40.03 [7] (0:12.27)	1:27.76 [6] (0:12.48)	1:15.28 [7] (0:12.46)	1:02.82 [6] (0:12.60)	0:50.22 [6] (0:12.63)	0:37.59 [6] (0:12.18)	0:25.41 [4] (0:12.22)	0:13.19 [4] (0:13.19)
Average Speed [km/h]	43.7	58.1	58.6	58.8	57.8	57.9	57.9	57.5	59.0	59.1	54.7
Top Speed [km/h]	59.0	59.5	59.7	59.4	59.2	59.4	58.7	58.4	60.2	60.4	57.0
Avg. Dist. to Rail [m]	7.5	0.7	2.0	1.3	1.7	2.0	2.8	1.9	0.5	2.3	2.8
Avg. Stride Freq. [Hz]	2.2	2.2	2.2	2.2	2.2	2.2	2.2	2.2	2.3	2.3	2.3
Avg. Stride Length [m]	5.5	7.2	7.4	7.3	7.2	7.3	7.3	7.3	7.2	7.1	6.7



- [] Ranking at each section and finish
- .-.- No data available at this section
- NA No data available



Horse/Jockey Name	Flash Prince
Final Rank	4
Fastest Section Time (Section)	0:11.99 (400m)
Top Speed [km/h] (Section)	61.8 (400m)
Race State	Finished



Eagle Farm QLD Professional
 Race 6: U&U RECRUITMENT BENCHMARK 68 Handicap (4YO
 ONLY QTIS BONUSES APPLICABLE) - 2231m

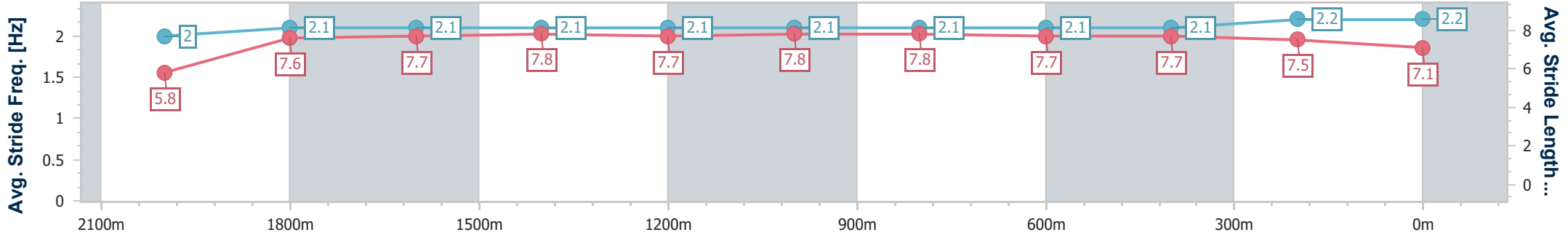
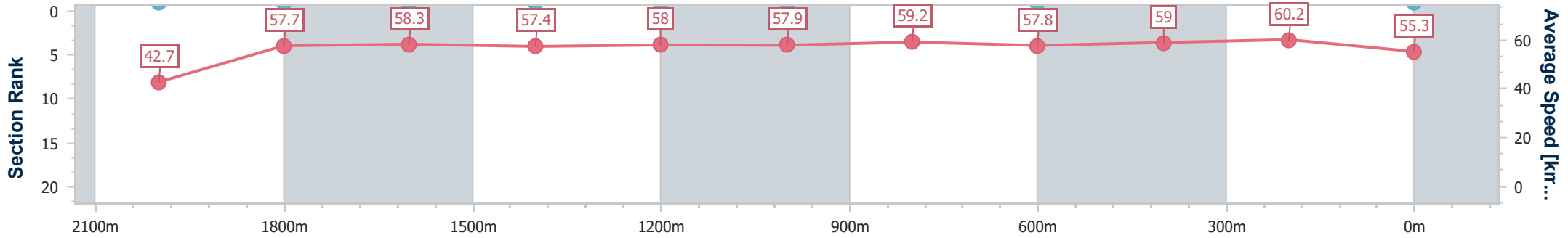


BRISBANE
 RACING CLUB

10 July 2024 - 15:25

Track Rating: Soft 7, Weather: Overcast, Rail Position: +11m Entire

Section	Overall	2000m	1800m	1600m	1400m	1200m	1000m	800m	600m	400m	200m
Section Times	2:23.99 [4] (0:19.42)	2:04.57 [10] (0:12.45)	1:52.12 [10] (0:12.39)	1:39.73 [10] (0:12.59)	1:27.14 [10] (0:12.42)	1:14.72 [10] (0:12.46)	1:02.26 [9] (0:12.32)	0:49.94 [9] (0:12.52)	0:37.42 [9] (0:12.34)	0:25.08 [9] (0:11.99)	0:13.09 [6] (0:13.09)
Average Speed [km/h]	42.7	57.7	58.3	57.4	58.0	57.9	59.2	57.8	59.0	60.2	55.3
Top Speed [km/h]	59.1	58.8	59.3	58.8	58.6	59.4	60.5	58.6	60.5	61.8	57.8
Avg. Dist. to Rail [m]	8.3	0.9	0.8	1.2	1.6	1.8	2.4	1.6	2.5	8.5	10.2
Avg. Stride Freq. [Hz]	2.0	2.1	2.1	2.1	2.1	2.1	2.1	2.1	2.1	2.2	2.2
Avg. Stride Length [m]	5.8	7.6	7.7	7.8	7.7	7.8	7.8	7.7	7.7	7.5	7.1



- [] Ranking at each section and finish
- .-.- No data available at this section
- NA No data available



Horse/Jockey Name	Counter
Final Rank	5
Fastest Section Time (Section)	0:11.96 (2000m)
Top Speed [km/h] (Section)	63.9 (2000m)
Race State	Finished



Eagle Farm QLD Professional
 Race 6: U&U RECRUITMENT BENCHMARK 68 Handicap (4YO
 ONLY QTIS BONUSES APPLICABLE) - 2231m

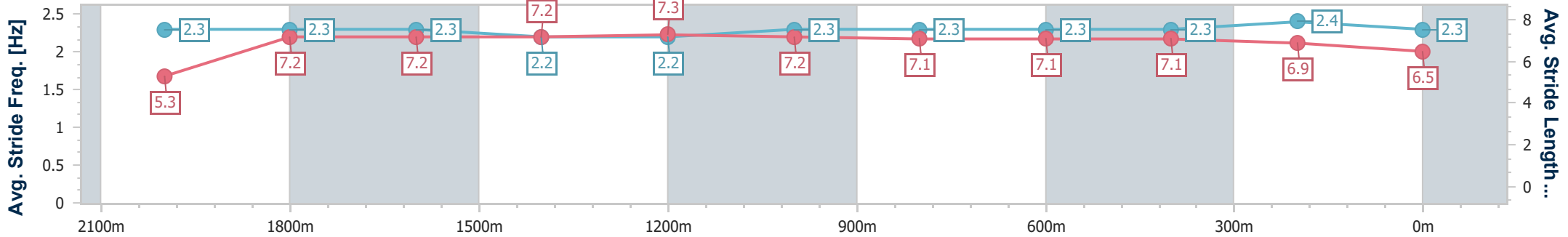
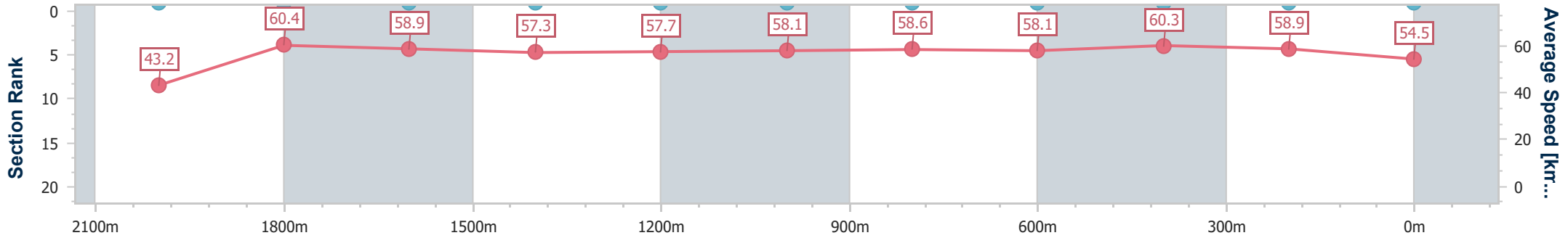


BRISBANE
 RACING CLUB

10 July 2024 - 15:25

Track Rating: Soft 7, Weather: Overcast, Rail Position: +11m Entire

Section	Overall	2000m	1800m	1600m	1400m	1200m	1000m	800m	600m	400m	200m
Section Times	2:24.01 [5] (0:19.30)	2:04.71 [8] (0:11.96)	1:52.75 [6] (0:12.46)	1:40.29 [6] (0:12.65)	1:27.64 [7] (0:12.49)	1:15.15 [8] (0:12.47)	1:02.68 [7] (0:12.49)	0:50.19 [7] (0:12.56)	0:37.63 [7] (0:12.16)	0:25.47 [6] (0:12.21)	0:13.26 [5] (0:13.26)
Average Speed [km/h]	43.2	60.4	58.9	57.3	57.7	58.1	58.6	58.1	60.3	58.9	54.5
Top Speed [km/h]	61.0	63.9	59.7	58.4	59.4	59.3	59.5	58.4	61.6	61.3	56.1
Avg. Dist. to Rail [m]	9.2	1.0	3.2	3.1	2.9	3.3	3.8	2.7	3.8	7.4	9.5
Avg. Stride Freq. [Hz]	2.3	2.3	2.3	2.2	2.2	2.3	2.3	2.3	2.3	2.4	2.3
Avg. Stride Length [m]	5.3	7.2	7.2	7.2	7.3	7.2	7.1	7.1	7.1	6.9	6.5



- [] Ranking at each section and finish
- .-.- No data available at this section
- NA No data available



Horse/Jockey Name	Yet He Moves
Final Rank	6
Fastest Section Time (Section)	0:12.24 (2000m)
Top Speed [km/h] (Section)	61.8 (600m)
Race State	Finished



Eagle Farm QLD Professional
 Race 6: U&U RECRUITMENT BENCHMARK 68 Handicap (4YO
 ONLY QTIS BONUSES APPLICABLE) - 2231m

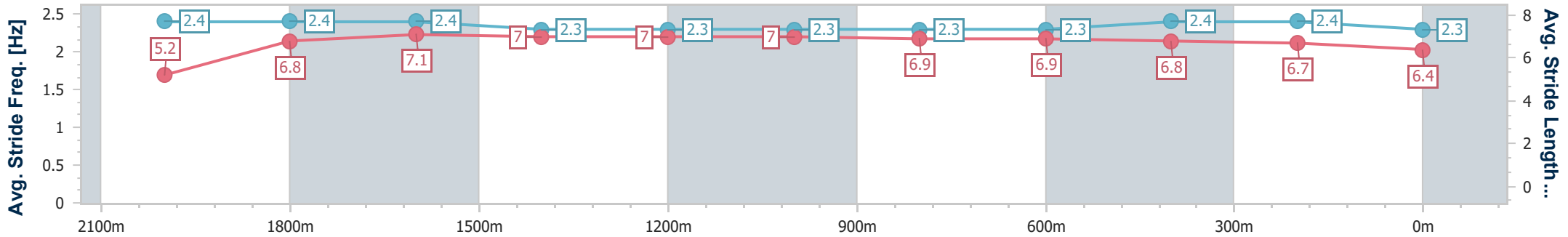
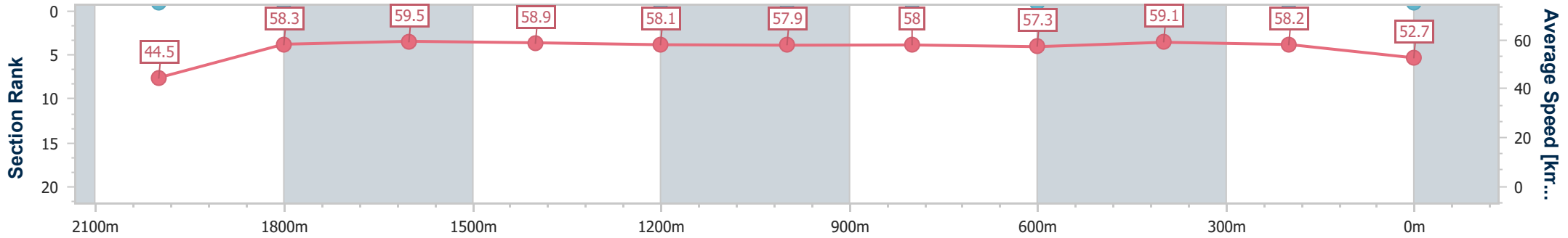


BRISBANE
 RACING CLUB

10 July 2024 - 15:25

Track Rating: Soft 7, Weather: Overcast, Rail Position: +11m Entire

Section	Overall	2000m	1800m	1600m	1400m	1200m	1000m	800m	600m	400m	200m
Section Times	2:24.26 [6] (0:18.73)	2:05.53 [4] (0:12.24)	1:53.29 [4] (0:12.25)	1:41.04 [4] (0:12.35)	1:28.69 [4] (0:12.43)	1:16.26 [5] (0:12.44)	1:03.82 [3] (0:12.60)	0:51.22 [3] (0:12.80)	0:38.42 [3] (0:12.34)	0:26.08 [1] (0:12.36)	0:13.72 [2] (0:13.72)
Average Speed [km/h]	44.5	58.3	59.5	58.9	58.1	57.9	58.0	57.3	59.1	58.2	52.7
Top Speed [km/h]	59.6	59.8	60.8	60.3	59.3	58.6	58.8	59.1	61.8	61.5	56.0
Avg. Dist. to Rail [m]	7.4	1.1	2.5	2.8	1.4	1.7	3.2	4.0	2.2	4.0	4.7
Avg. Stride Freq. [Hz]	2.4	2.4	2.4	2.3	2.3	2.3	2.3	2.3	2.4	2.4	2.3
Avg. Stride Length [m]	5.2	6.8	7.1	7.0	7.0	7.0	6.9	6.9	6.8	6.7	6.4



- [] Ranking at each section and finish
- .-.- No data available at this section
- NA No data available



Horse/Jockey Name	Speak Now
Final Rank	7
Fastest Section Time (Section)	0:12.31 (2000m)
Top Speed [km/h] (Section)	60.4 (1800m)
Race State	Finished



Eagle Farm QLD Professional
 Race 6: U&U RECRUITMENT BENCHMARK 68 Handicap (4YO
 ONLY QTIS BONUSES APPLICABLE) - 2231m

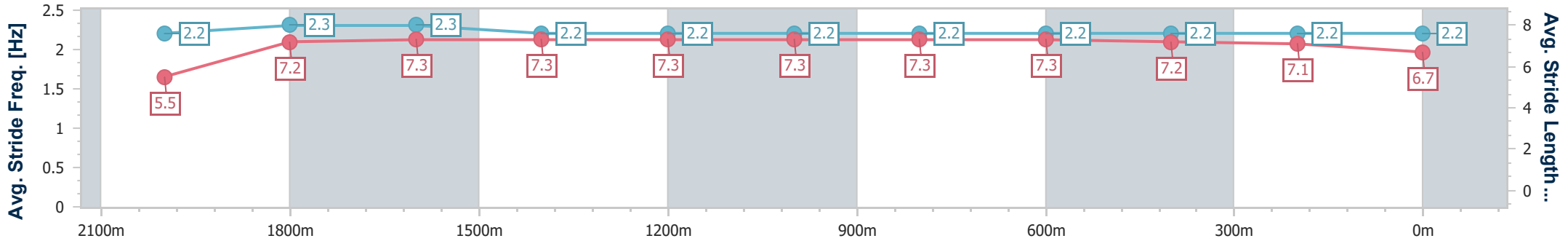
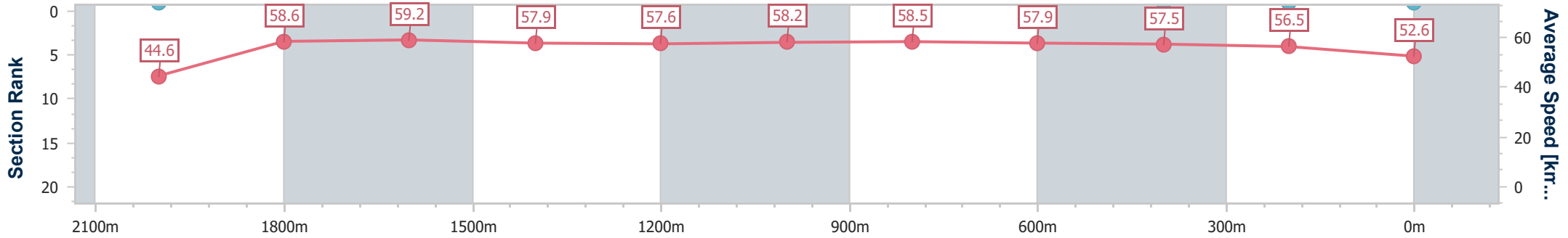


BRISBANE
 RACING CLUB

10 July 2024 - 15:25

Track Rating: Soft 7, Weather: Overcast, Rail Position: +11m Entire

Section	Overall	2000m	1800m	1600m	1400m	1200m	1000m	800m	600m	400m	200m
Section Times	2:25.36 [7] (0:18.72)	2:06.64 [3] (0:12.31)	1:54.33 [5] (0:12.37)	1:41.96 [5] (0:12.56)	1:29.40 [5] (0:12.51)	1:16.89 [6] (0:12.44)	1:04.45 [5] (0:12.59)	0:51.86 [5] (0:12.67)	0:39.19 [5] (0:12.69)	0:26.50 [8] (0:12.77)	0:13.73 [8] (0:13.73)
Average Speed [km/h]	44.6	58.6	59.2	57.9	57.6	58.2	58.5	57.9	57.5	56.5	52.6
Top Speed [km/h]	60.0	59.3	60.4	59.0	58.6	59.3	59.2	58.5	58.2	57.1	54.7
Avg. Dist. to Rail [m]	8.9	1.3	3.3	3.6	3.5	3.8	4.8	4.1	3.7	8.7	8.1
Avg. Stride Freq. [Hz]	2.2	2.3	2.3	2.2	2.2	2.2	2.2	2.2	2.2	2.2	2.2
Avg. Stride Length [m]	5.5	7.2	7.3	7.3	7.3	7.3	7.3	7.3	7.2	7.1	6.7



- [] Ranking at each section and finish
- .-.- No data available at this section
- NA No data available



Horse/Jockey Name	Aiden
Final Rank	8
Fastest Section Time (Section)	0:12.07 (1800m)
Top Speed [km/h] (Section)	61.1 (2000m)
Race State	Finished



Eagle Farm QLD Professional
 Race 6: U&U RECRUITMENT BENCHMARK 68 Handicap (4YO
 ONLY QTIS BONUSES APPLICABLE) - 2231m

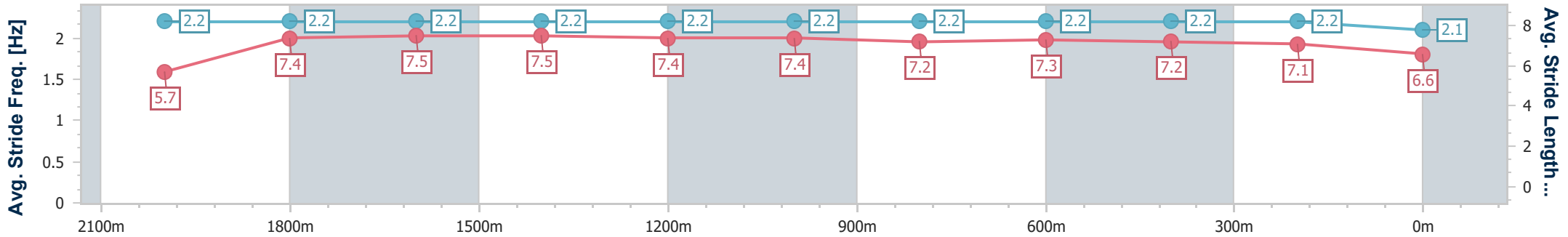
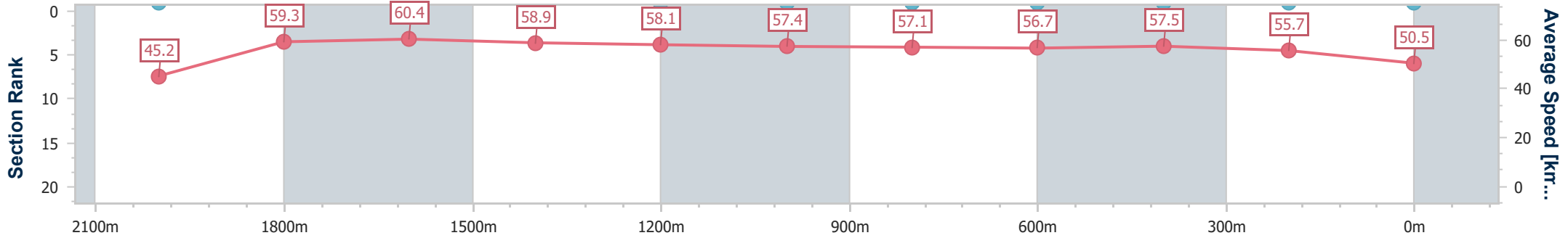


BRISBANE
 RACING CLUB

10 July 2024 - 15:25

Track Rating: Soft 7, Weather: Overcast, Rail Position: +11m Entire

Section	Overall	2000m	1800m	1600m	1400m	1200m	1000m	800m	600m	400m	200m
Section Times	2:25.50 [8] (0:18.46)	2:07.04 [1] (0:12.11)	1:54.93 [2] (0:12.07)	1:42.86 [1] (0:12.24)	1:30.62 [1] (0:12.45)	1:18.17 [1] (0:12.60)	1:05.57 [1] (0:12.78)	0:52.79 [1] (0:12.89)	0:39.90 [1] (0:12.62)	0:27.28 [3] (0:12.97)	0:14.31 [7] (0:14.31)
Average Speed [km/h]	45.2	59.3	60.4	58.9	58.1	57.4	57.1	56.7	57.5	55.7	50.5
Top Speed [km/h]	61.1	61.1	61.1	59.9	58.6	58.1	57.6	57.5	57.9	57.9	53.0
Avg. Dist. to Rail [m]	8.2	0.6	2.1	1.7	1.8	2.3	3.3	3.0	2.0	4.0	5.3
Avg. Stride Freq. [Hz]	2.2	2.2	2.2	2.2	2.2	2.2	2.2	2.2	2.2	2.2	2.1
Avg. Stride Length [m]	5.7	7.4	7.5	7.5	7.4	7.4	7.2	7.3	7.2	7.1	6.6



- [] Ranking at each section and finish
- .-.- No data available at this section
- NA No data available



Horse/Jockey Name	Leather Jacket Lew
Final Rank	9
Fastest Section Time (Section)	0:11.93 (2000m)
Top Speed [km/h] (Section)	61.9 (2000m)
Race State	Finished



Eagle Farm QLD Professional
 Race 6: U&U RECRUITMENT BENCHMARK 68 Handicap (4YO
 ONLY QTIS BONUSES APPLICABLE) - 2231m

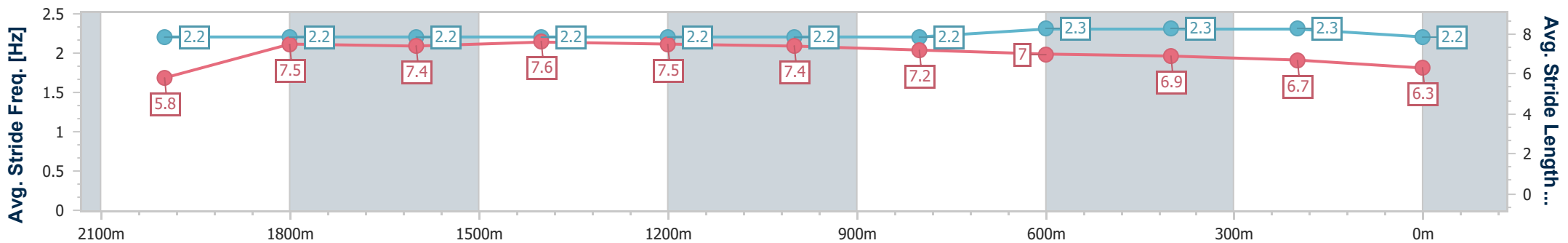
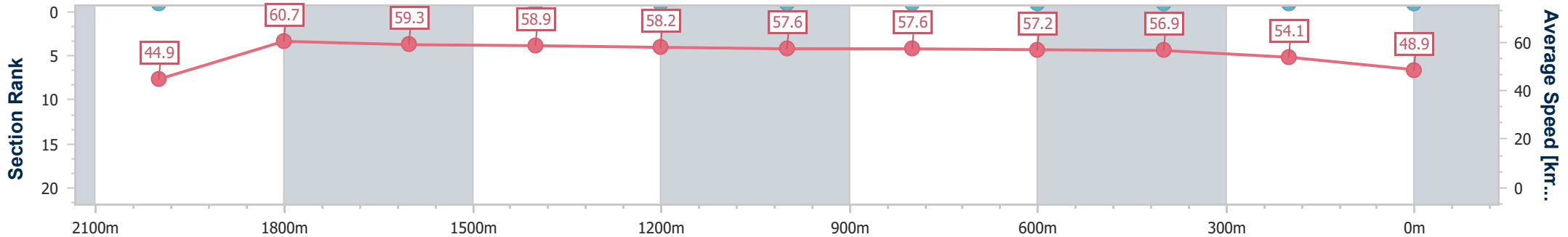


BRISBANE
 RACING CLUB

10 July 2024 - 15:25

Track Rating: Soft 7, Weather: Overcast, Rail Position: +11m Entire

Section	Overall	2000m	1800m	1600m	1400m	1200m	1000m	800m	600m	400m	200m
Section Times	2:26.65 [9] (0:18.60)	2:08.05 [2] (0:11.93)	1:56.12 [1] (0:12.38)	1:43.74 [2] (0:12.36)	1:31.38 [2] (0:12.40)	1:18.98 [2] (0:12.55)	1:06.43 [2] (0:12.77)	0:53.66 [2] (0:12.81)	0:40.85 [2] (0:12.82)	0:28.03 [7] (0:13.28)	0:14.75 [9] (0:14.75)
Average Speed [km/h]	44.9	60.7	59.3	58.9	58.2	57.6	57.6	57.2	56.9	54.1	48.9
Top Speed [km/h]	61.8	61.9	61.2	59.7	59.6	58.3	58.3	58.2	57.5	56.4	52.0
Avg. Dist. to Rail [m]	10.2	1.1	4.3	3.6	3.0	3.4	4.3	4.1	2.6	4.2	4.0
Avg. Stride Freq. [Hz]	2.2	2.2	2.2	2.2	2.2	2.2	2.2	2.3	2.3	2.3	2.2
Avg. Stride Length [m]	5.8	7.5	7.4	7.6	7.5	7.4	7.2	7.0	6.9	6.7	6.3



- [] Ranking at each section and finish
- .-.- No data available at this section
- NA No data available



Horse/Jockey Name	Princeton Award
Final Rank	10
Fastest Section Time (Section)	-:--:--
Top Speed [km/h] (Section)	--:--
Race State	DidNotTrack



Eagle Farm QLD Professional
 Race 6: U&U RECRUITMENT BENCHMARK 68 Handicap (4YO
 ONLY QTIS BONUSES APPLICABLE) - 2231m



BRISBANE
 RACING CLUB

10 July 2024 - 15:25

Track Rating: Soft 7, Weather: Overcast, Rail Position: +11m Entire

Section	Overall	2000m	1800m	1600m	1400m	1200m	1000m	800m	600m	400m	200m		
Section Times	-:--:--	-:--:--	-:--:--	-:--:--	-:--:--	-:--:--	-:--:--	-:--:--	-:--:--	-:--:--	-:--:--		
Average Speed [km/h]	--:--	--:--	--:--	--:--	--:--	--:--	--:--	--:--	--:--	--:--	--:--		
Top Speed [km/h]	--:--	--:--	--:--	--:--	--:--	--:--	--:--	--:--	--:--	--:--	--:--		
Avg. Dist. to Rail [m]	--:--	--:--	--:--	--:--	--:--	--:--	--:--	--:--	--:--	--:--	--:--		
Avg. Stride Freq. [Hz]	--:--	--:--	--:--	--:--	--:--	--:--	--:--	--:--	--:--	--:--	--:--		
Avg. Stride Length [m]	--:--	--:--	--:--	--:--	--:--	--:--	--:--	--:--	--:--	--:--	--:--		

- [] Ranking at each section and finish
- :--:-- No data available at this section
- NA No data available



Eagle Farm QLD Professional

Race 7: SKY RACING QTIS Three-Year-Old BENCHMARK 70 Handicap - 1400m

10 July 2024 - 16:00



BRISBANE
RACING CLUB

Track Rating: Soft 7, Weather: Overcast, Rail Position: +11m Entire

Section							Overall	1200m	1000m	800m	600m	400m	Last 600m
Field Times							1:25.86 (0:13.58)	1:12.28 (0:11.15)	1:01.13 (0:11.85)	0:49.28 (0:11.98)	0:37.30 (0:11.83)	0:25.47 (0:11.95)	0:37.30
Rank	TAB	Horse/Jockey	Barrier	Top Speed [km/h]	Fastest Section								Distance Travelled [m]
1	7	RIMBAUD Jag Guthmann-Chester	6	67.7 1200m	0:11.05 1200m	1:25.86 [1] (0:13.80)	1:12.06 [2] (0:11.05)	1:01.01 [2] (0:11.89)	0:49.12 [2] (0:11.92)	0:37.20 [2] (0:11.74)	0:25.46 [2] (0:11.94)	0:37.20	
2	1	SPICY LEGEND Cody Collis	9	66.2 Overall	0:11.15 1200m	1:26.16 [2] (0:13.58)	1:12.58 [1] (0:11.15)	1:01.43 [1] (0:11.85)	0:49.58 [1] (0:11.98)	0:37.60 [1] (0:11.83)	0:25.77 [1] (0:12.06)	0:37.60	-5
3	9	INCA TRAIL Damien Thornton	4	66.2 1200m	0:11.27 1200m	1:26.16 [3] (0:13.83)	1:12.33 [3] (0:11.27)	1:01.06 [3] (0:11.85)	0:49.21 [3] (0:11.94)	0:37.27 [3] (0:11.72)	0:25.55 [3] (0:11.99)	0:37.27	-1
4	2	SPIN DOCTOR Boris Thornton	5	65.3 Overall	0:11.29 1200m	1:26.22 [4] (0:14.31)	1:11.91 [7] (0:11.29)	1:00.62 [7] (0:11.88)	0:48.74 [7] (0:11.77)	0:36.97 [5] (0:11.79)	0:25.18 [5] (0:11.98)	0:36.97	-2
5	5	IMPENDOR Robbie Dolan	1	65.1 1200m	0:11.35 1200m	1:26.24 [5] (0:14.21)	1:12.03 [6] (0:11.35)	1:00.68 [6] (0:11.62)	0:49.06 [5] (0:12.14)	0:36.92 [7] (0:11.82)	0:25.10 [6] (0:11.90)	0:36.92	-4
6	12	HEYOKA Kyle Wilson-Taylor	2	65.3 Overall	0:11.42 1200m	1:26.36 [6] (0:13.89)	1:12.47 [4] (0:11.42)	1:01.05 [4] (0:11.67)	0:49.38 [4] (0:11.99)	0:37.39 [4] (0:11.69)	0:25.70 [4] (0:12.01)	0:37.39	-8
7	3	BETTER BE SLICK Justin Huxtable	3	65.3 1200m	0:11.36 1200m	1:26.95 [7] (0:14.15)	1:12.80 [5] (0:11.36)	1:01.44 [5] (0:11.77)	0:49.67 [6] (0:11.98)	0:37.69 [6] (0:11.93)	0:25.76 [7] (0:11.97)	0:37.69	-5

Scratched: Firebolt (#13), Brave Agenda (#10), North Of Eli (#6), Typhoon Tip (#14), Sunshine Highway (#15), Galway Hussler (#4), Cordozar (#8), Admonish (#11)



Eagle Farm QLD Professional
Race 7: SKY RACING QTIS Three-Year-Old BENCHMARK 70 Handicap - 1400m
10 July 2024 - 16:00



Track Rating: Soft 7, Weather: Overcast, Rail Position: +11m Entire

Section				200m				Last 600m	
Field Times				0:13.52 (0:13.52)				0:37.30	
Rank	TAB Horse/Jockey	Barrier	Top Speed [km/h]	Fastest Section	Margin				Distance Travelled [m]
1	7 RIMBAUD Jag Guthmann-Chester	6	67.7 1200m	0:11.05 1200m	0:13.52 [1] (0:13.52)	1:25.86		0:37.20	
2	1 SPICY LEGEND Cody Collis	9	66.2 Overall	0:11.15 1200m	0:13.71 [2] (0:13.71)	1.76L		0:37.60	-5
3	9 INCA TRAIL Damien Thornton	4	66.2 1200m	0:11.27 1200m	0:13.56 [3] (0:13.56)	1.78L		0:37.27	-1
4	2 SPIN DOCTOR Boris Thornton	5	65.3 Overall	0:11.29 1200m	0:13.20 [5] (0:13.20)	2.11L		0:36.97	-2
5	5 IMPENDOR Robbie Dolan	1	65.1 1200m	0:11.35 1200m	0:13.20 [6] (0:13.20)	2.26L		0:36.92	-4
6	12 HEYOKA Kyle Wilson-Taylor	2	65.3 Overall	0:11.42 1200m	0:13.69 [4] (0:13.69)	2.94L		0:37.39	-8
7	3 BETTER BE SLICK Justin Huxtable	3	65.3 1200m	0:11.36 1200m	0:13.79 [7] (0:13.79)	6.4L		0:37.69	-5

Scratched: Firebolt (#13), Brave Agenda (#10), North Of Eli (#6), Typhoon Tip (#14), Sunshine Highway (#15), Galway Hussler (#4), Cordozar (#8), Admonish (#11)

[] Ranking at each section and finish
 -:-:- No data available at this section
 NA No data available

SCN Saddle cloth number
 DNF Did not finish
 DNT Did not track



Horse/Jockey Name	Rimbaud
Final Rank	1
Fastest Section Time (Section)	0:11.05 (1200m)
Top Speed [km/h] (Section)	67.7 (1200m)
Race State	Finished



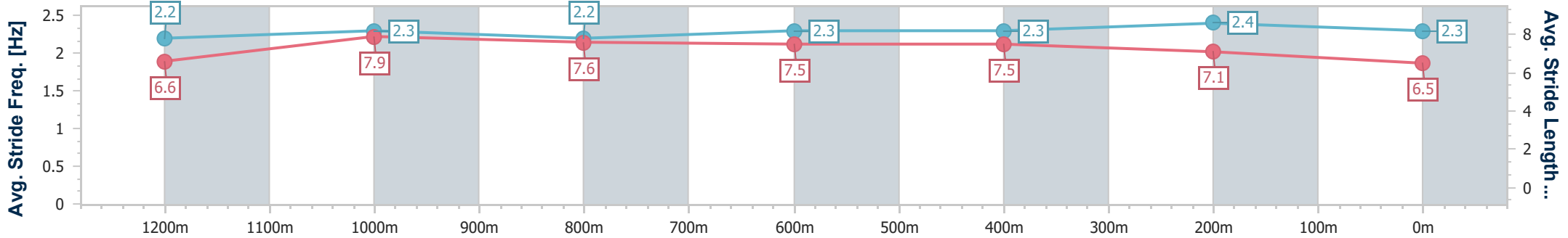
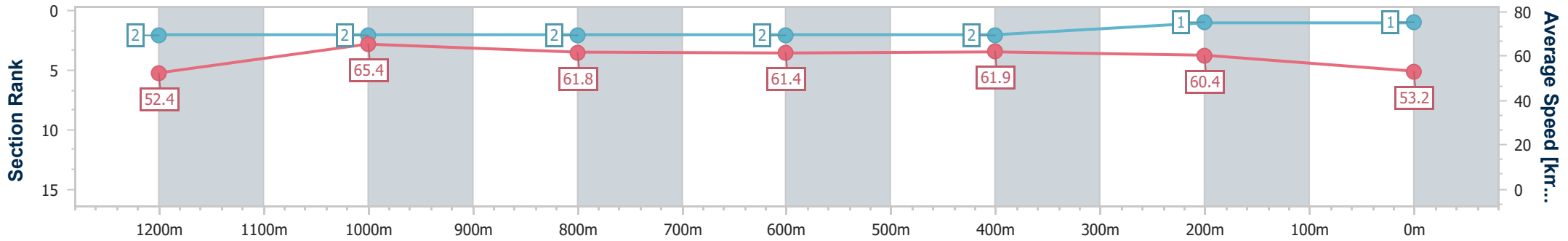
Eagle Farm QLD Professional
 Race 7: SKY RACING QTIS Three-Year-Old BENCHMARK 70
 Handicap - 1400m
 10 July 2024 - 16:00



BRISBANE
 RACING CLUB

Track Rating: Soft 7, Weather: Overcast, Rail Position: +11m Entire

Section	Overall	1200m	1000m	800m	600m	400m	200m
Section Times	1:25.86 [1] (0:13.80)	1:12.06 [2] (0:11.05)	1:01.01 [2] (0:11.89)	0:49.12 [2] (0:11.92)	0:37.20 [2] (0:11.74)	0:25.46 [2] (0:11.94)	0:13.52 [1] (0:13.52)
Average Speed [km/h]	52.4	65.4	61.8	61.4	61.9	60.4	53.2
Top Speed [km/h]	67.3	67.7	62.3	62.1	62.8	62.9	57.2
Avg. Dist. to Rail [m]	6.2	4.9	4.0	2.9	3.2	6.3	5.3
Avg. Stride Freq. [Hz]	2.2	2.3	2.2	2.3	2.3	2.4	2.3
Avg. Stride Length [m]	6.6	7.9	7.6	7.5	7.5	7.1	6.5



- [] Ranking at each section and finish
- .-.- No data available at this section
- NA No data available



Horse/Jockey Name	Spicy Legend
Final Rank	2
Fastest Section Time (Section)	0:11.15 (1200m)
Top Speed [km/h] (Section)	66.2 (Overall)
Race State	Finished



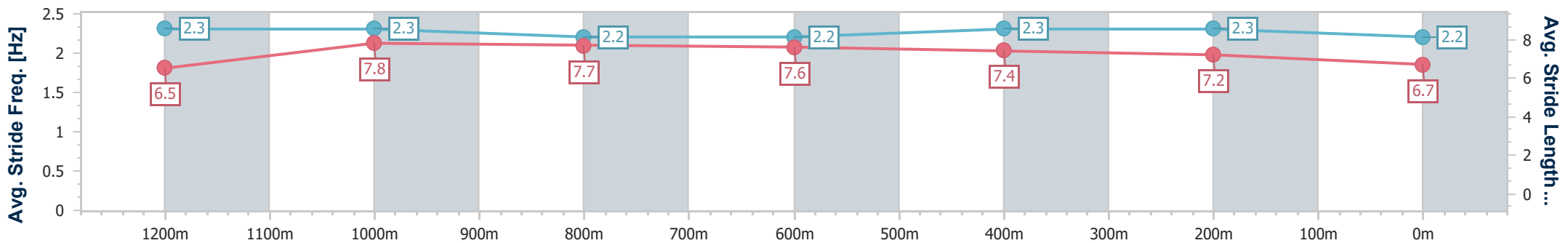
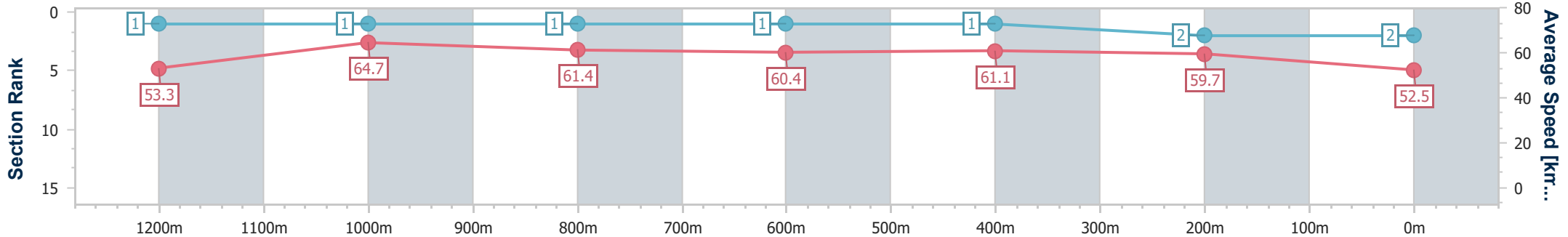
Eagle Farm QLD Professional
 Race 7: SKY RACING QTIS Three-Year-Old BENCHMARK 70
 Handicap - 1400m
 10 July 2024 - 16:00



BRISBANE
 RACING CLUB

Track Rating: Soft 7, Weather: Overcast, Rail Position: +11m Entire

Section	Overall	1200m	1000m	800m	600m	400m	200m
Section Times	1:26.16 [2] (0:13.58)	1:12.58 [1] (0:11.15)	1:01.43 [1] (0:11.85)	0:49.58 [1] (0:11.98)	0:37.60 [1] (0:11.83)	0:25.77 [1] (0:12.06)	0:13.71 [2] (0:13.71)
Average Speed [km/h]	53.3	64.7	61.4	60.4	61.1	59.7	52.5
Top Speed [km/h]	66.2	65.9	62.2	61.0	62.7	62.7	56.5
Avg. Dist. to Rail [m]	6.6	2.7	2.0	0.9	1.5	5.9	6.6
Avg. Stride Freq. [Hz]	2.3	2.3	2.2	2.2	2.3	2.3	2.2
Avg. Stride Length [m]	6.5	7.8	7.7	7.6	7.4	7.2	6.7



- [] Ranking at each section and finish
- .-.- No data available at this section
- NA No data available



Horse/Jockey Name	Inca Trail
Final Rank	3
Fastest Section Time (Section)	0:11.27 (1200m)
Top Speed [km/h] (Section)	66.2 (1200m)
Race State	Finished



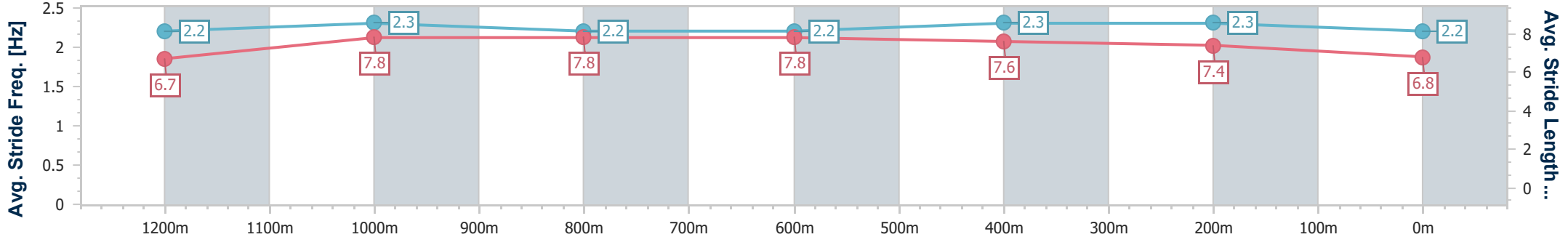
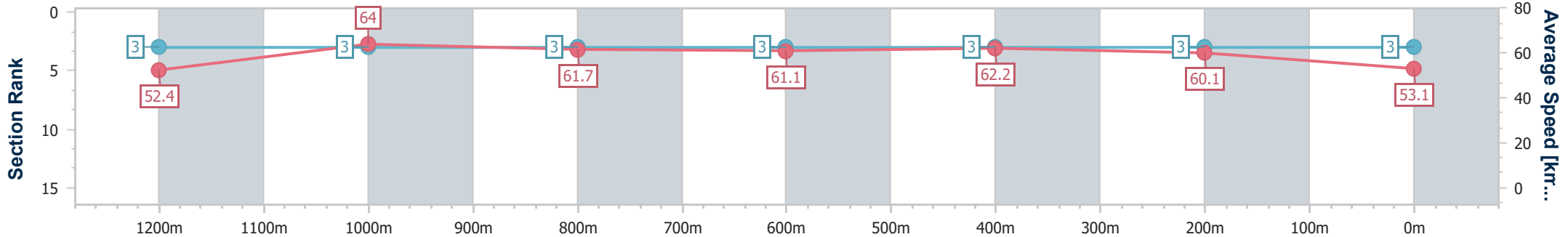
Eagle Farm QLD Professional
 Race 7: SKY RACING QTIS Three-Year-Old BENCHMARK 70
 Handicap - 1400m
 10 July 2024 - 16:00



BRISBANE
 RACING CLUB

Track Rating: Soft 7, Weather: Overcast, Rail Position: +11m Entire

Section	Overall	1200m	1000m	800m	600m	400m	200m
Section Times	1:26.16 [3] (0:13.83)	1:12.33 [3] (0:11.27)	1:01.06 [3] (0:11.85)	0:49.21 [3] (0:11.94)	0:37.27 [3] (0:11.72)	0:25.55 [3] (0:11.99)	0:13.56 [3] (0:13.56)
Average Speed [km/h]	52.4	64.0	61.7	61.1	62.2	60.1	53.1
Top Speed [km/h]	65.6	66.2	62.2	61.7	63.0	62.7	56.8
Avg. Dist. to Rail [m]	4.4	2.5	2.9	2.9	3.2	7.0	6.9
Avg. Stride Freq. [Hz]	2.2	2.3	2.2	2.2	2.3	2.3	2.2
Avg. Stride Length [m]	6.7	7.8	7.8	7.8	7.6	7.4	6.8



- [] Ranking at each section and finish
- .-.- No data available at this section
- NA No data available



Horse/Jockey Name	Spin Doctor
Final Rank	4
Fastest Section Time (Section)	0:11.29 (1200m)
Top Speed [km/h] (Section)	65.3 (Overall)
Race State	Finished



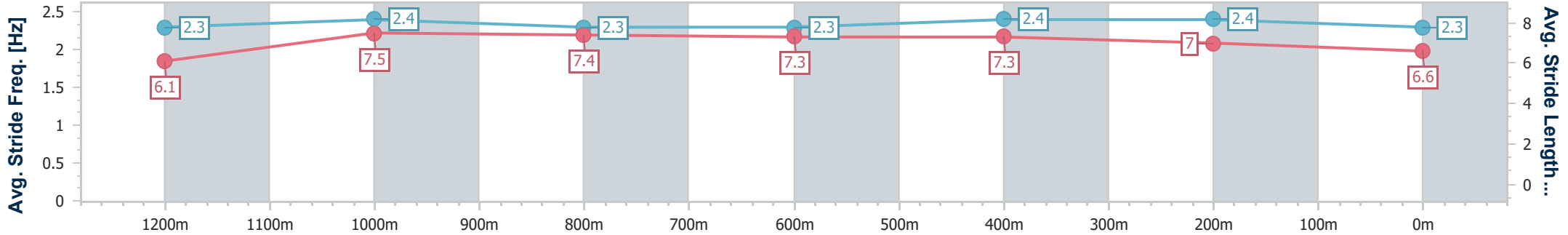
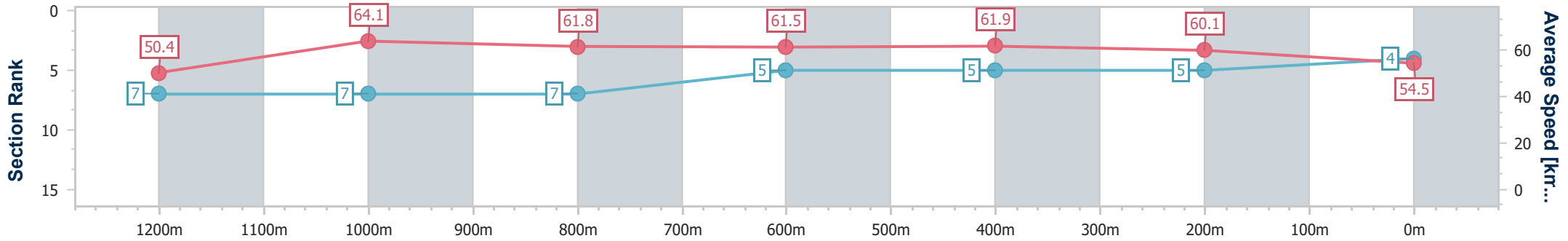
Eagle Farm QLD Professional
 Race 7: SKY RACING QTIS Three-Year-Old BENCHMARK 70
 Handicap - 1400m
 10 July 2024 - 16:00



BRISBANE
 RACING CLUB

Track Rating: Soft 7, Weather: Overcast, Rail Position: +11m Entire

Section	Overall	1200m	1000m	800m	600m	400m	200m
Section Times	1:26.22 [4] (0:14.31)	1:11.91 [7] (0:11.29)	1:00.62 [7] (0:11.88)	0:48.74 [7] (0:11.77)	0:36.97 [5] (0:11.79)	0:25.18 [5] (0:11.98)	0:13.20 [5] (0:13.20)
Average Speed [km/h]	50.4	64.1	61.8	61.5	61.9	60.1	54.5
Top Speed [km/h]	65.3	65.2	63.1	62.1	63.3	62.8	57.8
Avg. Dist. to Rail [m]	5.9	4.0	3.3	1.7	2.7	7.5	8.3
Avg. Stride Freq. [Hz]	2.3	2.4	2.3	2.3	2.4	2.4	2.3
Avg. Stride Length [m]	6.1	7.5	7.4	7.3	7.3	7.0	6.6



- [] Ranking at each section and finish
- .-.- No data available at this section
- NA No data available



Horse/Jockey Name	Impendor
Final Rank	5
Fastest Section Time (Section)	0:11.35 (1200m)
Top Speed [km/h] (Section)	65.1 (1200m)
Race State	Finished



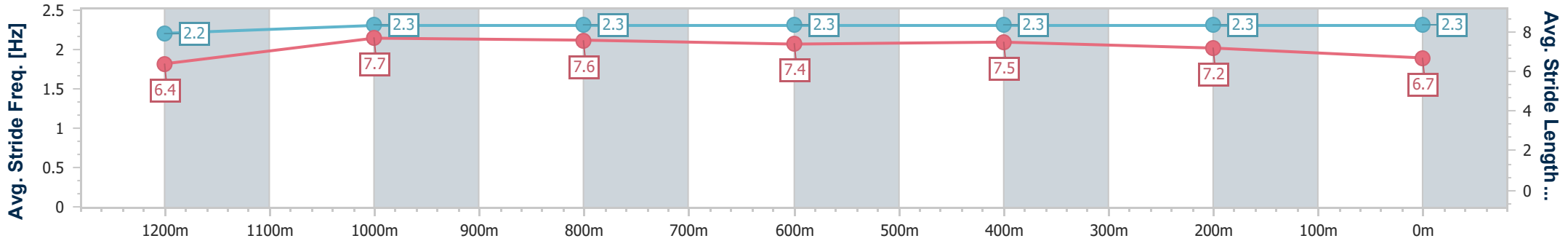
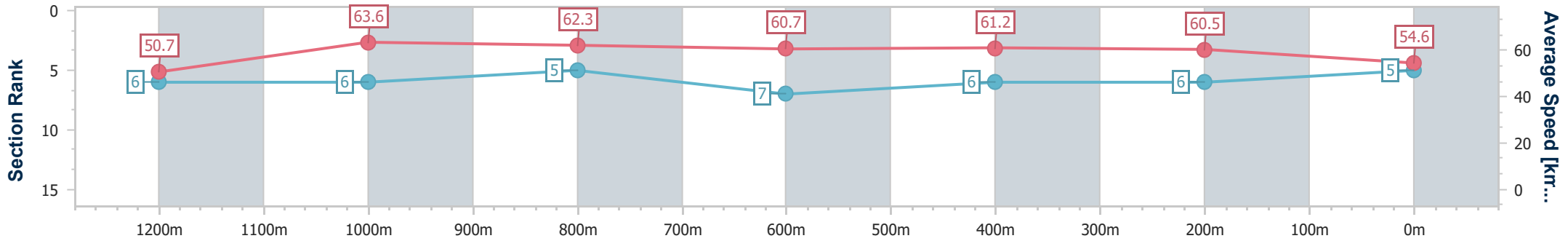
Eagle Farm QLD Professional
 Race 7: SKY RACING QTIS Three-Year-Old BENCHMARK 70
 Handicap - 1400m
 10 July 2024 - 16:00



BRISBANE
 RACING CLUB

Track Rating: Soft 7, Weather: Overcast, Rail Position: +11m Entire

Section	Overall	1200m	1000m	800m	600m	400m	200m
Section Times	1:26.24 [5] (0:14.21)	1:12.03 [6] (0:11.35)	1:00.68 [6] (0:11.62)	0:49.06 [5] (0:12.14)	0:36.92 [7] (0:11.82)	0:25.10 [6] (0:11.90)	0:13.20 [6] (0:13.20)
Average Speed [km/h]	50.7	63.6	62.3	60.7	61.2	60.5	54.6
Top Speed [km/h]	63.0	65.1	62.9	61.6	62.4	62.8	57.4
Avg. Dist. to Rail [m]	2.3	1.7	1.3	4.5	1.2	3.5	3.7
Avg. Stride Freq. [Hz]	2.2	2.3	2.3	2.3	2.3	2.3	2.3
Avg. Stride Length [m]	6.4	7.7	7.6	7.4	7.5	7.2	6.7



- [] Ranking at each section and finish
- .-.- No data available at this section
- NA No data available



Horse/Jockey Name	Heyoka
Final Rank	6
Fastest Section Time (Section)	0:11.42 (1200m)
Top Speed [km/h] (Section)	65.3 (Overall)
Race State	Finished



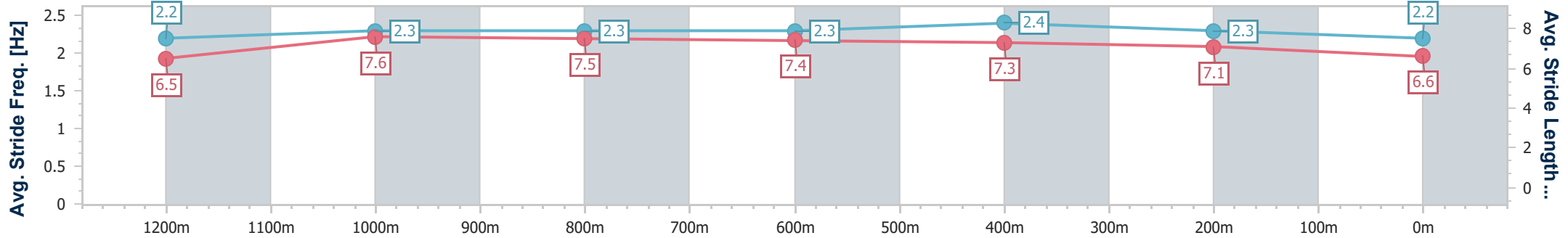
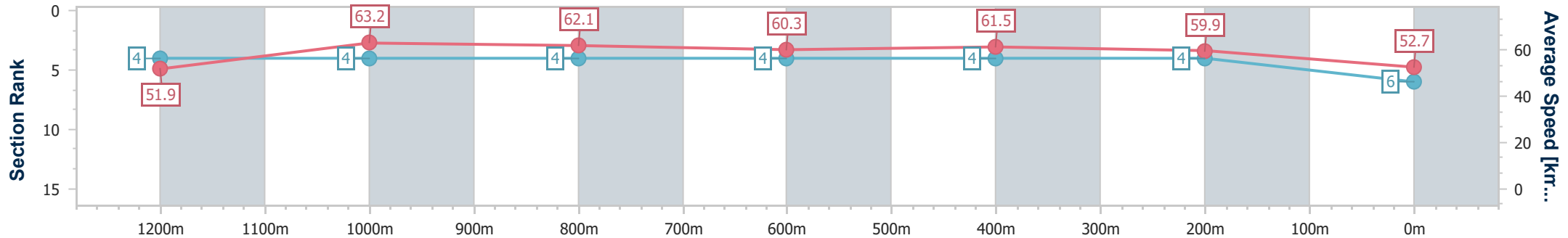
Eagle Farm QLD Professional
 Race 7: SKY RACING QTIS Three-Year-Old BENCHMARK 70
 Handicap - 1400m
 10 July 2024 - 16:00



BRISBANE
 RACING CLUB

Track Rating: Soft 7, Weather: Overcast, Rail Position: +11m Entire

Section	Overall	1200m	1000m	800m	600m	400m	200m
Section Times	1:26.36 [6] (0:13.89)	1:12.47 [4] (0:11.42)	1:01.05 [4] (0:11.67)	0:49.38 [4] (0:11.99)	0:37.39 [4] (0:11.69)	0:25.70 [4] (0:12.01)	0:13.69 [4] (0:13.69)
Average Speed [km/h]	51.9	63.2	62.1	60.3	61.5	59.9	52.7
Top Speed [km/h]	65.3	65.2	63.5	61.7	62.6	63.1	56.1
Avg. Dist. to Rail [m]	3.7	2.8	1.4	0.4	0.5	3.6	4.6
Avg. Stride Freq. [Hz]	2.2	2.3	2.3	2.3	2.4	2.3	2.2
Avg. Stride Length [m]	6.5	7.6	7.5	7.4	7.3	7.1	6.6



- [] Ranking at each section and finish
- .-.- No data available at this section
- NA No data available



Horse/Jockey Name	Better Be Slick
Final Rank	7
Fastest Section Time (Section)	0:11.36 (1200m)
Top Speed [km/h] (Section)	65.3 (1200m)
Race State	Finished



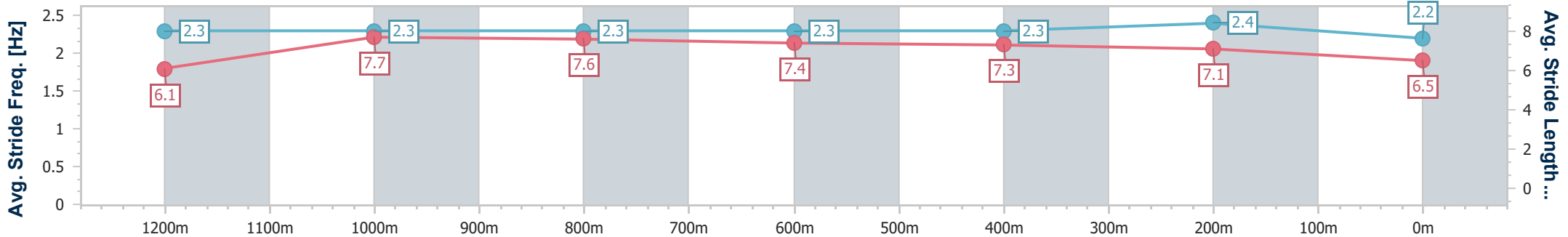
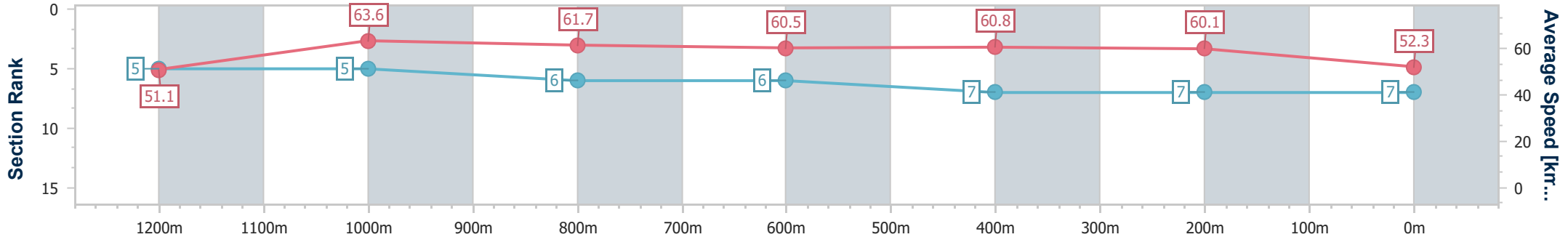
Eagle Farm QLD Professional
 Race 7: SKY RACING QTIS Three-Year-Old BENCHMARK 70
 Handicap - 1400m
 10 July 2024 - 16:00



BRISBANE
 RACING CLUB

Track Rating: Soft 7, Weather: Overcast, Rail Position: +11m Entire

Section	Overall	1200m	1000m	800m	600m	400m	200m
Section Times	1:26.95 [7] (0:14.15)	1:12.80 [5] (0:11.36)	1:01.44 [5] (0:11.77)	0:49.67 [6] (0:11.98)	0:37.69 [6] (0:11.93)	0:25.76 [7] (0:11.97)	0:13.79 [7] (0:13.79)
Average Speed [km/h]	51.1	63.6	61.7	60.5	60.8	60.1	52.3
Top Speed [km/h]	64.5	65.3	63.4	61.0	62.2	62.5	55.9
Avg. Dist. to Rail [m]	3.5	2.5	1.8	1.9	1.6	5.9	7.3
Avg. Stride Freq. [Hz]	2.3	2.3	2.3	2.3	2.3	2.4	2.2
Avg. Stride Length [m]	6.1	7.7	7.6	7.4	7.3	7.1	6.5



- [] Ranking at each section and finish
- .-.- No data available at this section
- NA No data available



Eagle Farm QLD Professional

Race 8: LADBROKES EASY FORM Class 1 Handicap - 1600m

10 July 2024 - 16:36



BRISBANE
RACING CLUB

Track Rating: Soft 7, Weather: Overcast, Rail Position: +11m Entire

Section														
Field Times														
Overall	1400m	1200m	1000m	800m	600m	400m	Last 600m							
1:40.05 (0:14.46)	1:25.59 (0:11.97)	1:13.62 (0:12.62)	1:01.00 (0:12.96)	0:48.04 (0:12.69)	0:35.35 (0:12.03)	0:23.32 (0:11.34)	0:35.35							
Rank	TAB	Horse/Jockey	Barrier	Top Speed [km/h]	Fastest Section								Distance Travelled [m]	
1	2	TANNENBURG Michael Rodd	3	66.3 400m	0:11.05 400m	1:40.05 [1] (0:14.57)	1:25.48 [4] (0:12.29)	1:13.19 [5] (0:12.73)	1:00.46 [5] (0:12.98)	0:47.48 [6] (0:12.75)	0:34.73 [7] (0:11.79)	0:22.94 [8] (0:11.05)	0:34.73	
2	13	JENNI MOREESE Karl Zechner	5	66.5 400m	0:11.08 400m	1:40.16 [2] (0:14.79)	1:25.37 [6] (0:12.27)	1:13.10 [6] (0:12.67)	1:00.43 [6] (0:12.88)	0:47.55 [8] (0:12.67)	0:34.88 [6] (0:11.73)	0:23.15 [6] (0:11.08)	0:34.88	+2
3	11	YALLA Angela Jones	8	64.3 400m	0:11.34 400m	1:40.22 [3] (0:14.46)	1:25.76 [1] (0:11.97)	1:13.79 [1] (0:12.62)	1:01.17 [1] (0:12.96)	0:48.21 [1] (0:12.69)	0:35.52 [1] (0:12.03)	0:23.49 [1] (0:11.34)	0:35.52	-3
4	6	WATERMELON Boris Thornton	14	66.6 400m	0:11.11 400m	1:40.34 [4] (0:15.16)	1:25.18 [12] (0:12.33)	1:12.85 [12] (0:12.73)	1:00.12 [12] (0:12.75)	0:47.37 [12] (0:12.53)	0:34.84 [11] (0:11.62)	0:23.22 [9] (0:11.11)	0:34.84	+4
5	18	DEAL AN ACE Robbie Dolan	11	64.5 400m	0:11.38 400m	1:40.35 [5] (0:14.70)	1:25.65 [5] (0:11.90)	1:13.75 [2] (0:12.72)	1:01.03 [2] (0:12.88)	0:48.15 [2] (0:12.74)	0:35.41 [3] (0:11.82)	0:23.59 [2] (0:11.38)	0:35.41	-3
6	10	MOONSHINE RUN Les Tilley	16	66.0 400m	0:11.20 400m	1:40.37 [6] (0:15.03)	1:25.34 [10] (0:12.36)	1:12.98 [11] (0:12.80)	1:00.18 [11] (0:12.72)	0:47.46 [11] (0:12.44)	0:35.02 [8] (0:11.58)	0:23.44 [4] (0:11.20)	0:35.02	+7
7	1	SHY GUY Jake Bayliss	6	64.5 400m	0:11.35 400m	1:40.76 [7] (0:14.57)	1:26.19 [3] (0:12.24)	1:13.95 [4] (0:12.73)	1:01.22 [4] (0:12.81)	0:48.41 [4] (0:12.58)	0:35.83 [2] (0:11.94)	0:23.89 [3] (0:11.35)	0:35.83	+4
8	12	FIREBOLT Damien Thornton	13	65.0 400m	0:11.38 400m	1:40.92 [8] (0:15.01)	1:25.91 [9] (0:12.26)	1:13.65 [9] (0:12.70)	1:00.95 [9] (0:12.81)	0:48.14 [9] (0:12.68)	0:35.46 [10] (0:11.71)	0:23.75 [10] (0:11.38)	0:35.46	+2
9	15	KING OF SWING Samantha Collett	9	63.9 400m	0:11.54 400m	1:40.95 [9] (0:14.91)	1:26.04 [8] (0:12.24)	1:13.80 [8] (0:12.66)	1:01.14 [8] (0:12.72)	0:48.42 [5] (0:12.54)	0:35.88 [5] (0:11.95)	0:23.93 [7] (0:11.54)	0:35.88	+4
10	14	LISSARO Casey Waddell	1	64.1 400m	0:11.44 400m	1:40.95 [10] (0:14.87)	1:26.08 [7] (0:12.25)	1:13.83 [7] (0:12.62)	1:01.21 [7] (0:12.84)	0:48.37 [7] (0:12.80)	0:35.57 [9] (0:11.80)	0:23.77 [11] (0:11.44)	0:35.57	-2

Scratched: Free Carry (#4), Release Le Missile (#5), Dash Dash Dash (#7), Around The Buoy (#8), Better Be Slick (#3), Maple Door (#16)

[] Ranking at each section and finish
 -:-:- No data available at this section
 NA No data available

SCN Saddle cloth number
 DNF Did not finish
 DNT Did not track



Eagle Farm QLD Professional

Race 8: LADBROKES EASY FORM Class 1 Handicap - 1600m

10 July 2024 - 16:36



BRISBANE
RACING CLUB

Track Rating: Soft 7, Weather: Overcast, Rail Position: +11m Entire

Section	Overall	1400m	1200m	1000m	800m	600m	400m	Last 600m					
Field Times	1:40.05 (0:14.46)	1:25.59 (0:11.97)	1:13.62 (0:12.62)	1:01.00 (0:12.96)	0:48.04 (0:12.69)	0:35.35 (0:12.03)	0:23.32 (0:11.34)	0:35.35					
Rank	TAB Horse/Jockey	Barrier	Top Speed [km/h]	Fastest Section									Distance Travelled [m]
11	17 EL KABONG Marnu Potgieter	2	63.1 400m	0:11.60 400m	1:40.96 [11] (0:14.51)	1:26.45 [2] (0:12.09)	1:14.36 [3] (0:12.77)	1:01.59 [3] (0:12.98)	0:48.61 [3] (0:12.70)	0:35.91 [4] (0:11.92)	0:23.99 [5] (0:11.60)	0:35.91	-3
12	9 DARK TANGENT Sean Cormack	10	63.3 400m	0:11.54 400m	1:41.84 [12] (0:15.13)	1:26.71 [11] (0:12.24)	1:14.47 [10] (0:12.68)	1:01.79 [10] (0:12.79)	0:49.00 [10] (0:12.73)	0:36.27 [12] (0:11.93)	0:24.34 [12] (0:11.54)	0:36.27	-2

Scratched: Free Carry (#4), Release Le Missile (#5), Dash Dash Dash (#7), Around The Buoy (#8), Better Be Slick (#3), Maple Door (#16)

[] Ranking at each section and finish
 -:-:-:- No data available at this section
 NA No data available

SCN Saddle cloth number
 DNF Did not finish
 DNT Did not track



Eagle Farm QLD Professional

Race 8: LADBROKES EASY FORM Class 1 Handicap - 1600m

10 July 2024 - 16:36



BRISBANE
RACING CLUB

Track Rating: Soft 7, Weather: Overcast, Rail Position: +11m Entire

Section							200m			Last 600m
Field Times							0:11.98			0:35.35
							(0:11.98)			
Rank	TAB	Horse/Jockey	Barrier	Top Speed [km/h]	Fastest Section	Margin			Distance Travelled [m]	
1	2	TANNENBURG Michael Rodd	3	66.3 400m	0:11.05 400m	0:11.89 [5] (0:11.89)	1:40.05		0:34.73	
2	13	JENNI MOREESE Karl Zechner	5	66.5 400m	0:11.08 400m	0:12.07 [2] (0:12.07)	0.62L		0:34.88 +2	
3	11	YALLA Angela Jones	8	64.3 400m	0:11.34 400m	0:12.15 [1] (0:12.15)	1.01L		0:35.52 -3	
4	6	WATERMELON Boris Thornton	14	66.6 400m	0:11.11 400m	0:12.11 [7] (0:12.11)	1.69L		0:34.84 +4	
5	18	DEAL AN ACE Robbie Dolan	11	64.5 400m	0:11.38 400m	0:12.21 [4] (0:12.21)	1.79L		0:35.41 -3	
6	10	MOONSHINE RUN Les Tilley	16	66.0 400m	0:11.20 400m	0:12.24 [3] (0:12.24)	1.89L		0:35.02 +7	
7	1	SHY GUY Jake Bayliss	6	64.5 400m	0:11.35 400m	0:12.54 [6] (0:12.54)	4.16L		0:35.83 +4	
8	12	FIREBOLT Damien Thornton	13	65.0 400m	0:11.38 400m	0:12.37 [8] (0:12.37)	5.08L		0:35.46 +2	
9	15	KING OF SWING Samantha Collett	9	63.9 400m	0:11.54 400m	0:12.39 [9] (0:12.39)	5.27L		0:35.88 +4	
10	14	LISSARO Casey Waddell	1	64.1 400m	0:11.44 400m	0:12.33 [11] (0:12.33)	5.29L		0:35.57 -2	

Scratched: Free Carry (#4), Release Le Missile (#5), Dash Dash Dash (#7), Around The Buoy (#8), Better Be Slick (#3), Maple Door (#16)

[] Ranking at each section and finish
-:--:- No data available at this section
NA No data available

SCN Saddle cloth number
DNF Did not finish
DNT Did not track



Eagle Farm QLD Professional

Race 8: LADBROKES EASY FORM Class 1 Handicap - 1600m

10 July 2024 - 16:36



BRISBANE
RACING CLUB

Track Rating: Soft 7, Weather: Overcast, Rail Position: +11m Entire

Section				200m				Last 600m	
Field Times				0:11.98 (0:11.98)				0:35.35	
Rank	TAB Horse/Jockey	Barrier	Top Speed [km/h]	Fastest Section	Margin			Distance Travelled [m]	
11	17 EL KABONG Marnu Potgieter	2	63.1 400m	0:11.60 400m	0:12.39 [10] (0:12.39)	5.36L		0:35.91	-3
12	9 DARK TANGENT Sean Cormack	10	63.3 400m	0:11.54 400m	0:12.80 [12] (0:12.80)	10.52L		0:36.27	-2

Scratched: Free Carry (#4), Release Le Missile (#5), Dash Dash Dash (#7), Around The Buoy (#8), Better Be Slick (#3), Maple Door (#16)

[] Ranking at each section and finish
 -:-:-:- No data available at this section
 NA No data available

SCN Saddle cloth number
 DNF Did not finish
 DNT Did not track



Horse/Jockey Name	Tannenburg
Final Rank	1
Fastest Section Time (Section)	0:11.05 (400m)
Top Speed [km/h] (Section)	66.3 (400m)
Race State	Finished



Eagle Farm QLD Professional

Race 8: LADBROKES EASY FORM Class 1 Handicap - 1600m

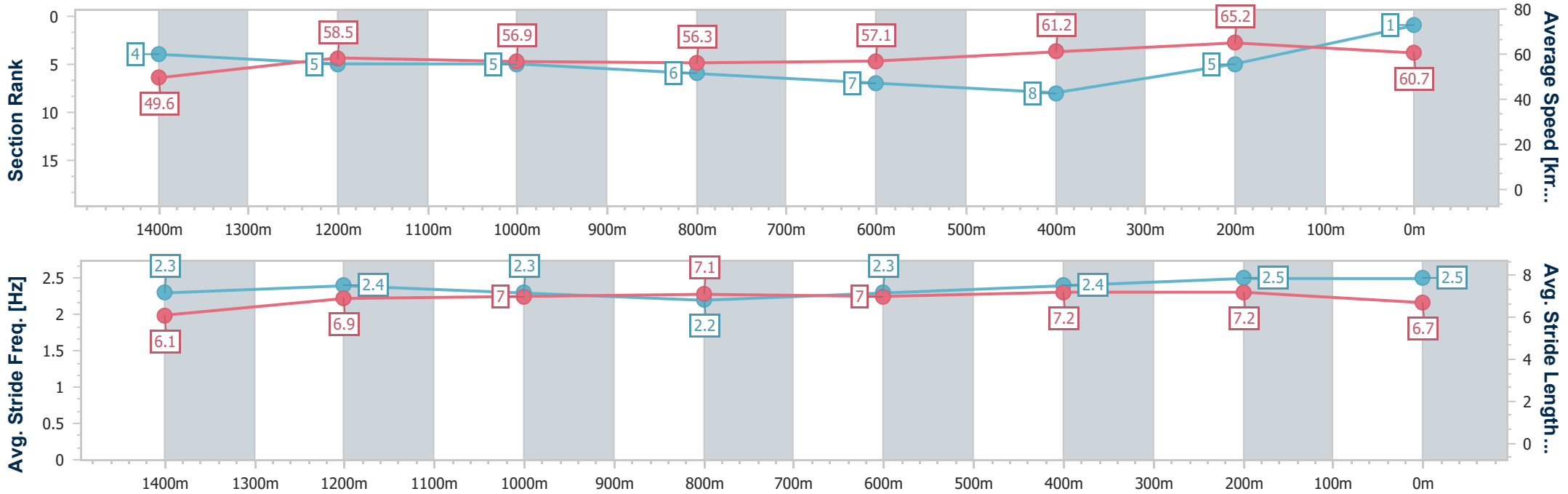
10 July 2024 - 16:36

Track Rating: Soft 7, Weather: Overcast, Rail Position: +11m Entire



BRISBANE RACING CLUB

Section	Overall	1400m	1200m	1000m	800m	600m	400m	200m
Section Times	1:40.05 [1] (0:14.57)	1:25.48 [4] (0:12.29)	1:13.19 [5] (0:12.73)	1:00.46 [5] (0:12.98)	0:47.48 [6] (0:12.75)	0:34.73 [7] (0:11.79)	0:22.94 [8] (0:11.05)	0:11.89 [5] (0:11.89)
Average Speed [km/h]	49.6	58.5	56.9	56.3	57.1	61.2	65.2	60.7
Top Speed [km/h]	60.5	60.4	58.4	56.9	59.2	64.3	66.3	64.7
Avg. Dist. to Rail [m]	2.1	2.6	2.8	3.0	2.5	1.2	1.9	3.8
Avg. Stride Freq. [Hz]	2.3	2.4	2.3	2.2	2.3	2.4	2.5	2.5
Avg. Stride Length [m]	6.1	6.9	7.0	7.1	7.0	7.2	7.2	6.7



- [] Ranking at each section and finish
- .-.-.- No data available at this section
- NA No data available



Horse/Jockey Name	Jenni Moreese
Final Rank	2
Fastest Section Time (Section)	0:11.08 (400m)
Top Speed [km/h] (Section)	66.5 (400m)
Race State	Finished



Eagle Farm QLD Professional

Race 8: LADBROKES EASY FORM Class 1 Handicap - 1600m

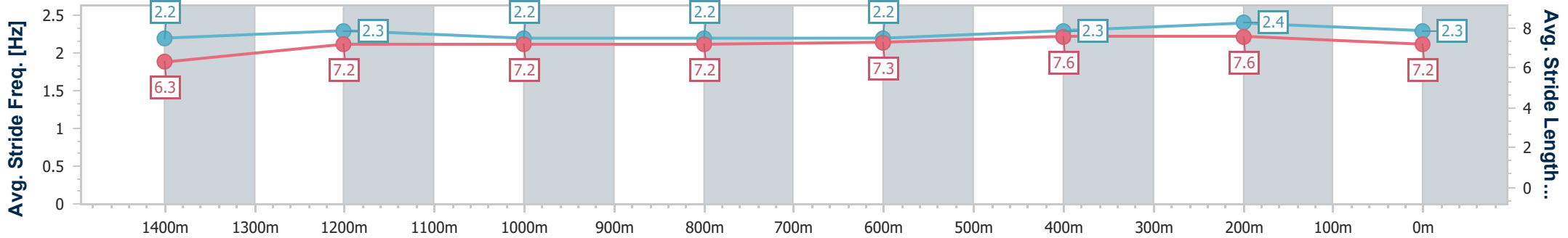
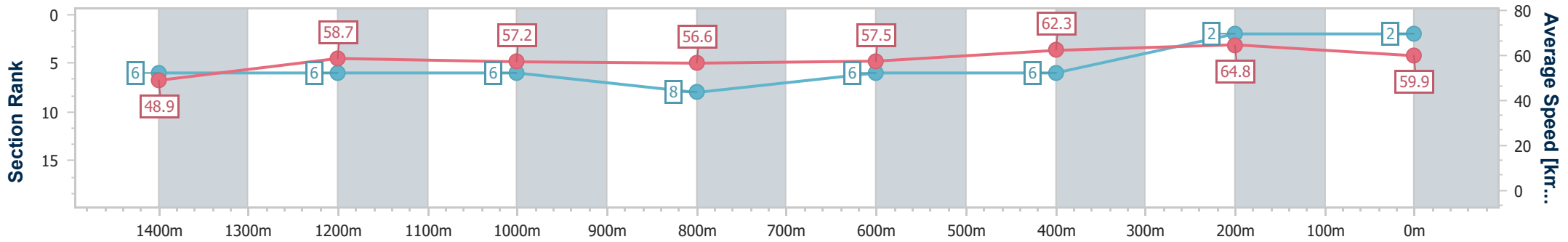
10 July 2024 - 16:36

Track Rating: Soft 7, Weather: Overcast, Rail Position: +11m Entire



BRISBANE RACING CLUB

Section	Overall	1400m	1200m	1000m	800m	600m	400m	200m
Section Times	1:40.16 [2] (0:14.79)	1:25.37 [6] (0:12.27)	1:13.10 [6] (0:12.67)	1:00.43 [6] (0:12.88)	0:47.55 [8] (0:12.67)	0:34.88 [6] (0:11.73)	0:23.15 [6] (0:11.08)	0:12.07 [2] (0:12.07)
Average Speed [km/h]	48.9	58.7	57.2	56.6	57.5	62.3	64.8	59.9
Top Speed [km/h]	60.6	60.6	58.7	57.8	58.3	65.6	66.5	62.8
Avg. Dist. to Rail [m]	2.3	2.7	3.0	2.9	3.0	3.1	6.0	7.0
Avg. Stride Freq. [Hz]	2.2	2.3	2.2	2.2	2.2	2.3	2.4	2.3
Avg. Stride Length [m]	6.3	7.2	7.2	7.2	7.3	7.6	7.6	7.2



- [] Ranking at each section and finish
- .-.- No data available at this section
- NA No data available



Horse/Jockey Name	Yalla
Final Rank	3
Fastest Section Time (Section)	0:11.34 (400m)
Top Speed [km/h] (Section)	64.3 (400m)
Race State	Finished



Eagle Farm QLD Professional

Race 8: LADBROKES EASY FORM Class 1 Handicap - 1600m

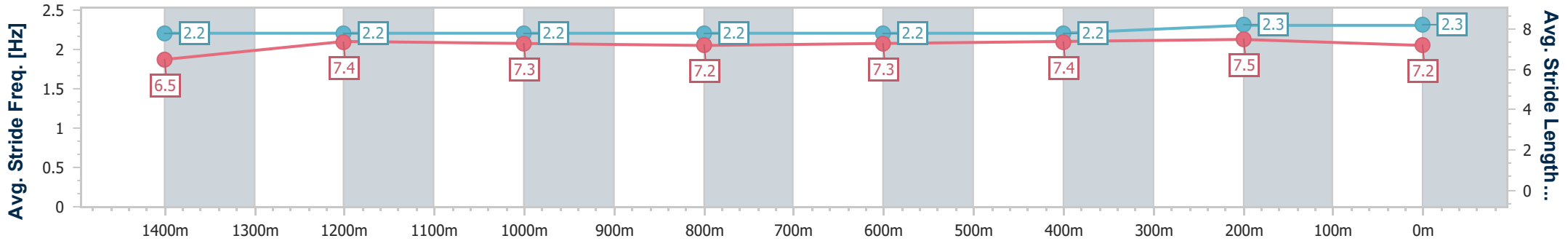
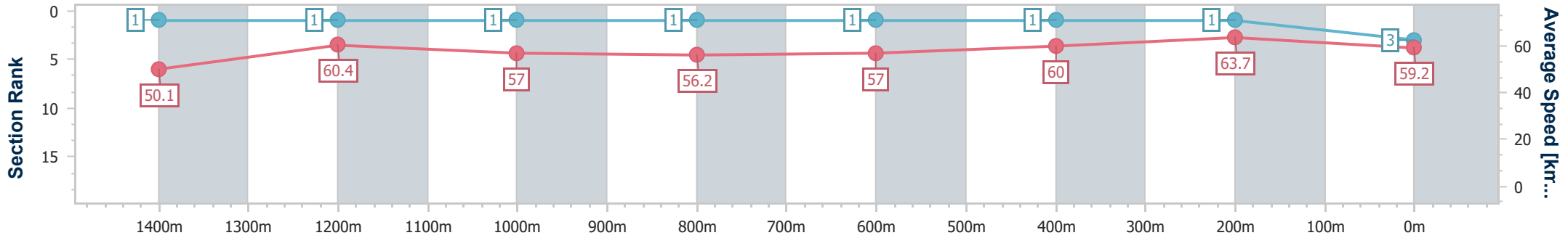
10 July 2024 - 16:36

Track Rating: Soft 7, Weather: Overcast, Rail Position: +11m Entire



BRISBANE RACING CLUB

Section	Overall	1400m	1200m	1000m	800m	600m	400m	200m
Section Times	1:40.22 [3] (0:14.46)	1:25.76 [1] (0:11.97)	1:13.79 [1] (0:12.62)	1:01.17 [1] (0:12.96)	0:48.21 [1] (0:12.69)	0:35.52 [1] (0:12.03)	0:23.49 [1] (0:11.34)	0:12.15 [1] (0:12.15)
Average Speed [km/h]	50.1	60.4	57.0	56.2	57.0	60.0	63.7	59.2
Top Speed [km/h]	61.8	62.0	59.1	56.9	58.2	62.8	64.3	62.8
Avg. Dist. to Rail [m]	3.1	2.8	2.0	1.9	1.2	0.7	3.1	4.7
Avg. Stride Freq. [Hz]	2.2	2.2	2.2	2.2	2.2	2.2	2.3	2.3
Avg. Stride Length [m]	6.5	7.4	7.3	7.2	7.3	7.4	7.5	7.2



- [] Ranking at each section and finish
- .-.- No data available at this section
- NA No data available



Horse/Jockey Name	Watermelon
Final Rank	4
Fastest Section Time (Section)	0:11.11 (400m)
Top Speed [km/h] (Section)	66.6 (400m)
Race State	Finished



Eagle Farm QLD Professional

Race 8: LADBROKES EASY FORM Class 1 Handicap - 1600m

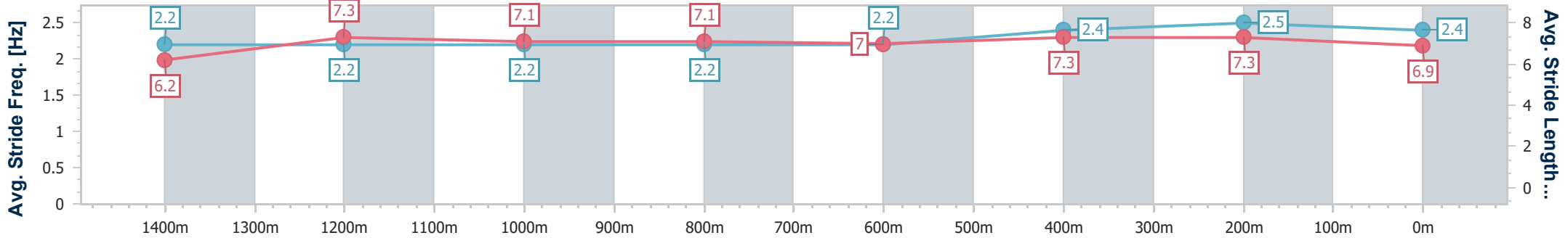
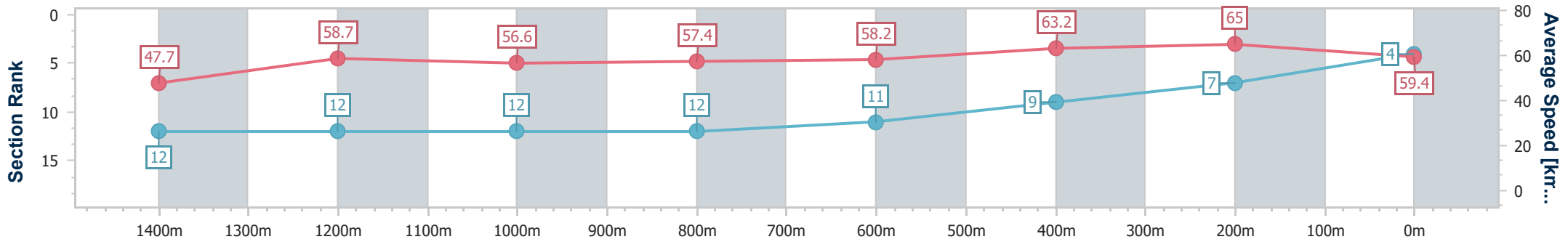
10 July 2024 - 16:36

Track Rating: Soft 7, Weather: Overcast, Rail Position: +11m Entire



BRISBANE RACING CLUB

Section	Overall	1400m	1200m	1000m	800m	600m	400m	200m
Section Times	1:40.34 [4] (0:15.16)	1:25.18 [12] (0:12.33)	1:12.85 [12] (0:12.73)	1:00.12 [12] (0:12.75)	0:47.37 [12] (0:12.53)	0:34.84 [11] (0:11.62)	0:23.22 [9] (0:11.11)	0:12.11 [7] (0:12.11)
Average Speed [km/h]	47.7	58.7	56.6	57.4	58.2	63.2	65.0	59.4
Top Speed [km/h]	58.8	59.8	57.7	58.4	59.9	66.0	66.6	63.3
Avg. Dist. to Rail [m]	5.1	3.2	3.2	3.2	3.1	4.3	9.5	11.3
Avg. Stride Freq. [Hz]	2.2	2.2	2.2	2.2	2.2	2.4	2.5	2.4
Avg. Stride Length [m]	6.2	7.3	7.1	7.1	7.0	7.3	7.3	6.9



- [] Ranking at each section and finish
- .-.- No data available at this section
- NA No data available



Horse/Jockey Name	Deal An Ace
Final Rank	5
Fastest Section Time (Section)	0:11.38 (400m)
Top Speed [km/h] (Section)	64.5 (400m)
Race State	Finished



Eagle Farm QLD Professional

Race 8: LADBROKES EASY FORM Class 1 Handicap - 1600m

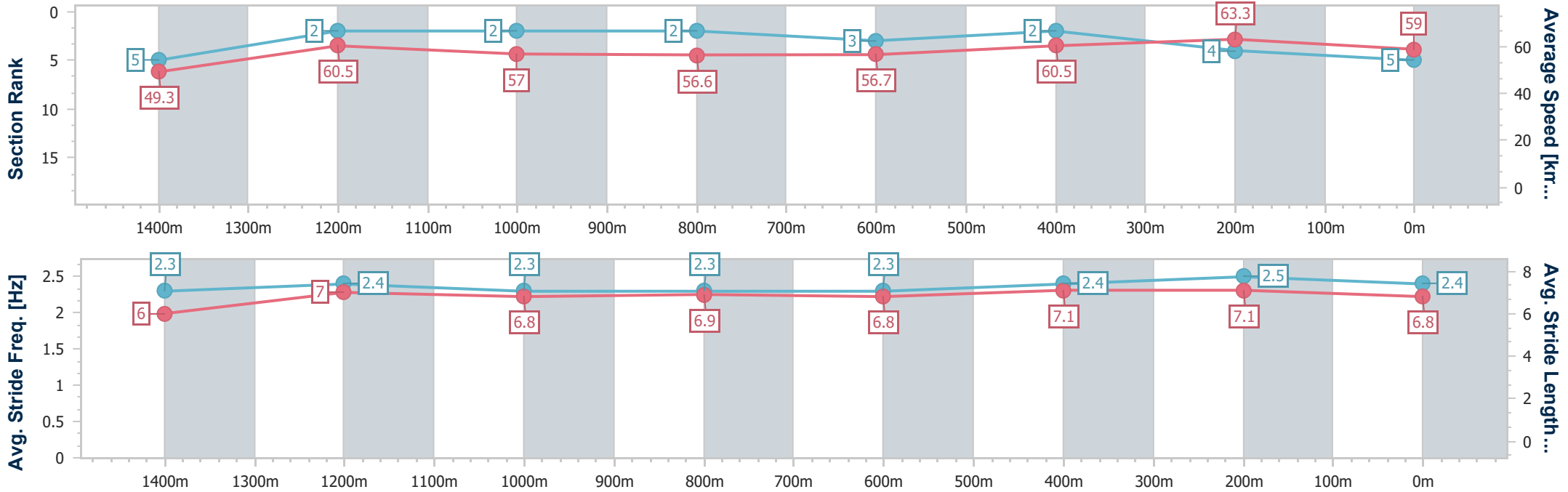
10 July 2024 - 16:36

Track Rating: Soft 7, Weather: Overcast, Rail Position: +11m Entire



BRISBANE RACING CLUB

Section	Overall	1400m	1200m	1000m	800m	600m	400m	200m
Section Times	1:40.35 [5] (0:14.70)	1:25.65 [5] (0:11.90)	1:13.75 [2] (0:12.72)	1:01.03 [2] (0:12.88)	0:48.15 [2] (0:12.74)	0:35.41 [3] (0:11.82)	0:23.59 [2] (0:11.38)	0:12.21 [4] (0:12.21)
Average Speed [km/h]	49.3	60.5	57.0	56.6	56.7	60.5	63.3	59.0
Top Speed [km/h]	59.7	61.8	59.3	57.2	58.4	64.0	64.5	61.5
Avg. Dist. to Rail [m]	5.2	4.5	3.4	2.3	1.0	1.1	1.4	6.1
Avg. Stride Freq. [Hz]	2.3	2.4	2.3	2.3	2.3	2.4	2.5	2.4
Avg. Stride Length [m]	6.0	7.0	6.8	6.9	6.8	7.1	7.1	6.8



- [] Ranking at each section and finish
- .-.- No data available at this section
- NA No data available



Horse/Jockey Name	Moonshine Run
Final Rank	6
Fastest Section Time (Section)	0:11.20 (400m)
Top Speed [km/h] (Section)	66.0 (400m)
Race State	Finished



Eagle Farm QLD Professional

Race 8: LADBROKES EASY FORM Class 1 Handicap - 1600m

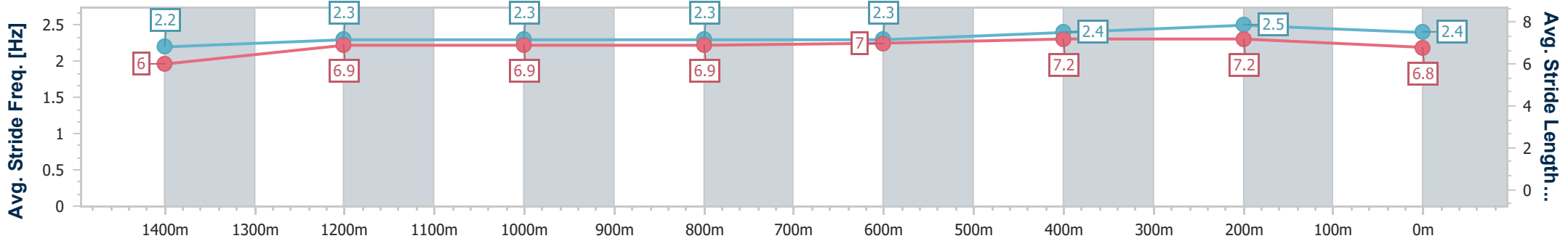
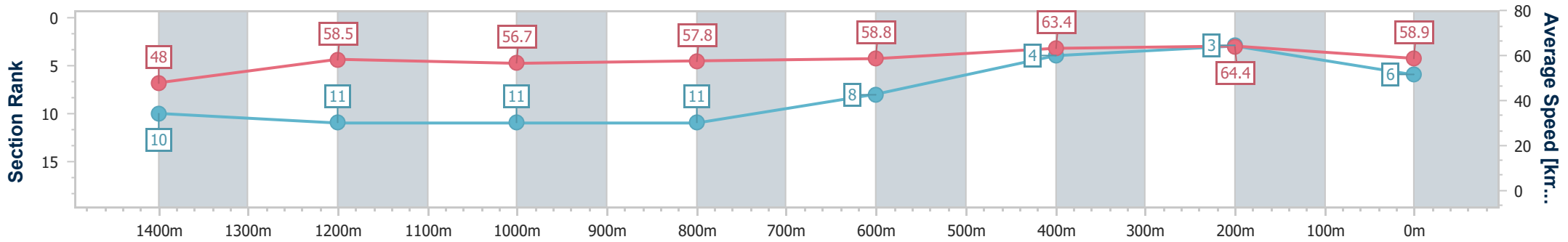
10 July 2024 - 16:36

Track Rating: Soft 7, Weather: Overcast, Rail Position: +11m Entire



BRISBANE RACING CLUB

Section	Overall	1400m	1200m	1000m	800m	600m	400m	200m
Section Times	1:40.37 [6] (0:15.03)	1:25.34 [10] (0:12.36)	1:12.98 [11] (0:12.80)	1:00.18 [11] (0:12.72)	0:47.46 [11] (0:12.44)	0:35.02 [8] (0:11.58)	0:23.44 [4] (0:11.20)	0:12.24 [3] (0:12.24)
Average Speed [km/h]	48.0	58.5	56.7	57.8	58.8	63.4	64.4	58.9
Top Speed [km/h]	59.3	59.5	58.0	60.1	59.9	65.6	66.0	60.9
Avg. Dist. to Rail [m]	6.6	4.2	4.2	4.3	4.4	4.5	8.1	9.6
Avg. Stride Freq. [Hz]	2.2	2.3	2.3	2.3	2.3	2.4	2.5	2.4
Avg. Stride Length [m]	6.0	6.9	6.9	6.9	7.0	7.2	7.2	6.8



- [] Ranking at each section and finish
- .-.- No data available at this section
- NA No data available



Horse/Jockey Name	Shy Guy
Final Rank	7
Fastest Section Time (Section)	0:11.35 (400m)
Top Speed [km/h] (Section)	64.5 (400m)
Race State	Finished



Eagle Farm QLD Professional

Race 8: LADBROKES EASY FORM Class 1 Handicap - 1600m

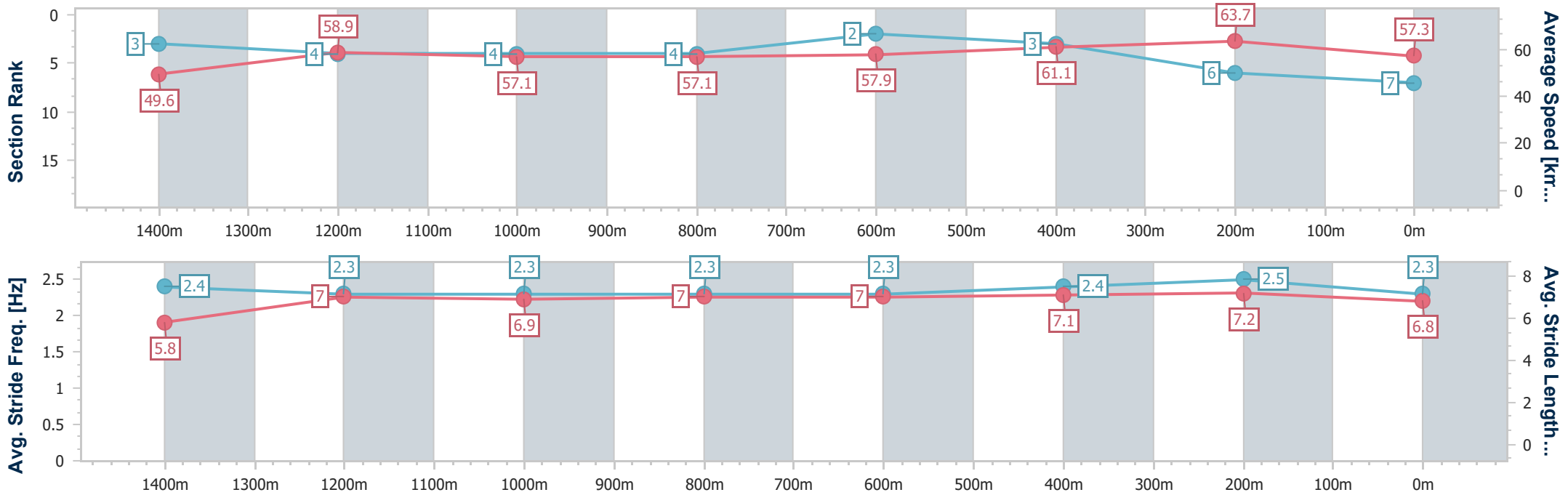
10 July 2024 - 16:36

Track Rating: Soft 7, Weather: Overcast, Rail Position: +11m Entire



BRISBANE RACING CLUB

Section	Overall	1400m	1200m	1000m	800m	600m	400m	200m
Section Times	1:40.76 [7] (0:14.57)	1:26.19 [3] (0:12.24)	1:13.95 [4] (0:12.73)	1:01.22 [4] (0:12.81)	0:48.41 [4] (0:12.58)	0:35.83 [2] (0:11.94)	0:23.89 [3] (0:11.35)	0:12.54 [6] (0:12.54)
Average Speed [km/h]	49.6	58.9	57.1	57.1	57.9	61.1	63.7	57.3
Top Speed [km/h]	60.1	59.6	59.5	58.3	59.6	63.7	64.5	62.3
Avg. Dist. to Rail [m]	2.6	3.3	3.7	3.9	3.0	3.1	6.6	7.1
Avg. Stride Freq. [Hz]	2.4	2.3	2.3	2.3	2.3	2.4	2.5	2.3
Avg. Stride Length [m]	5.8	7.0	6.9	7.0	7.0	7.1	7.2	6.8



- [] Ranking at each section and finish
- .-.- No data available at this section
- NA No data available



Horse/Jockey Name	Firebolt
Final Rank	8
Fastest Section Time (Section)	0:11.38 (400m)
Top Speed [km/h] (Section)	65.0 (400m)
Race State	Finished



Eagle Farm QLD Professional

Race 8: LADBROKES EASY FORM Class 1 Handicap - 1600m

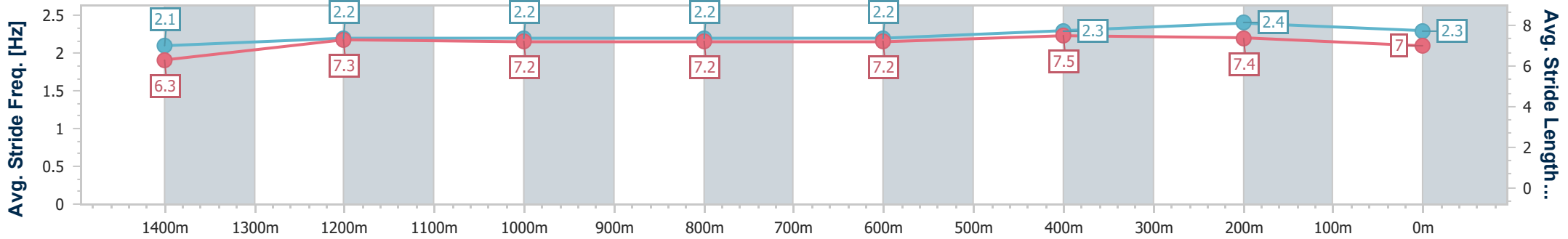
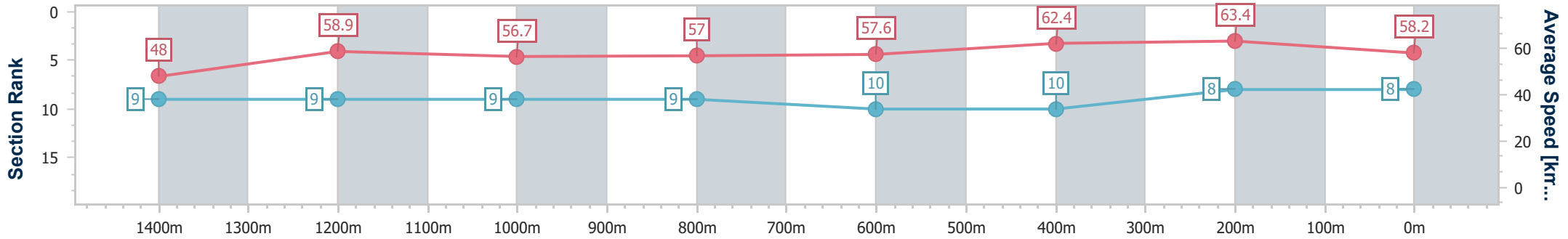
10 July 2024 - 16:36

Track Rating: Soft 7, Weather: Overcast, Rail Position: +11m Entire



BRISBANE RACING CLUB

Section	Overall	1400m	1200m	1000m	800m	600m	400m	200m
Section Times	1:40.92 [8] (0:15.01)	1:25.91 [9] (0:12.26)	1:13.65 [9] (0:12.70)	1:00.95 [9] (0:12.81)	0:48.14 [9] (0:12.68)	0:35.46 [10] (0:11.71)	0:23.75 [10] (0:11.38)	0:12.37 [8] (0:12.37)
Average Speed [km/h]	48.0	58.9	56.7	57.0	57.6	62.4	63.4	58.2
Top Speed [km/h]	60.5	60.6	58.2	57.9	59.3	64.3	65.0	61.2
Avg. Dist. to Rail [m]	3.4	2.5	2.8	2.7	2.9	3.4	5.4	5.2
Avg. Stride Freq. [Hz]	2.1	2.2	2.2	2.2	2.2	2.3	2.4	2.3
Avg. Stride Length [m]	6.3	7.3	7.2	7.2	7.2	7.5	7.4	7.0



- [] Ranking at each section and finish
- .-.- No data available at this section
- NA No data available



Horse/Jockey Name	King Of Swing
Final Rank	9
Fastest Section Time (Section)	0:11.54 (400m)
Top Speed [km/h] (Section)	63.9 (400m)
Race State	Finished



Eagle Farm QLD Professional

Race 8: LADBROKES EASY FORM Class 1 Handicap - 1600m

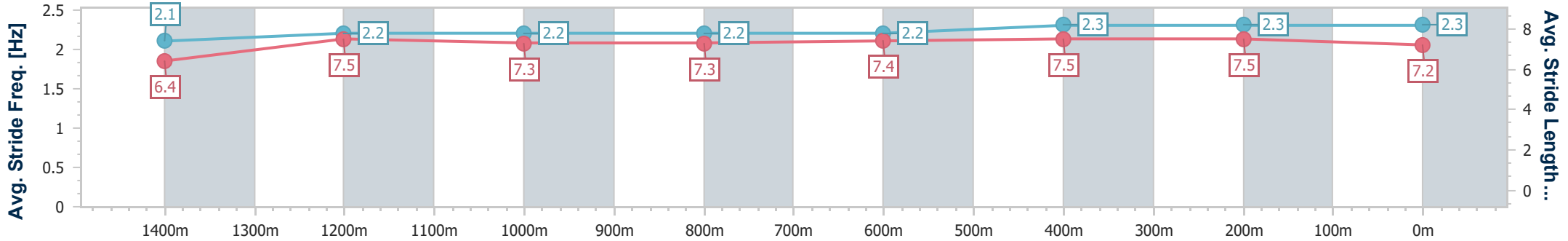
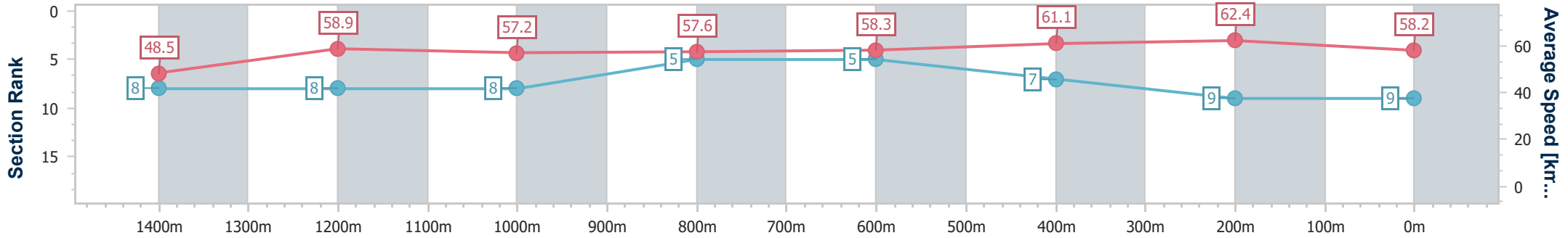
10 July 2024 - 16:36

Track Rating: Soft 7, Weather: Overcast, Rail Position: +11m Entire



BRISBANE RACING CLUB

Section	Overall	1400m	1200m	1000m	800m	600m	400m	200m
Section Times	1:40.95 [9] (0:14.91)	1:26.04 [8] (0:12.24)	1:13.80 [8] (0:12.66)	1:01.14 [8] (0:12.72)	0:48.42 [5] (0:12.54)	0:35.88 [5] (0:11.95)	0:23.93 [7] (0:11.54)	0:12.39 [9] (0:12.39)
Average Speed [km/h]	48.5	58.9	57.2	57.6	58.3	61.1	62.4	58.2
Top Speed [km/h]	59.0	59.9	58.2	58.7	59.5	62.8	63.9	61.4
Avg. Dist. to Rail [m]	3.2	3.3	3.4	3.8	3.5	3.3	6.5	9.2
Avg. Stride Freq. [Hz]	2.1	2.2	2.2	2.2	2.2	2.3	2.3	2.3
Avg. Stride Length [m]	6.4	7.5	7.3	7.3	7.4	7.5	7.5	7.2



- [] Ranking at each section and finish
- .-.- No data available at this section
- NA No data available



Horse/Jockey Name	Lissaro
Final Rank	10
Fastest Section Time (Section)	0:11.44 (400m)
Top Speed [km/h] (Section)	64.1 (400m)
Race State	Finished



Eagle Farm QLD Professional

Race 8: LADBROKES EASY FORM Class 1 Handicap - 1600m

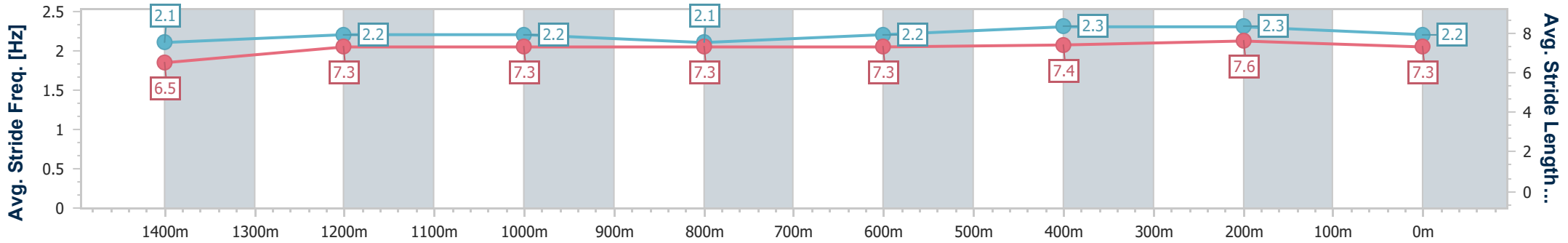
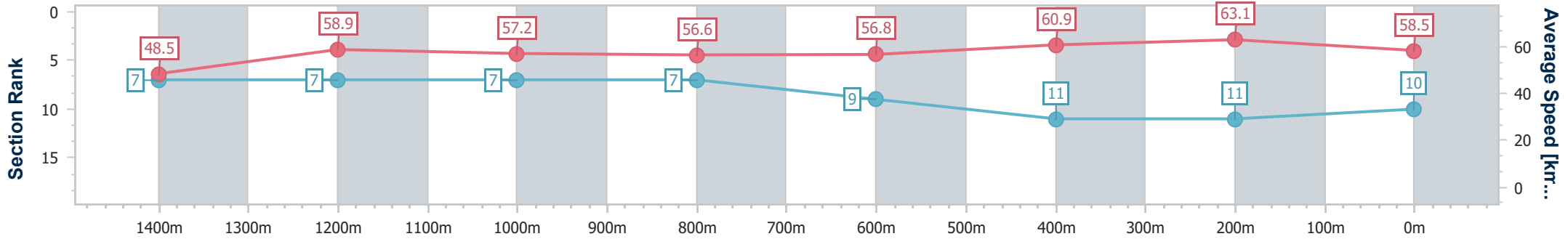
10 July 2024 - 16:36

Track Rating: Soft 7, Weather: Overcast, Rail Position: +11m Entire



BRISBANE RACING CLUB

Section	Overall	1400m	1200m	1000m	800m	600m	400m	200m
Section Times	1:40.95 [10] (0:14.87)	1:26.08 [7] (0:12.25)	1:13.83 [7] (0:12.62)	1:01.21 [7] (0:12.84)	0:48.37 [7] (0:12.80)	0:35.57 [9] (0:11.80)	0:23.77 [11] (0:11.44)	0:12.33 [11] (0:12.33)
Average Speed [km/h]	48.5	58.9	57.2	56.6	56.8	60.9	63.1	58.5
Top Speed [km/h]	60.3	59.9	58.1	57.3	58.7	63.7	64.1	61.8
Avg. Dist. to Rail [m]	2.3	1.1	1.6	2.2	1.6	0.6	2.7	3.7
Avg. Stride Freq. [Hz]	2.1	2.2	2.2	2.1	2.2	2.3	2.3	2.2
Avg. Stride Length [m]	6.5	7.3	7.3	7.3	7.3	7.4	7.6	7.3



- [] Ranking at each section and finish
- .-.- No data available at this section
- NA No data available



Horse/Jockey Name	El Kabong
Final Rank	11
Fastest Section Time (Section)	0:11.60 (400m)
Top Speed [km/h] (Section)	63.1 (400m)
Race State	Finished



Eagle Farm QLD Professional

Race 8: LADBROKES EASY FORM Class 1 Handicap - 1600m

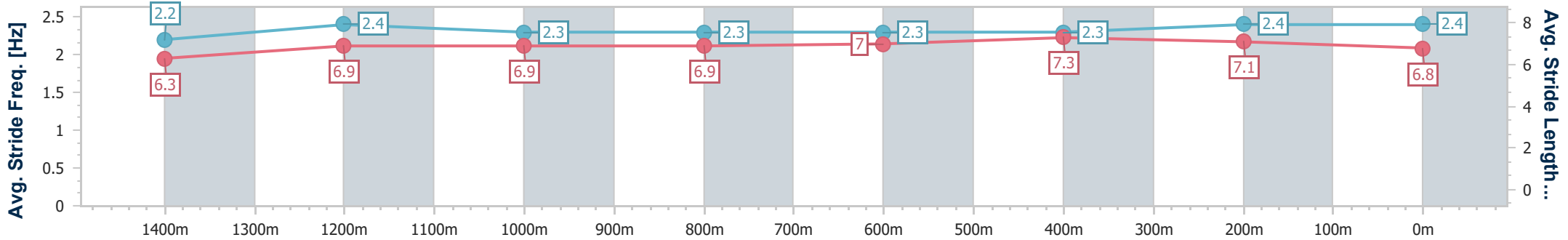
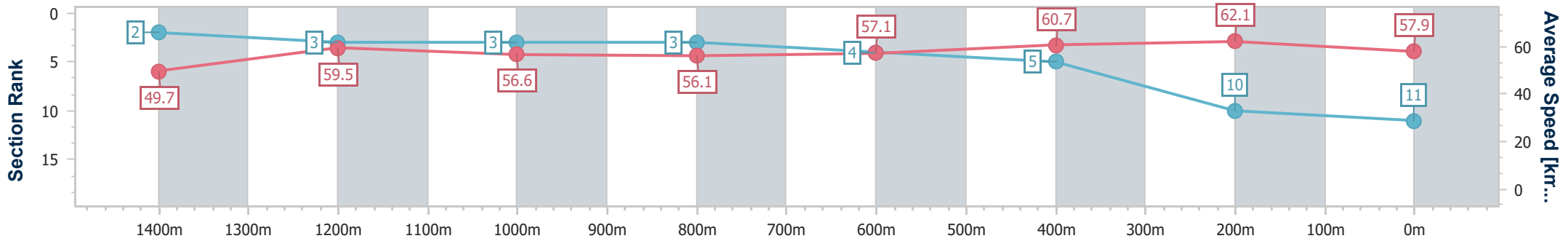
10 July 2024 - 16:36

Track Rating: Soft 7, Weather: Overcast, Rail Position: +11m Entire



BRISBANE RACING CLUB

Section	Overall	1400m	1200m	1000m	800m	600m	400m	200m
Section Times	1:40.96 [11] (0:14.51)	1:26.45 [2] (0:12.09)	1:14.36 [3] (0:12.77)	1:01.59 [3] (0:12.98)	0:48.61 [3] (0:12.70)	0:35.91 [4] (0:11.92)	0:23.99 [5] (0:11.60)	0:12.39 [10] (0:12.39)
Average Speed [km/h]	49.7	59.5	56.6	56.1	57.1	60.7	62.1	57.9
Top Speed [km/h]	61.5	62.0	57.7	56.6	58.8	62.8	63.1	61.2
Avg. Dist. to Rail [m]	1.9	1.7	1.9	2.2	1.3	1.1	2.2	3.1
Avg. Stride Freq. [Hz]	2.2	2.4	2.3	2.3	2.3	2.3	2.4	2.4
Avg. Stride Length [m]	6.3	6.9	6.9	6.9	7.0	7.3	7.1	6.8



- [] Ranking at each section and finish
- .-.- No data available at this section
- NA No data available



Horse/Jockey Name	Dark Tangent
Final Rank	12
Fastest Section Time (Section)	0:11.54 (400m)
Top Speed [km/h] (Section)	63.3 (400m)
Race State	Finished



Eagle Farm QLD Professional

Race 8: LADBROKES EASY FORM Class 1 Handicap - 1600m

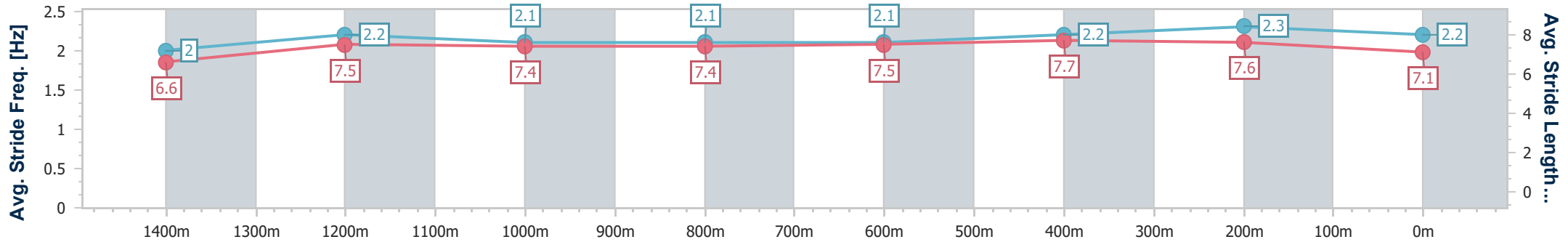
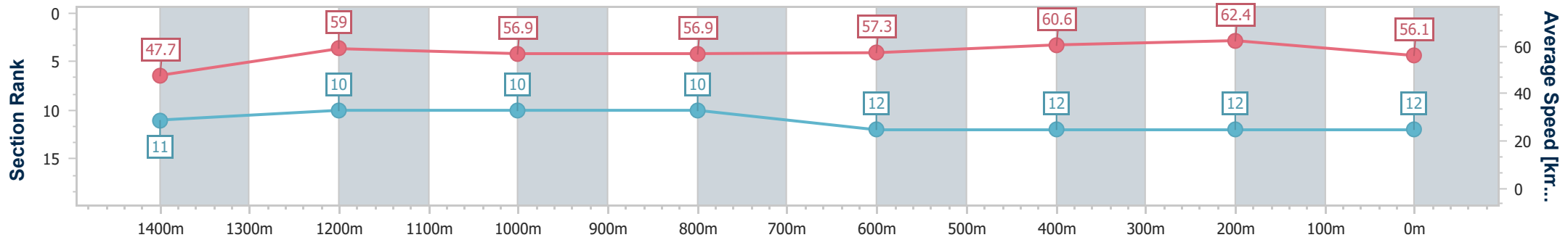
10 July 2024 - 16:36

Track Rating: Soft 7, Weather: Overcast, Rail Position: +11m Entire



BRISBANE RACING CLUB

Section	Overall	1400m	1200m	1000m	800m	600m	400m	200m
Section Times	1:41.84 [12] (0:15.13)	1:26.71 [11] (0:12.24)	1:14.47 [10] (0:12.68)	1:01.79 [10] (0:12.79)	0:49.00 [10] (0:12.73)	0:36.27 [12] (0:11.93)	0:24.34 [12] (0:11.54)	0:12.80 [12] (0:12.80)
Average Speed [km/h]	47.7	59.0	56.9	56.9	57.3	60.6	62.4	56.1
Top Speed [km/h]	60.0	60.1	58.1	57.8	58.8	62.8	63.3	60.0
Avg. Dist. to Rail [m]	1.5	2.0	2.2	2.6	2.2	0.8	2.4	3.2
Avg. Stride Freq. [Hz]	2.0	2.2	2.1	2.1	2.1	2.2	2.3	2.2
Avg. Stride Length [m]	6.6	7.5	7.4	7.4	7.5	7.7	7.6	7.1



- [] Ranking at each section and finish
- .-.-.- No data available at this section
- NA No data available