

Track Rating: Synthetic, Weather: Fine, Rail Position: True

Section		Field Times												
		Overall	1400m	1200m	1000m	800m	600m	400m	Last 600m					
		1:32.61 (0:10.29)	1:22.32 (0:11.79)	1:10.53 (0:11.63)	0:58.90 (0:11.54)	0:47.36 (0:11.80)	0:35.56 (0:11.78)	0:23.78 (0:11.80)	0:35.56					
Rank	TAB	Horse/Jockey	Barrier	Top Speed [km/h]	Fastest Section								Distance Travelled [m]	
1	1	BAUHAUS Scott Galloway	15	64.0 1200m	0:10.50 Overall	1:32.61 [1] (0:10.50)	1:22.11 [4] (0:11.90)	1:10.21 [3] (0:11.45)	0:58.76 [2] (0:11.57)	0:47.19 [2] (0:11.74)	0:35.45 [2] (0:11.75)	0:23.70 [2] (0:11.76)	0:35.45	
2	7	MISSAYTER Adin Thompson	6	65.3 800m	0:10.29 Overall	1:32.70 [2] (0:10.29)	1:22.41 [1] (0:12.28)	1:10.13 [5] (0:11.81)	0:58.32 [5] (0:11.56)	0:46.76 [5] (0:11.48)	0:35.28 [5] (0:11.57)	0:23.71 [3] (0:11.64)	0:35.28	+4
3	15	DELIBES Michael Cahill	2	63.6 800m	0:11.11 Overall	1:32.79 [3] (0:11.11)	1:21.68 [8] (0:11.69)	1:09.99 [7] (0:11.73)	0:58.26 [7] (0:11.59)	0:46.67 [6] (0:11.47)	0:35.20 [6] (0:11.64)	0:23.56 [6] (0:11.62)	0:35.20	-1
4	10	HELLUVA SOIREE Micheal Hellyer	13	65.5 800m	0:10.85 Overall	1:32.81 [4] (0:10.85)	1:21.96 [7] (0:12.06)	1:09.90 [8] (0:11.83)	0:58.07 [8] (0:11.65)	0:46.42 [8] (0:11.48)	0:34.94 [8] (0:11.66)	0:23.28 [7] (0:11.67)	0:34.94	+1
5	9	TANGO SPIRIT Kirk Matheson	10	63.2 1000m	0:10.36 Overall	1:33.24 [5] (0:10.36)	1:22.88 [3] (0:11.87)	1:11.01 [2] (0:11.84)	0:59.17 [3] (0:11.62)	0:47.55 [3] (0:11.68)	0:35.87 [3] (0:11.75)	0:24.12 [5] (0:11.74)	0:35.87	-3
6	6	LOOK AT ROSA Nozi Tomizawa	4	63.6 600m	0:10.66 Overall	1:33.32 [6] (0:10.66)	1:22.66 [6] (0:11.80)	1:10.86 [4] (0:11.75)	0:59.11 [4] (0:11.60)	0:47.51 [4] (0:11.58)	0:35.93 [4] (0:11.69)	0:24.24 [4] (0:11.92)	0:35.93	-7
7	16	VISCOUNT SYDNEY Corey Sutherland	8	63.2 800m	0:10.64 Overall	1:33.74 [7] (0:10.64)	1:23.10 [5] (0:12.04)	1:11.06 [6] (0:11.82)	0:59.24 [6] (0:11.68)	0:47.56 [7] (0:11.66)	0:35.90 [7] (0:11.92)	0:23.98 [8] (0:11.87)	0:35.90	+3
8	5	BETTER THAN ANYONE Casey Waddell	1	63.5 1000m	0:10.30 Overall	1:34.50 [8] (0:10.30)	1:24.20 [2] (0:11.78)	1:12.42 [1] (0:11.63)	1:00.79 [1] (0:11.54)	0:49.25 [1] (0:11.80)	0:37.45 [1] (0:11.78)	0:25.67 [1] (0:12.34)	0:37.45	-7

Scratched: Trapeze Flyer (#14), Dee Stormed (#2), Twilight Sparkle (#11), Smokin Match (#3), Vermilion Kirin (#4), Ready To Mingle (#8), Ranger Enjay (#13), A Royal Sort (#12)



Aquis Park Gold Coast Poly QLD Professional

Race 1: HUM ENERGY Maiden Plate - 1540m

13 July 2024 - 12:38



Track Rating: Synthetic, Weather: Fine, Rail Position: True

Section				200m				Last 600m	
Field Times				0:11.98 (0:11.98)				0:35.56	
Rank	TAB	Horse/Jockey	Barrier	Top Speed [km/h]	Fastest Section	Margin			Distance Travelled [m]
1	1	BAUHAUS Scott Galloway	15	64.0 1200m	0:10.50 Overall	0:11.94 [2] (0:11.94)	1:32.61		0:35.45
2	7	MISSAYTER Adin Thompson	6	65.3 800m	0:10.29 Overall	0:12.07 [1] (0:12.07)	0.5L		0:35.28 +4
3	15	DELIBES Michael Cahill	2	63.6 800m	0:11.11 Overall	0:11.94 [3] (0:11.94)	1L		0:35.20 -1
4	10	HELLUVA SOIREE Micheal Hellyer	13	65.5 800m	0:10.85 Overall	0:11.61 [7] (0:11.61)	1.1L		0:34.94 +1
5	9	TANGO SPIRIT Kirk Matheson	10	63.2 1000m	0:10.36 Overall	0:12.38 [4] (0:12.38)	3.6L		0:35.87 -3
6	6	LOOK AT ROSA Nozi Tomizawa	4	63.6 600m	0:10.66 Overall	0:12.32 [5] (0:12.32)	4L		0:35.93 -7
7	16	VISCOUNT SYDNEY Corey Sutherland	8	63.2 800m	0:10.64 Overall	0:12.11 [8] (0:12.11)	6.3L		0:35.90 +3
8	5	BETTER THAN ANYONE Casey Waddell	1	63.5 1000m	0:10.30 Overall	0:13.33 [6] (0:13.33)	10.6L		0:37.45 -7

Scratched: Trapeze Flyer (#14), Dee Stormed (#2), Twilight Sparkle (#11), Smokin Match (#3), Vermilion Kirin (#4), Ready To Mingle (#8), Ranger Enjay (#13), A Royal Sort (#12)

[] Ranking at each section and finish
 -:-:- No data available at this section
 NA No data available

SCN Saddle cloth number
 DNF Did not finish
 DNT Did not track



Horse/Jockey Name	Bauhaus
Final Rank	1
Fastest Section Time (Section)	0:10.50 (Overall)
Top Speed [km/h] (Section)	64.0 (1200m)
Race State	Finished



Aquis Park Gold Coast Poly QLD Professional

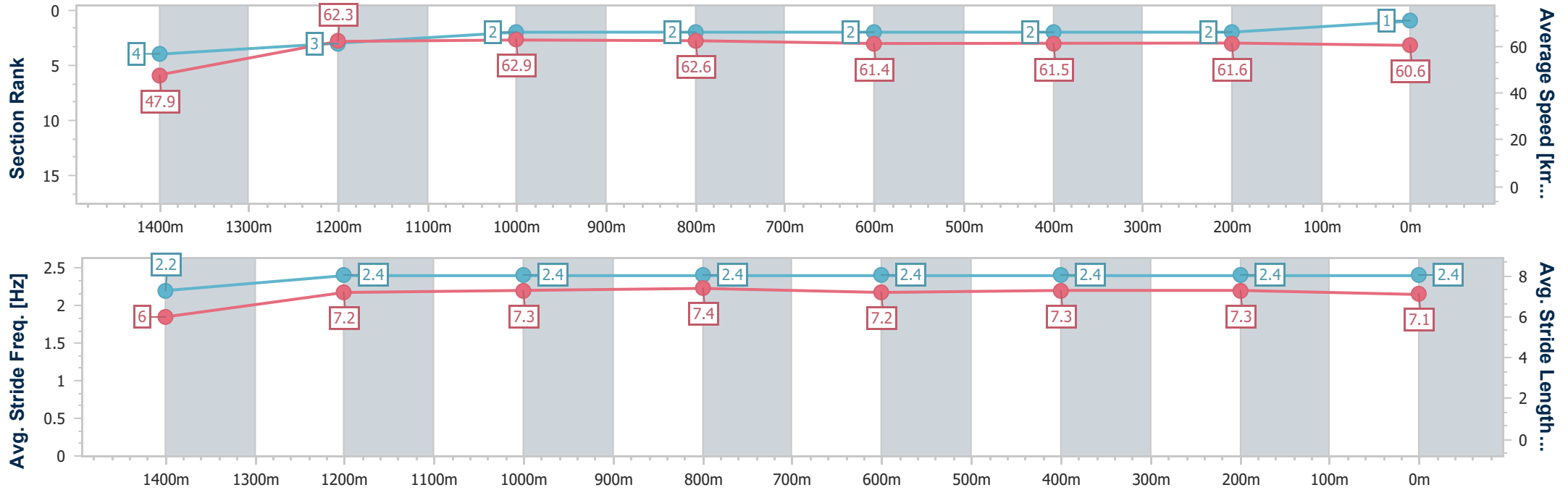
Race 1: HUM ENERGY Maiden Plate - 1540m

13 July 2024 - 12:38

Track Rating: Synthetic, Weather: Fine, Rail Position: True



Section	Overall	1400m	1200m	1000m	800m	600m	400m	200m
Section Times	1:32.61 [1] (0:10.50)	1:22.11 [4] (0:11.90)	1:10.21 [3] (0:11.45)	0:58.76 [2] (0:11.57)	0:47.19 [2] (0:11.74)	0:35.45 [2] (0:11.75)	0:23.70 [2] (0:11.76)	0:11.94 [2] (0:11.94)
Average Speed [km/h]	47.9	62.3	62.9	62.6	61.4	61.5	61.6	60.6
Top Speed [km/h]	62.9	63.3	64.0	63.5	62.8	62.7	62.1	61.7
Avg. Dist. to Rail [m]	8.9	3.7	1.7	1.4	0.9	1.1	1.0	0.8
Avg. Stride Freq. [Hz]	2.2	2.4	2.4	2.4	2.4	2.4	2.4	2.4
Avg. Stride Length [m]	6.0	7.2	7.3	7.4	7.2	7.3	7.3	7.1



- [] Ranking at each section and finish
- .-.- No data available at this section
- NA No data available



Horse/Jockey Name	Missayter
Final Rank	2
Fastest Section Time (Section)	0:10.29 (Overall)
Top Speed [km/h] (Section)	65.3 (800m)
Race State	Finished



Aquis Park Gold Coast Poly QLD Professional

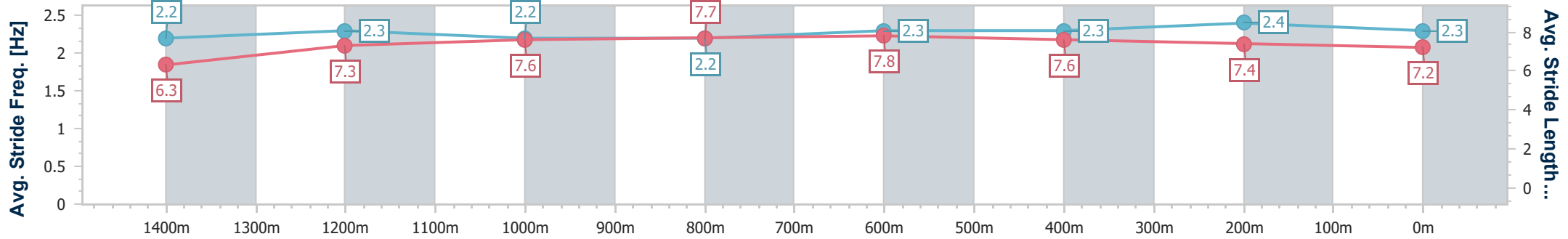
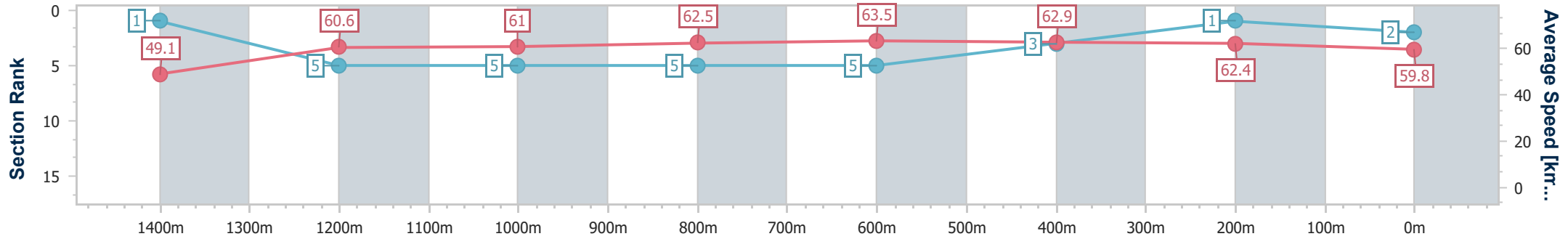
Race 1: HUM ENERGY Maiden Plate - 1540m

13 July 2024 - 12:38

Track Rating: Synthetic, Weather: Fine, Rail Position: True



Section	Overall	1400m	1200m	1000m	800m	600m	400m	200m
Section Times	1:32.70 [2] (0:10.29)	1:22.41 [1] (0:12.28)	1:10.13 [5] (0:11.81)	0:58.32 [5] (0:11.56)	0:46.76 [5] (0:11.48)	0:35.28 [5] (0:11.57)	0:23.71 [3] (0:11.64)	0:12.07 [1] (0:12.07)
Average Speed [km/h]	49.1	60.6	61.0	62.5	63.5	62.9	62.4	59.8
Top Speed [km/h]	61.1	61.2	61.6	63.6	65.3	64.7	63.9	61.2
Avg. Dist. to Rail [m]	6.8	3.9	2.9	2.0	2.2	2.7	3.2	3.5
Avg. Stride Freq. [Hz]	2.2	2.3	2.2	2.2	2.3	2.3	2.4	2.3
Avg. Stride Length [m]	6.3	7.3	7.6	7.7	7.8	7.6	7.4	7.2



- [] Ranking at each section and finish
- .-.- No data available at this section
- NA No data available



Horse/Jockey Name	Delibes
Final Rank	3
Fastest Section Time (Section)	0:11.11 (Overall)
Top Speed [km/h] (Section)	63.6 (800m)
Race State	Finished



Aquis Park Gold Coast Poly QLD Professional

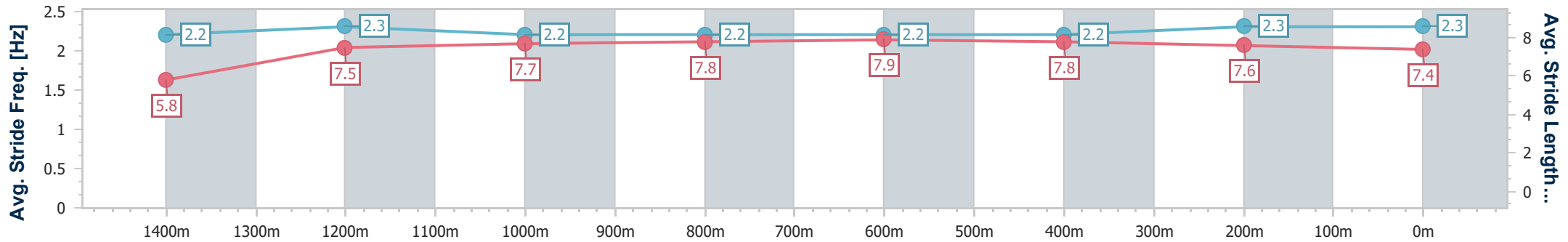
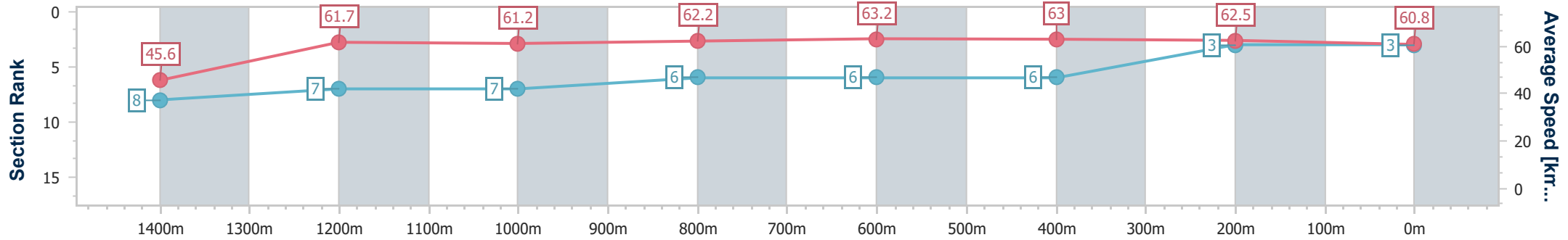
Race 1: HUM ENERGY Maiden Plate - 1540m

13 July 2024 - 12:38

Track Rating: Synthetic, Weather: Fine, Rail Position: True



Section	Overall	1400m	1200m	1000m	800m	600m	400m	200m
Section Times	1:32.79 [3] (0:11.11)	1:21.68 [8] (0:11.69)	1:09.99 [7] (0:11.73)	0:58.26 [7] (0:11.59)	0:46.67 [6] (0:11.47)	0:35.20 [6] (0:11.64)	0:23.56 [6] (0:11.62)	0:11.94 [3] (0:11.94)
Average Speed [km/h]	45.6	61.7	61.2	62.2	63.2	63.0	62.5	60.8
Top Speed [km/h]	62.3	63.2	62.2	62.6	63.6	63.6	63.5	62.6
Avg. Dist. to Rail [m]	3.1	0.2	0.3	0.3	1.1	3.0	5.5	5.6
Avg. Stride Freq. [Hz]	2.2	2.3	2.2	2.2	2.2	2.2	2.3	2.3
Avg. Stride Length [m]	5.8	7.5	7.7	7.8	7.9	7.8	7.6	7.4



- [] Ranking at each section and finish
- .-.- No data available at this section
- NA No data available



Horse/Jockey Name	Helluva Soiree
Final Rank	4
Fastest Section Time (Section)	0:10.85 (Overall)
Top Speed [km/h] (Section)	65.5 (800m)
Race State	Finished



Aquis Park Gold Coast Poly QLD Professional

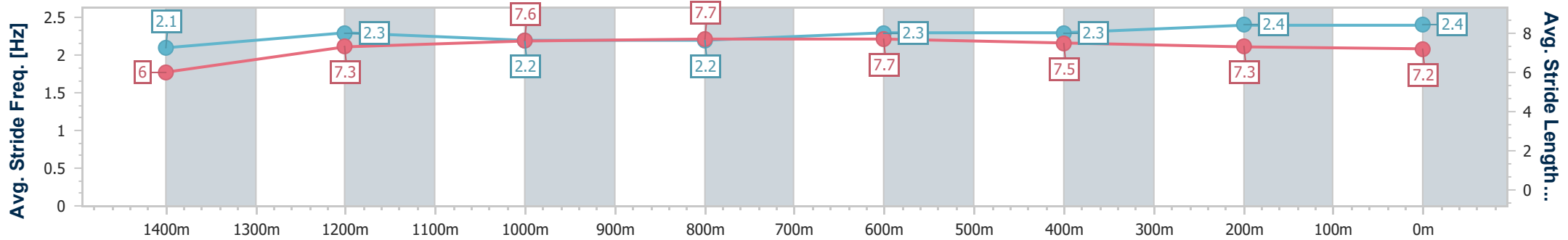
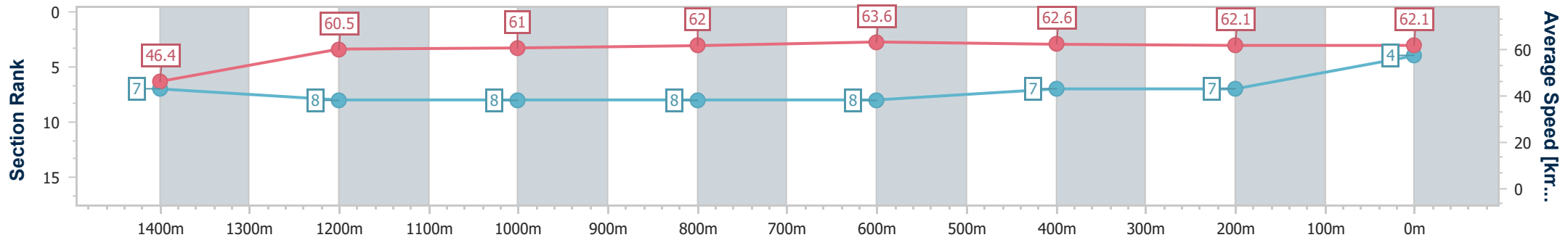
Race 1: HUM ENERGY Maiden Plate - 1540m

13 July 2024 - 12:38

Track Rating: Synthetic, Weather: Fine, Rail Position: True



Section	Overall	1400m	1200m	1000m	800m	600m	400m	200m					
Section Times	1:32.81 [4] (0:10.85)	1:21.96 [7] (0:12.06)	1:09.90 [8] (0:11.83)	0:58.07 [8] (0:11.65)	0:46.42 [8] (0:11.48)	0:34.94 [8] (0:11.66)	0:23.28 [7] (0:11.67)	0:11.61 [7] (0:11.61)					
Average Speed [km/h]	46.4	60.5	61.0	62.0	63.6	62.6	62.1	62.1					
Top Speed [km/h]	61.9	61.9	61.4	62.9	65.5	65.4	63.8	62.8					
Avg. Dist. to Rail [m]	6.9	1.8	1.9	1.9	2.4	3.1	4.9	7.2					
Avg. Stride Freq. [Hz]	2.1	2.3	2.2	2.2	2.3	2.3	2.4	2.4					
Avg. Stride Length [m]	6.0	7.3	7.6	7.7	7.7	7.5	7.3	7.2					



- [] Ranking at each section and finish
- .-.- No data available at this section
- NA No data available



Horse/Jockey Name	Tango Spirit
Final Rank	5
Fastest Section Time (Section)	0:10.36 (Overall)
Top Speed [km/h] (Section)	63.2 (1000m)
Race State	Finished



Aquis Park Gold Coast Poly QLD Professional

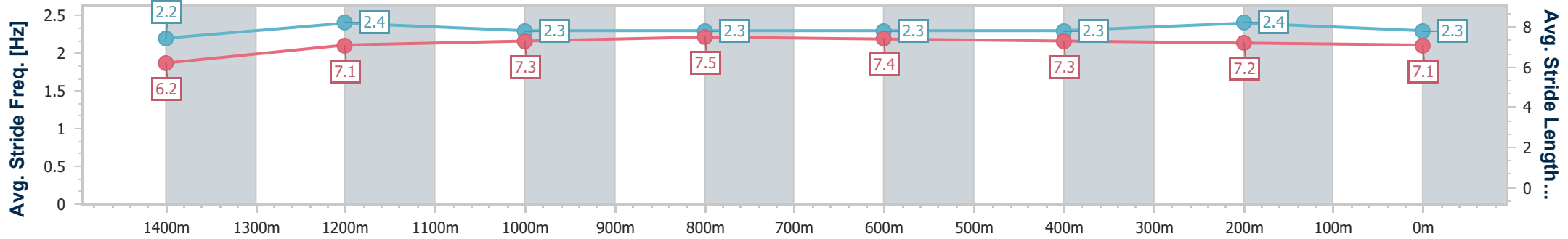
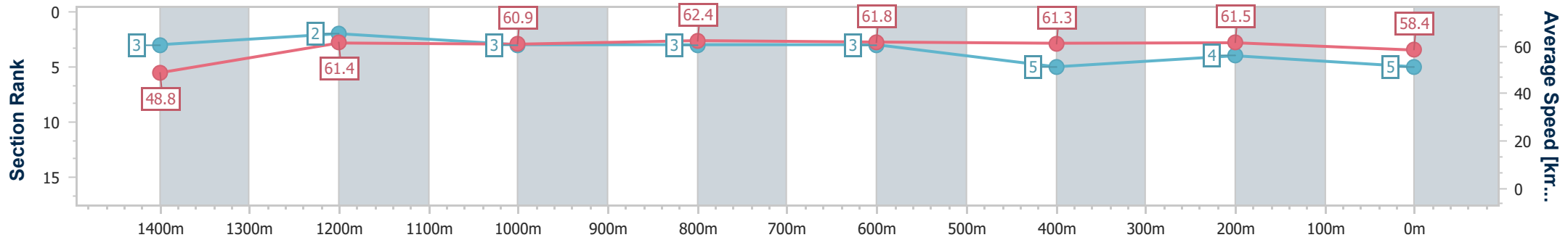
Race 1: HUM ENERGY Maiden Plate - 1540m

13 July 2024 - 12:38

Track Rating: Synthetic, Weather: Fine, Rail Position: True



Section	Overall	1400m	1200m	1000m	800m	600m	400m	200m
Section Times	1:33.24 [5] (0:10.36)	1:22.88 [3] (0:11.87)	1:11.01 [2] (0:11.84)	0:59.17 [3] (0:11.62)	0:47.55 [3] (0:11.68)	0:35.87 [3] (0:11.75)	0:24.12 [5] (0:11.74)	0:12.38 [4] (0:12.38)
Average Speed [km/h]	48.8	61.4	60.9	62.4	61.8	61.3	61.5	58.4
Top Speed [km/h]	62.7	62.8	61.5	63.2	62.8	62.6	62.4	60.7
Avg. Dist. to Rail [m]	6.4	2.0	2.2	2.3	1.2	0.3	2.7	4.4
Avg. Stride Freq. [Hz]	2.2	2.4	2.3	2.3	2.3	2.3	2.4	2.3
Avg. Stride Length [m]	6.2	7.1	7.3	7.5	7.4	7.3	7.2	7.1



- [] Ranking at each section and finish
- .-.- No data available at this section
- NA No data available



Horse/Jockey Name	Look At Rosa
Final Rank	6
Fastest Section Time (Section)	0:10.66 (Overall)
Top Speed [km/h] (Section)	63.6 (600m)
Race State	Finished



Aquis Park Gold Coast Poly QLD Professional

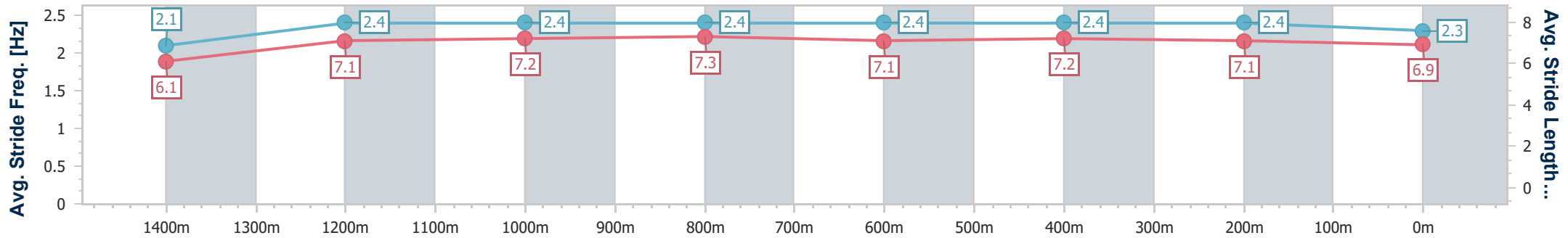
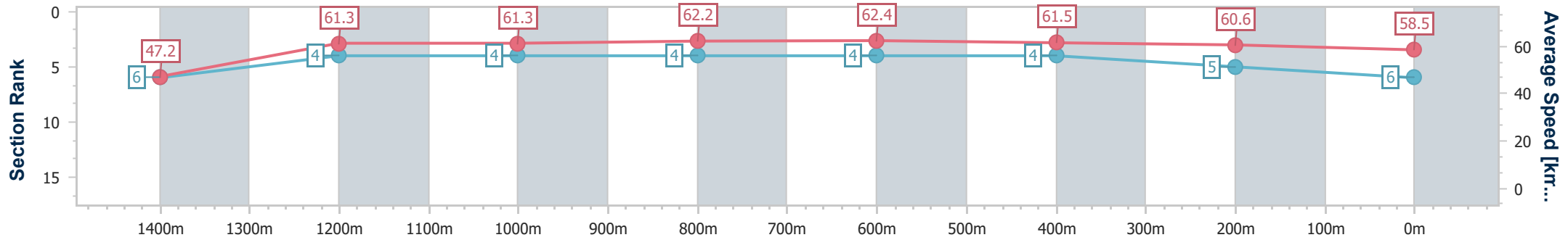
Race 1: HUM ENERGY Maiden Plate - 1540m

13 July 2024 - 12:38

Track Rating: Synthetic, Weather: Fine, Rail Position: True



Section	Overall	1400m	1200m	1000m	800m	600m	400m	200m
Section Times	1:33.32 [6] (0:10.66)	1:22.66 [6] (0:11.80)	1:10.86 [4] (0:11.75)	0:59.11 [4] (0:11.60)	0:47.51 [4] (0:11.58)	0:35.93 [4] (0:11.69)	0:24.24 [4] (0:11.92)	0:12.32 [5] (0:12.32)
Average Speed [km/h]	47.2	61.3	61.3	62.2	62.4	61.5	60.6	58.5
Top Speed [km/h]	62.4	62.4	62.3	63.4	63.0	63.6	61.1	59.9
Avg. Dist. to Rail [m]	3.9	0.6	0.5	0.4	0.4	0.4	0.7	1.8
Avg. Stride Freq. [Hz]	2.1	2.4	2.4	2.4	2.4	2.4	2.4	2.3
Avg. Stride Length [m]	6.1	7.1	7.2	7.3	7.1	7.2	7.1	6.9



- [] Ranking at each section and finish
- .-.- No data available at this section
- NA No data available



Horse/Jockey Name	Viscount Sydney
Final Rank	7
Fastest Section Time (Section)	0:10.64 (Overall)
Top Speed [km/h] (Section)	63.2 (800m)
Race State	Finished



Aquis Park Gold Coast Poly QLD Professional

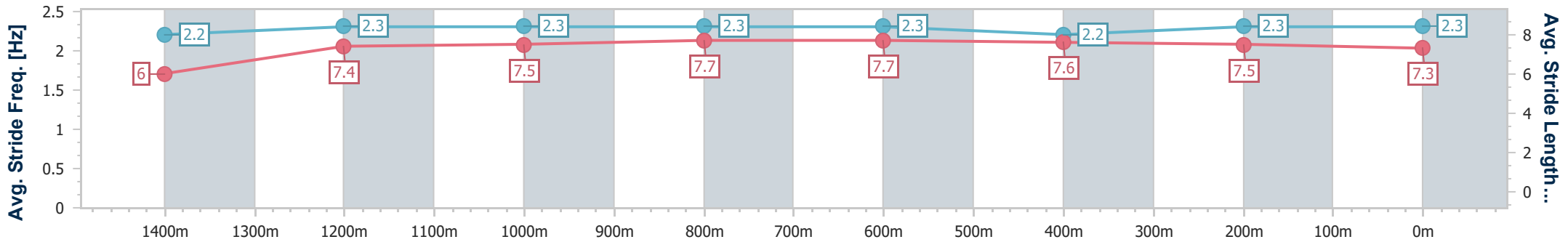
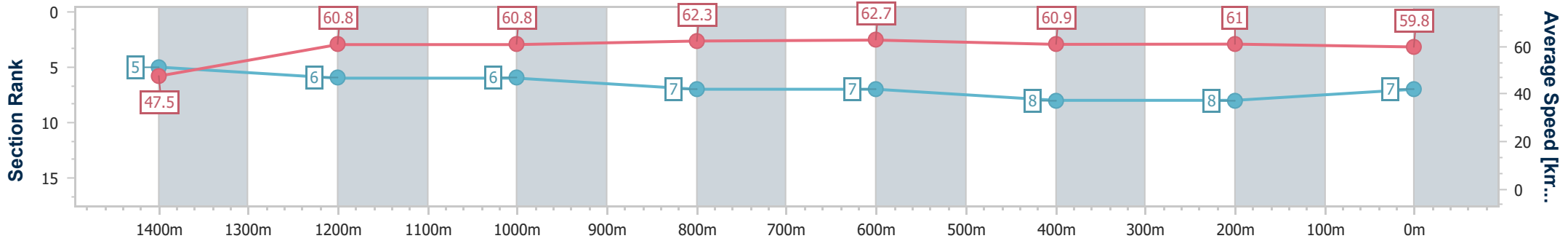
Race 1: HUM ENERGY Maiden Plate - 1540m

13 July 2024 - 12:38

Track Rating: Synthetic, Weather: Fine, Rail Position: True



Section	Overall	1400m	1200m	1000m	800m	600m	400m	200m
Section Times	1:33.74 [7] (0:10.64)	1:23.10 [5] (0:12.04)	1:11.06 [6] (0:11.82)	0:59.24 [6] (0:11.68)	0:47.56 [7] (0:11.66)	0:35.90 [7] (0:11.92)	0:23.98 [8] (0:11.87)	0:12.11 [8] (0:12.11)
Average Speed [km/h]	47.5	60.8	60.8	62.3	62.7	60.9	61.0	59.8
Top Speed [km/h]	61.3	61.5	61.9	63.0	63.2	62.0	62.0	61.2
Avg. Dist. to Rail [m]	5.8	2.1	2.6	2.9	3.2	2.2	3.2	6.6
Avg. Stride Freq. [Hz]	2.2	2.3	2.3	2.3	2.3	2.2	2.3	2.3
Avg. Stride Length [m]	6.0	7.4	7.5	7.7	7.7	7.6	7.5	7.3



- [] Ranking at each section and finish
- .-.- No data available at this section
- NA No data available



Horse/Jockey Name	Better Than Anyone
Final Rank	8
Fastest Section Time (Section)	0:10.30 (Overall)
Top Speed [km/h] (Section)	63.5 (1000m)
Race State	Finished



Aquis Park Gold Coast Poly QLD Professional

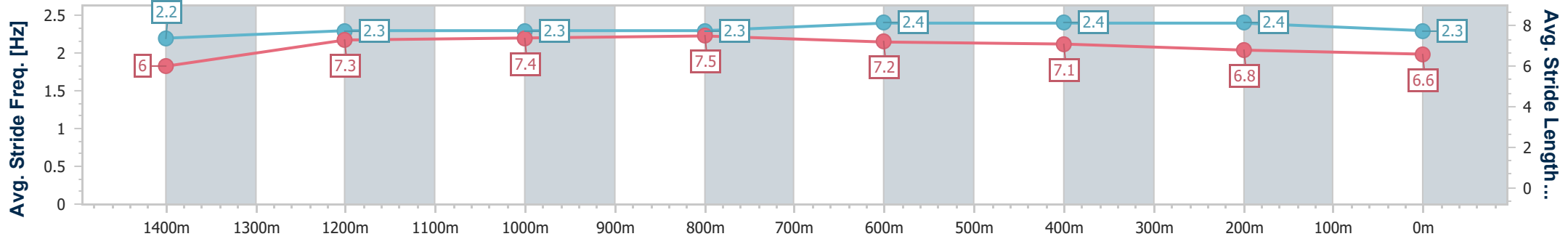
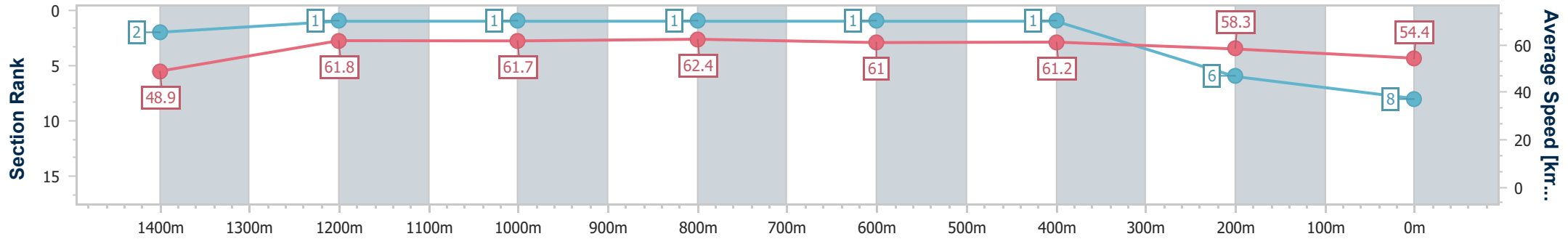
Race 1: HUM ENERGY Maiden Plate - 1540m

13 July 2024 - 12:38

Track Rating: Synthetic, Weather: Fine, Rail Position: True



Section	Overall	1400m	1200m	1000m	800m	600m	400m	200m
Section Times	1:34.50 [8] (0:10.30)	1:24.20 [2] (0:11.78)	1:12.42 [1] (0:11.63)	1:00.79 [1] (0:11.54)	0:49.25 [1] (0:11.80)	0:37.45 [1] (0:11.78)	0:25.67 [1] (0:12.34)	0:13.33 [6] (0:13.33)
Average Speed [km/h]	48.9	61.8	61.7	62.4	61.0	61.2	58.3	54.4
Top Speed [km/h]	62.5	62.9	63.0	63.5	61.8	61.8	60.8	56.8
Avg. Dist. to Rail [m]	2.8	1.2	0.3	0.3	0.3	0.4	2.0	4.0
Avg. Stride Freq. [Hz]	2.2	2.3	2.3	2.3	2.4	2.4	2.4	2.3
Avg. Stride Length [m]	6.0	7.3	7.4	7.5	7.2	7.1	6.8	6.6



- [] Ranking at each section and finish
- .-.-.- No data available at this section
- NA No data available



Aquis Park Gold Coast Poly QLD Professional

Race 2: MARSH ADVANTAGE INSURANCE BENCHMARK 58 Handicap - 1050m

13 July 2024 - 13:05



Track Rating: Synthetic, Weather: Fine, Rail Position: True

Section													Last 600m	
Field Times		Overall	1000m	800m	600m	400m	200m						0:34.58	
		1:00.91 (0:04.62)	0:56.29 (0:10.96)	0:45.33 (0:10.75)	0:34.58 (0:11.27)	0:23.31 (0:11.49)	0:11.82 (0:11.82)							
Rank	TAB	Horse/Jockey	Barrier	Top Speed [km/h]	Fastest Section	Overall	1000m	800m	600m	400m	200m	Margin	Distance Travelled [m]	
1	10	VELVET Casey Waddell	7	69.7	0:04.62	1:00.91 [1] (0:04.62)	0:56.29 [1] (0:11.21)	0:45.08 [5] (0:10.83)	0:34.25 [4] (0:11.38)	0:22.87 [5] (0:11.22)	0:11.65 [4] (0:11.65)	1:00.91	0:34.25	
2	1	MY DOG DIESEL Corey Sutherland	4	68.4	0:04.80	1:00.95 [2] (0:04.80)	0:56.15 [4] (0:11.08)	0:45.07 [6] (0:10.86)	0:34.21 [5] (0:11.19)	0:23.02 [4] (0:11.43)	0:11.59 [5] (0:11.59)	0.2L	0:34.21 -8	
3	2	ON MERIT Jai Williams	10	70.3	0:04.87	1:01.14 [3] (0:04.87)	0:56.27 [7] (0:10.84)	0:45.43 [3] (0:10.68)	0:34.75 [3] (0:11.29)	0:23.46 [3] (0:11.41)	0:12.05 [1] (0:12.05)	1.2L	0:34.75 -4	
4	8	LES GIRLS Andrew Spinks	6	69.7	0:04.75	1:01.17 [4] (0:04.75)	0:56.42 [3] (0:11.31)	0:45.11 [7] (0:10.84)	0:34.27 [7] (0:11.26)	0:23.01 [6] (0:11.22)	0:11.79 [6] (0:11.79)	1.4L	0:34.27 +3	
5	9	MY GIRONA Micheal Hellyer	2	69.9	0:05.21	1:01.35 [5] (0:05.21)	0:56.14 [9] (0:11.09)	0:45.05 [10] (0:10.72)	0:34.33 [9] (0:11.30)	0:23.03 [9] (0:11.45)	0:11.58 [8] (0:11.58)	2.4L	0:34.33 -8	
6	3	BREMERS Scott Galloway	3	68.6	0:04.92	1:01.52 [6] (0:04.92)	0:56.60 [8] (0:11.16)	0:45.44 [8] (0:10.84)	0:34.60 [8] (0:11.34)	0:23.26 [8] (0:11.44)	0:11.82 [7] (0:11.82)	3.2L	0:34.60 -8	
7	4	EUPHRATES DREAM Dan McGillivray	1	70.4	0:04.84	1:01.59 [7] (0:04.84)	0:56.75 [6] (0:10.86)	0:45.89 [2] (0:10.63)	0:35.26 [1] (0:11.27)	0:23.99 [1] (0:11.65)	0:12.34 [3] (0:12.34)	3.5L	0:35.26 -13	
8	5	KERNEL BOOM Kirk Matheson	9	70.4	0:04.73	1:01.62 [8] (0:04.73)	0:56.89 [2] (0:10.85)	0:46.04 [1] (0:10.76)	0:35.28 [2] (0:11.29)	0:23.99 [2] (0:11.60)	0:12.39 [2] (0:12.39)	3.6L	0:35.28 -4	
9	7	RUBYDOO Michael Cahill	5	68.7	0:04.83	1:02.05 [9] (0:04.83)	0:57.22 [5] (0:10.98)	0:46.24 [4] (0:10.94)	0:35.30 [6] (0:11.47)	0:23.83 [7] (0:11.66)	0:12.17 [9] (0:12.17)	6.1L	0:35.30 -4	
10	11	TAMSIN Amy Graham	11	71.1	0:05.31	1:02.50 [10] (0:05.31)	0:57.19 [10] (0:10.94)	0:46.25 [9] (0:10.83)	0:35.42 [10] (0:11.29)	0:24.13 [10] (0:11.73)	0:12.40 [10] (0:12.40)	8.6L	0:35.42 +1	

Scratched: Chase The Sun (#12), Veloce Meteor (#6)



Horse/Jockey Name	Velvet
Final Rank	1
Fastest Section Time (Section)	0:04.62 (Overall)
Top Speed [km/h] (Section)	69.7 (800m)
Race State	Finished



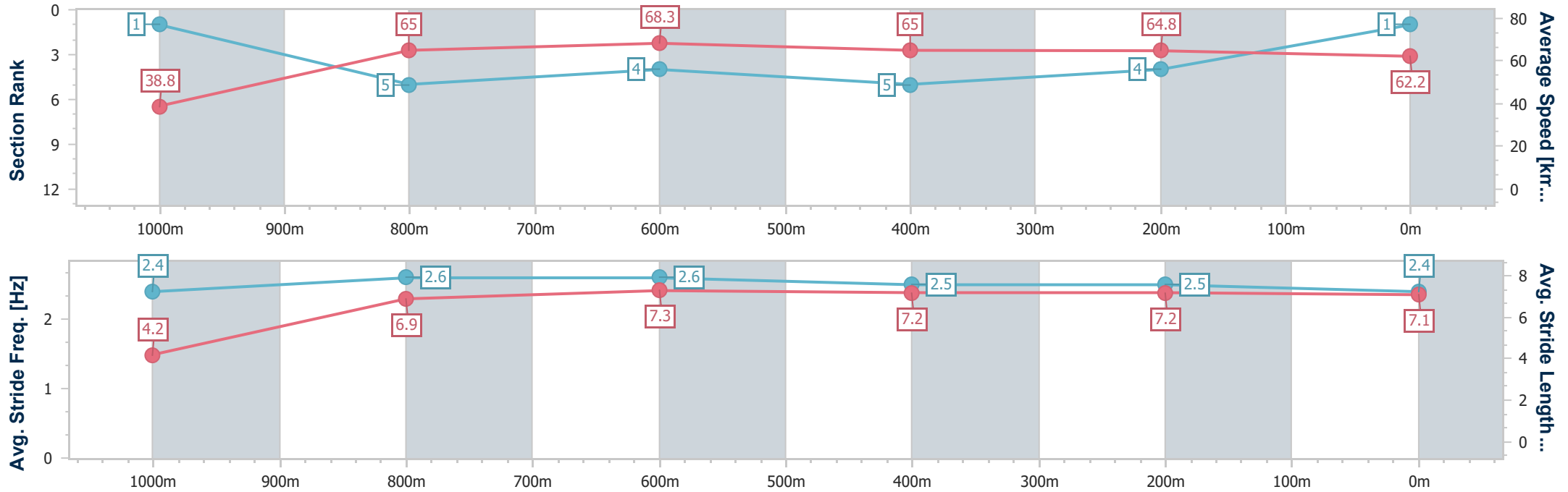
Aquis Park Gold Coast Poly QLD Professional
 Race 2: MARSH ADVANTAGE INSURANCE BENCHMARK 58
 Handicap - 1050m



13 July 2024 - 13:05

Track Rating: Synthetic, Weather: Fine, Rail Position: True

Section	Overall	1000m	800m	600m	400m	200m
Section Times	1:00.91 [1] (0:04.62)	0:56.29 [1] (0:11.21)	0:45.08 [5] (0:10.83)	0:34.25 [4] (0:11.38)	0:22.87 [5] (0:11.22)	0:11.65 [4] (0:11.65)
Average Speed [km/h]	38.8	65.0	68.3	65.0	64.8	62.2
Top Speed [km/h]	55.5	67.7	69.7	68.0	65.6	64.9
Avg. Dist. to Rail [m]	6.4	5.1	4.6	5.0	5.1	5.8
Avg. Stride Freq. [Hz]	2.4	2.6	2.6	2.5	2.5	2.4
Avg. Stride Length [m]	4.2	6.9	7.3	7.2	7.2	7.1



- [] Ranking at each section and finish
- .-.- No data available at this section
- NA No data available



Horse/Jockey Name	My Dog Diesel
Final Rank	2
Fastest Section Time (Section)	0:04.80 (Overall)
Top Speed [km/h] (Section)	68.4 (1000m)
Race State	Finished

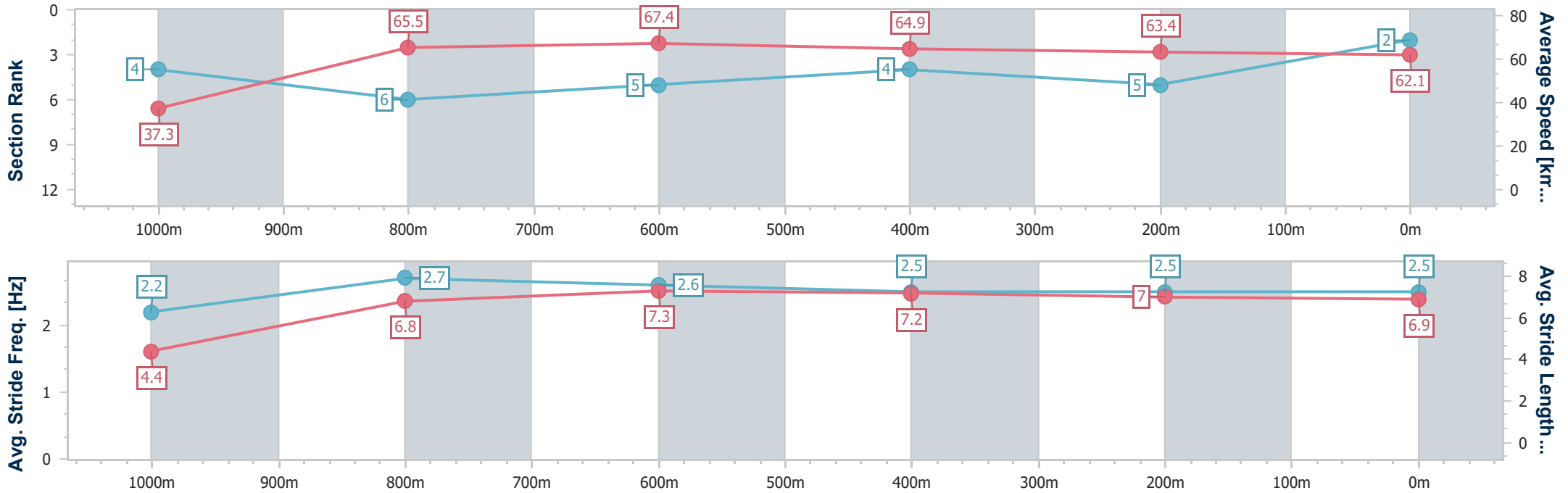


Aquis Park Gold Coast Poly QLD Professional
 Race 2: MARSH ADVANTAGE INSURANCE BENCHMARK 58
 Handicap - 1050m
 13 July 2024 - 13:05



Track Rating: Synthetic, Weather: Fine, Rail Position: True

Section	Overall	1000m	800m	600m	400m	200m
Section Times	1:00.95 [2] (0:04.80)	0:56.15 [4] (0:11.08)	0:45.07 [6] (0:10.86)	0:34.21 [5] (0:11.19)	0:23.02 [4] (0:11.43)	0:11.59 [5] (0:11.59)
Average Speed [km/h]	37.3	65.5	67.4	64.9	63.4	62.1
Top Speed [km/h]	56.2	68.4	68.0	67.7	63.9	64.3
Avg. Dist. to Rail [m]	2.9	2.8	2.6	2.2	3.9	5.9
Avg. Stride Freq. [Hz]	2.2	2.7	2.6	2.5	2.5	2.5
Avg. Stride Length [m]	4.4	6.8	7.3	7.2	7.0	6.9



- [] Ranking at each section and finish
- .-.- No data available at this section
- NA No data available



Horse/Jockey Name	On Merit
Final Rank	3
Fastest Section Time (Section)	0:04.87 (Overall)
Top Speed [km/h] (Section)	70.3 (1000m)
Race State	Finished

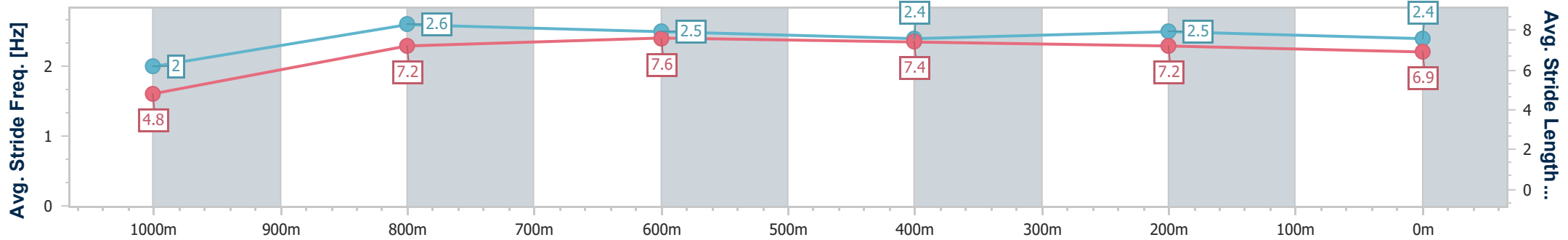
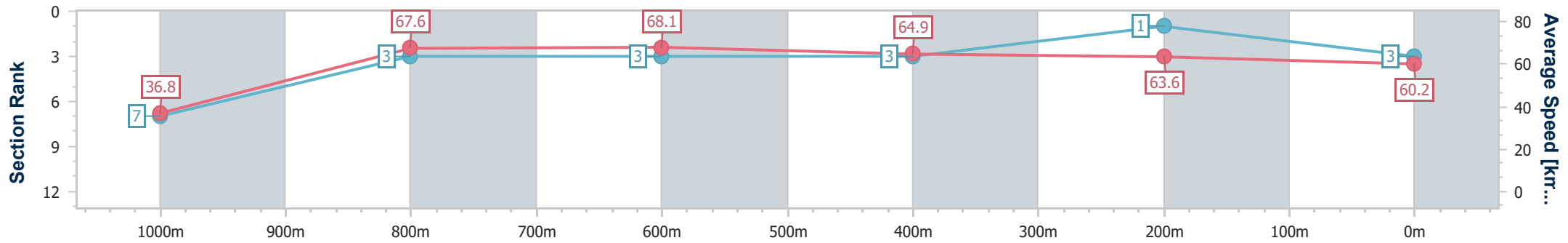


Aquis Park Gold Coast Poly QLD Professional
 Race 2: MARSH ADVANTAGE INSURANCE BENCHMARK 58
 Handicap - 1050m
 13 July 2024 - 13:05



Track Rating: Synthetic, Weather: Fine, Rail Position: True

Section	Overall	1000m	800m	600m	400m	200m
Section Times	1:01.14 [3] (0:04.87)	0:56.27 [7] (0:10.84)	0:45.43 [3] (0:10.68)	0:34.75 [3] (0:11.29)	0:23.46 [3] (0:11.41)	0:12.05 [1] (0:12.05)
Average Speed [km/h]	36.8	67.6	68.1	64.9	63.6	60.2
Top Speed [km/h]	57.9	70.3	69.3	67.2	64.5	62.7
Avg. Dist. to Rail [m]	8.9	7.0	1.8	3.3	3.7	0.9
Avg. Stride Freq. [Hz]	2.0	2.6	2.5	2.4	2.5	2.4
Avg. Stride Length [m]	4.8	7.2	7.6	7.4	7.2	6.9



- [] Ranking at each section and finish
- .-.- No data available at this section
- NA No data available



Horse/Jockey Name	Les Girls
Final Rank	4
Fastest Section Time (Section)	0:04.75 (Overall)
Top Speed [km/h] (Section)	69.7 (800m)
Race State	Finished



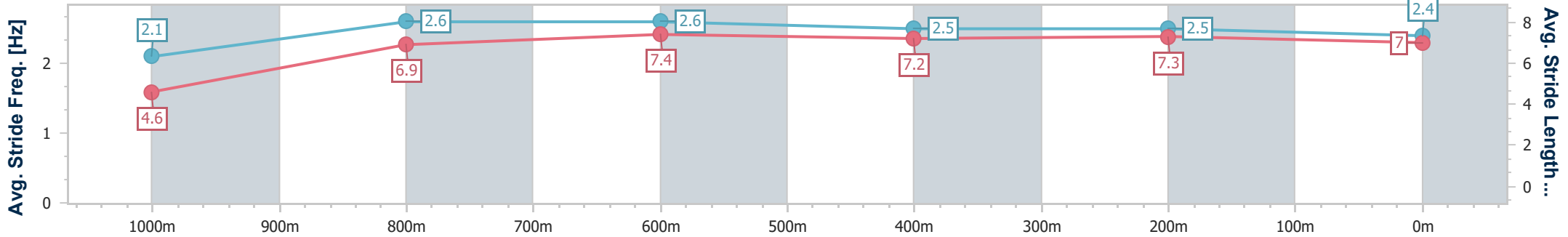
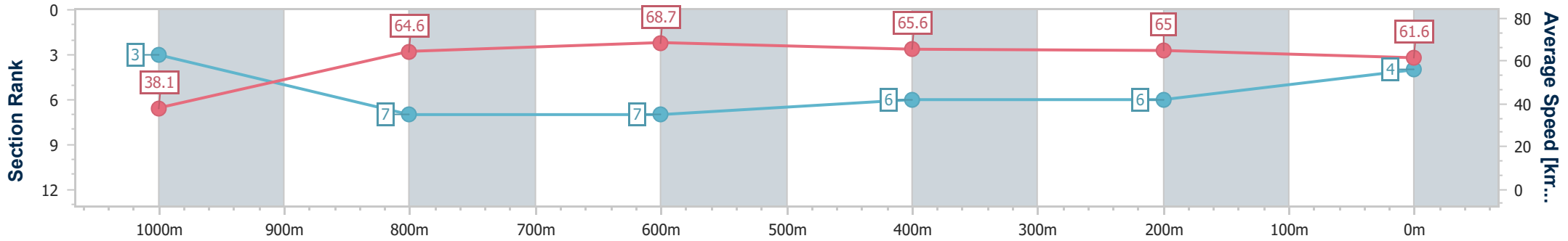
Aquis Park Gold Coast Poly QLD Professional
 Race 2: MARSH ADVANTAGE INSURANCE BENCHMARK 58
 Handicap - 1050m



13 July 2024 - 13:05

Track Rating: Synthetic, Weather: Fine, Rail Position: True

Section	Overall	1000m	800m	600m	400m	200m
Section Times	1:01.17 [4] (0:04.75)	0:56.42 [3] (0:11.31)	0:45.11 [7] (0:10.84)	0:34.27 [7] (0:11.26)	0:23.01 [6] (0:11.22)	0:11.79 [6] (0:11.79)
Average Speed [km/h]	38.1	64.6	68.7	65.6	65.0	61.6
Top Speed [km/h]	55.8	67.8	69.7	67.9	65.6	64.3
Avg. Dist. to Rail [m]	5.5	5.6	5.7	5.6	5.9	8.1
Avg. Stride Freq. [Hz]	2.1	2.6	2.6	2.5	2.5	2.4
Avg. Stride Length [m]	4.6	6.9	7.4	7.2	7.3	7.0



- [] Ranking at each section and finish
- .-.- No data available at this section
- NA No data available



Horse/Jockey Name	My Girona
Final Rank	5
Fastest Section Time (Section)	0:05.21 (Overall)
Top Speed [km/h] (Section)	69.9 (800m)
Race State	Finished

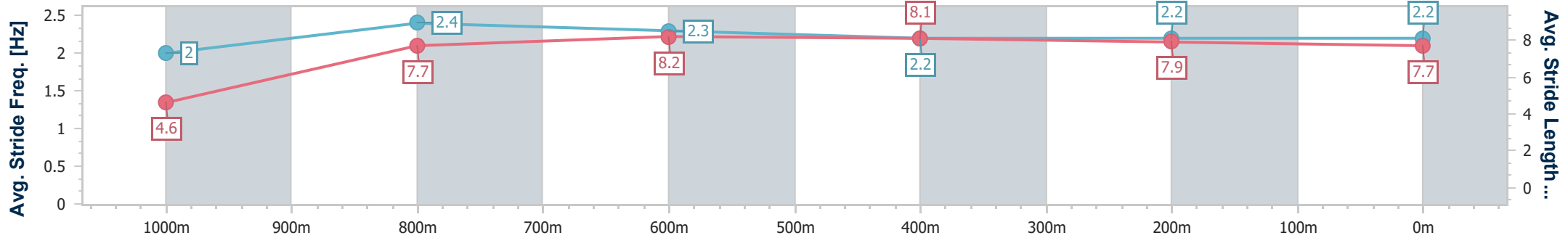
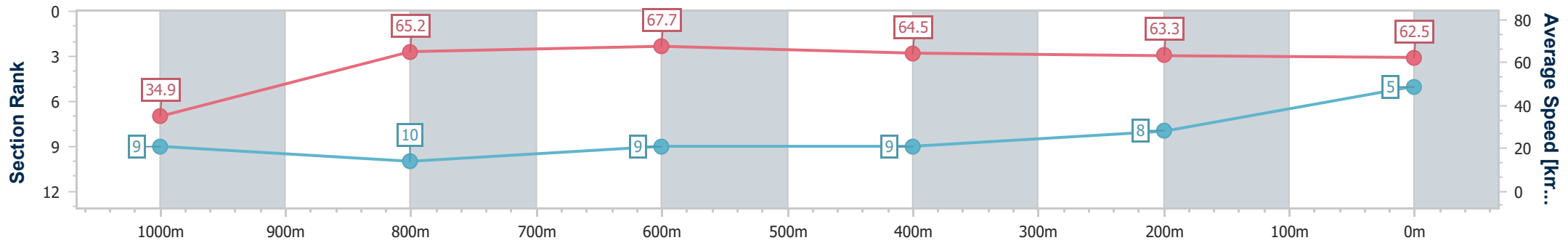


Aquis Park Gold Coast Poly QLD Professional
 Race 2: MARSH ADVANTAGE INSURANCE BENCHMARK 58
 Handicap - 1050m
 13 July 2024 - 13:05



Track Rating: Synthetic, Weather: Fine, Rail Position: True

Section	Overall	1000m	800m	600m	400m	200m
Section Times	1:01.35 [5] (0:05.21)	0:56.14 [9] (0:11.09)	0:45.05 [10] (0:10.72)	0:34.33 [9] (0:11.30)	0:23.03 [9] (0:11.45)	0:11.58 [8] (0:11.58)
Average Speed [km/h]	34.9	65.2	67.7	64.5	63.3	62.5
Top Speed [km/h]	55.3	68.7	69.9	66.1	64.1	65.9
Avg. Dist. to Rail [m]	1.0	1.2	1.7	2.1	4.3	5.8
Avg. Stride Freq. [Hz]	2.0	2.4	2.3	2.2	2.2	2.2
Avg. Stride Length [m]	4.6	7.7	8.2	8.1	7.9	7.7



- [] Ranking at each section and finish
- .-.- No data available at this section
- NA No data available



Horse/Jockey Name	Bremers
Final Rank	6
Fastest Section Time (Section)	0:04.92 (Overall)
Top Speed [km/h] (Section)	68.6 (800m)
Race State	Finished

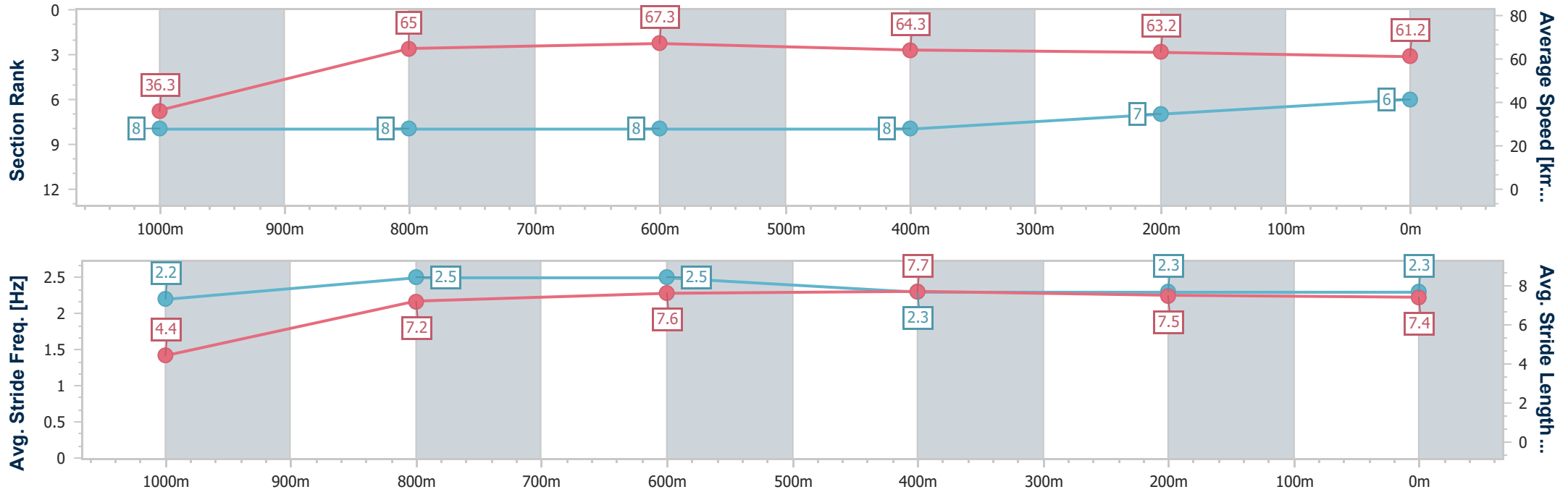


Aquis Park Gold Coast Poly QLD Professional
 Race 2: MARSH ADVANTAGE INSURANCE BENCHMARK 58
 Handicap - 1050m
 13 July 2024 - 13:05



Track Rating: Synthetic, Weather: Fine, Rail Position: True

Section	Overall	1000m	800m	600m	400m	200m
Section Times	1:01.52 [6] (0:04.92)	0:56.60 [8] (0:11.16)	0:45.44 [8] (0:10.84)	0:34.60 [8] (0:11.34)	0:23.26 [8] (0:11.44)	0:11.82 [7] (0:11.82)
Average Speed [km/h]	36.3	65.0	67.3	64.3	63.2	61.2
Top Speed [km/h]	56.2	67.7	68.6	67.3	64.2	62.6
Avg. Dist. to Rail [m]	2.7	2.2	2.6	2.7	2.4	3.2
Avg. Stride Freq. [Hz]	2.2	2.5	2.5	2.3	2.3	2.3
Avg. Stride Length [m]	4.4	7.2	7.6	7.7	7.5	7.4



- [] Ranking at each section and finish
- .-.- No data available at this section
- NA No data available



Horse/Jockey Name	Euphrates Dream
Final Rank	7
Fastest Section Time (Section)	0:04.84 (Overall)
Top Speed [km/h] (Section)	70.4 (1000m)
Race State	Finished

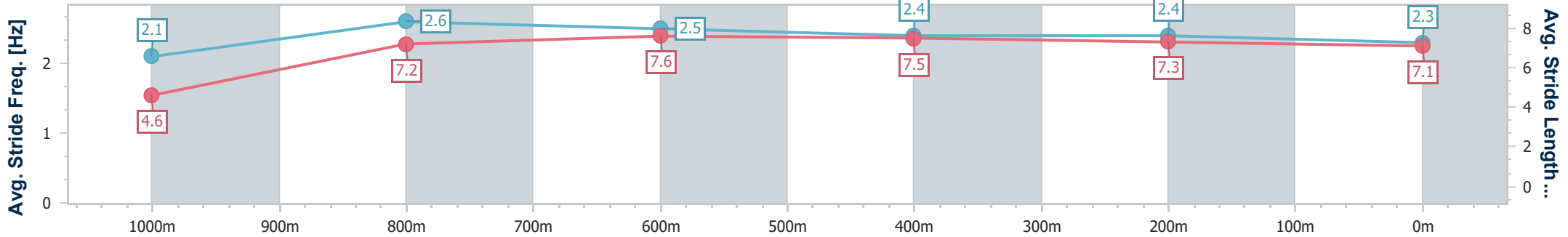
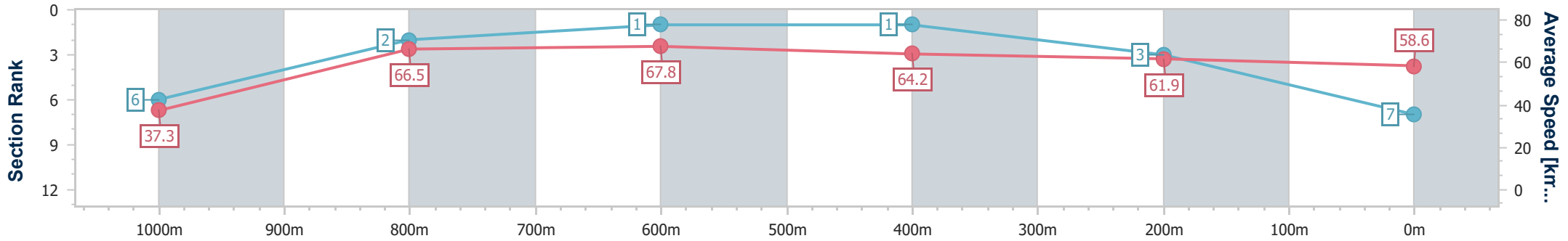


Aquis Park Gold Coast Poly QLD Professional
 Race 2: MARSH ADVANTAGE INSURANCE BENCHMARK 58
 Handicap - 1050m
 13 July 2024 - 13:05



Track Rating: Synthetic, Weather: Fine, Rail Position: True

Section	Overall	1000m	800m	600m	400m	200m
Section Times	1:01.59 [7] (0:04.84)	0:56.75 [6] (0:10.86)	0:45.89 [2] (0:10.63)	0:35.26 [1] (0:11.27)	0:23.99 [1] (0:11.65)	0:12.34 [3] (0:12.34)
Average Speed [km/h]	37.3	66.5	67.8	64.2	61.9	58.6
Top Speed [km/h]	55.4	70.4	69.9	66.7	63.4	60.9
Avg. Dist. to Rail [m]	0.3	0.2	0.5	1.4	0.7	0.3
Avg. Stride Freq. [Hz]	2.1	2.6	2.5	2.4	2.4	2.3
Avg. Stride Length [m]	4.6	7.2	7.6	7.5	7.3	7.1



- [] Ranking at each section and finish
- .-.- No data available at this section
- NA No data available



Horse/Jockey Name	Kernel Boom
Final Rank	8
Fastest Section Time (Section)	0:04.73 (Overall)
Top Speed [km/h] (Section)	70.4 (1000m)
Race State	Finished



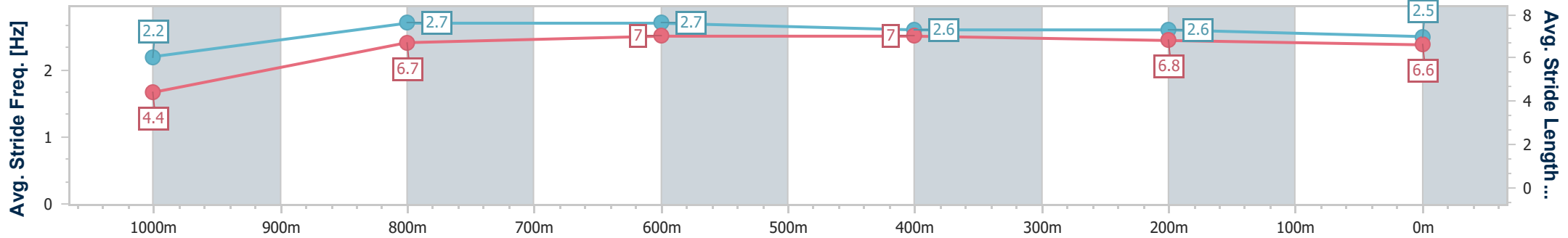
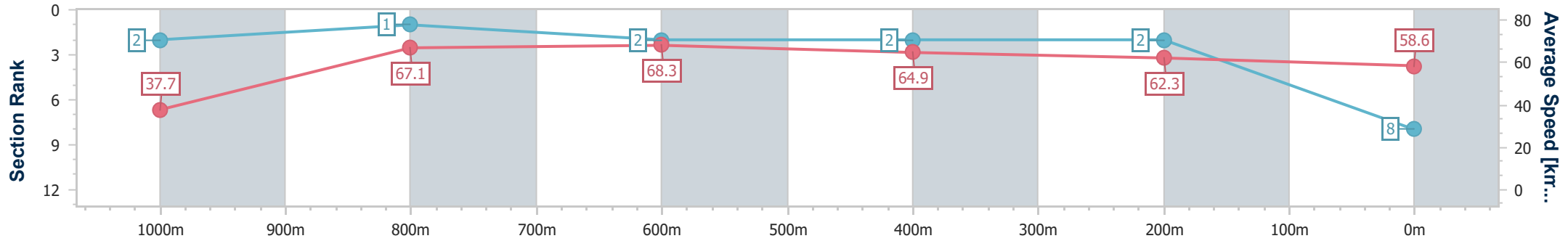
Aquis Park Gold Coast Poly QLD Professional
 Race 2: MARSH ADVANTAGE INSURANCE BENCHMARK 58
 Handicap - 1050m



13 July 2024 - 13:05

Track Rating: Synthetic, Weather: Fine, Rail Position: True

Section	Overall	1000m	800m	600m	400m	200m
Section Times	1:01.62 [8] (0:04.73)	0:56.89 [2] (0:10.85)	0:46.04 [1] (0:10.76)	0:35.28 [2] (0:11.29)	0:23.99 [2] (0:11.60)	0:12.39 [2] (0:12.39)
Average Speed [km/h]	37.7	67.1	68.3	64.9	62.3	58.6
Top Speed [km/h]	57.3	70.4	69.4	68.3	63.8	60.6
Avg. Dist. to Rail [m]	7.5	5.7	3.5	3.5	2.3	3.3
Avg. Stride Freq. [Hz]	2.2	2.7	2.7	2.6	2.6	2.5
Avg. Stride Length [m]	4.4	6.7	7.0	7.0	6.8	6.6



- [] Ranking at each section and finish
- .-.- No data available at this section
- NA No data available



Horse/Jockey Name	Rubydoo
Final Rank	9
Fastest Section Time (Section)	0:04.83 (Overall)
Top Speed [km/h] (Section)	68.7 (1000m)
Race State	Finished

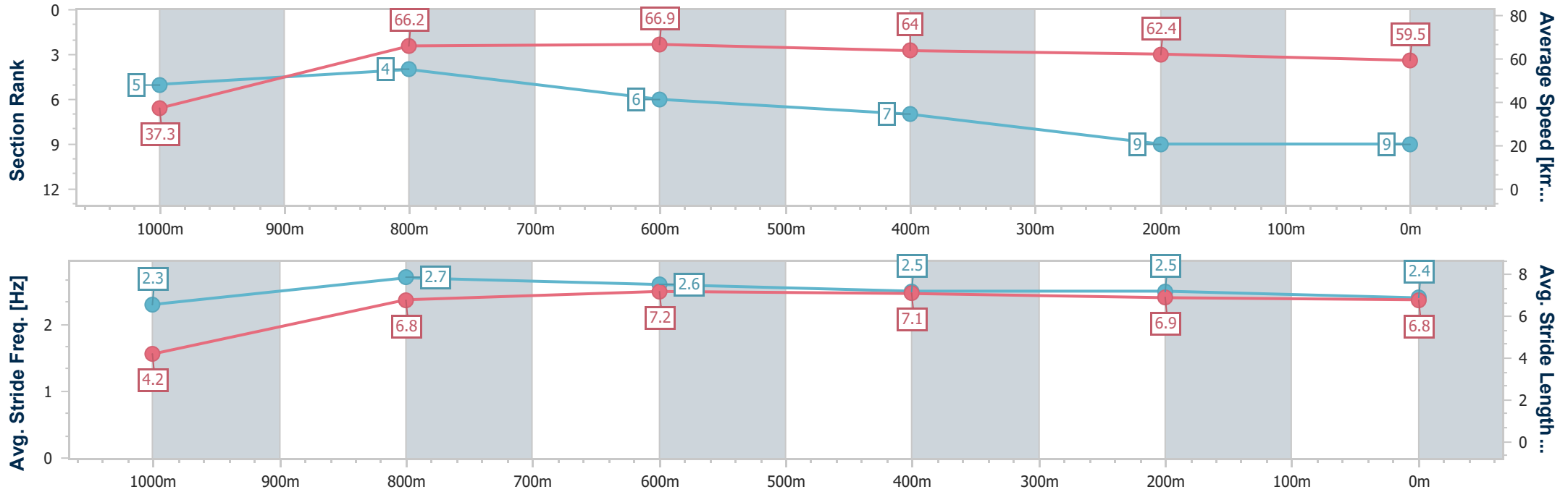


Aquis Park Gold Coast Poly QLD Professional
 Race 2: MARSH ADVANTAGE INSURANCE BENCHMARK 58
 Handicap - 1050m
 13 July 2024 - 13:05



Track Rating: Synthetic, Weather: Fine, Rail Position: True

Section	Overall	1000m	800m	600m	400m	200m
Section Times	1:02.05 [9] (0:04.83)	0:57.22 [5] (0:10.98)	0:46.24 [4] (0:10.94)	0:35.30 [6] (0:11.47)	0:23.83 [7] (0:11.66)	0:12.17 [9] (0:12.17)
Average Speed [km/h]	37.3	66.2	66.9	64.0	62.4	59.5
Top Speed [km/h]	57.1	68.7	67.7	66.8	63.4	62.0
Avg. Dist. to Rail [m]	4.4	3.8	2.7	4.0	3.7	4.3
Avg. Stride Freq. [Hz]	2.3	2.7	2.6	2.5	2.5	2.4
Avg. Stride Length [m]	4.2	6.8	7.2	7.1	6.9	6.8



- [] Ranking at each section and finish
- .-.- No data available at this section
- NA No data available



Horse/Jockey Name	Tamsin
Final Rank	10
Fastest Section Time (Section)	0:05.31 (Overall)
Top Speed [km/h] (Section)	71.1 (800m)
Race State	Finished

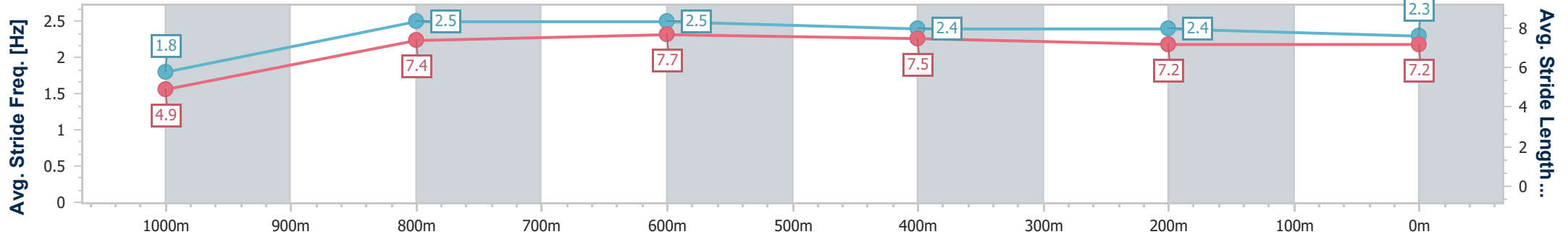
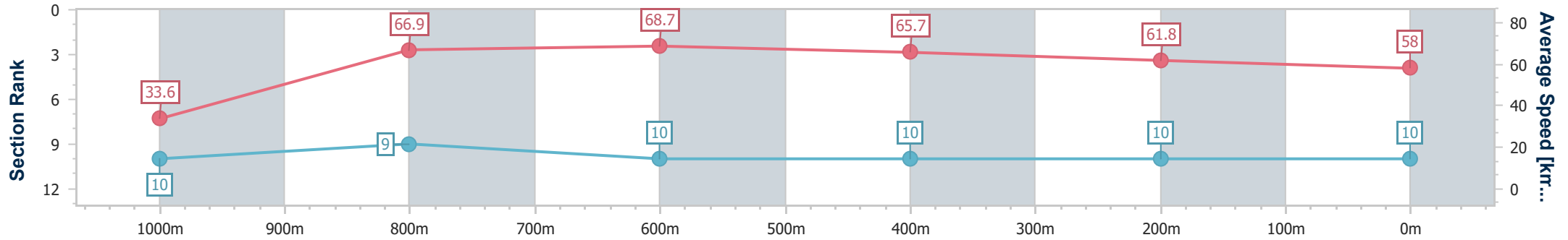


Aquis Park Gold Coast Poly QLD Professional
 Race 2: MARSH ADVANTAGE INSURANCE BENCHMARK 58
 Handicap - 1050m
 13 July 2024 - 13:05



Track Rating: Synthetic, Weather: Fine, Rail Position: True

Section	Overall	1000m	800m	600m	400m	200m
Section Times	1:02.50 [10] (0:05.31)	0:57.19 [10] (0:10.94)	0:46.25 [9] (0:10.83)	0:35.42 [10] (0:11.29)	0:24.13 [10] (0:11.73)	0:12.40 [10] (0:12.40)
Average Speed [km/h]	33.6	66.9	68.7	65.7	61.8	58.0
Top Speed [km/h]	54.8	70.9	71.1	68.1	63.4	61.1
Avg. Dist. to Rail [m]	9.9	7.0	5.8	6.5	4.2	4.5
Avg. Stride Freq. [Hz]	1.8	2.5	2.5	2.4	2.4	2.3
Avg. Stride Length [m]	4.9	7.4	7.7	7.5	7.2	7.2



- [] Ranking at each section and finish
- .-.- No data available at this section
- NA No data available



Aquis Park Gold Coast Poly QLD Professional
Race 3: HOSPITALITY & STRATA ACCOUNTANTS | AUDITORS Maiden
Handicap - 1050m
13 July 2024 - 13:33



Track Rating: Synthetic, Weather: Fine, Rail Position: True

Section		Overall	1000m	800m	600m	400m	200m	Last 600m					
Field Times		1:01.47 (0:05.03)	0:56.44 (0:11.02)	0:45.42 (0:10.84)	0:34.58 (0:11.15)	0:23.43 (0:11.60)	0:11.83 (0:11.83)	0:34.58					
Rank	TAB Horse/Jockey	Barrier	Top Speed [km/h]	Fastest Section							Margin	Distance Travelled [m]	
1	3 DOMINANCE Kirk Matheson	8	68.6 800m	0:05.04 Overall	1:01.47 [1] (0:05.04)	0:56.43 [2] (0:11.08)	0:45.35 [2] (0:10.77)	0:34.58 [1] (0:11.33)	0:23.25 [2] (0:11.49)	0:11.76 [2] (0:11.76)	1:01.47	0:34.58	
2	5 DEE STORMED Micheal Hellyer	1	68.2 800m	0:05.03 Overall	1:01.54 [2] (0:05.03)	0:56.51 [1] (0:11.02)	0:45.49 [1] (0:10.85)	0:34.64 [2] (0:11.14)	0:23.50 [1] (0:11.60)	0:11.90 [1] (0:11.90)	0.3L	0:34.64	-8
3	8 FLY FIFER Adin Thompson	3	67.3 800m	0:05.10 Overall	1:02.04 [3] (0:05.10)	0:56.94 [3] (0:11.17)	0:45.77 [3] (0:11.00)	0:34.77 [4] (0:11.35)	0:23.42 [5] (0:11.61)	0:11.81 [4] (0:11.81)	3.1L	0:34.77	-7
4	2 SUPIDO ROSE Andrew Spinks	5	68.1 800m	0:05.31 Overall	1:02.17 [4] (0:05.31)	0:56.86 [6] (0:11.39)	0:45.47 [6] (0:10.81)	0:34.66 [6] (0:11.29)	0:23.37 [6] (0:11.55)	0:11.82 [6] (0:11.82)	3.9L	0:34.66	+0
5	6 SHORT APPROACH Casey Waddell	4	67.3 800m	0:05.12 Overall	1:02.24 [5] (0:05.12)	0:57.12 [4] (0:11.24)	0:45.88 [5] (0:10.98)	0:34.90 [5] (0:11.25)	0:23.65 [4] (0:11.70)	0:11.95 [5] (0:11.95)	4.2L	0:34.90	-8
6	9 MISS HONEYCOMB Amy Graham	6	69.3 800m	0:05.33 Overall	1:02.40 [6] (0:05.33)	0:57.07 [7] (0:11.01)	0:46.06 [4] (0:10.88)	0:35.18 [3] (0:11.27)	0:23.91 [3] (0:11.71)	0:12.20 [3] (0:12.20)	5L	0:35.18	-1
7	10 STRENGTHANDHONOUR Noriyuki Masuda	9	67.0 800m	0:05.27 Overall	1:04.07 [7] (0:05.27)	0:58.80 [5] (0:11.46)	0:47.34 [7] (0:11.00)	0:36.34 [7] (0:11.62)	0:24.72 [7] (0:12.18)	0:12.54 [7] (0:12.54)	14.8L	0:36.34	+1

Scratched: Qickwit (#4), Romi (#7), Flying Ting Lok (#1)

[] Ranking at each section and finish
 -:-:- No data available at this section
 NA No data available

SCN Saddle cloth number
 DNF Did not finish
 DNT Did not track



Horse/Jockey Name	Dominance
Final Rank	1
Fastest Section Time (Section)	0:05.04 (Overall)
Top Speed [km/h] (Section)	68.6 (800m)
Race State	Finished



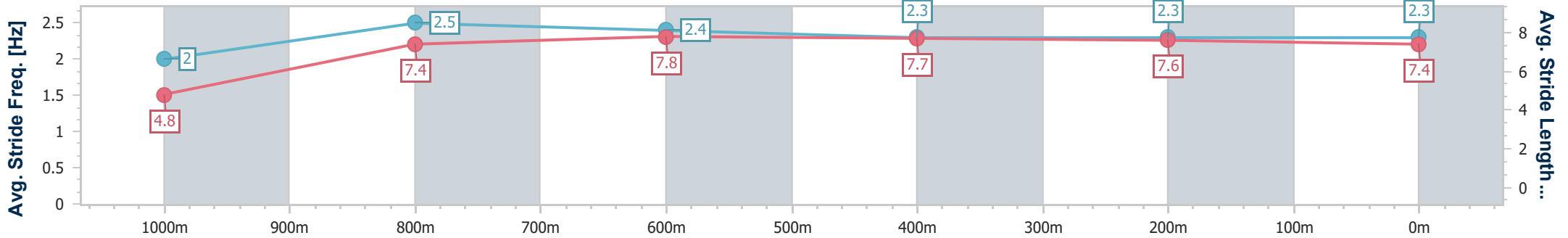
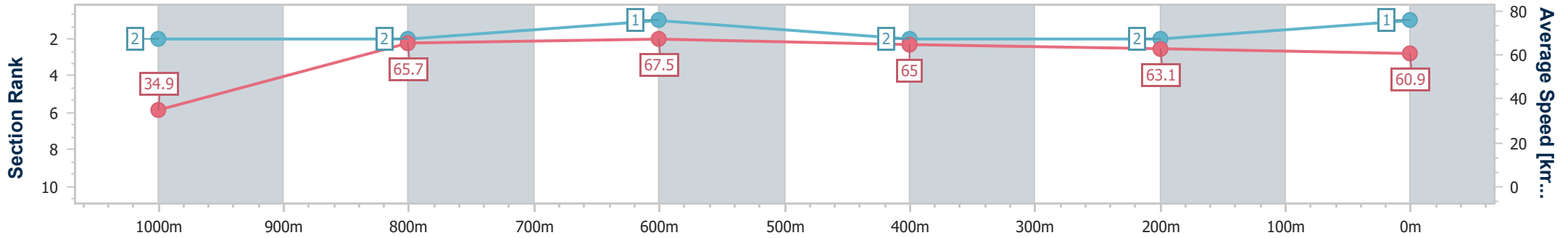
Aquis Park Gold Coast Poly QLD Professional
 Race 3: HOSPITALITY & STRATA ACCOUNTANTS | AUDITORS
 Maiden Handicap - 1050m



13 July 2024 - 13:33

Track Rating: Synthetic, Weather: Fine, Rail Position: True

Section	Overall	1000m	800m	600m	400m	200m
Section Times	1:01.47 [1] (0:05.04)	0:56.43 [2] (0:11.08)	0:45.35 [2] (0:10.77)	0:34.58 [1] (0:11.33)	0:23.25 [2] (0:11.49)	0:11.76 [2] (0:11.76)
Average Speed [km/h]	34.9	65.7	67.5	65.0	63.1	60.9
Top Speed [km/h]	35.1	66.9	68.6	68.3	65.2	63.9
Avg. Dist. to Rail [m]	5.0	3.3	2.4	4.0	3.4	2.5
Avg. Stride Freq. [Hz]	2.0	2.5	2.4	2.3	2.3	2.3
Avg. Stride Length [m]	4.8	7.4	7.8	7.7	7.6	7.4



- [] Ranking at each section and finish
- .-.- No data available at this section
- NA No data available



Horse/Jockey Name	Dee Stormed
Final Rank	2
Fastest Section Time (Section)	0:05.03 (Overall)
Top Speed [km/h] (Section)	68.2 (800m)
Race State	Finished



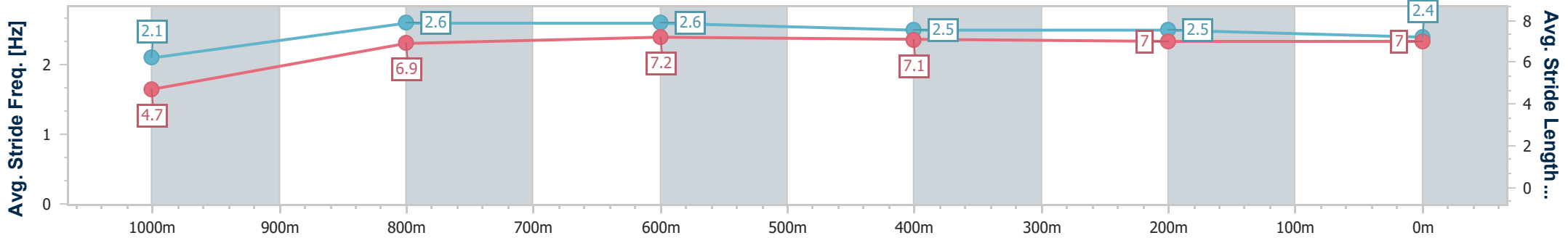
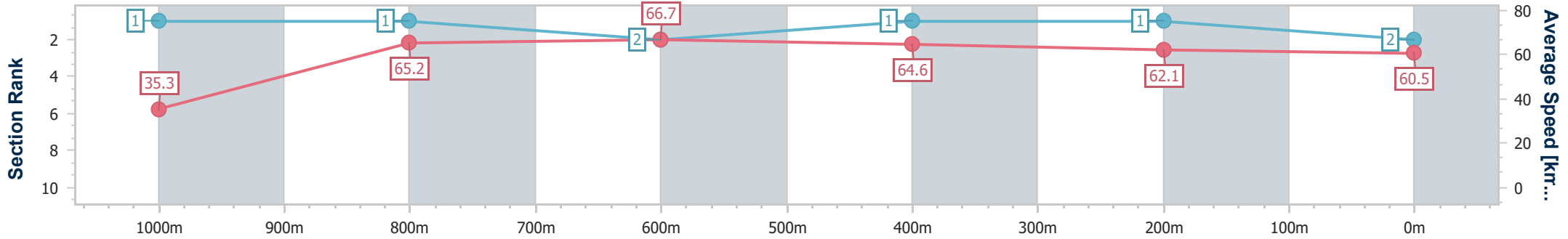
Aquis Park Gold Coast Poly QLD Professional
 Race 3: HOSPITALITY & STRATA ACCOUNTANTS | AUDITORS
 Maiden Handicap - 1050m



13 July 2024 - 13:33

Track Rating: Synthetic, Weather: Fine, Rail Position: True

Section	Overall	1000m	800m	600m	400m	200m
Section Times	1:01.54 [2] (0:05.03)	0:56.51 [1] (0:11.02)	0:45.49 [1] (0:10.85)	0:34.64 [2] (0:11.14)	0:23.50 [1] (0:11.60)	0:11.90 [1] (0:11.90)
Average Speed [km/h]	35.3	65.2	66.7	64.6	62.1	60.5
Top Speed [km/h]	35.5	66.6	68.2	67.1	65.4	62.6
Avg. Dist. to Rail [m]	0.4	0.6	0.8	0.8	0.5	0.2
Avg. Stride Freq. [Hz]	2.1	2.6	2.6	2.5	2.5	2.4
Avg. Stride Length [m]	4.7	6.9	7.2	7.1	7.0	7.0



- [] Ranking at each section and finish
- .-.- No data available at this section
- NA No data available



Horse/Jockey Name	Fly Fifer
Final Rank	3
Fastest Section Time (Section)	0:05.10 (Overall)
Top Speed [km/h] (Section)	67.3 (800m)
Race State	Finished



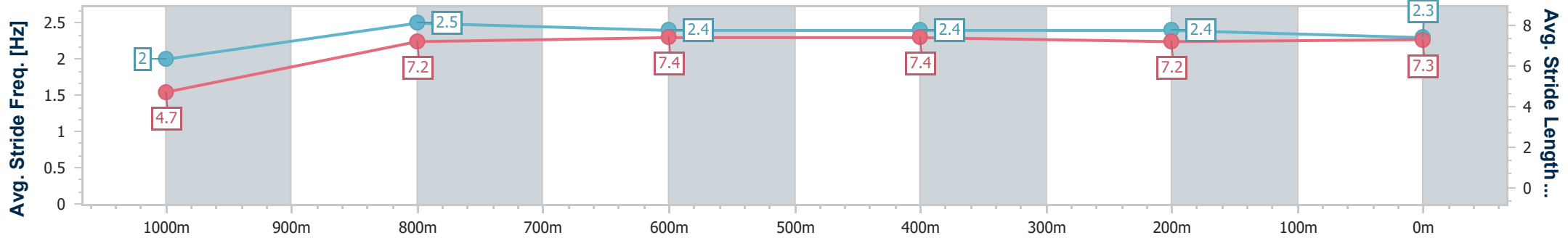
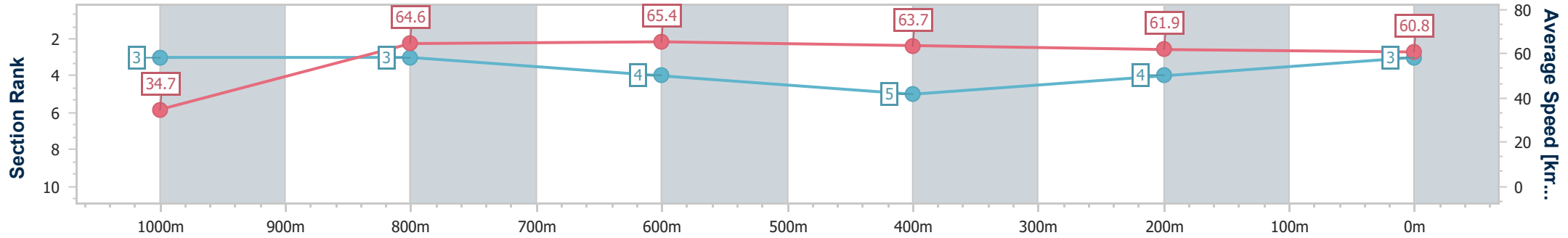
Aquis Park Gold Coast Poly QLD Professional
 Race 3: HOSPITALITY & STRATA ACCOUNTANTS | AUDITORS
 Maiden Handicap - 1050m



13 July 2024 - 13:33

Track Rating: Synthetic, Weather: Fine, Rail Position: True

Section	Overall	1000m	800m	600m	400m	200m
Section Times	1:02.04 [3] (0:05.10)	0:56.94 [3] (0:11.17)	0:45.77 [3] (0:11.00)	0:34.77 [4] (0:11.35)	0:23.42 [5] (0:11.61)	0:11.81 [4] (0:11.81)
Average Speed [km/h]	34.7	64.6	65.4	63.7	61.9	60.8
Top Speed [km/h]	34.9	65.9	67.3	66.0	63.8	63.2
Avg. Dist. to Rail [m]	0.8	1.1	0.7	0.6	1.6	0.3
Avg. Stride Freq. [Hz]	2.0	2.5	2.4	2.4	2.4	2.3
Avg. Stride Length [m]	4.7	7.2	7.4	7.4	7.2	7.3



- [] Ranking at each section and finish
- .-.- No data available at this section
- NA No data available



Horse/Jockey Name	Supido Rose
Final Rank	4
Fastest Section Time (Section)	0:05.31 (Overall)
Top Speed [km/h] (Section)	68.1 (800m)
Race State	Finished



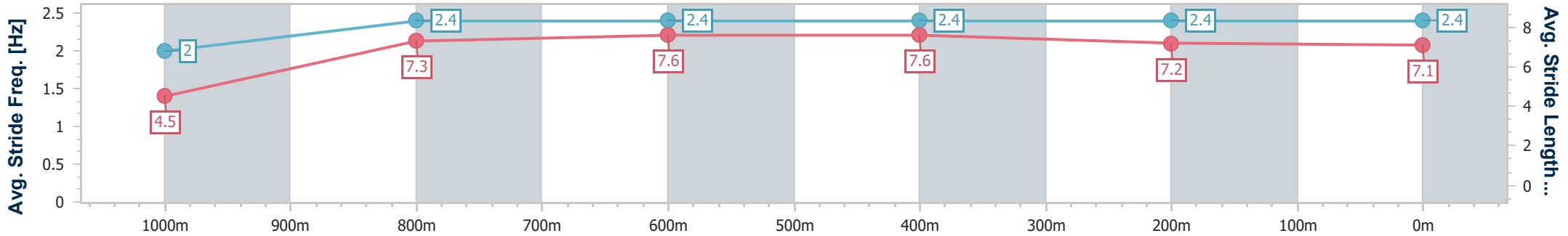
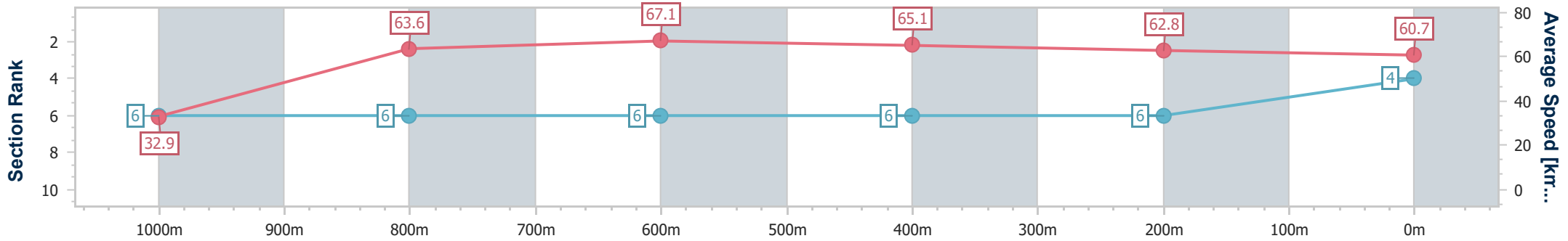
Aquis Park Gold Coast Poly QLD Professional
 Race 3: HOSPITALITY & STRATA ACCOUNTANTS | AUDITORS
 Maiden Handicap - 1050m



13 July 2024 - 13:33

Track Rating: Synthetic, Weather: Fine, Rail Position: True

Section	Overall	1000m	800m	600m	400m	200m
Section Times	1:02.17 [4] (0:05.31)	0:56.86 [6] (0:11.39)	0:45.47 [6] (0:10.81)	0:34.66 [6] (0:11.29)	0:23.37 [6] (0:11.55)	0:11.82 [6] (0:11.82)
Average Speed [km/h]	32.9	63.6	67.1	65.1	62.8	60.7
Top Speed [km/h]	33.1	65.0	68.1	67.9	65.2	63.5
Avg. Dist. to Rail [m]	3.3	2.7	2.5	4.1	3.6	4.6
Avg. Stride Freq. [Hz]	2.0	2.4	2.4	2.4	2.4	2.4
Avg. Stride Length [m]	4.5	7.3	7.6	7.6	7.2	7.1



- [] Ranking at each section and finish
- .-.- No data available at this section
- NA No data available



Horse/Jockey Name	Short Approach
Final Rank	5
Fastest Section Time (Section)	0:05.12 (Overall)
Top Speed [km/h] (Section)	67.3 (800m)
Race State	Finished



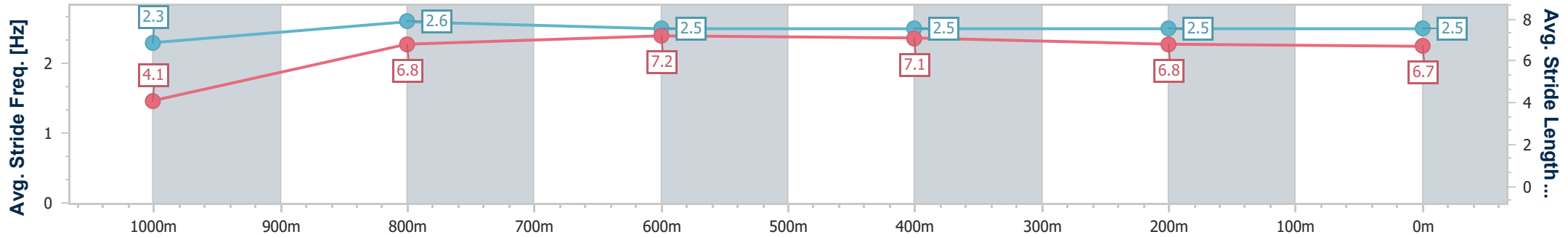
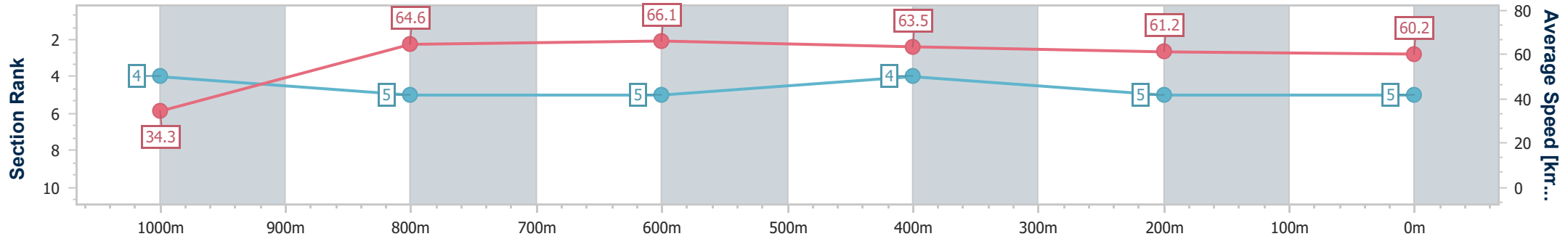
Aquis Park Gold Coast Poly QLD Professional
 Race 3: HOSPITALITY & STRATA ACCOUNTANTS | AUDITORS
 Maiden Handicap - 1050m



13 July 2024 - 13:33

Track Rating: Synthetic, Weather: Fine, Rail Position: True

Section	Overall	1000m	800m	600m	400m	200m
Section Times	1:02.24 [5] (0:05.12)	0:57.12 [4] (0:11.24)	0:45.88 [5] (0:10.98)	0:34.90 [5] (0:11.25)	0:23.65 [4] (0:11.70)	0:11.95 [5] (0:11.95)
Average Speed [km/h]	34.3	64.6	66.1	63.5	61.2	60.2
Top Speed [km/h]	34.5	65.9	67.3	66.5	64.3	62.3
Avg. Dist. to Rail [m]	2.7	2.9	1.6	0.9	1.6	3.7
Avg. Stride Freq. [Hz]	2.3	2.6	2.5	2.5	2.5	2.5
Avg. Stride Length [m]	4.1	6.8	7.2	7.1	6.8	6.7



- [] Ranking at each section and finish
- .-.- No data available at this section
- NA No data available



Horse/Jockey Name	Miss Honeycomb
Final Rank	6
Fastest Section Time (Section)	0:05.33 (Overall)
Top Speed [km/h] (Section)	69.3 (800m)
Race State	Finished



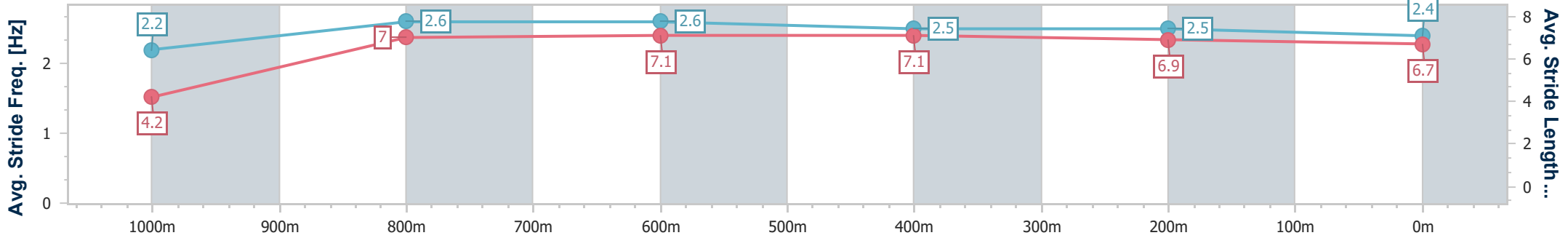
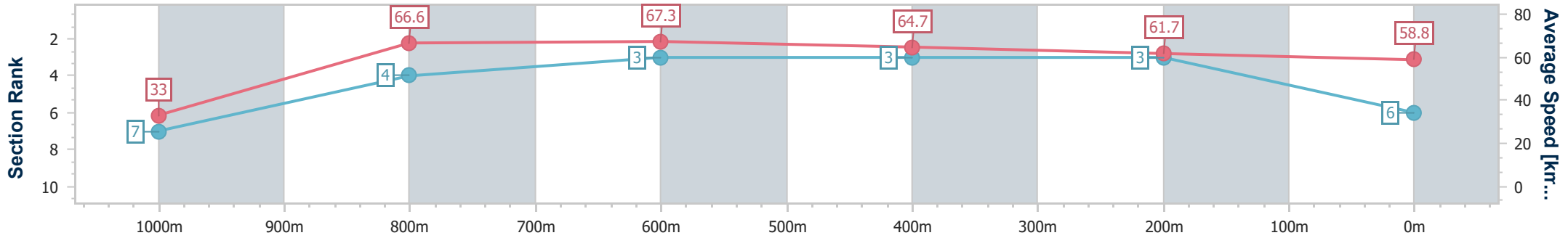
Aquis Park Gold Coast Poly QLD Professional
 Race 3: HOSPITALITY & STRATA ACCOUNTANTS | AUDITORS
 Maiden Handicap - 1050m



13 July 2024 - 13:33

Track Rating: Synthetic, Weather: Fine, Rail Position: True

Section	Overall	1000m	800m	600m	400m	200m
Section Times	1:02.40 [6] (0:05.33)	0:57.07 [7] (0:11.01)	0:46.06 [4] (0:10.88)	0:35.18 [3] (0:11.27)	0:23.91 [3] (0:11.71)	0:12.20 [3] (0:12.20)
Average Speed [km/h]	33.0	66.6	67.3	64.7	61.7	58.8
Top Speed [km/h]	33.2	67.5	69.3	67.9	65.0	62.1
Avg. Dist. to Rail [m]	4.1	3.8	2.9	2.1	0.3	2.1
Avg. Stride Freq. [Hz]	2.2	2.6	2.6	2.5	2.5	2.4
Avg. Stride Length [m]	4.2	7.0	7.1	7.1	6.9	6.7



- [] Ranking at each section and finish
- .-.- No data available at this section
- NA No data available



Horse/Jockey Name	Strengthandhonour
Final Rank	7
Fastest Section Time (Section)	0:05.27 (Overall)
Top Speed [km/h] (Section)	67.0 (800m)
Race State	Finished



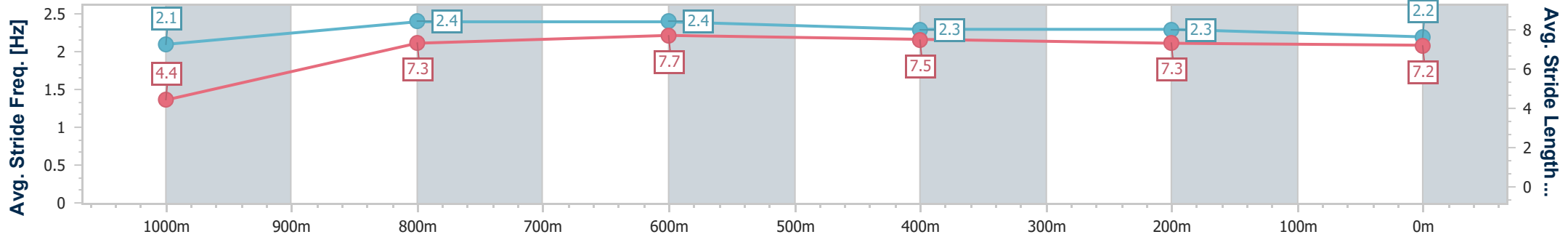
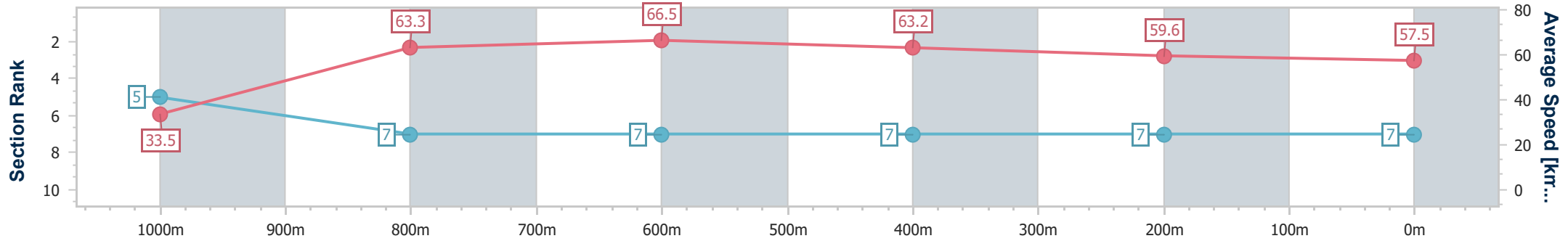
Aquis Park Gold Coast Poly QLD Professional
 Race 3: HOSPITALITY & STRATA ACCOUNTANTS | AUDITORS
 Maiden Handicap - 1050m



13 July 2024 - 13:33

Track Rating: Synthetic, Weather: Fine, Rail Position: True

Section	Overall	1000m	800m	600m	400m	200m
Section Times	1:04.07 [7] (0:05.27)	0:58.80 [5] (0:11.46)	0:47.34 [7] (0:11.00)	0:36.34 [7] (0:11.62)	0:24.72 [7] (0:12.18)	0:12.54 [7] (0:12.54)
Average Speed [km/h]	33.5	63.3	66.5	63.2	59.6	57.5
Top Speed [km/h]	33.7	64.8	67.0	66.8	63.6	60.1
Avg. Dist. to Rail [m]	6.7	4.0	1.8	3.7	5.2	6.6
Avg. Stride Freq. [Hz]	2.1	2.4	2.4	2.3	2.3	2.2
Avg. Stride Length [m]	4.4	7.3	7.7	7.5	7.3	7.2



- [] Ranking at each section and finish
- .-.- No data available at this section
- NA No data available

Track Rating: Synthetic, Weather: Fine, Rail Position: True

Section													Overall	1800m	1600m	1400m	1200m	1000m	800m	Last 600m
Field Times													1:58.31 (0:07.97)	1:50.34 (0:11.38)	1:38.96 (0:12.15)	1:26.81 (0:12.49)	1:14.32 (0:13.05)	1:01.27 (0:13.18)	0:48.09 (0:12.29)	0:35.80
Rank	TAB	Horse/Jockey	Barrier	Top Speed [km/h]	Fastest Section								Distance Travelled [m]							
1	8	BETTER THAN LOVE Rikki Jamieson	8	65.1 1800m	0:08.11 Overall	1:58.31 [1] (0:08.11)	1:50.20 [3] (0:11.29)	1:38.91 [2] (0:12.15)	1:26.76 [2] (0:12.95)	1:13.81 [3] (0:13.00)	1:00.81 [3] (0:13.11)	0:47.70 [3] (0:11.98)	0:35.72							
2	2	NITROGEN Micheal Hellyer	13	63.9 600m	0:08.54 Overall	1:58.32 [2] (0:08.54)	1:49.78 [10] (0:11.64)	1:38.14 [10] (0:12.16)	1:25.98 [10] (0:12.92)	1:13.06 [10] (0:12.94)	1:00.12 [10] (0:12.94)	0:47.18 [10] (0:12.09)	0:35.09 +8							
3	5	SMOKIN MATCH Jai Williams	11	63.7 1800m	0:08.13 Overall	1:58.72 [3] (0:08.13)	1:50.59 [4] (0:11.62)	1:38.97 [5] (0:12.12)	1:26.85 [5] (0:12.94)	1:13.91 [6] (0:12.91)	1:01.00 [5] (0:13.00)	0:48.00 [5] (0:12.24)	0:35.76 +14							
4	3	SMELTER Scott Galloway	14	63.9 1800m	0:08.21 Overall	1:58.92 [4] (0:08.21)	1:50.71 [6] (0:11.57)	1:39.14 [6] (0:12.21)	1:26.93 [6] (0:12.92)	1:14.01 [7] (0:12.88)	1:01.13 [7] (0:12.93)	0:48.20 [4] (0:12.02)	0:36.18 +10							
5	4	HOW YA BEEN ANYWAY Adin Thompson	7	63.6 600m	0:08.24 Overall	1:59.14 [5] (0:08.24)	1:50.90 [7] (0:11.71)	1:39.19 [8] (0:12.19)	1:27.00 [8] (0:12.94)	1:14.06 [8] (0:12.89)	1:01.17 [8] (0:12.95)	0:48.22 [8] (0:12.09)	0:36.13 +11							
6	9	FRANKEL MOON Michael Cahill	2	63.8 600m	0:08.56 Overall	1:59.25 [6] (0:08.56)	1:50.69 [11] (0:11.82)	1:38.87 [11] (0:12.37)	1:26.50 [11] (0:12.72)	1:13.78 [11] (0:12.81)	1:00.97 [12] (0:13.00)	0:47.97 [12] (0:12.24)	0:35.73 +1							
7	7	MINISTER GARRETT Noriyuki Masuda	5	62.9 1800m	0:08.20 Overall	1:59.27 [7] (0:08.20)	1:51.07 [5] (0:11.64)	1:39.43 [7] (0:12.18)	1:27.25 [7] (0:12.77)	1:14.48 [5] (0:12.98)	1:01.50 [6] (0:12.99)	0:48.51 [6] (0:12.31)	0:36.20 +2							
8	11	THE BEST BAD BOY Amy Graham	15	63.6 600m	0:08.72 Overall	1:59.74 [8] (0:08.72)	1:51.02 [12] (0:11.72)	1:39.30 [12] (0:12.31)	1:26.99 [12] (0:12.75)	1:14.24 [12] (0:12.78)	1:01.46 [11] (0:12.95)	0:48.51 [11] (0:12.04)	0:36.47 +15							
9	12	TWILIGHT SPARKLE Andrew Spinks	1	64.2 1800m	0:08.02 Overall	1:59.77 [9] (0:08.02)	1:51.75 [2] (0:11.33)	1:40.42 [1] (0:12.15)	1:28.27 [1] (0:12.49)	1:15.78 [1] (0:13.05)	1:02.73 [1] (0:13.18)	0:49.55 [1] (0:12.29)	0:37.26 -5							
10	6	FIT AND PROPER Casey Waddell	9	63.7 1800m	0:07.97 Overall	1:59.87 [10] (0:07.97)	1:51.90 [1] (0:11.61)	1:40.29 [3] (0:12.05)	1:28.24 [3] (0:12.79)	1:15.45 [2] (0:13.00)	1:02.45 [2] (0:13.02)	0:49.43 [2] (0:12.14)	0:37.29 +9							

Scratched: No Double Dipping (#13), Coco Jewel (#15), Pride Of Passion (#14)



Aquis Park Gold Coast Poly QLD Professional

Race 4: GRACE LAWYERS Maiden Handicap - 1900m

13 July 2024 - 14:11



Track Rating: Synthetic, Weather: Fine, Rail Position: True

Section	Overall	1800m	1600m	1400m	1200m	1000m	800m	Last 600m						
Field Times	1:58.31 (0:07.97)	1:50.34 (0:11.38)	1:38.96 (0:12.15)	1:26.81 (0:12.49)	1:14.32 (0:13.05)	1:01.27 (0:13.18)	0:48.09 (0:12.29)	0:35.80						
Rank	TAB	Horse/Jockey	Barrier	Top Speed [km/h]	Fastest Section									Distance Travelled [m]
11	10	REVE AMERICAIN Taylor Marshall	12	62.9 1800m	0:08.39 Overall	2:00.15 [11] (0:08.39)	1:51.76 [9] (0:11.68)	1:40.08 [9] (0:12.24)	1:27.84 [9] (0:12.86)	1:14.98 [9] (0:12.85)	1:02.13 [9] (0:13.06)	0:49.07 [9] (0:12.25)	0:36.82	-3
12	1	ENLIGHTENING Paul Hammersley	3	64.1 1800m	0:08.30 Overall	2:00.21 [12] (0:08.30)	1:51.91 [8] (0:11.44)	1:40.47 [4] (0:12.12)	1:28.35 [4] (0:12.92)	1:15.43 [4] (0:12.92)	1:02.51 [4] (0:13.08)	0:49.43 [7] (0:12.21)	0:37.22	-1

Scratched: No Double Dipping (#13), Coco Jewel (#15), Pride Of Passion (#14)

[] Ranking at each section and finish
 -:-:-:- No data available at this section
 NA No data available

SCN Saddle cloth number
 DNF Did not finish
 DNT Did not track



Aquis Park Gold Coast Poly QLD Professional

Race 4: GRACE LAWYERS Maiden Handicap - 1900m

13 July 2024 - 14:11



Track Rating: Synthetic, Weather: Fine, Rail Position: True

Section				600m	400m	200m			Last 600m		
Field Times				0:35.80 (0:11.79)	0:24.01 (0:11.85)	0:12.16 (0:12.16)			0:35.80		
Rank	TAB	Horse/Jockey	Barrier	Top Speed [km/h]	Fastest Section	Margin			Distance Travelled [m]		
1	8	BETTER THAN LOVE Rikki Jamieson	8	65.1 1800m	0:08.11 Overall	0:35.72 [3] (0:11.71)	0:24.01 [1] (0:11.85)	0:12.16 [1] (0:12.16)	1:58.31	0:35.72	
2	2	NITROGEN Micheal Hellyer	13	63.9 600m	0:08.54 Overall	0:35.09 [9] (0:11.68)	0:23.41 [8] (0:11.68)	0:11.73 [2] (0:11.73)	0.1L	0:35.09	+8
3	5	SMOKIN MATCH Jai Williams	11	63.7 1800m	0:08.13 Overall	0:35.76 [5] (0:11.82)	0:23.94 [5] (0:11.85)	0:12.09 [3] (0:12.09)	2.4L	0:35.76	+14
4	3	SMELTER Scott Galloway	14	63.9 1800m	0:08.21 Overall	0:36.18 [4] (0:11.85)	0:24.33 [2] (0:12.08)	0:12.25 [4] (0:12.25)	3.4L	0:36.18	+10
5	4	HOW YA BEEN ANYWAY Adin Thompson	7	63.6 600m	0:08.24 Overall	0:36.13 [7] (0:11.90)	0:24.23 [7] (0:12.02)	0:12.21 [6] (0:12.21)	4.7L	0:36.13	+11
6	9	FRANKEL MOON Michael Cahill	2	63.8 600m	0:08.56 Overall	0:35.73 [12] (0:11.71)	0:24.02 [11] (0:11.90)	0:12.12 [10] (0:12.12)	5.2L	0:35.73	+1
7	7	MINISTER GARRETT Noriyuki Masuda	5	62.9 1800m	0:08.20 Overall	0:36.20 [8] (0:11.90)	0:24.30 [9] (0:12.10)	0:12.20 [8] (0:12.20)	5.4L	0:36.20	+2
8	11	THE BEST BAD BOY Amy Graham	15	63.6 600m	0:08.72 Overall	0:36.47 [10] (0:11.85)	0:24.62 [10] (0:12.28)	0:12.34 [11] (0:12.34)	8.2L	0:36.47	+15
9	12	TWILIGHT SPARKLE Andrew Spinks	1	64.2 1800m	0:08.02 Overall	0:37.26 [1] (0:12.11)	0:25.15 [4] (0:12.28)	0:12.87 [5] (0:12.87)	8.4L	0:37.26	-5
10	6	FIT AND PROPER Casey Waddell	9	63.7 1800m	0:07.97 Overall	0:37.29 [2] (0:12.04)	0:25.25 [3] (0:12.39)	0:12.86 [7] (0:12.86)	8.9L	0:37.29	+9

Scratched: No Double Dipping (#13), Coco Jewel (#15), Pride Of Passion (#14)

[] Ranking at each section and finish
 -:-:- No data available at this section
 NA No data available

SCN Saddle cloth number
 DNF Did not finish
 DNT Did not track



Aquis Park Gold Coast Poly QLD Professional

Race 4: GRACE LAWYERS Maiden Handicap - 1900m

13 July 2024 - 14:11



Track Rating: Synthetic, Weather: Fine, Rail Position: True

Section		600m	400m	200m				Last 600m	
Field Times		0:35.80 (0:11.79)	0:24.01 (0:11.85)	0:12.16 (0:12.16)				0:35.80	
Rank	TAB Horse/Jockey	Barrier	Top Speed [km/h]	Fastest Section	Margin			Distance Travelled [m]	
11	10 REVE AMERICAIN Taylor Marshall	12	62.9 1800m	0:08.39 Overall	0:36.82 [11] (0:11.95)	0:24.87 [12] (0:12.22)	0:12.65 [12] (0:12.65)	10.4L	0:36.82 -3
12	1 ENLIGHTENING Paul Hammersley	3	64.1 1800m	0:08.30 Overall	0:37.22 [6] (0:11.91)	0:25.31 [6] (0:12.22)	0:13.09 [9] (0:13.09)	10.7L	0:37.22 -1

Scratched: No Double Dipping (#13), Coco Jewel (#15), Pride Of Passion (#14)



Horse/Jockey Name	Better Than Love
Final Rank	1
Fastest Section Time (Section)	0:08.11 (Overall)
Top Speed [km/h] (Section)	65.1 (1800m)
Race State	Finished



Aquis Park Gold Coast Poly QLD Professional

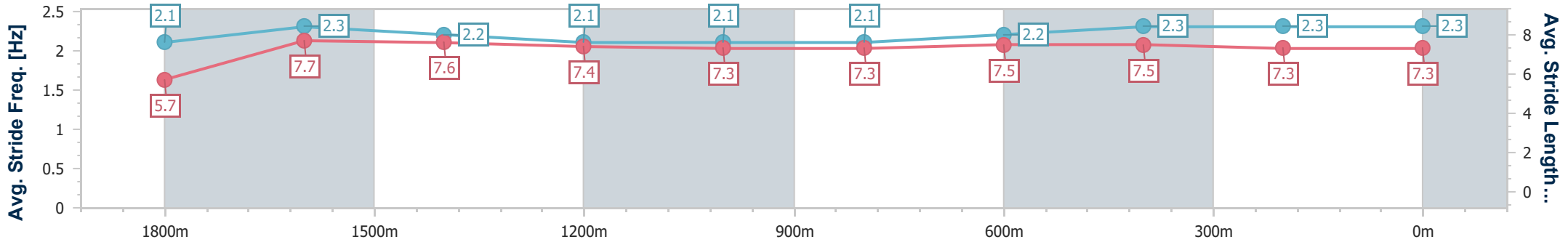
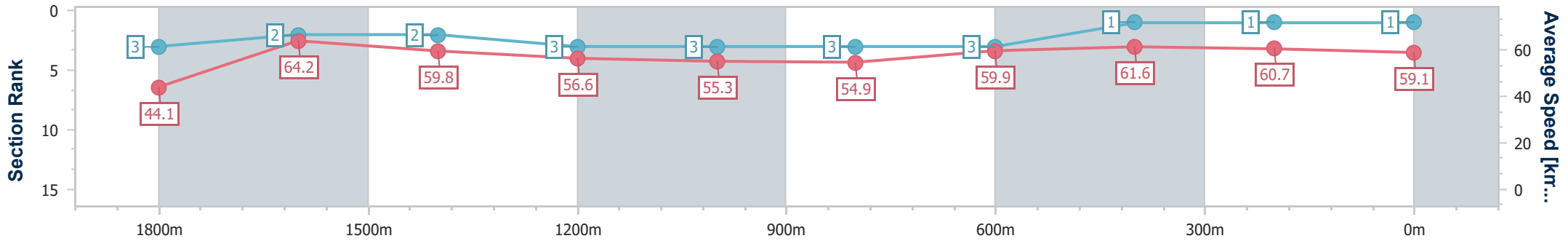
Race 4: GRACE LAWYERS Maiden Handicap - 1900m



13 July 2024 - 14:11

Track Rating: Synthetic, Weather: Fine, Rail Position: True

Section	Overall	1800m	1600m	1400m	1200m	1000m	800m	600m	400m	200m
Section Times	1:58.31 [1] (0:08.11)	1:50.20 [3] (0:11.29)	1:38.91 [2] (0:12.15)	1:26.76 [2] (0:12.95)	1:13.81 [3] (0:13.00)	1:00.81 [3] (0:13.11)	0:47.70 [3] (0:11.98)	0:35.72 [3] (0:11.71)	0:24.01 [1] (0:11.85)	0:12.16 [1] (0:12.16)
Average Speed [km/h]	44.1	64.2	59.8	56.6	55.3	54.9	59.9	61.6	60.7	59.1
Top Speed [km/h]	44.3	65.1	65.0	59.9	56.9	55.9	61.1	62.6	62.2	61.8
Avg. Dist. to Rail [m]	5.1	2.9	2.5	2.0	0.8	0.4	1.0	0.5	1.6	0.9
Avg. Stride Freq. [Hz]	2.1	2.3	2.2	2.1	2.1	2.1	2.2	2.3	2.3	2.3
Avg. Stride Length [m]	5.7	7.7	7.6	7.4	7.3	7.3	7.5	7.5	7.3	7.3



- [] Ranking at each section and finish
- .-.- No data available at this section
- NA No data available



Horse/Jockey Name	Nitrogen
Final Rank	2
Fastest Section Time (Section)	0:08.54 (Overall)
Top Speed [km/h] (Section)	63.9 (600m)
Race State	Finished



Aquis Park Gold Coast Poly QLD Professional

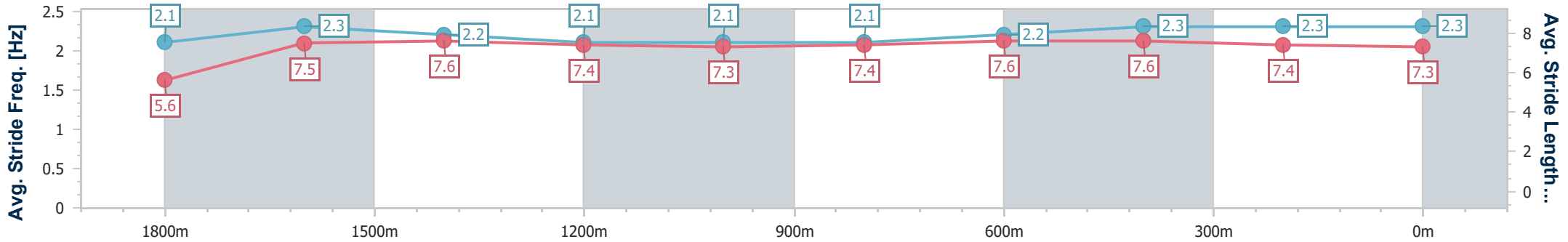
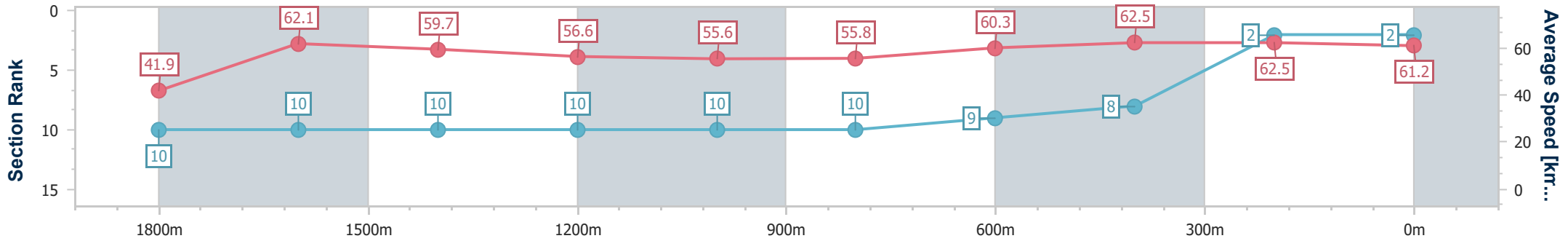
Race 4: GRACE LAWYERS Maiden Handicap - 1900m



13 July 2024 - 14:11

Track Rating: Synthetic, Weather: Fine, Rail Position: True

Section	Overall	1800m	1600m	1400m	1200m	1000m	800m	600m	400m	200m
Section Times	1:58.32 [2] (0:08.54)	1:49.78 [10] (0:11.64)	1:38.14 [10] (0:12.16)	1:25.98 [10] (0:12.92)	1:13.06 [10] (0:12.94)	1:00.12 [10] (0:12.94)	0:47.18 [10] (0:12.09)	0:35.09 [9] (0:11.68)	0:23.41 [8] (0:11.68)	0:11.73 [2] (0:11.73)
Average Speed [km/h]	41.9	62.1	59.7	56.6	55.6	55.8	60.3	62.5	62.5	61.2
Top Speed [km/h]	42.1	63.4	63.2	60.0	57.1	56.8	61.0	63.9	63.1	63.2
Avg. Dist. to Rail [m]	8.9	3.2	1.5	1.7	1.6	1.3	1.2	3.1	4.6	3.8
Avg. Stride Freq. [Hz]	2.1	2.3	2.2	2.1	2.1	2.1	2.2	2.3	2.3	2.3
Avg. Stride Length [m]	5.6	7.5	7.6	7.4	7.3	7.4	7.6	7.6	7.4	7.3



- [] Ranking at each section and finish
- .-.- No data available at this section
- NA No data available



Horse/Jockey Name	Smokin Match
Final Rank	3
Fastest Section Time (Section)	0:08.13 (Overall)
Top Speed [km/h] (Section)	63.7 (1800m)
Race State	Finished



Aquis Park Gold Coast Poly QLD Professional

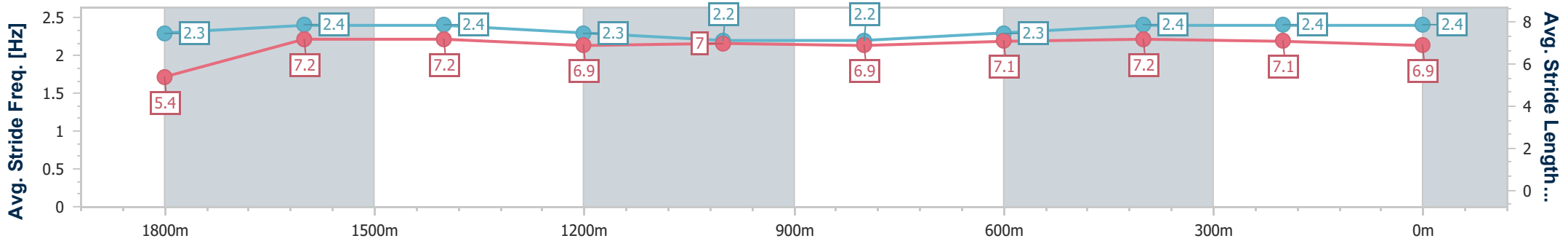
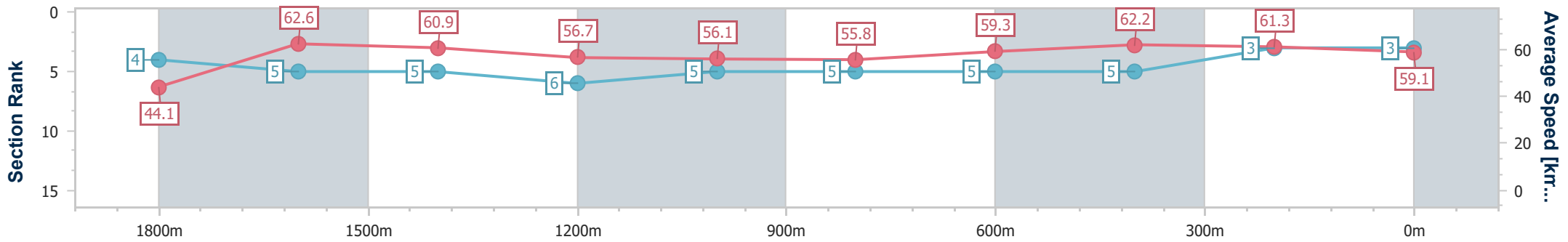
Race 4: GRACE LAWYERS Maiden Handicap - 1900m



13 July 2024 - 14:11

Track Rating: Synthetic, Weather: Fine, Rail Position: True

Section	Overall	1800m	1600m	1400m	1200m	1000m	800m	600m	400m	200m
Section Times	1:58.72 [3] (0:08.13)	1:50.59 [4] (0:11.62)	1:38.97 [5] (0:12.12)	1:26.85 [5] (0:12.94)	1:13.91 [6] (0:12.91)	1:01.00 [5] (0:13.00)	0:48.00 [5] (0:12.24)	0:35.76 [5] (0:11.82)	0:23.94 [5] (0:11.85)	0:12.09 [3] (0:12.09)
Average Speed [km/h]	44.1	62.6	60.9	56.7	56.1	55.8	59.3	62.2	61.3	59.1
Top Speed [km/h]	44.3	63.7	63.7	60.6	57.7	56.5	60.5	62.6	62.7	61.8
Avg. Dist. to Rail [m]	7.3	5.2	4.6	3.1	2.3	2.0	1.6	2.8	4.1	2.8
Avg. Stride Freq. [Hz]	2.3	2.4	2.4	2.3	2.2	2.2	2.3	2.4	2.4	2.4
Avg. Stride Length [m]	5.4	7.2	7.2	6.9	7.0	6.9	7.1	7.2	7.1	6.9



- [] Ranking at each section and finish
- .-.- No data available at this section
- NA No data available



Horse/Jockey Name	Smelter
Final Rank	4
Fastest Section Time (Section)	0:08.21 (Overall)
Top Speed [km/h] (Section)	63.9 (1800m)
Race State	Finished



Aquis Park Gold Coast Poly QLD Professional

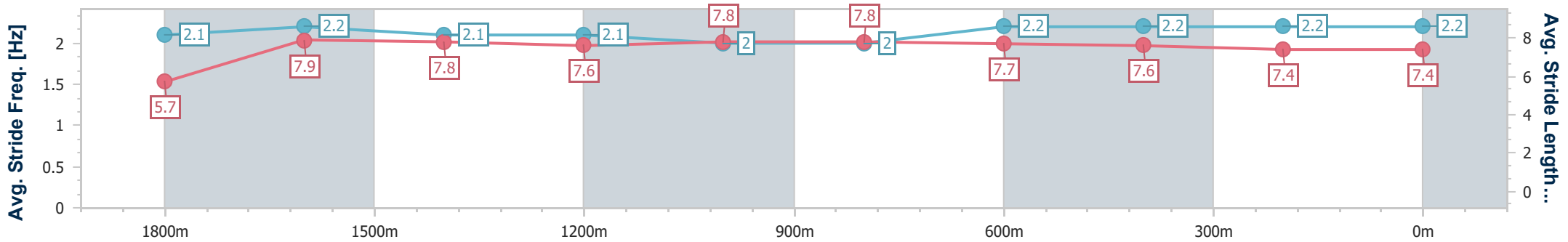
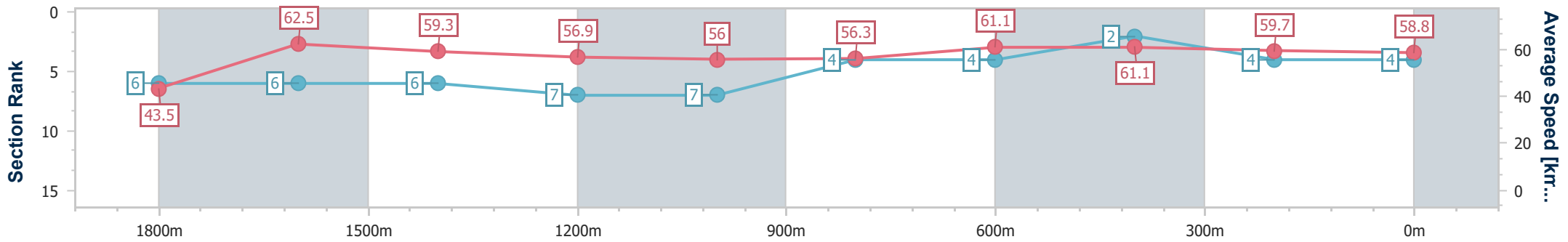
Race 4: GRACE LAWYERS Maiden Handicap - 1900m



13 July 2024 - 14:11

Track Rating: Synthetic, Weather: Fine, Rail Position: True

Section	Overall	1800m	1600m	1400m	1200m	1000m	800m	600m	400m	200m
Section Times	1:58.92 [4] (0:08.21)	1:50.71 [6] (0:11.57)	1:39.14 [6] (0:12.21)	1:26.93 [6] (0:12.92)	1:14.01 [7] (0:12.88)	1:01.13 [7] (0:12.93)	0:48.20 [4] (0:12.02)	0:36.18 [4] (0:11.85)	0:24.33 [2] (0:12.08)	0:12.25 [4] (0:12.25)
Average Speed [km/h]	43.5	62.5	59.3	56.9	56.0	56.3	61.1	61.1	59.7	58.8
Top Speed [km/h]	43.7	63.9	63.7	60.0	57.4	57.1	61.9	62.5	61.6	60.6
Avg. Dist. to Rail [m]	9.9	5.2	3.1	2.5	3.1	2.9	2.9	1.7	1.5	0.2
Avg. Stride Freq. [Hz]	2.1	2.2	2.1	2.1	2.0	2.0	2.2	2.2	2.2	2.2
Avg. Stride Length [m]	5.7	7.9	7.8	7.6	7.8	7.8	7.7	7.6	7.4	7.4



- [] Ranking at each section and finish
- .-.- No data available at this section
- NA No data available



Horse/Jockey Name	How Ya Been Anyway
Final Rank	5
Fastest Section Time (Section)	0:08.24 (Overall)
Top Speed [km/h] (Section)	63.6 (600m)
Race State	Finished



Aquis Park Gold Coast Poly QLD Professional

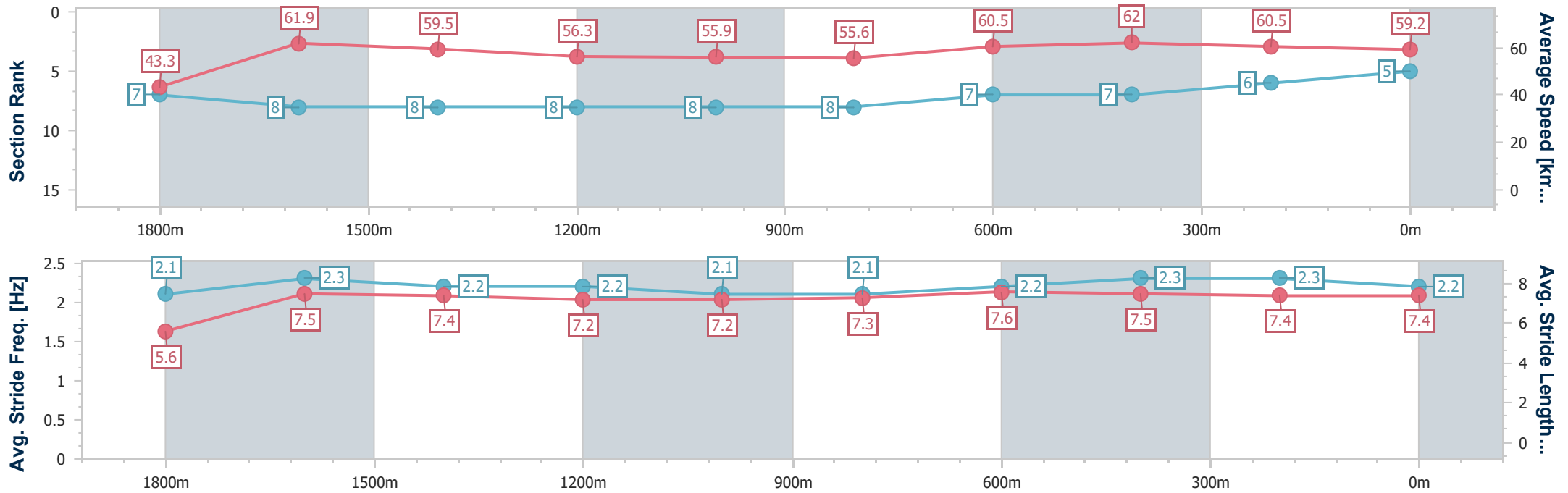
Race 4: GRACE LAWYERS Maiden Handicap - 1900m



13 July 2024 - 14:11

Track Rating: Synthetic, Weather: Fine, Rail Position: True

Section	Overall	1800m	1600m	1400m	1200m	1000m	800m	600m	400m	200m
Section Times	1:59.14 [5] (0:08.24)	1:50.90 [7] (0:11.71)	1:39.19 [8] (0:12.19)	1:27.00 [8] (0:12.94)	1:14.06 [8] (0:12.89)	1:01.17 [8] (0:12.95)	0:48.22 [8] (0:12.09)	0:36.13 [7] (0:11.90)	0:24.23 [7] (0:12.02)	0:12.21 [6] (0:12.21)
Average Speed [km/h]	43.3	61.9	59.5	56.3	55.9	55.6	60.5	62.0	60.5	59.2
Top Speed [km/h]	43.5	62.9	62.6	59.9	56.9	56.7	61.1	63.6	62.3	61.6
Avg. Dist. to Rail [m]	4.6	2.8	2.1	1.6	1.3	1.1	1.7	4.3	7.0	6.3
Avg. Stride Freq. [Hz]	2.1	2.3	2.2	2.2	2.1	2.1	2.2	2.3	2.3	2.2
Avg. Stride Length [m]	5.6	7.5	7.4	7.2	7.2	7.3	7.6	7.5	7.4	7.4



- [] Ranking at each section and finish
- .-.- No data available at this section
- NA No data available



Horse/Jockey Name	Frankel Moon
Final Rank	6
Fastest Section Time (Section)	0:08.56 (Overall)
Top Speed [km/h] (Section)	63.8 (600m)
Race State	Finished



Aquis Park Gold Coast Poly QLD Professional

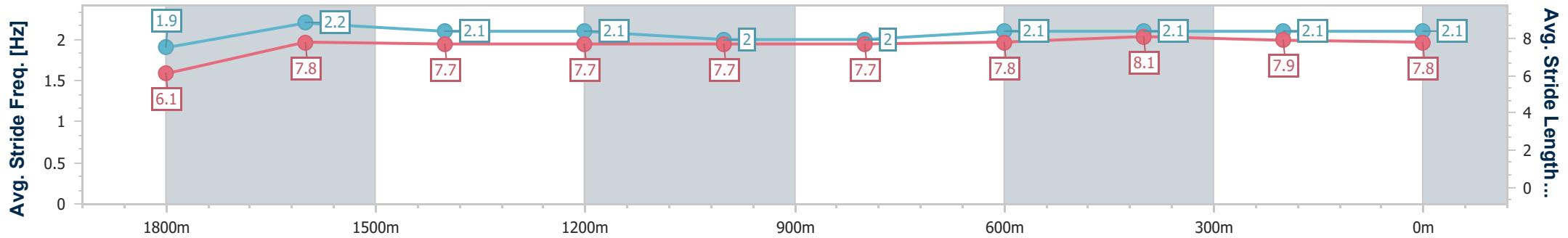
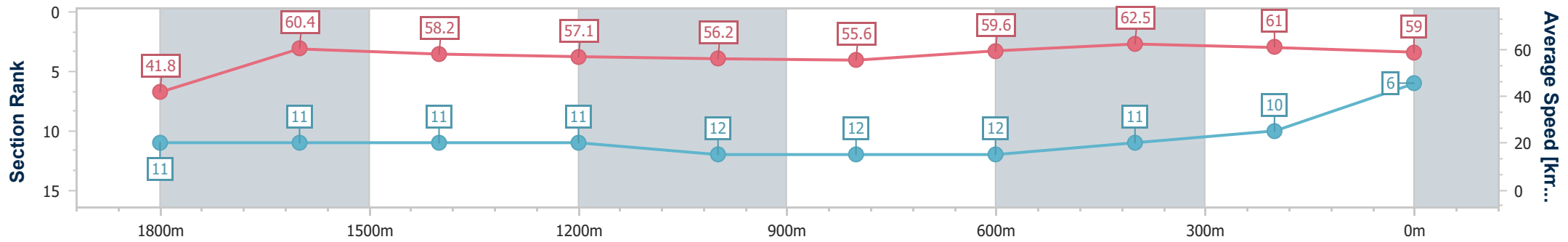
Race 4: GRACE LAWYERS Maiden Handicap - 1900m



13 July 2024 - 14:11

Track Rating: Synthetic, Weather: Fine, Rail Position: True

Section	Overall	1800m	1600m	1400m	1200m	1000m	800m	600m	400m	200m
Section Times	1:59.25 [6] (0:08.56)	1:50.69 [11] (0:11.82)	1:38.87 [11] (0:12.37)	1:26.50 [11] (0:12.72)	1:13.78 [11] (0:12.81)	1:00.97 [12] (0:13.00)	0:47.97 [12] (0:12.24)	0:35.73 [12] (0:11.71)	0:24.02 [11] (0:11.90)	0:12.12 [10] (0:12.12)
Average Speed [km/h]	41.8	60.4	58.2	57.1	56.2	55.6	59.6	62.5	61.0	59.0
Top Speed [km/h]	42.0	61.9	61.8	59.2	57.7	56.8	60.9	63.8	63.0	61.7
Avg. Dist. to Rail [m]	1.3	1.1	1.4	0.9	0.7	0.6	2.6	3.3	4.7	4.5
Avg. Stride Freq. [Hz]	1.9	2.2	2.1	2.1	2.0	2.0	2.1	2.1	2.1	2.1
Avg. Stride Length [m]	6.1	7.8	7.7	7.7	7.7	7.7	7.8	8.1	7.9	7.8



- [] Ranking at each section and finish
- .-.- No data available at this section
- NA No data available



Horse/Jockey Name	Minister Garrett
Final Rank	7
Fastest Section Time (Section)	0:08.20 (Overall)
Top Speed [km/h] (Section)	62.9 (1800m)
Race State	Finished



Aquis Park Gold Coast Poly QLD Professional

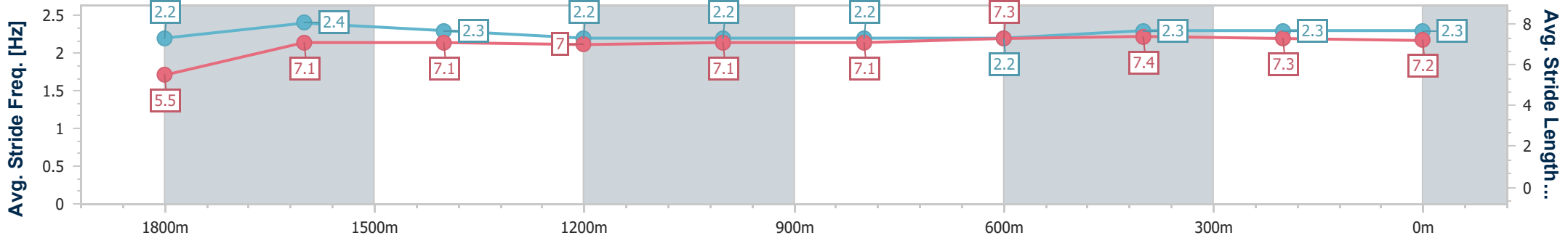
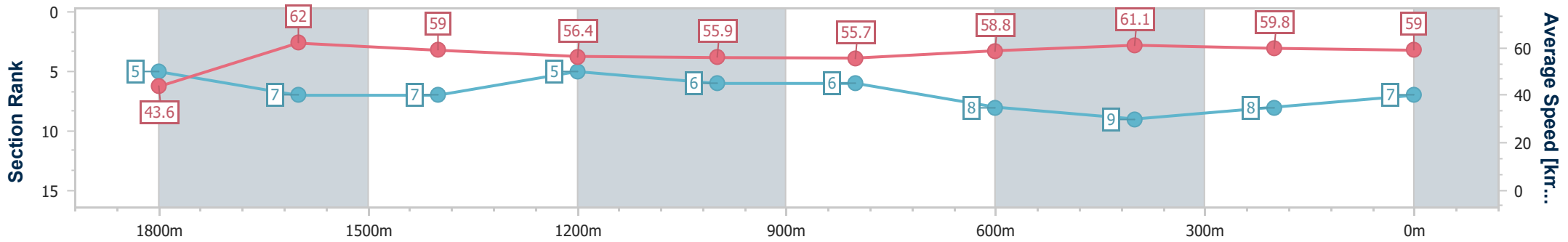
Race 4: GRACE LAWYERS Maiden Handicap - 1900m



13 July 2024 - 14:11

Track Rating: Synthetic, Weather: Fine, Rail Position: True

Section	Overall	1800m	1600m	1400m	1200m	1000m	800m	600m	400m	200m
Section Times	1:59.27 [7] (0:08.20)	1:51.07 [5] (0:11.64)	1:39.43 [7] (0:12.18)	1:27.25 [7] (0:12.77)	1:14.48 [5] (0:12.98)	1:01.50 [6] (0:12.99)	0:48.51 [6] (0:12.31)	0:36.20 [8] (0:11.90)	0:24.30 [9] (0:12.10)	0:12.20 [8] (0:12.20)
Average Speed [km/h]	43.6	62.0	59.0	56.4	55.9	55.7	58.8	61.1	59.8	59.0
Top Speed [km/h]	43.8	62.9	62.9	59.7	56.8	56.3	59.9	62.3	61.4	60.9
Avg. Dist. to Rail [m]	3.0	1.9	0.9	0.5	0.3	0.9	1.0	1.5	2.9	3.5
Avg. Stride Freq. [Hz]	2.2	2.4	2.3	2.2	2.2	2.2	2.2	2.3	2.3	2.3
Avg. Stride Length [m]	5.5	7.1	7.1	7.0	7.1	7.1	7.3	7.4	7.3	7.2



- [] Ranking at each section and finish
- .-.- No data available at this section
- NA No data available



Horse/Jockey Name	The Best Bad Boy
Final Rank	8
Fastest Section Time (Section)	0:08.72 (Overall)
Top Speed [km/h] (Section)	63.6 (600m)
Race State	Finished



Aquis Park Gold Coast Poly QLD Professional

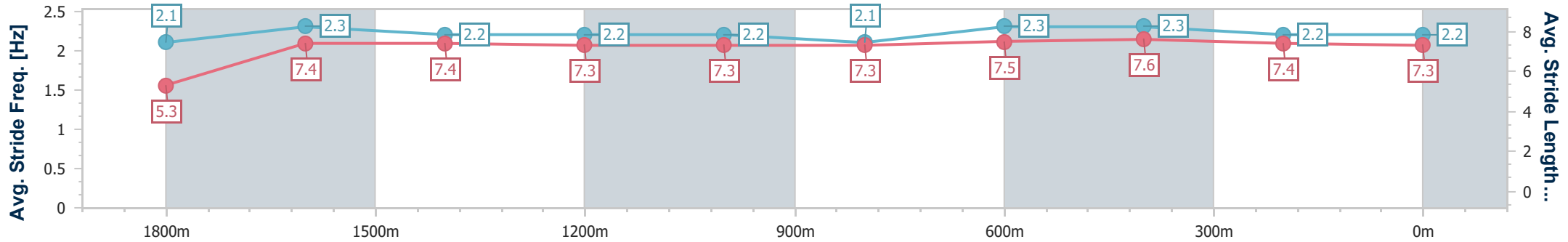
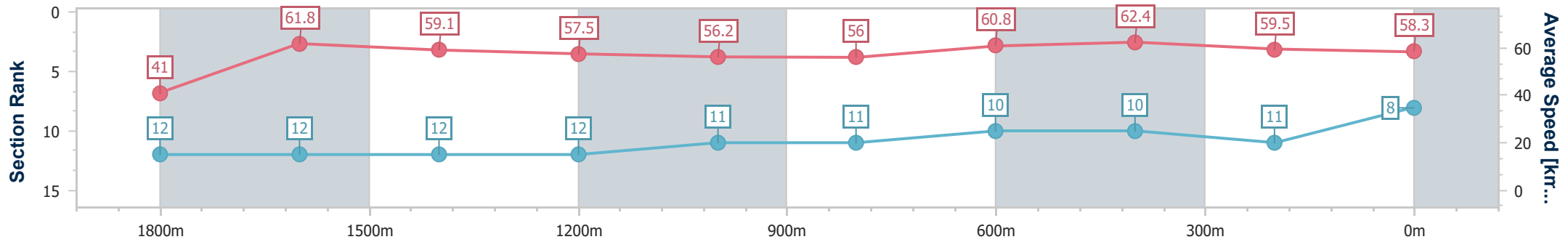
Race 4: GRACE LAWYERS Maiden Handicap - 1900m



13 July 2024 - 14:11

Track Rating: Synthetic, Weather: Fine, Rail Position: True

Section	Overall	1800m	1600m	1400m	1200m	1000m	800m	600m	400m	200m
Section Times	1:59.74 [8] (0:08.72)	1:51.02 [12] (0:11.72)	1:39.30 [12] (0:12.31)	1:26.99 [12] (0:12.75)	1:14.24 [12] (0:12.78)	1:01.46 [11] (0:12.95)	0:48.51 [11] (0:12.04)	0:36.47 [10] (0:11.85)	0:24.62 [10] (0:12.28)	0:12.34 [11] (0:12.34)
Average Speed [km/h]	41.0	61.8	59.1	57.5	56.2	56.0	60.8	62.4	59.5	58.3
Top Speed [km/h]	41.2	62.8	62.7	59.5	58.1	57.2	61.6	63.6	62.7	59.9
Avg. Dist. to Rail [m]	9.8	2.4	2.6	1.7	2.5	2.4	3.0	5.0	5.9	5.1
Avg. Stride Freq. [Hz]	2.1	2.3	2.2	2.2	2.2	2.1	2.3	2.3	2.2	2.2
Avg. Stride Length [m]	5.3	7.4	7.4	7.3	7.3	7.3	7.5	7.6	7.4	7.3



- [] Ranking at each section and finish
- .-.- No data available at this section
- NA No data available



Horse/Jockey Name	Twilight Sparkle
Final Rank	9
Fastest Section Time (Section)	0:08.02 (Overall)
Top Speed [km/h] (Section)	64.2 (1800m)
Race State	Finished



Aquis Park Gold Coast Poly QLD Professional

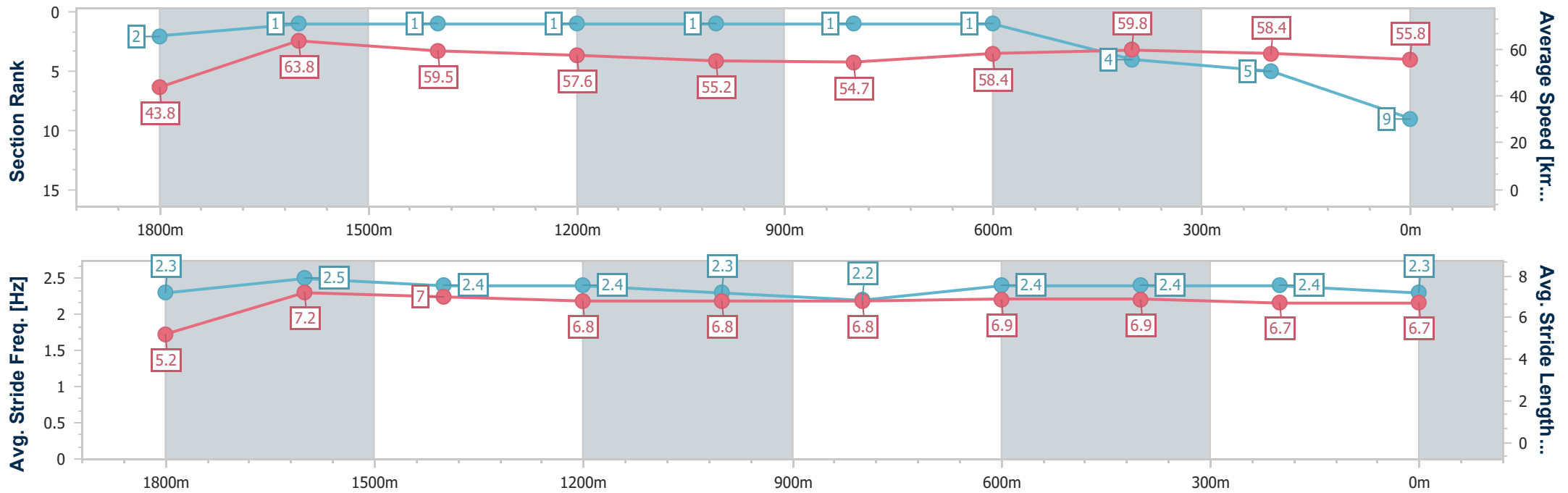
Race 4: GRACE LAWYERS Maiden Handicap - 1900m



13 July 2024 - 14:11

Track Rating: Synthetic, Weather: Fine, Rail Position: True

Section	Overall	1800m	1600m	1400m	1200m	1000m	800m	600m	400m	200m
Section Times	1:59.77 [9] (0:08.02)	1:51.75 [2] (0:11.33)	1:40.42 [1] (0:12.15)	1:28.27 [1] (0:12.49)	1:15.78 [1] (0:13.05)	1:02.73 [1] (0:13.18)	0:49.55 [1] (0:12.29)	0:37.26 [1] (0:12.11)	0:25.15 [4] (0:12.28)	0:12.87 [5] (0:12.87)
Average Speed [km/h]	43.8	63.8	59.5	57.6	55.2	54.7	58.4	59.8	58.4	55.8
Top Speed [km/h]	44.0	64.2	64.2	59.6	58.0	55.5	59.6	60.3	60.1	59.7
Avg. Dist. to Rail [m]	0.5	0.3	0.3	0.3	0.2	0.3	0.3	0.4	0.9	0.7
Avg. Stride Freq. [Hz]	2.3	2.5	2.4	2.4	2.3	2.2	2.4	2.4	2.4	2.3
Avg. Stride Length [m]	5.2	7.2	7.0	6.8	6.8	6.8	6.9	6.9	6.7	6.7



- [] Ranking at each section and finish
- .-.- No data available at this section
- NA No data available



Horse/Jockey Name	Fit And Proper
Final Rank	10
Fastest Section Time (Section)	0:07.97 (Overall)
Top Speed [km/h] (Section)	63.7 (1800m)
Race State	Finished



Aquis Park Gold Coast Poly QLD Professional

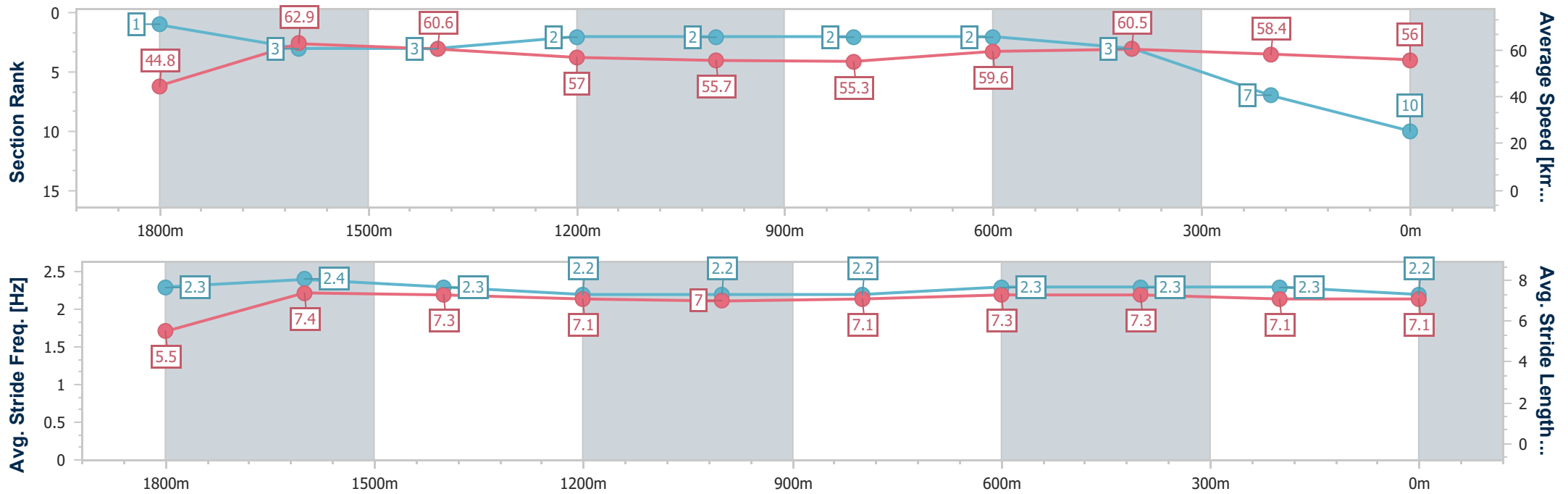
Race 4: GRACE LAWYERS Maiden Handicap - 1900m



13 July 2024 - 14:11

Track Rating: Synthetic, Weather: Fine, Rail Position: True

Section	Overall	1800m	1600m	1400m	1200m	1000m	800m	600m	400m	200m
Section Times	1:59.87 [10] (0:07.97)	1:51.90 [1] (0:11.61)	1:40.29 [3] (0:12.05)	1:28.24 [3] (0:12.79)	1:15.45 [2] (0:13.00)	1:02.45 [2] (0:13.02)	0:49.43 [2] (0:12.14)	0:37.29 [2] (0:12.04)	0:25.25 [3] (0:12.39)	0:12.86 [7] (0:12.86)
Average Speed [km/h]	44.8	62.9	60.6	57.0	55.7	55.3	59.6	60.5	58.4	56.0
Top Speed [km/h]	45.0	63.7	63.5	60.8	57.5	56.1	60.8	62.3	60.7	59.2
Avg. Dist. to Rail [m]	6.5	4.6	2.9	2.0	1.9	1.1	0.8	2.0	1.8	2.4
Avg. Stride Freq. [Hz]	2.3	2.4	2.3	2.2	2.2	2.2	2.3	2.3	2.3	2.2
Avg. Stride Length [m]	5.5	7.4	7.3	7.1	7.0	7.1	7.3	7.3	7.1	7.1



- [] Ranking at each section and finish
- .-.- No data available at this section
- NA No data available



Horse/Jockey Name	Reve Americain
Final Rank	11
Fastest Section Time (Section)	0:08.39 (Overall)
Top Speed [km/h] (Section)	62.9 (1800m)
Race State	Finished



Aquis Park Gold Coast Poly QLD Professional

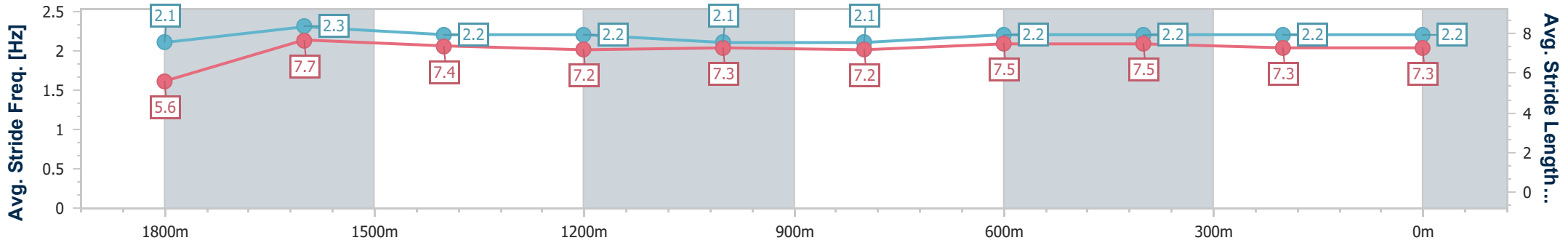
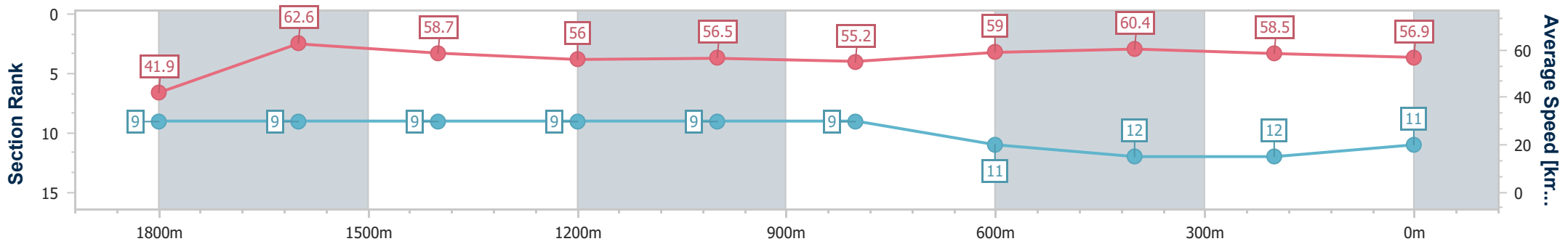
Race 4: GRACE LAWYERS Maiden Handicap - 1900m



13 July 2024 - 14:11

Track Rating: Synthetic, Weather: Fine, Rail Position: True

Section	Overall	1800m	1600m	1400m	1200m	1000m	800m	600m	400m	200m
Section Times	2:00.15 [11] (0:08.39)	1:51.76 [9] (0:11.68)	1:40.08 [9] (0:12.24)	1:27.84 [9] (0:12.86)	1:14.98 [9] (0:12.85)	1:02.13 [9] (0:13.06)	0:49.07 [9] (0:12.25)	0:36.82 [11] (0:11.95)	0:24.87 [12] (0:12.22)	0:12.65 [12] (0:12.65)
Average Speed [km/h]	41.9	62.6	58.7	56.0	56.5	55.2	59.0	60.4	58.5	56.9
Top Speed [km/h]	42.1	62.9	62.6	59.8	57.1	56.6	59.9	61.6	60.9	59.7
Avg. Dist. to Rail [m]	7.8	2.1	1.1	0.5	0.6	0.3	0.2	0.1	1.7	3.4
Avg. Stride Freq. [Hz]	2.1	2.3	2.2	2.2	2.1	2.1	2.2	2.2	2.2	2.2
Avg. Stride Length [m]	5.6	7.7	7.4	7.2	7.3	7.2	7.5	7.5	7.3	7.3



- [] Ranking at each section and finish
- .-.- No data available at this section
- NA No data available



Horse/Jockey Name	Enlightening
Final Rank	12
Fastest Section Time (Section)	0:08.30 (Overall)
Top Speed [km/h] (Section)	64.1 (1800m)
Race State	Finished



Aquis Park Gold Coast Poly QLD Professional

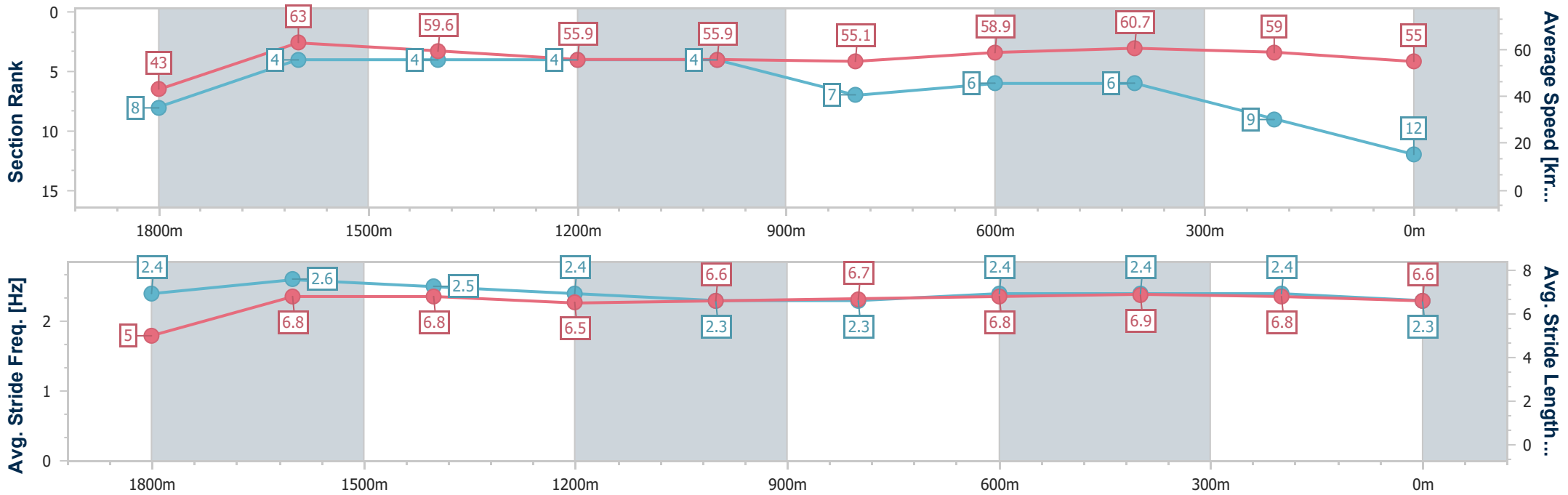
Race 4: GRACE LAWYERS Maiden Handicap - 1900m



13 July 2024 - 14:11

Track Rating: Synthetic, Weather: Fine, Rail Position: True

Section	Overall	1800m	1600m	1400m	1200m	1000m	800m	600m	400m	200m
Section Times	2:00.21 [12] (0:08.30)	1:51.91 [8] (0:11.44)	1:40.47 [4] (0:12.12)	1:28.35 [4] (0:12.92)	1:15.43 [4] (0:12.92)	1:02.51 [4] (0:13.08)	0:49.43 [7] (0:12.21)	0:37.22 [6] (0:11.91)	0:25.31 [6] (0:12.22)	0:13.09 [9] (0:13.09)
Average Speed [km/h]	43.0	63.0	59.6	55.9	55.9	55.1	58.9	60.7	59.0	55.0
Top Speed [km/h]	43.2	64.1	63.7	59.9	56.7	56.2	60.0	62.0	60.8	59.8
Avg. Dist. to Rail [m]	2.7	0.8	0.9	0.8	1.3	0.6	0.2	0.5	1.1	1.8
Avg. Stride Freq. [Hz]	2.4	2.6	2.5	2.4	2.3	2.3	2.4	2.4	2.4	2.3
Avg. Stride Length [m]	5.0	6.8	6.8	6.5	6.6	6.7	6.8	6.9	6.8	6.6



- [] Ranking at each section and finish
- .-.- No data available at this section
- NA No data available



Aquis Park Gold Coast Poly QLD Professional
Race 5: ARCHERS THE STRATA PROFESSIONALS BENCHMARK 65
Handicap - 1540m
13 July 2024 - 14:46



Track Rating: Synthetic, Weather: Fine, Rail Position: True

Section		Field Times												
		Overall	1400m	1200m	1000m	800m	600m	400m	Last 600m					
		1:32.60 (0:10.35)	1:22.25 (0:11.68)	1:10.57 (0:11.65)	0:58.92 (0:11.44)	0:47.48 (0:11.48)	0:36.00 (0:11.88)	0:24.12 (0:12.02)	0:36.00					
Rank	TAB	Horse/Jockey	Barrier	Top Speed [km/h]	Fastest Section								Distance Travelled [m]	
1	5	TAKUNAI Rikki Jamieson	4	63.9	0:10.69	1:32.60 [1] (0:10.69)	1:21.91 [6] (0:11.74)	1:10.17 [6] (0:11.68)	0:58.49 [7] (0:11.80)	0:46.69 [8] (0:11.60)	0:35.09 [8] (0:11.62)	0:23.47 [9] (0:11.64)	0:35.09	
2	1	PERNELL Jai Williams	2	64.5	0:10.85	1:32.65 [2] (0:10.85)	1:21.80 [7] (0:11.80)	1:10.00 [9] (0:11.70)	0:58.30 [9] (0:11.64)	0:46.66 [9] (0:11.58)	0:35.08 [9] (0:11.44)	0:23.64 [6] (0:11.71)	0:35.08	-4
3	3	SILVER WARRIOR Corey Sutherland	1	64.6	0:10.41	1:32.66 [3] (0:10.41)	1:22.25 [2] (0:11.71)	1:10.54 [2] (0:11.95)	0:58.59 [6] (0:11.63)	0:46.96 [5] (0:11.52)	0:35.44 [5] (0:11.59)	0:23.85 [3] (0:11.83)	0:35.44	-14
4	6	HULKAMANIA Paul Hammersley	7	64.3	0:10.68	1:32.71 [4] (0:10.68)	1:22.03 [5] (0:11.65)	1:10.38 [5] (0:11.35)	0:59.03 [1] (0:11.44)	0:47.59 [1] (0:11.48)	0:36.11 [1] (0:11.88)	0:24.23 [1] (0:12.02)	0:36.11	-5
5	7	WANDA'S OUTLAW Micheal Hellyer	9	64.2	0:10.94	1:32.77 [5] (0:10.94)	1:21.83 [8] (0:11.68)	1:10.15 [8] (0:11.75)	0:58.40 [10] (0:11.67)	0:46.73 [10] (0:11.66)	0:35.07 [10] (0:11.64)	0:23.43 [10] (0:11.75)	0:35.07	+2
6	11	HARDLEY GREY Noriyuki Masuda	11	64.9	0:11.17	1:32.98 [6] (0:11.17)	1:21.81 [9] (0:11.43)	1:10.38 [7] (0:11.73)	0:58.65 [8] (0:11.56)	0:47.09 [7] (0:11.49)	0:35.60 [7] (0:11.70)	0:23.90 [8] (0:11.88)	0:35.60	-10
7	12	CALL ME ARTIE Adin Thompson	12	66.2	0:11.22	1:33.09 [7] (0:11.22)	1:21.87 [10] (0:11.46)	1:10.41 [10] (0:11.27)	0:59.14 [4] (0:11.59)	0:47.55 [4] (0:11.68)	0:35.87 [4] (0:11.79)	0:24.08 [7] (0:12.08)	0:35.87	+4
8	4	SKATER Michael Cahill	10	66.2	0:10.35	1:33.19 [8] (0:10.35)	1:22.84 [1] (0:11.68)	1:11.16 [1] (0:11.68)	0:59.48 [2] (0:11.65)	0:47.83 [2] (0:11.62)	0:36.21 [2] (0:11.73)	0:24.48 [2] (0:12.05)	0:36.21	-5
9	10	FLIC EN FLAC Anthony Allen	5	64.5	0:10.56	1:33.36 [9] (0:10.56)	1:22.80 [4] (0:11.57)	1:11.23 [3] (0:11.72)	0:59.51 [3] (0:11.63)	0:47.88 [3] (0:11.54)	0:36.34 [3] (0:11.80)	0:24.54 [4] (0:12.05)	0:36.34	-3
10	2	SCENIC RIM Taylor Marshall	3	63.3	0:10.47	1:33.56 [10] (0:10.47)	1:23.09 [3] (0:11.77)	1:11.32 [4] (0:11.79)	0:59.53 [5] (0:11.69)	0:47.84 [6] (0:11.56)	0:36.28 [6] (0:11.65)	0:24.63 [5] (0:11.97)	0:36.28	-9

Did Not Finish: Hell Follows (#8)
 Scratched: Tuqiri (#9), Midnight Boom (#13)

[] Ranking at each section and finish
 -:-:- No data available at this section
 NA No data available
 SCN Saddle cloth number
 DNF Did not finish
 DNT Did not track



Aquis Park Gold Coast Poly QLD Professional
Race 5: ARCHERS THE STRATA PROFESSIONALS BENCHMARK 65
Handicap - 1540m
13 July 2024 - 14:46



Track Rating: Synthetic, Weather: Fine, Rail Position: True

Section				200m				Last 600m		
Field Times				0:12.10 (0:12.10)				0:36.00		
Rank	TAB	Horse/Jockey	Barrier	Top Speed [km/h]	Fastest Section	Margin			Distance Travelled [m]	
1	5	TAKUNAI Rikki Jamieson	4	63.9 600m	0:10.69 Overall (0:11.83)	0:11.83 [5] (0:11.83)	1:32.60		0:35.09	
2	1	PERNELL Jai Williams	2	64.5 600m	0:10.85 Overall (0:11.93)	0:11.93 [3] (0:11.93)	0.2L		0:35.08	-4
3	3	SILVER WARRIOR Corey Sutherland	1	64.6 1400m	0:10.41 Overall (0:12.02)	0:12.02 [2] (0:12.02)	0.3L		0:35.44	-14
4	6	HULKAMANIA Paul Hammersley	7	64.3 1400m	0:10.68 Overall (0:12.21)	0:12.21 [1] (0:12.21)	0.5L		0:36.11	-5
5	7	WANDA'S OUTLAW Micheal Hellyer	9	64.2 1400m	0:10.94 Overall (0:11.68)	0:11.68 [9] (0:11.68)	0.8L		0:35.07	+2
6	11	HARDLEY GREY Noriyuki Masuda	11	64.9 1400m	0:11.17 Overall (0:12.02)	0:12.02 [8] (0:12.02)	2.1L		0:35.60	-10
7	12	CALL ME ARTIE Adin Thompson	12	66.2 1400m	0:11.22 Overall (0:12.00)	0:12.00 [10] (0:12.00)	2.6L		0:35.87	+4
8	4	SKATER Michael Cahill	10	66.2 1400m	0:10.35 Overall (0:12.43)	0:12.43 [4] (0:12.43)	3.1L		0:36.21	-5
9	10	FLIC EN FLAC Anthony Allen	5	64.5 1400m	0:10.56 Overall (0:12.49)	0:12.49 [6] (0:12.49)	4.1L		0:36.34	-3
10	2	SCENIC RIM Taylor Marshall	3	63.3 Overall	0:10.47 Overall (0:12.66)	0:12.66 [7] (0:12.66)	5.1L		0:36.28	-9

Did Not Finish: Hell Follows (#8)
 Scratched: Tuqiri (#9), Midnight Boom (#13)

[] Ranking at each section and finish
 -:-:- No data available at this section
 NA No data available
 SCN Saddle cloth number
 DNF Did not finish
 DNT Did not track



Horse/Jockey Name	Takunai
Final Rank	1
Fastest Section Time (Section)	0:10.69 (Overall)
Top Speed [km/h] (Section)	63.9 (600m)
Race State	Finished



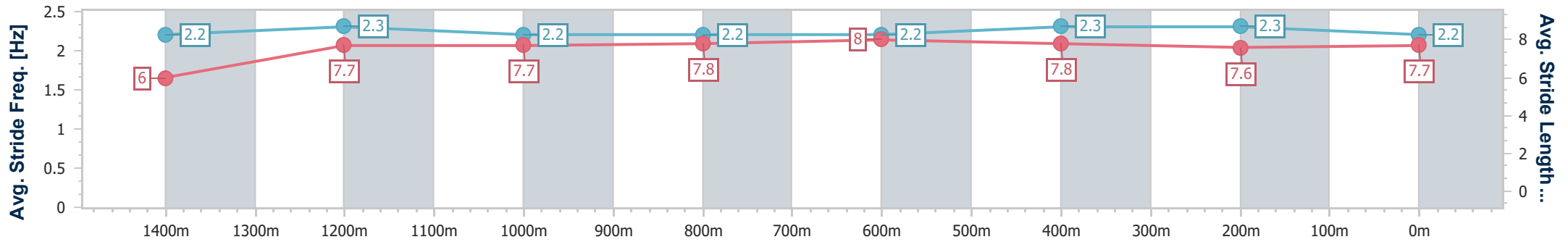
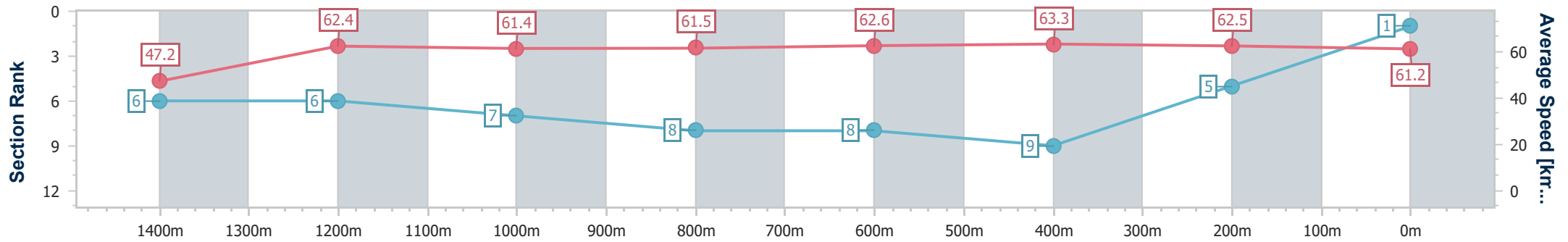
Aquis Park Gold Coast Poly QLD Professional
Race 5: ARCHERS THE STRATA PROFESSIONALS
BENCHMARK 65 Handicap - 1540m



13 July 2024 - 14:46

Track Rating: Synthetic, Weather: Fine, Rail Position: True

Section	Overall	1400m	1200m	1000m	800m	600m	400m	200m
Section Times	1:32.60 [1] (0:10.69)	1:21.91 [6] (0:11.74)	1:10.17 [6] (0:11.68)	0:58.49 [7] (0:11.80)	0:46.69 [8] (0:11.60)	0:35.09 [8] (0:11.62)	0:23.47 [9] (0:11.64)	0:11.83 [5] (0:11.83)
Average Speed [km/h]	47.2	62.4	61.4	61.5	62.6	63.3	62.5	61.2
Top Speed [km/h]	61.7	63.8	62.4	62.2	63.3	63.9	63.3	62.2
Avg. Dist. to Rail [m]	4.6	2.1	2.6	2.3	1.8	3.3	6.2	6.7
Avg. Stride Freq. [Hz]	2.2	2.3	2.2	2.2	2.2	2.3	2.3	2.2
Avg. Stride Length [m]	6.0	7.7	7.7	7.8	8.0	7.8	7.6	7.7



- [] Ranking at each section and finish
- .-.- No data available at this section
- NA No data available



Horse/Jockey Name	Pernell
Final Rank	2
Fastest Section Time (Section)	0:10.85 (Overall)
Top Speed [km/h] (Section)	64.5 (600m)
Race State	Finished



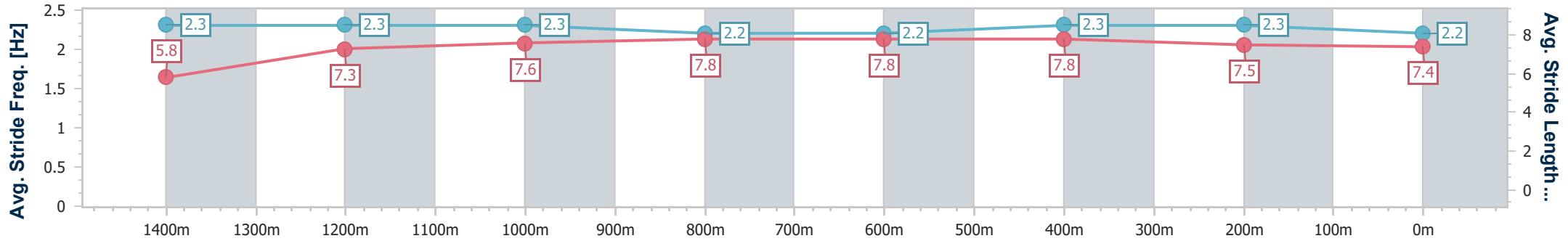
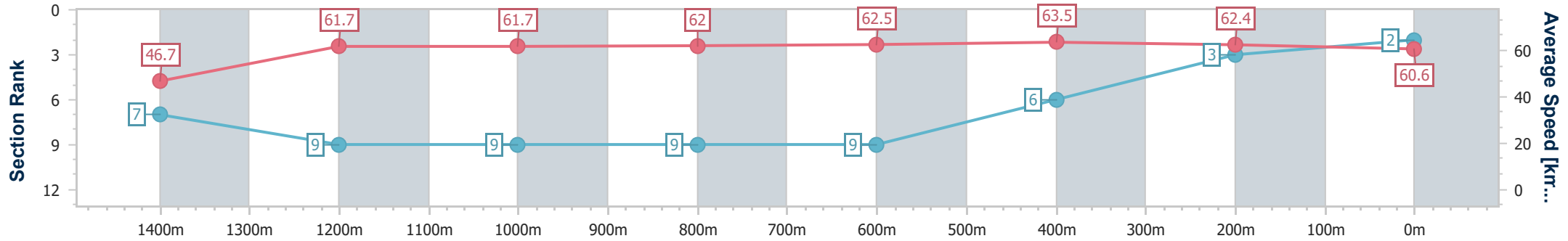
Aquis Park Gold Coast Poly QLD Professional
Race 5: ARCHERS THE STRATA PROFESSIONALS
BENCHMARK 65 Handicap - 1540m



13 July 2024 - 14:46

Track Rating: Synthetic, Weather: Fine, Rail Position: True

Section	Overall	1400m	1200m	1000m	800m	600m	400m	200m
Section Times	1:32.65 [2] (0:10.85)	1:21.80 [7] (0:11.80)	1:10.00 [9] (0:11.70)	0:58.30 [9] (0:11.64)	0:46.66 [9] (0:11.58)	0:35.08 [9] (0:11.44)	0:23.64 [6] (0:11.71)	0:11.93 [3] (0:11.93)
Average Speed [km/h]	46.7	61.7	61.7	62.0	62.5	63.5	62.4	60.6
Top Speed [km/h]	62.0	63.6	63.0	63.0	64.1	64.5	63.4	62.4
Avg. Dist. to Rail [m]	2.7	2.0	2.5	1.8	0.7	2.1	4.5	3.6
Avg. Stride Freq. [Hz]	2.3	2.3	2.3	2.2	2.2	2.3	2.3	2.2
Avg. Stride Length [m]	5.8	7.3	7.6	7.8	7.8	7.8	7.5	7.4



- [] Ranking at each section and finish
- .-.- No data available at this section
- NA No data available



Horse/Jockey Name	Silver Warrior
Final Rank	3
Fastest Section Time (Section)	0:10.41 (Overall)
Top Speed [km/h] (Section)	64.6 (1400m)
Race State	Finished



Aquis Park Gold Coast Poly QLD Professional

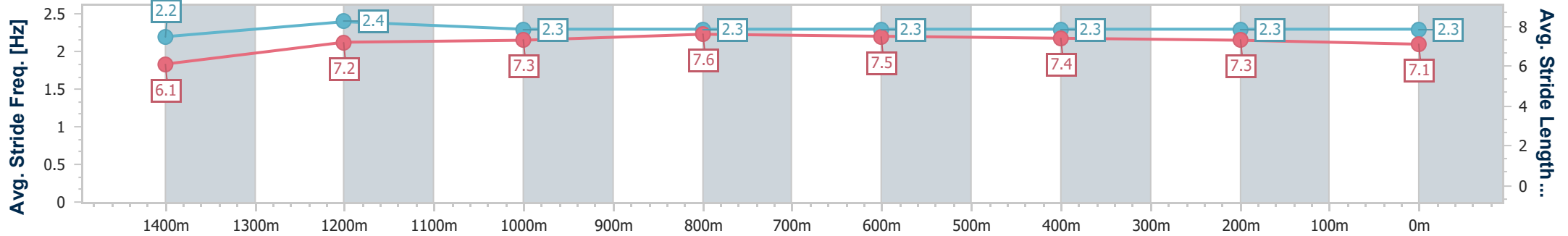
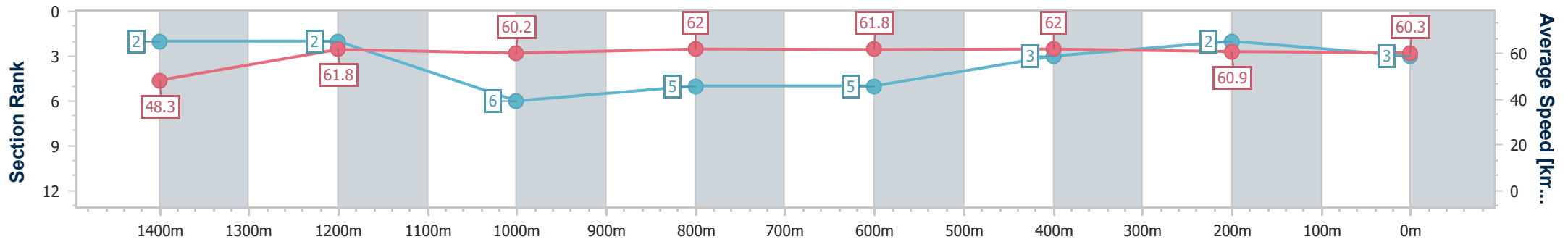
Race 5: ARCHERS THE STRATA PROFESSIONALS
BENCHMARK 65 Handicap - 1540m



13 July 2024 - 14:46

Track Rating: Synthetic, Weather: Fine, Rail Position: True

Section	Overall	1400m	1200m	1000m	800m	600m	400m	200m
Section Times	1:32.66 [3] (0:10.41)	1:22.25 [2] (0:11.71)	1:10.54 [2] (0:11.95)	0:58.59 [6] (0:11.63)	0:46.96 [5] (0:11.52)	0:35.44 [5] (0:11.59)	0:23.85 [3] (0:11.83)	0:12.02 [2] (0:12.02)
Average Speed [km/h]	48.3	61.8	60.2	62.0	61.8	62.0	60.9	60.3
Top Speed [km/h]	64.5	64.6	61.8	63.0	63.4	63.0	61.9	61.8
Avg. Dist. to Rail [m]	1.7	0.4	1.0	0.4	1.1	0.6	1.3	3.3
Avg. Stride Freq. [Hz]	2.2	2.4	2.3	2.3	2.3	2.3	2.3	2.3
Avg. Stride Length [m]	6.1	7.2	7.3	7.6	7.5	7.4	7.3	7.1



- [] Ranking at each section and finish
- .-.- No data available at this section
- NA No data available



Horse/Jockey Name	Hulkamania
Final Rank	4
Fastest Section Time (Section)	0:10.68 (Overall)
Top Speed [km/h] (Section)	64.3 (1400m)
Race State	Finished



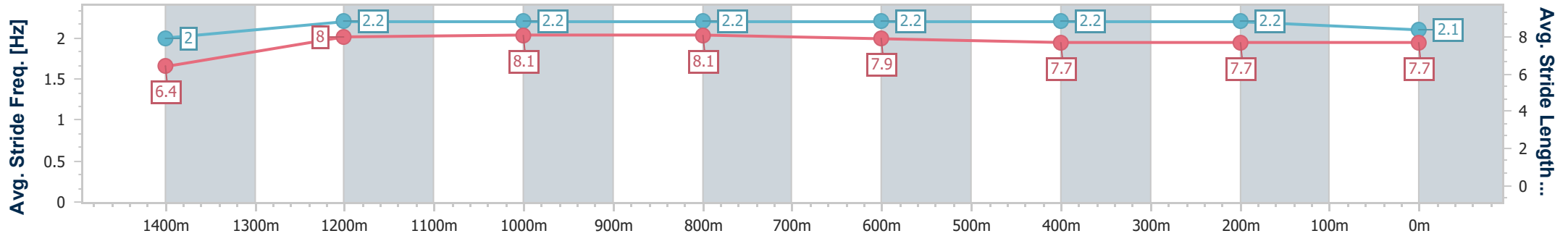
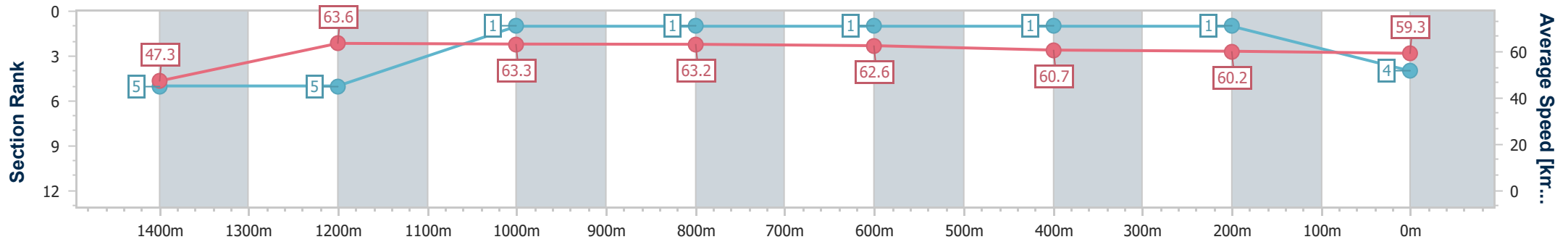
Aquis Park Gold Coast Poly QLD Professional
 Race 5: ARCHERS THE STRATA PROFESSIONALS
 BENCHMARK 65 Handicap - 1540m



13 July 2024 - 14:46

Track Rating: Synthetic, Weather: Fine, Rail Position: True

Section	Overall	1400m	1200m	1000m	800m	600m	400m	200m
Section Times	1:32.71 [4] (0:10.68)	1:22.03 [5] (0:11.65)	1:10.38 [5] (0:11.35)	0:59.03 [1] (0:11.44)	0:47.59 [1] (0:11.48)	0:36.11 [1] (0:11.88)	0:24.23 [1] (0:12.02)	0:12.21 [1] (0:12.21)
Average Speed [km/h]	47.3	63.6	63.3	63.2	62.6	60.7	60.2	59.3
Top Speed [km/h]	62.1	64.3	63.7	63.7	63.3	61.9	60.9	60.3
Avg. Dist. to Rail [m]	6.7	3.4	3.7	2.1	0.4	0.5	0.9	1.6
Avg. Stride Freq. [Hz]	2.0	2.2	2.2	2.2	2.2	2.2	2.2	2.1
Avg. Stride Length [m]	6.4	8.0	8.1	8.1	7.9	7.7	7.7	7.7



- [] Ranking at each section and finish
- .-.- No data available at this section
- NA No data available



Horse/Jockey Name	Wanda's Outlaw
Final Rank	5
Fastest Section Time (Section)	0:10.94 (Overall)
Top Speed [km/h] (Section)	64.2 (1400m)
Race State	Finished



Aquis Park Gold Coast Poly QLD Professional

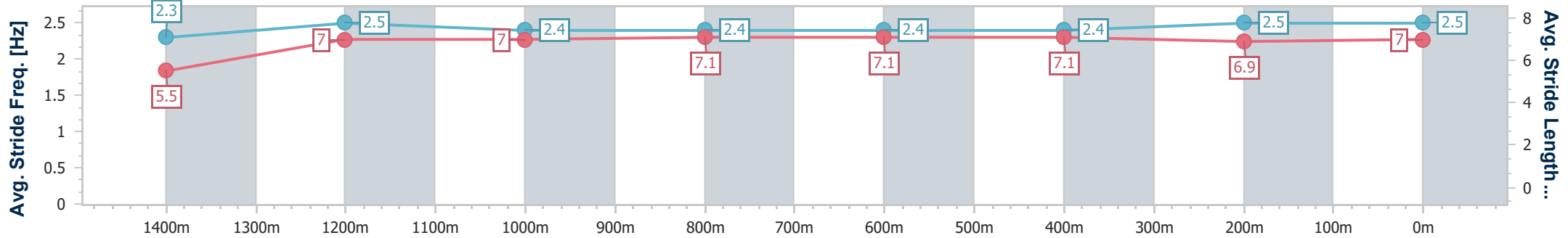
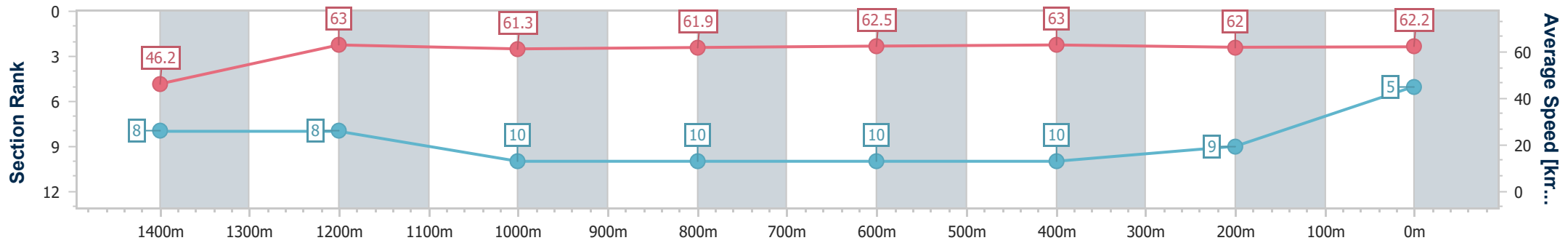
Race 5: ARCHERS THE STRATA PROFESSIONALS
BENCHMARK 65 Handicap - 1540m



13 July 2024 - 14:46

Track Rating: Synthetic, Weather: Fine, Rail Position: True

Section	Overall	1400m	1200m	1000m	800m	600m	400m	200m
Section Times	1:32.77 [5] (0:10.94)	1:21.83 [8] (0:11.68)	1:10.15 [8] (0:11.75)	0:58.40 [10] (0:11.67)	0:46.73 [10] (0:11.66)	0:35.07 [10] (0:11.64)	0:23.43 [10] (0:11.75)	0:11.68 [9] (0:11.68)
Average Speed [km/h]	46.2	63.0	61.3	61.9	62.5	63.0	62.0	62.2
Top Speed [km/h]	61.6	64.2	62.9	63.8	63.5	63.8	62.4	62.4
Avg. Dist. to Rail [m]	6.7	2.8	3.1	2.3	2.4	3.5	6.5	8.4
Avg. Stride Freq. [Hz]	2.3	2.5	2.4	2.4	2.4	2.4	2.5	2.5
Avg. Stride Length [m]	5.5	7.0	7.0	7.1	7.1	7.1	6.9	7.0



- [] Ranking at each section and finish
- .-.- No data available at this section
- NA No data available



Horse/Jockey Name	Hardley Grey
Final Rank	6
Fastest Section Time (Section)	0:11.17 (Overall)
Top Speed [km/h] (Section)	64.9 (1400m)
Race State	Finished



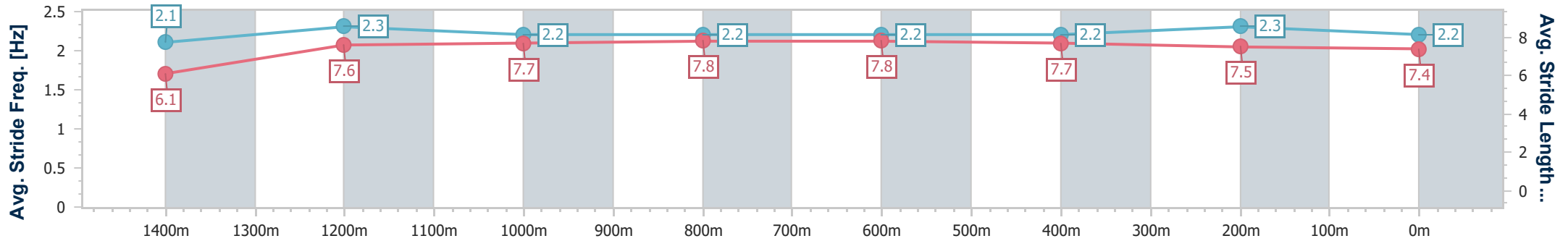
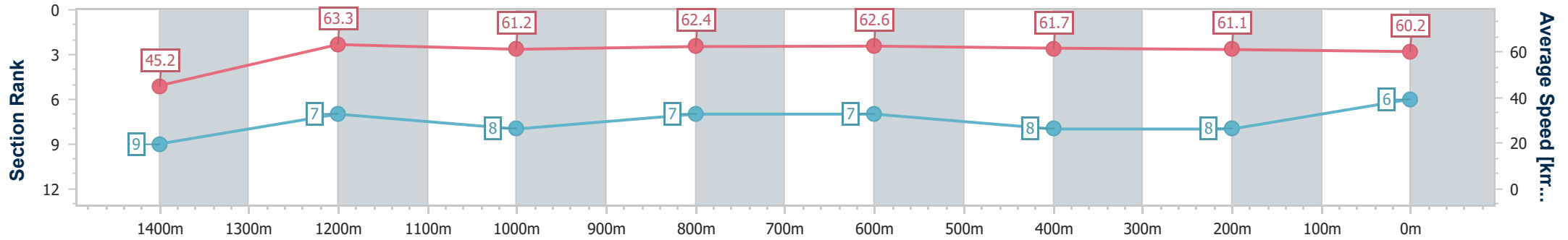
Aquis Park Gold Coast Poly QLD Professional
Race 5: ARCHERS THE STRATA PROFESSIONALS
BENCHMARK 65 Handicap - 1540m



13 July 2024 - 14:46

Track Rating: Synthetic, Weather: Fine, Rail Position: True

Section	Overall	1400m	1200m	1000m	800m	600m	400m	200m
Section Times	1:32.98 [6] (0:11.17)	1:21.81 [9] (0:11.43)	1:10.38 [7] (0:11.73)	0:58.65 [8] (0:11.56)	0:47.09 [7] (0:11.49)	0:35.60 [7] (0:11.70)	0:23.90 [8] (0:11.88)	0:12.02 [8] (0:12.02)
Average Speed [km/h]	45.2	63.3	61.2	62.4	62.6	61.7	61.1	60.2
Top Speed [km/h]	60.7	64.9	63.0	63.3	63.2	63.3	61.4	61.1
Avg. Dist. to Rail [m]	8.4	0.6	0.3	0.2	0.5	0.6	3.3	4.0
Avg. Stride Freq. [Hz]	2.1	2.3	2.2	2.2	2.2	2.2	2.3	2.2
Avg. Stride Length [m]	6.1	7.6	7.7	7.8	7.8	7.7	7.5	7.4



- [] Ranking at each section and finish
- .-.-.- No data available at this section
- NA No data available



Horse/Jockey Name	Call Me Artie
Final Rank	7
Fastest Section Time (Section)	0:11.22 (Overall)
Top Speed [km/h] (Section)	66.2 (1400m)
Race State	Finished



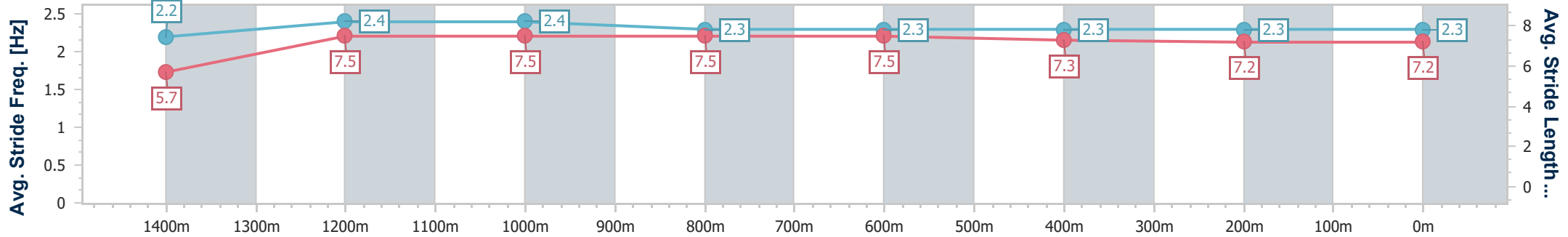
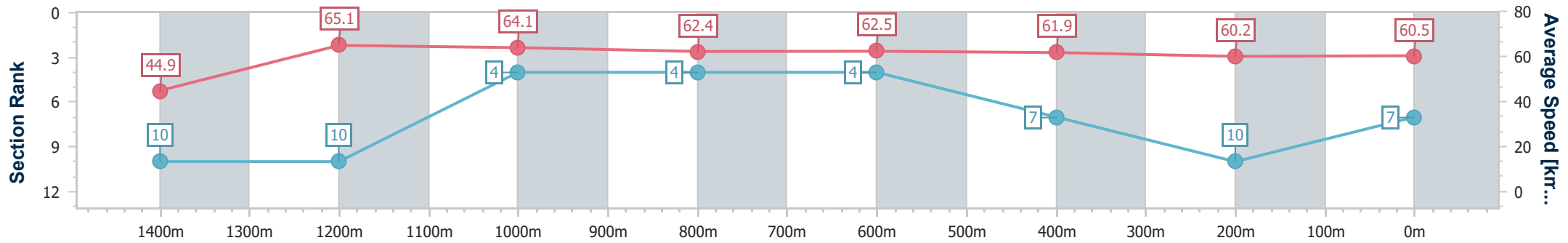
Aquis Park Gold Coast Poly QLD Professional
 Race 5: ARCHERS THE STRATA PROFESSIONALS
 BENCHMARK 65 Handicap - 1540m



13 July 2024 - 14:46

Track Rating: Synthetic, Weather: Fine, Rail Position: True

Section	Overall	1400m	1200m	1000m	800m	600m	400m	200m
Section Times	1:33.09 [7] (0:11.22)	1:21.87 [10] (0:11.46)	1:10.41 [10] (0:11.27)	0:59.14 [4] (0:11.59)	0:47.55 [4] (0:11.68)	0:35.87 [4] (0:11.79)	0:24.08 [7] (0:12.08)	0:12.00 [10] (0:12.00)
Average Speed [km/h]	44.9	65.1	64.1	62.4	62.5	61.9	60.2	60.5
Top Speed [km/h]	64.2	66.2	65.4	63.0	63.9	63.8	61.3	61.3
Avg. Dist. to Rail [m]	10.0	4.5	4.4	2.7	2.1	3.2	4.7	5.9
Avg. Stride Freq. [Hz]	2.2	2.4	2.4	2.3	2.3	2.3	2.3	2.3
Avg. Stride Length [m]	5.7	7.5	7.5	7.5	7.5	7.3	7.2	7.2



- [] Ranking at each section and finish
- .-.- No data available at this section
- NA No data available



Horse/Jockey Name	Skater
Final Rank	8
Fastest Section Time (Section)	0:10.35 (Overall)
Top Speed [km/h] (Section)	66.2 (1400m)
Race State	Finished



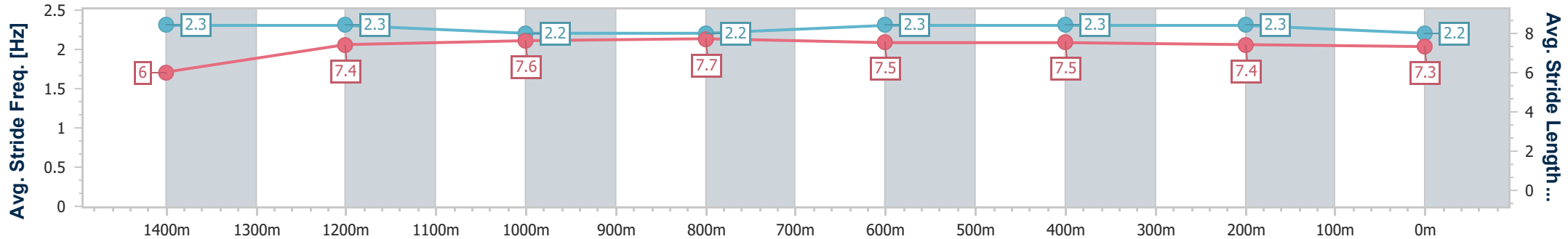
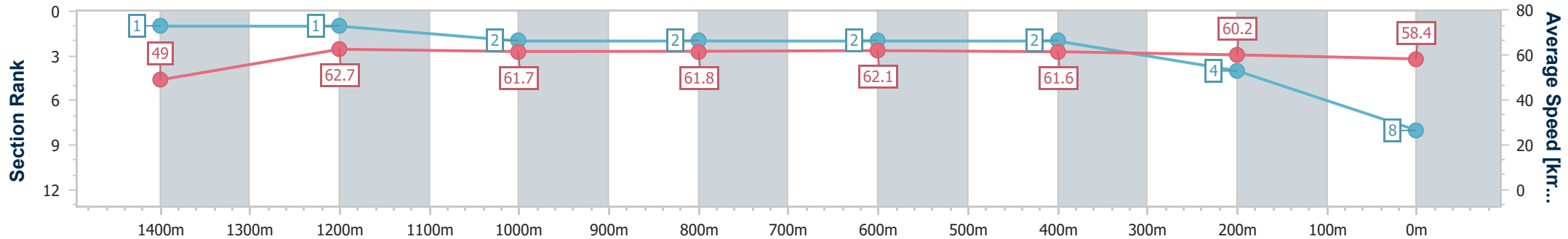
Aquis Park Gold Coast Poly QLD Professional
 Race 5: ARCHERS THE STRATA PROFESSIONALS
 BENCHMARK 65 Handicap - 1540m



13 July 2024 - 14:46

Track Rating: Synthetic, Weather: Fine, Rail Position: True

Section	Overall	1400m	1200m	1000m	800m	600m	400m	200m
Section Times	1:33.19 [8] (0:10.35)	1:22.84 [1] (0:11.68)	1:11.16 [1] (0:11.68)	0:59.48 [2] (0:11.65)	0:47.83 [2] (0:11.62)	0:36.21 [2] (0:11.73)	0:24.48 [2] (0:12.05)	0:12.43 [4] (0:12.43)
Average Speed [km/h]	49.0	62.7	61.7	61.8	62.1	61.6	60.2	58.4
Top Speed [km/h]	64.9	66.2	62.6	62.7	63.2	63.2	60.8	60.4
Avg. Dist. to Rail [m]	7.9	2.5	1.5	0.3	0.3	1.1	2.7	4.5
Avg. Stride Freq. [Hz]	2.3	2.3	2.2	2.2	2.3	2.3	2.3	2.2
Avg. Stride Length [m]	6.0	7.4	7.6	7.7	7.5	7.5	7.4	7.3



- [] Ranking at each section and finish
- .-.- No data available at this section
- NA No data available



Horse/Jockey Name	Flic En Flac
Final Rank	9
Fastest Section Time (Section)	0:10.56 (Overall)
Top Speed [km/h] (Section)	64.5 (1400m)
Race State	Finished



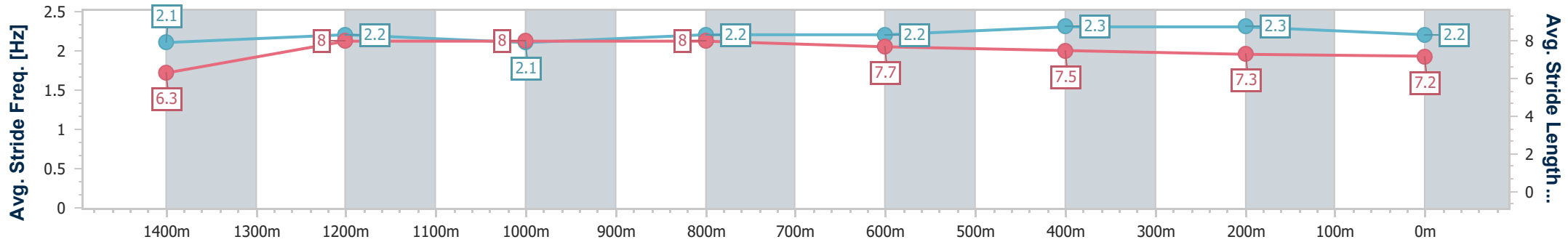
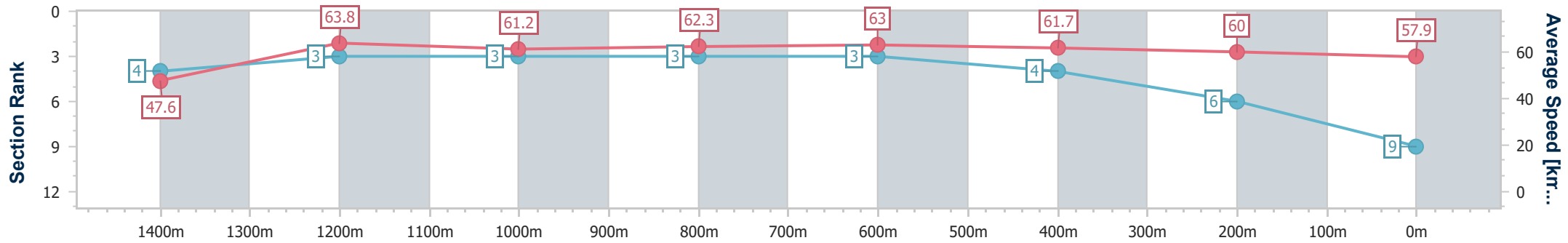
Aquis Park Gold Coast Poly QLD Professional
Race 5: ARCHERS THE STRATA PROFESSIONALS
BENCHMARK 65 Handicap - 1540m



13 July 2024 - 14:46

Track Rating: Synthetic, Weather: Fine, Rail Position: True

Section	Overall	1400m	1200m	1000m	800m	600m	400m	200m
Section Times	1:33.36 [9] (0:10.56)	1:22.80 [4] (0:11.57)	1:11.23 [3] (0:11.72)	0:59.51 [3] (0:11.63)	0:47.88 [3] (0:11.54)	0:36.34 [3] (0:11.80)	0:24.54 [4] (0:12.05)	0:12.49 [6] (0:12.49)
Average Speed [km/h]	47.6	63.8	61.2	62.3	63.0	61.7	60.0	57.9
Top Speed [km/h]	64.0	64.5	62.6	63.1	63.6	63.3	60.7	59.3
Avg. Dist. to Rail [m]	5.5	2.9	2.5	1.9	1.7	2.2	2.3	5.2
Avg. Stride Freq. [Hz]	2.1	2.2	2.1	2.2	2.2	2.3	2.3	2.2
Avg. Stride Length [m]	6.3	8.0	8.0	8.0	7.7	7.5	7.3	7.2



- [] Ranking at each section and finish
- .-.- No data available at this section
- NA No data available



Horse/Jockey Name	Scenic Rim
Final Rank	10
Fastest Section Time (Section)	0:10.47 (Overall)
Top Speed [km/h] (Section)	63.3 (Overall)
Race State	Finished



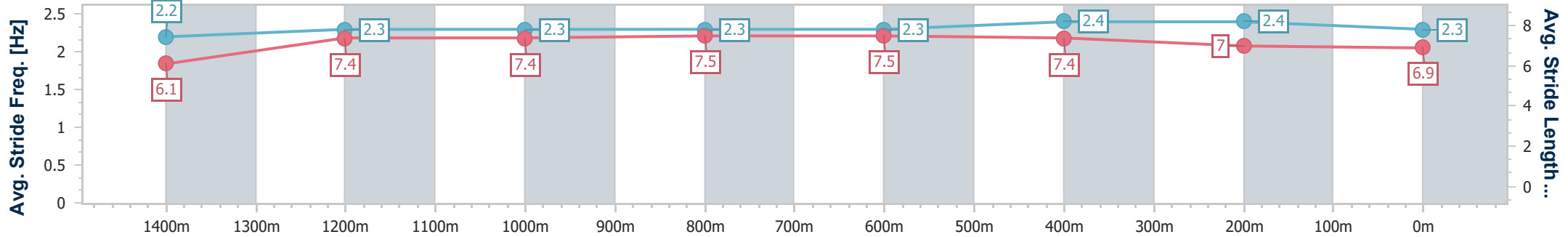
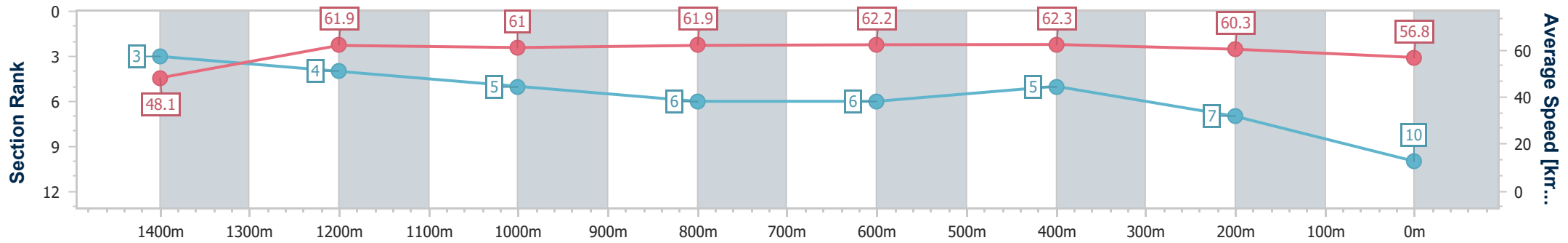
Aquis Park Gold Coast Poly QLD Professional
 Race 5: ARCHERS THE STRATA PROFESSIONALS
 BENCHMARK 65 Handicap - 1540m



13 July 2024 - 14:46

Track Rating: Synthetic, Weather: Fine, Rail Position: True

Section	Overall	1400m	1200m	1000m	800m	600m	400m	200m
Section Times	1:33.56 [10] (0:10.47)	1:23.09 [3] (0:11.77)	1:11.32 [4] (0:11.79)	0:59.53 [5] (0:11.69)	0:47.84 [6] (0:11.56)	0:36.28 [6] (0:11.65)	0:24.63 [5] (0:11.97)	0:12.66 [7] (0:12.66)
Average Speed [km/h]	48.1	61.9	61.0	61.9	62.2	62.3	60.3	56.8
Top Speed [km/h]	63.3	63.3	61.8	62.6	63.0	62.9	62.0	59.4
Avg. Dist. to Rail [m]	3.3	1.4	1.5	1.0	0.4	1.4	2.9	5.7
Avg. Stride Freq. [Hz]	2.2	2.3	2.3	2.3	2.3	2.4	2.4	2.3
Avg. Stride Length [m]	6.1	7.4	7.4	7.5	7.5	7.4	7.0	6.9



- [] Ranking at each section and finish
- .-.- No data available at this section
- NA No data available



Horse/Jockey Name	Hell Follows
Final Rank	2147483647
Fastest Section Time (Section)	0:10.88 (1200m)
Top Speed [km/h] (Section)	68.3 (1000m)
Race State	DidNotFinish



Aquis Park Gold Coast Poly QLD Professional

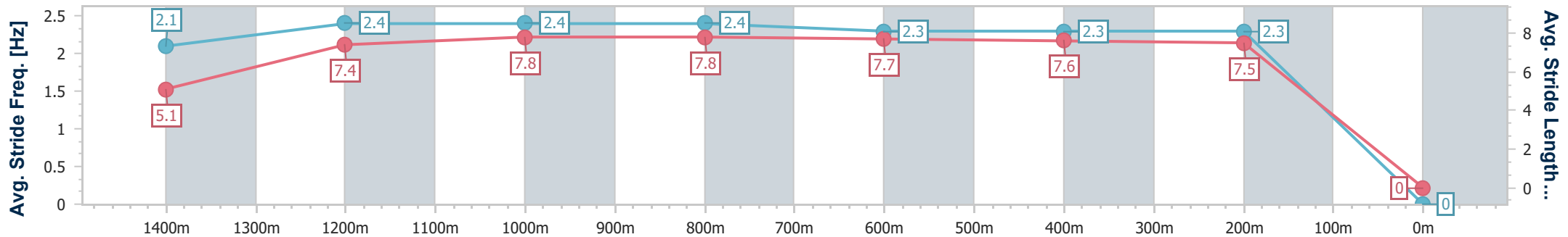
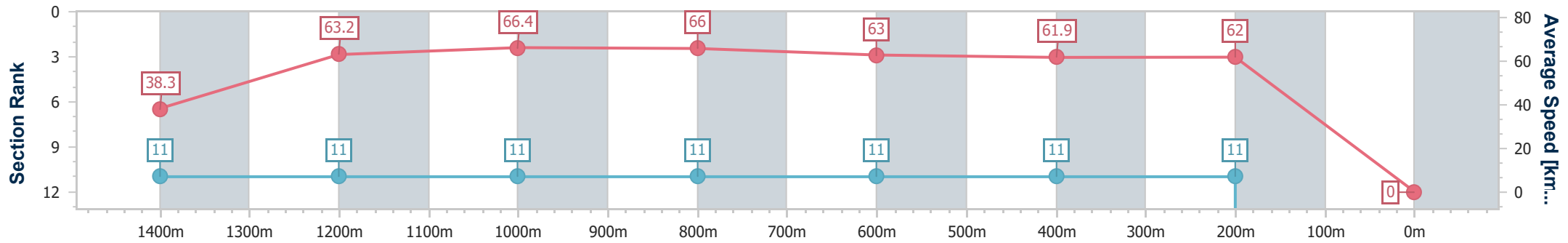
Race 5: ARCHERS THE STRATA PROFESSIONALS
BENCHMARK 65 Handicap - 1540m



13 July 2024 - 14:46

Track Rating: Synthetic, Weather: Fine, Rail Position: True

Section	Overall	1400m	1200m	1000m	800m	600m	400m	200m					
Section Times	0:00.00 [2147483647] (0:13.11)	0:00.00 [11] (0:11.55)	0:00.00 [11] (0:10.88)	0:00.00 [11] (0:11.00)	0:00.00 [11] (0:11.40)	0:00.00 [11] (0:11.78)	0:00.00 [11] (0:11.68)	-:--:--					
Average Speed [km/h]	38.3	63.2	66.4	66.0	63.0	61.9	62.0	0.0					
Top Speed [km/h]	62.2	64.9	67.9	68.3	64.2	63.2	63.5	--:--					
Avg. Dist. to Rail [m]	8.3	1.5	3.4	4.0	0.9	2.7	3.3	0.0					
Avg. Stride Freq. [Hz]	2.1	2.4	2.4	2.4	2.3	2.3	2.3	--:--					
Avg. Stride Length [m]	5.1	7.4	7.8	7.8	7.7	7.6	7.5	--:--					



- [] Ranking at each section and finish
- :--:-- No data available at this section
- NA No data available

- [] Ranking at each section and finish
- :--:- No data available at this section
- NA No data available



Aquis Park Gold Coast Poly QLD Professional
Race 6: KELLY & PARTNERS CHARTERED ACCOUNTANTS Class 2
Handicap - 1200m
13 July 2024 - 15:24



Track Rating: Synthetic, Weather: Fine, Rail Position: True

Section		Overall	1000m	800m	600m	400m	200m	Last 600m					
Field Times		1:09.78 (0:13.05)	0:56.73 (0:10.70)	0:46.03 (0:11.15)	0:34.88 (0:11.16)	0:23.72 (0:11.60)	0:12.12 (0:12.12)	0:34.88					
Rank	TAB Horse/Jockey	Barrier	Top Speed [km/h]	Fastest Section						Margin	Distance Travelled [m]		
1	5 NEOCLASSICISM Kirk Matheson	15	69.0 1000m	0:10.63 1000m	1:09.78 [1] (0:13.31)	0:56.47 [3] (0:10.63)	0:45.84 [2] (0:11.11)	0:34.73 [3] (0:11.30)	0:23.43 [3] (0:11.38)	0:12.05 [2] (0:12.05)	1:09.78	0:34.73	
2	2 LIVING FREE Paul Hammersley	14	69.6 1000m	0:10.63 1000m	1:09.81 [2] (0:13.41)	0:56.40 [6] (0:10.63)	0:45.77 [4] (0:11.02)	0:34.75 [4] (0:11.22)	0:23.53 [2] (0:11.47)	0:12.06 [3] (0:12.06)	0.2L	0:34.75	-9
3	16 DUSKY DANCER Amy Graham	11	68.3 Overall	0:10.70 1000m	1:09.82 [3] (0:13.05)	0:56.77 [1] (0:10.70)	0:46.07 [1] (0:11.15)	0:34.92 [1] (0:11.16)	0:23.76 [1] (0:11.60)	0:12.16 [1] (0:12.16)	0.3L	0:34.92	-18
4	12 MISS SHU Scott Galloway	6	68.4 1000m	0:10.74 1000m	1:10.11 [4] (0:13.61)	0:56.50 [7] (0:10.74)	0:45.76 [7] (0:10.87)	0:34.89 [6] (0:11.33)	0:23.56 [5] (0:11.60)	0:11.96 [4] (0:11.96)	1.8L	0:34.89	-7
5	7 MANIC LIGHT Noriyuki Masuda	1	68.3 1000m	0:11.06 800m	1:10.30 [5] (0:13.64)	0:56.66 [8] (0:11.07)	0:45.59 [9] (0:11.06)	0:34.53 [9] (0:11.25)	0:23.28 [9] (0:11.56)	0:11.72 [9] (0:11.72)	2.8L	0:34.53	-11
6	9 COBURG Jai Williams	7	67.9 1000m	0:10.92 1000m	1:10.33 [6] (0:13.35)	0:56.98 [4] (0:10.92)	0:46.06 [6] (0:11.11)	0:34.95 [7] (0:11.25)	0:23.70 [6] (0:11.52)	0:12.18 [4] (0:12.18)	3L	0:34.95	-9
7	4 JUKEBOX IN SIBERIA Michael Cahill	2	68.6 1000m	0:10.71 1000m	1:10.34 [7] (0:13.70)	0:56.64 [9] (0:10.71)	0:45.93 [8] (0:11.11)	0:34.82 [8] (0:11.33)	0:23.49 [8] (0:11.55)	0:11.94 [7] (0:11.94)	3.1L	0:34.82	-6
8	6 PONCA Anthony Allen	4	67.6 1000m	0:10.87 1000m	1:10.73 [8] (0:13.40)	0:57.33 [5] (0:10.87)	0:46.46 [5] (0:10.93)	0:35.53 [5] (0:11.58)	0:23.95 [7] (0:11.74)	0:12.21 [8] (0:12.21)	5.4L	0:35.53	-15
9	3 STARRY JACK Adin Thompson	8	68.0 1000m	0:10.84 1000m	1:10.79 [9] (0:13.13)	0:57.66 [2] (0:10.84)	0:46.82 [3] (0:11.03)	0:35.79 [2] (0:11.51)	0:24.28 [4] (0:11.85)	0:12.43 [6] (0:12.43)	5.7L	0:35.79	-7
10	11 SURCOTE Micheal Hellyer	3	68.7 1000m	0:10.73 1000m	1:11.09 [10] (0:14.02)	0:57.07 [10] (0:10.73)	0:46.34 [10] (0:11.06)	0:35.28 [10] (0:11.44)	0:23.84 [10] (0:11.66)	0:12.18 [10] (0:12.18)	7.2L	0:35.28	-6

Scratched: Les Girls (#15), Outwitted (#8), Intoxel (#14), Cardone (#1), Veloce Meteor (#10), Star Harmony (#13)

[] Ranking at each section and finish
 -:-:- No data available at this section
 NA No data available
 SCN Saddle cloth number
 DNF Did not finish
 DNT Did not track



Horse/Jockey Name	Neoclassicism
Final Rank	1
Fastest Section Time (Section)	0:10.63 (1000m)
Top Speed [km/h] (Section)	69.0 (1000m)
Race State	Finished



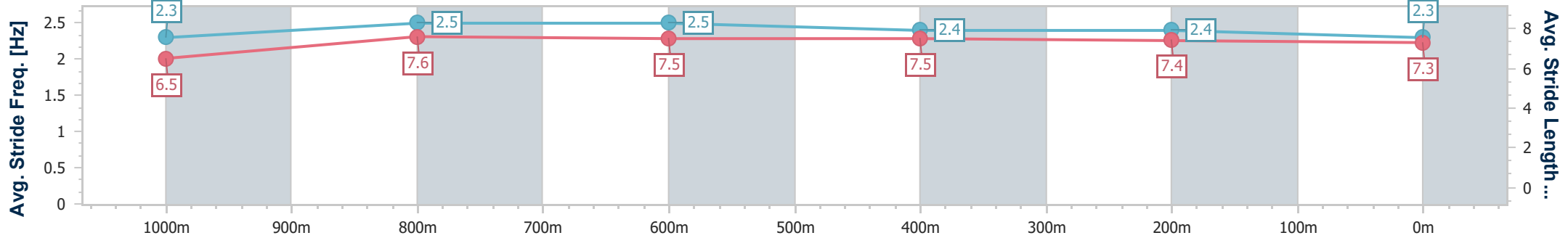
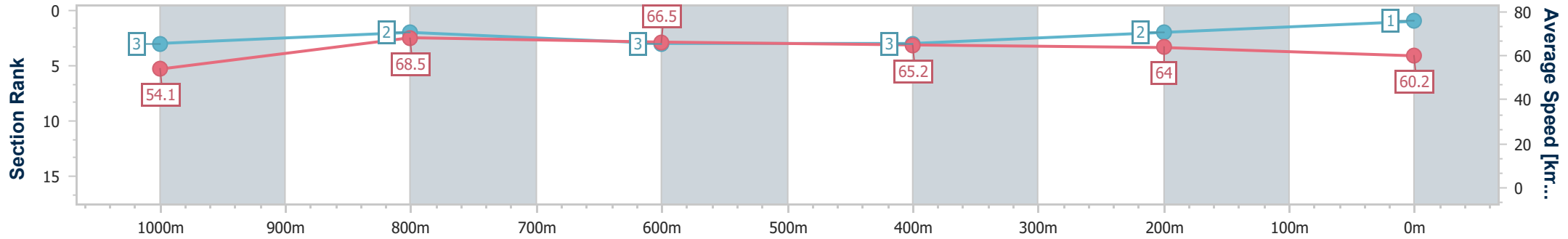
Aquis Park Gold Coast Poly QLD Professional
 Race 6: KELLY & PARTNERS CHARTERED ACCOUNTANTS
 Class 2 Handicap - 1200m



13 July 2024 - 15:24

Track Rating: Synthetic, Weather: Fine, Rail Position: True

Section	Overall	1000m	800m	600m	400m	200m
Section Times	1:09.78 [1] (0:13.31)	0:56.47 [3] (0:10.63)	0:45.84 [2] (0:11.11)	0:34.73 [3] (0:11.30)	0:23.43 [3] (0:11.38)	0:12.05 [2] (0:12.05)
Average Speed [km/h]	54.1	68.5	66.5	65.2	64.0	60.2
Top Speed [km/h]	67.8	69.0	67.7	67.1	66.5	62.2
Avg. Dist. to Rail [m]	7.2	3.2	4.8	4.7	5.5	6.3
Avg. Stride Freq. [Hz]	2.3	2.5	2.5	2.4	2.4	2.3
Avg. Stride Length [m]	6.5	7.6	7.5	7.5	7.4	7.3



- [] Ranking at each section and finish
- .-.- No data available at this section
- NA No data available



Horse/Jockey Name	Living Free
Final Rank	2
Fastest Section Time (Section)	0:10.63 (1000m)
Top Speed [km/h] (Section)	69.6 (1000m)
Race State	Finished



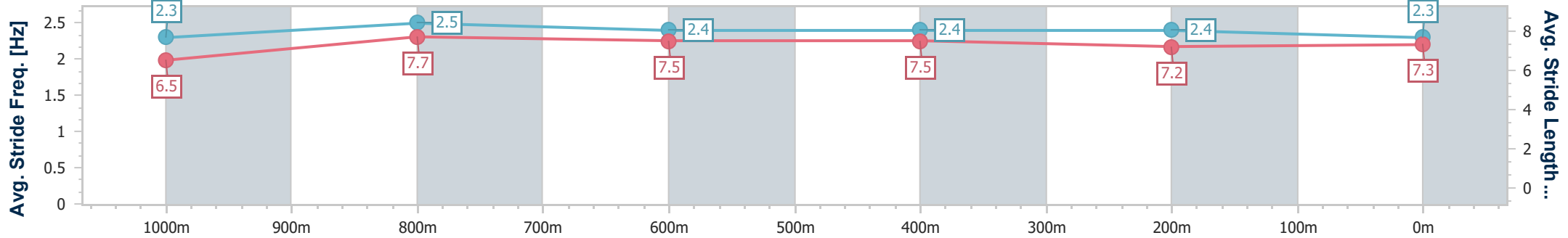
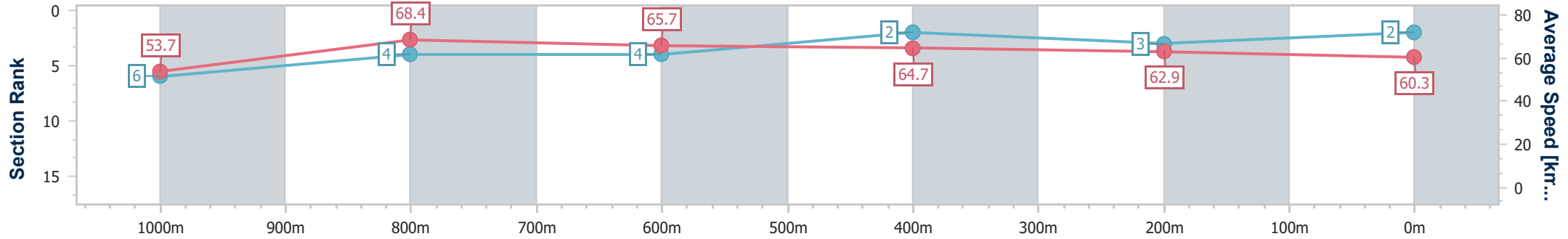
Aquis Park Gold Coast Poly QLD Professional
 Race 6: KELLY & PARTNERS CHARTERED ACCOUNTANTS
 Class 2 Handicap - 1200m



13 July 2024 - 15:24

Track Rating: Synthetic, Weather: Fine, Rail Position: True

Section	Overall	1000m	800m	600m	400m	200m
Section Times	1:09.81 [2] (0:13.41)	0:56.40 [6] (0:10.63)	0:45.77 [4] (0:11.02)	0:34.75 [4] (0:11.22)	0:23.53 [2] (0:11.47)	0:12.06 [3] (0:12.06)
Average Speed [km/h]	53.7	68.4	65.7	64.7	62.9	60.3
Top Speed [km/h]	68.2	69.6	67.7	66.0	64.7	62.6
Avg. Dist. to Rail [m]	5.5	2.4	1.7	1.8	2.6	4.6
Avg. Stride Freq. [Hz]	2.3	2.5	2.4	2.4	2.4	2.3
Avg. Stride Length [m]	6.5	7.7	7.5	7.5	7.2	7.3



- [] Ranking at each section and finish
- .-.- No data available at this section
- NA No data available



Horse/Jockey Name	Dusky Dancer
Final Rank	3
Fastest Section Time (Section)	0:10.70 (1000m)
Top Speed [km/h] (Section)	68.3 (Overall)
Race State	Finished



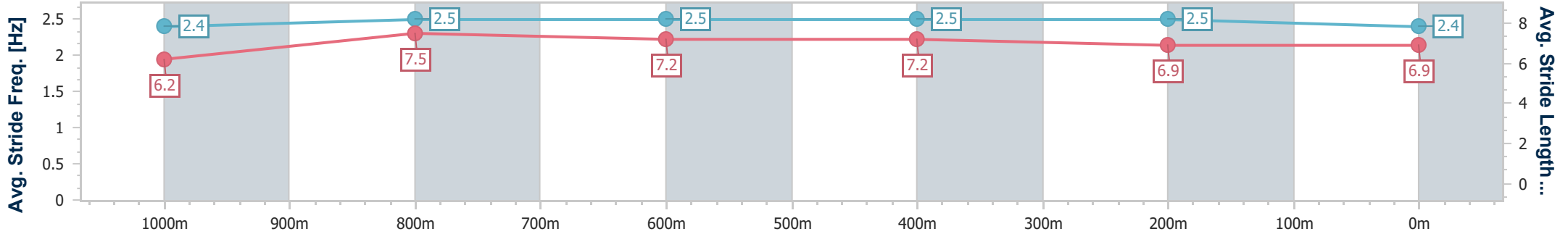
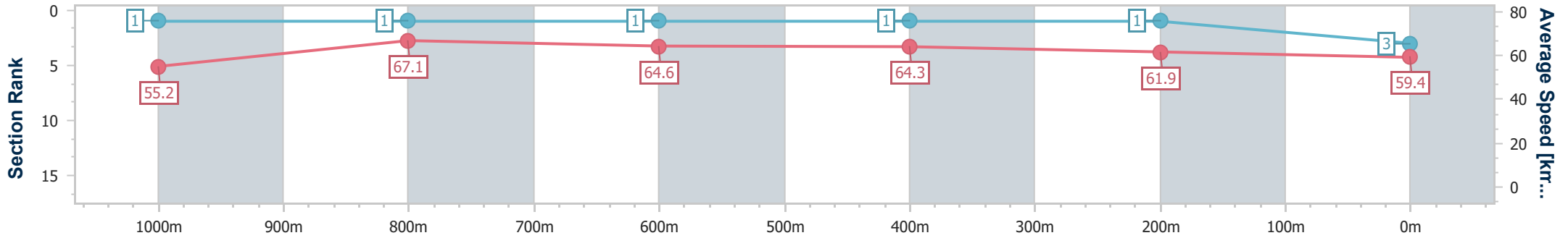
Aquis Park Gold Coast Poly QLD Professional
 Race 6: KELLY & PARTNERS CHARTERED ACCOUNTANTS
 Class 2 Handicap - 1200m



13 July 2024 - 15:24

Track Rating: Synthetic, Weather: Fine, Rail Position: True

Section	Overall	1000m	800m	600m	400m	200m
Section Times	1:09.82 [3] (0:13.05)	0:56.77 [1] (0:10.70)	0:46.07 [1] (0:11.15)	0:34.92 [1] (0:11.16)	0:23.76 [1] (0:11.60)	0:12.16 [1] (0:12.16)
Average Speed [km/h]	55.2	67.1	64.6	64.3	61.9	59.4
Top Speed [km/h]	68.3	68.2	66.1	65.3	62.6	61.1
Avg. Dist. to Rail [m]	5.0	0.9	0.8	1.1	1.3	1.2
Avg. Stride Freq. [Hz]	2.4	2.5	2.5	2.5	2.5	2.4
Avg. Stride Length [m]	6.2	7.5	7.2	7.2	6.9	6.9



- [] Ranking at each section and finish
- .-.- No data available at this section
- NA No data available



Horse/Jockey Name	Miss Shu
Final Rank	4
Fastest Section Time (Section)	0:10.74 (1000m)
Top Speed [km/h] (Section)	68.4 (1000m)
Race State	Finished



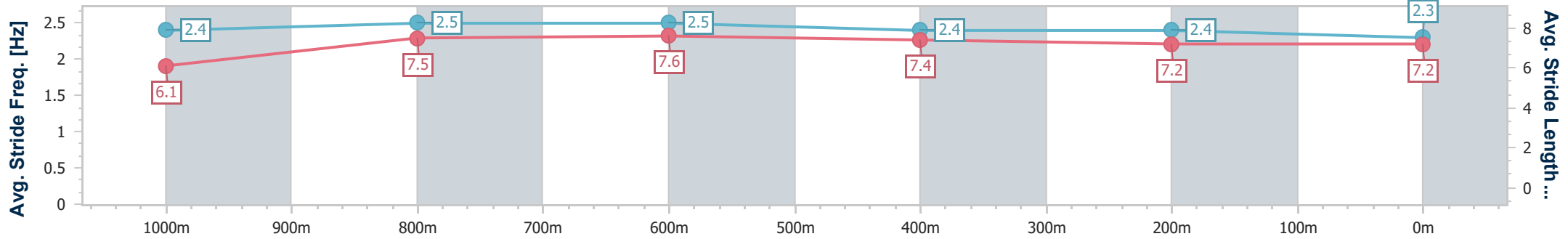
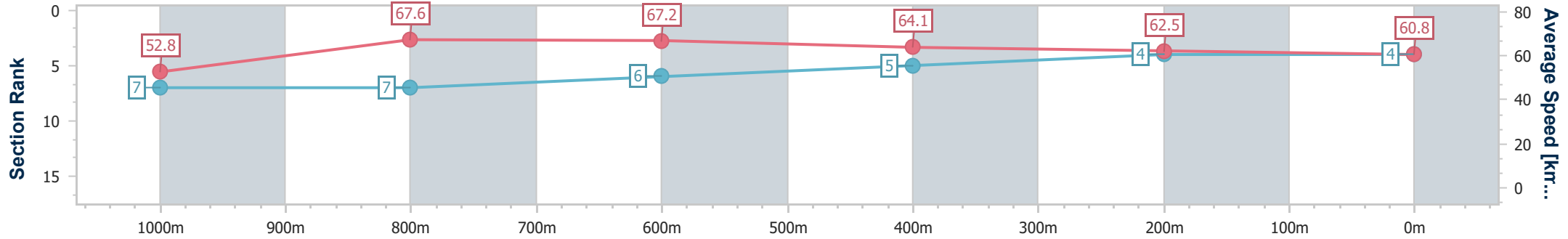
Aquis Park Gold Coast Poly QLD Professional
 Race 6: KELLY & PARTNERS CHARTERED ACCOUNTANTS
 Class 2 Handicap - 1200m



13 July 2024 - 15:24

Track Rating: Synthetic, Weather: Fine, Rail Position: True

Section	Overall	1000m	800m	600m	400m	200m
Section Times	1:10.11 [4] (0:13.61)	0:56.50 [7] (0:10.74)	0:45.76 [7] (0:10.87)	0:34.89 [6] (0:11.33)	0:23.56 [5] (0:11.60)	0:11.96 [4] (0:11.96)
Average Speed [km/h]	52.8	67.6	67.2	64.1	62.5	60.8
Top Speed [km/h]	67.3	68.4	67.8	66.4	63.4	62.0
Avg. Dist. to Rail [m]	3.4	2.8	2.3	2.5	4.1	6.5
Avg. Stride Freq. [Hz]	2.4	2.5	2.5	2.4	2.4	2.3
Avg. Stride Length [m]	6.1	7.5	7.6	7.4	7.2	7.2



- [] Ranking at each section and finish
- .-.- No data available at this section
- NA No data available



Horse/Jockey Name	Manic Light
Final Rank	5
Fastest Section Time (Section)	0:11.06 (800m)
Top Speed [km/h] (Section)	68.3 (1000m)
Race State	Finished



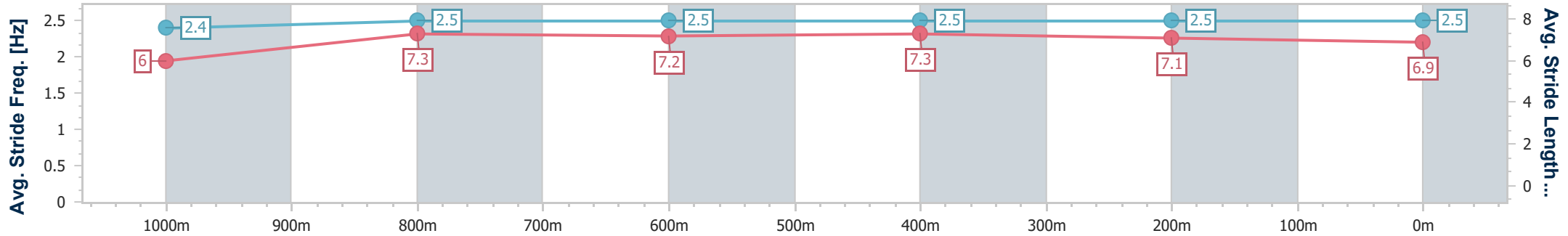
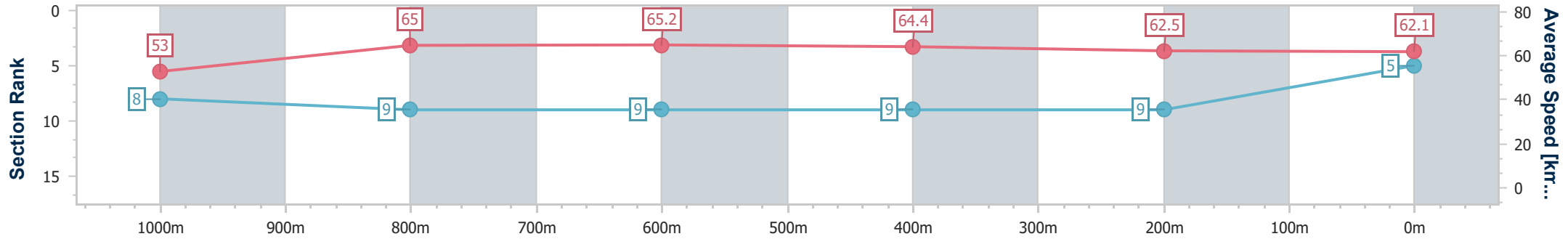
Aquis Park Gold Coast Poly QLD Professional
 Race 6: KELLY & PARTNERS CHARTERED ACCOUNTANTS
 Class 2 Handicap - 1200m



13 July 2024 - 15:24

Track Rating: Synthetic, Weather: Fine, Rail Position: True

Section	Overall	1000m	800m	600m	400m	200m
Section Times	1:10.30 [5] (0:13.64)	0:56.66 [8] (0:11.07)	0:45.59 [9] (0:11.06)	0:34.53 [9] (0:11.25)	0:23.28 [9] (0:11.56)	0:11.72 [9] (0:11.72)
Average Speed [km/h]	53.0	65.0	65.2	64.4	62.5	62.1
Top Speed [km/h]	65.3	68.3	66.6	67.2	63.3	63.6
Avg. Dist. to Rail [m]	0.3	0.6	0.7	0.9	3.0	5.2
Avg. Stride Freq. [Hz]	2.4	2.5	2.5	2.5	2.5	2.5
Avg. Stride Length [m]	6.0	7.3	7.2	7.3	7.1	6.9



- [] Ranking at each section and finish
- .-.- No data available at this section
- NA No data available



Horse/Jockey Name	Coburg
Final Rank	6
Fastest Section Time (Section)	0:10.92 (1000m)
Top Speed [km/h] (Section)	67.9 (1000m)
Race State	Finished



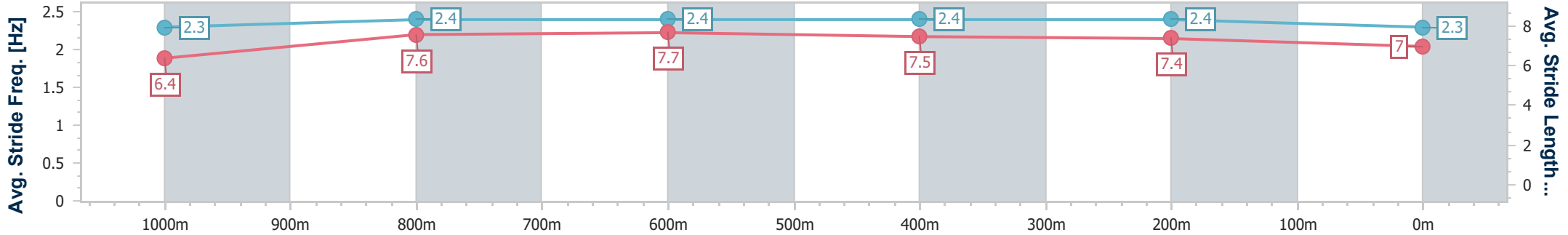
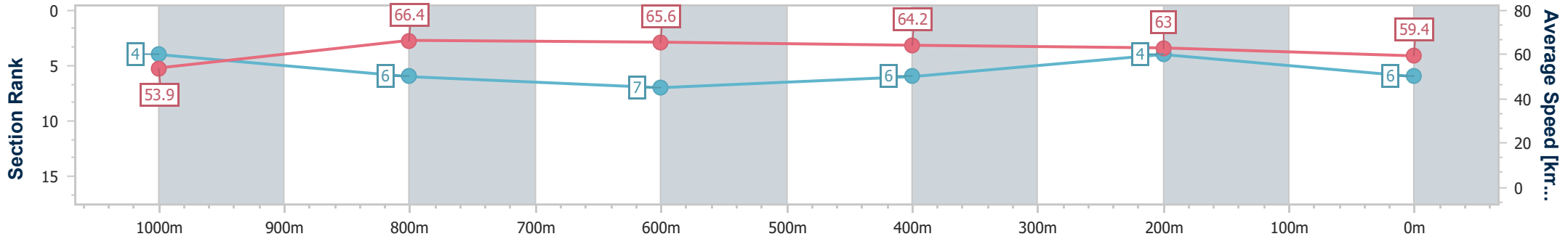
Aquis Park Gold Coast Poly QLD Professional
 Race 6: KELLY & PARTNERS CHARTERED ACCOUNTANTS
 Class 2 Handicap - 1200m



13 July 2024 - 15:24

Track Rating: Synthetic, Weather: Fine, Rail Position: True

Section	Overall	1000m	800m	600m	400m	200m
Section Times	1:10.33 [6] (0:13.35)	0:56.98 [4] (0:10.92)	0:46.06 [6] (0:11.11)	0:34.95 [7] (0:11.25)	0:23.70 [6] (0:11.52)	0:12.18 [4] (0:12.18)
Average Speed [km/h]	53.9	66.4	65.6	64.2	63.0	59.4
Top Speed [km/h]	67.9	67.9	66.9	66.9	64.0	62.6
Avg. Dist. to Rail [m]	3.7	2.2	1.9	1.6	2.2	1.6
Avg. Stride Freq. [Hz]	2.3	2.4	2.4	2.4	2.4	2.3
Avg. Stride Length [m]	6.4	7.6	7.7	7.5	7.4	7.0



- [] Ranking at each section and finish
- .-.- No data available at this section
- NA No data available



Horse/Jockey Name	Jukebox In Siberia
Final Rank	7
Fastest Section Time (Section)	0:10.71 (1000m)
Top Speed [km/h] (Section)	68.6 (1000m)
Race State	Finished



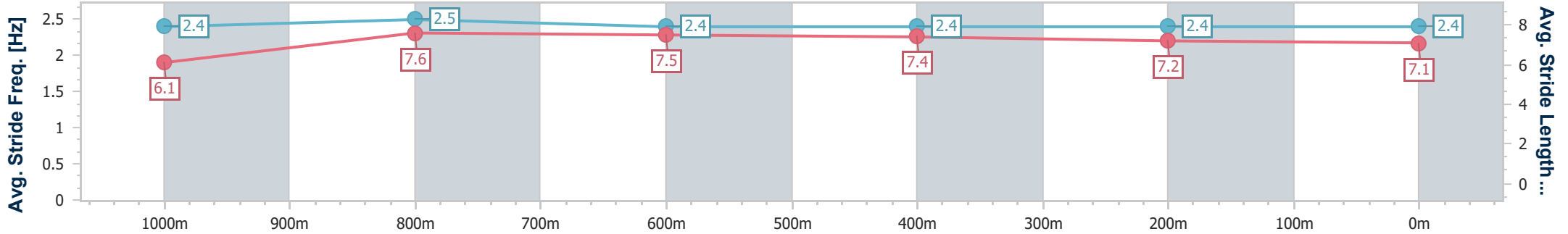
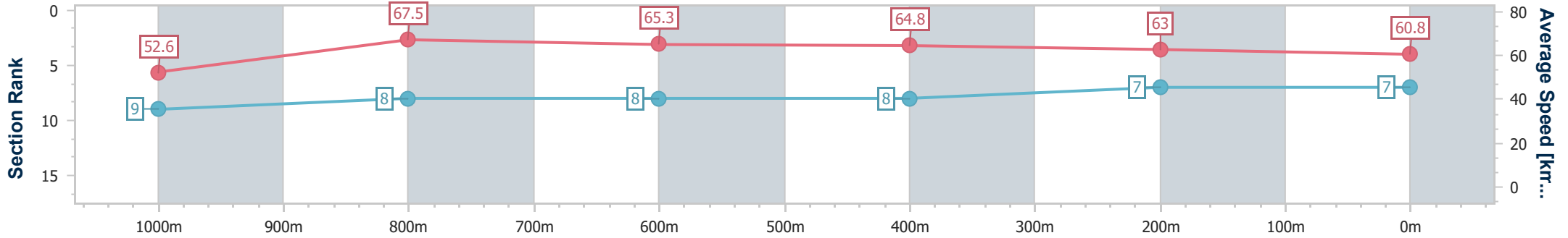
Aquis Park Gold Coast Poly QLD Professional
 Race 6: KELLY & PARTNERS CHARTERED ACCOUNTANTS
 Class 2 Handicap - 1200m



13 July 2024 - 15:24

Track Rating: Synthetic, Weather: Fine, Rail Position: True

Section	Overall	1000m	800m	600m	400m	200m
Section Times	1:10.34 [7] (0:13.70)	0:56.64 [9] (0:10.71)	0:45.93 [8] (0:11.11)	0:34.82 [8] (0:11.33)	0:23.49 [8] (0:11.55)	0:11.94 [7] (0:11.94)
Average Speed [km/h]	52.6	67.5	65.3	64.8	63.0	60.8
Top Speed [km/h]	67.6	68.6	66.9	66.7	64.3	62.4
Avg. Dist. to Rail [m]	1.8	1.7	2.3	3.5	5.7	7.0
Avg. Stride Freq. [Hz]	2.4	2.5	2.4	2.4	2.4	2.4
Avg. Stride Length [m]	6.1	7.6	7.5	7.4	7.2	7.1



- [] Ranking at each section and finish
- .-.- No data available at this section
- NA No data available



Horse/Jockey Name	Ponca
Final Rank	8
Fastest Section Time (Section)	0:10.87 (1000m)
Top Speed [km/h] (Section)	67.6 (1000m)
Race State	Finished



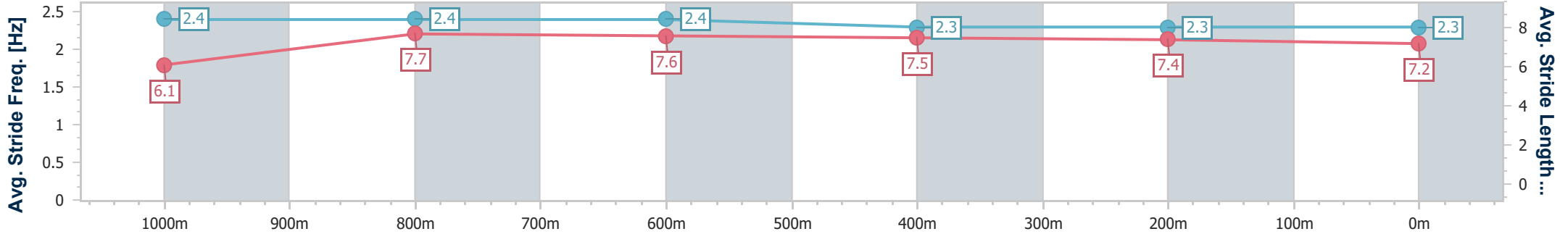
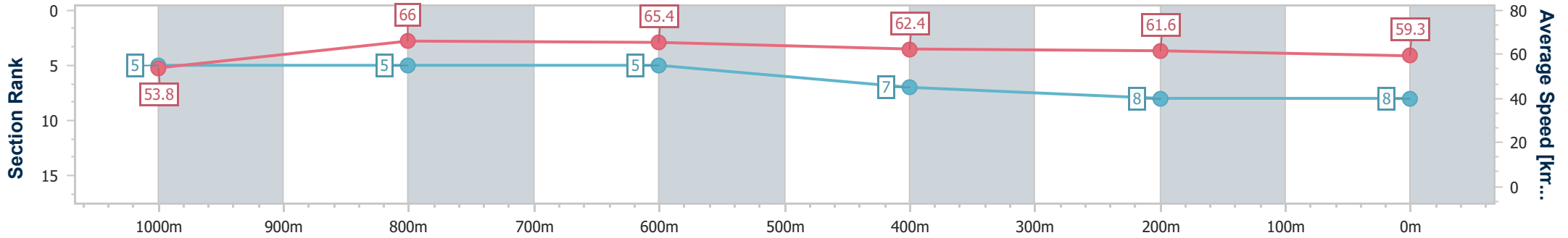
Aquis Park Gold Coast Poly QLD Professional
 Race 6: KELLY & PARTNERS CHARTERED ACCOUNTANTS
 Class 2 Handicap - 1200m



13 July 2024 - 15:24

Track Rating: Synthetic, Weather: Fine, Rail Position: True

Section	Overall	1000m	800m	600m	400m	200m
Section Times	1:10.73 [8] (0:13.40)	0:57.33 [5] (0:10.87)	0:46.46 [5] (0:10.93)	0:35.53 [5] (0:11.58)	0:23.95 [7] (0:11.74)	0:12.21 [8] (0:12.21)
Average Speed [km/h]	53.8	66.0	65.4	62.4	61.6	59.3
Top Speed [km/h]	66.5	67.6	67.5	66.0	63.0	60.2
Avg. Dist. to Rail [m]	1.1	0.9	0.8	0.8	1.2	0.8
Avg. Stride Freq. [Hz]	2.4	2.4	2.4	2.3	2.3	2.3
Avg. Stride Length [m]	6.1	7.7	7.6	7.5	7.4	7.2



- [] Ranking at each section and finish
- .-.- No data available at this section
- NA No data available



Horse/Jockey Name	Starry Jack
Final Rank	9
Fastest Section Time (Section)	0:10.84 (1000m)
Top Speed [km/h] (Section)	68.0 (1000m)
Race State	Finished



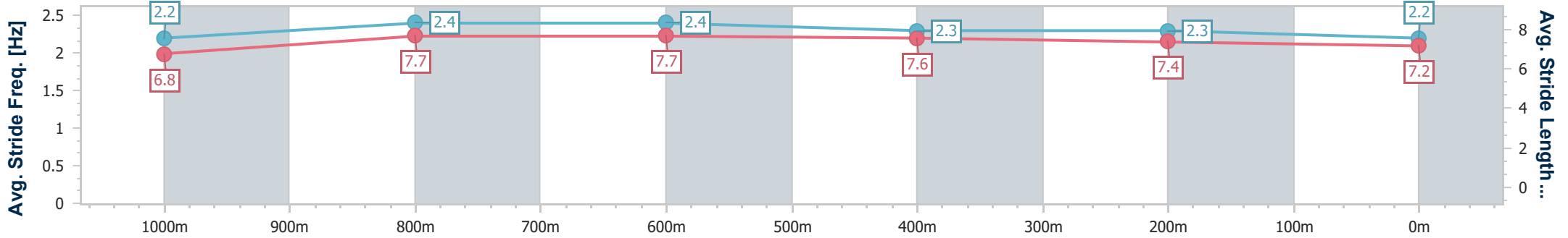
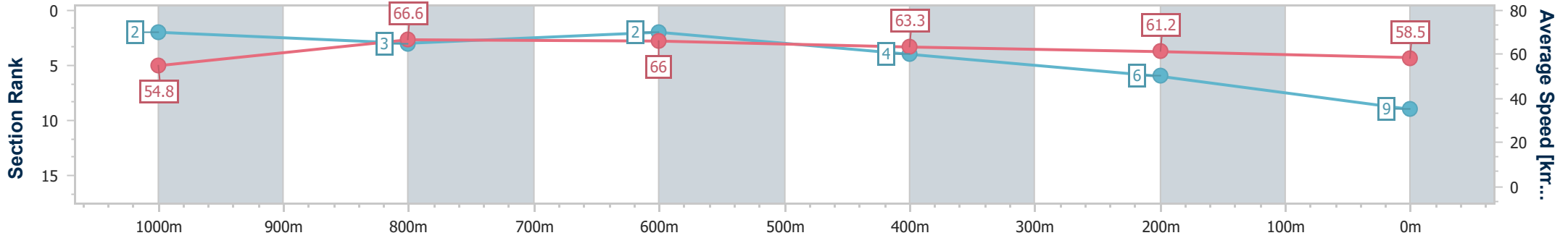
Aquis Park Gold Coast Poly QLD Professional
 Race 6: KELLY & PARTNERS CHARTERED ACCOUNTANTS
 Class 2 Handicap - 1200m



13 July 2024 - 15:24

Track Rating: Synthetic, Weather: Fine, Rail Position: True

Section	Overall	1000m	800m	600m	400m	200m
Section Times	1:10.79 [9] (0:13.13)	0:57.66 [2] (0:10.84)	0:46.82 [3] (0:11.03)	0:35.79 [2] (0:11.51)	0:24.28 [4] (0:11.85)	0:12.43 [6] (0:12.43)
Average Speed [km/h]	54.8	66.6	66.0	63.3	61.2	58.5
Top Speed [km/h]	66.7	68.0	67.2	65.8	62.7	59.7
Avg. Dist. to Rail [m]	3.7	0.9	1.9	2.4	3.9	2.9
Avg. Stride Freq. [Hz]	2.2	2.4	2.4	2.3	2.3	2.2
Avg. Stride Length [m]	6.8	7.7	7.7	7.6	7.4	7.2



- [] Ranking at each section and finish
- .-.- No data available at this section
- NA No data available



Horse/Jockey Name	Surcote
Final Rank	10
Fastest Section Time (Section)	0:10.73 (1000m)
Top Speed [km/h] (Section)	68.7 (1000m)
Race State	Finished



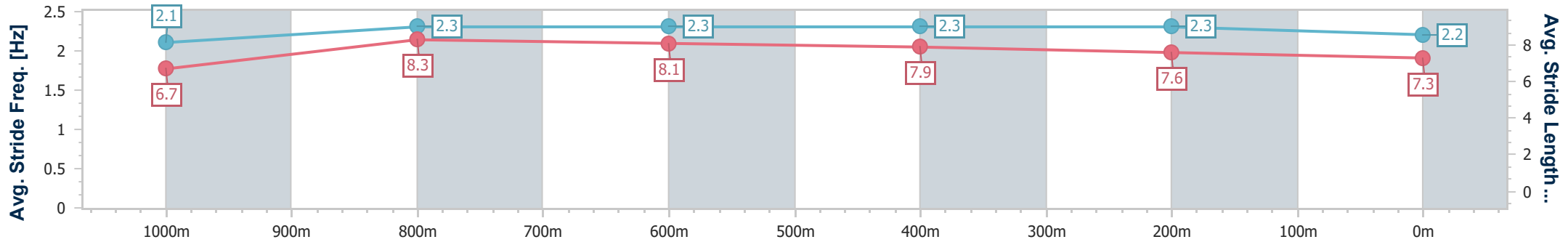
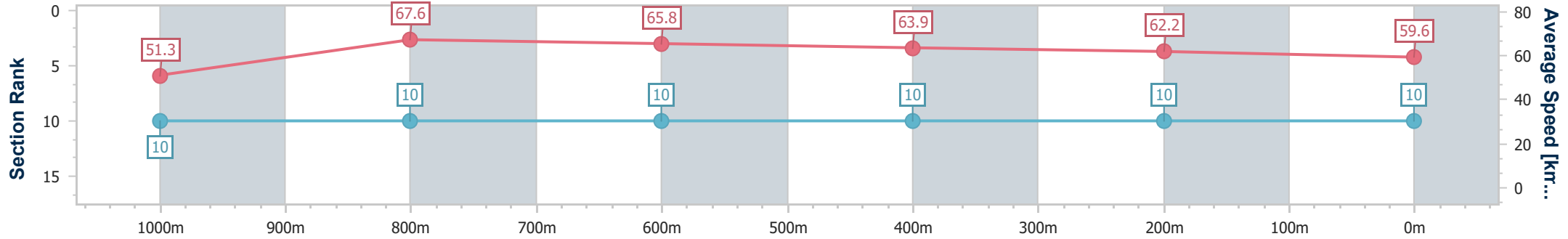
Aquis Park Gold Coast Poly QLD Professional
 Race 6: KELLY & PARTNERS CHARTERED ACCOUNTANTS
 Class 2 Handicap - 1200m



13 July 2024 - 15:24

Track Rating: Synthetic, Weather: Fine, Rail Position: True

Section	Overall	1000m	800m	600m	400m	200m
Section Times	1:11.09 [10] (0:14.02)	0:57.07 [10] (0:10.73)	0:46.34 [10] (0:11.06)	0:35.28 [10] (0:11.44)	0:23.84 [10] (0:11.66)	0:12.18 [10] (0:12.18)
Average Speed [km/h]	51.3	67.6	65.8	63.9	62.2	59.6
Top Speed [km/h]	66.8	68.7	67.0	66.7	62.6	62.2
Avg. Dist. to Rail [m]	2.2	1.6	2.3	2.7	4.2	5.1
Avg. Stride Freq. [Hz]	2.1	2.3	2.3	2.3	2.3	2.2
Avg. Stride Length [m]	6.7	8.3	8.1	7.9	7.6	7.3



- [] Ranking at each section and finish
- .-.- No data available at this section
- NA No data available