



# Townsville QLD Professional

## Race 1: NORSTATE MARKETING QLD PTY LTD RATINGS BAND 0 - 65

### Handicap - 1609m

20 July 2024 - 13:04



Track Rating: Soft 5, Weather: Fine, Rail Position: +3.5m Entire

Section		Overall	1400m	1200m	1000m	800m	600m	400m	Last 600m					
Field Times		1:36.78 (0:15.21)	1:21.57 (0:11.33)	1:10.24 (0:11.55)	0:58.69 (0:11.76)	0:46.93 (0:11.73)	0:35.20 (0:11.49)	0:23.71 (0:11.50)	0:35.20					
Rank	TAB	Horse/Jockey	Barrier	Top Speed [km/h]	Fastest Section								Distance Travelled [m]	
1	5	<b>CHOIR BOY</b> Nathan Day	3	65.7 600m	0:11.36 1400m	1:36.78 [1] (0:15.21)	1:21.57 [1] (0:11.36)	1:10.21 [2] (0:11.52)	0:58.69 [1] (0:11.76)	0:46.93 [1] (0:11.73)	0:35.20 [1] (0:11.49)	0:23.71 [1] (0:11.50)	0:35.20	
2	3	<b>MEDAL</b> Pietro Romeo	5	65.4 600m	0:11.46 1400m	1:36.82 [2] (0:15.46)	1:21.36 [6] (0:11.46)	1:09.90 [5] (0:11.54)	0:58.36 [4] (0:11.67)	0:46.69 [4] (0:11.48)	0:35.21 [3] (0:11.46)	0:23.75 [2] (0:11.70)	0:35.21	+11
3	6	<b>SIR MAXIMUS</b> Chris Whiteley	1	65.2 600m	0:11.29 600m	1:36.96 [3] (0:15.43)	1:21.53 [5] (0:11.49)	1:10.04 [4] (0:11.55)	0:58.49 [5] (0:11.81)	0:46.68 [5] (0:11.61)	0:35.07 [7] (0:11.29)	0:23.78 [5] (0:11.57)	0:35.07	+4
4	7	<b>VALENKI</b> Lacey Morrison	6	64.8 600m	0:11.46 400m	1:37.06 [4] (0:15.66)	1:21.40 [7] (0:11.48)	1:09.92 [7] (0:11.52)	0:58.40 [8] (0:11.75)	0:46.65 [8] (0:11.58)	0:35.07 [8] (0:11.48)	0:23.59 [7] (0:11.46)	0:35.07	+3
5	10	<b>ZOUHOPE</b> Tyler Leslight	12	65.4 600m	0:11.26 1200m	1:37.54 [5] (0:15.91)	1:21.63 [9] (0:11.47)	1:10.16 [9] (0:11.26)	0:58.90 [7] (0:11.69)	0:47.21 [7] (0:11.27)	0:35.94 [2] (0:11.56)	0:24.38 [4] (0:11.84)	0:35.94	+15
6	8	<b>EDIFICATION</b> Isabella Teh	11	65.3 600m	0:11.43 1200m	1:37.61 [6] (0:16.01)	1:21.60 [10] (0:11.64)	1:09.96 [10] (0:11.43)	0:58.53 [10] (0:11.52)	0:47.01 [10] (0:11.57)	0:35.44 [9] (0:11.50)	0:23.94 [10] (0:11.61)	0:35.44	+15
7	4	<b>VANCOUVER BAY</b> Scott Sheargold	8	65.4 1400m	0:11.28 1400m	1:37.93 [7] (0:15.26)	1:22.67 [2] (0:11.28)	1:11.39 [1] (0:11.56)	0:59.83 [2] (0:11.95)	0:47.88 [3] (0:11.61)	0:36.27 [4] (0:11.49)	0:24.78 [3] (0:11.87)	0:36.27	+10
8	1	<b>DEVIL'S INN</b> Carl Spry	7	65.8 600m	0:11.42 1400m	1:37.95 [8] (0:15.90)	1:22.05 [8] (0:11.42)	1:10.63 [8] (0:11.56)	0:59.07 [9] (0:11.69)	0:47.38 [9] (0:11.64)	0:35.74 [10] (0:11.45)	0:24.29 [9] (0:11.62)	0:35.74	+17
9	9	<b>THE SHERPA</b> Nathan Thomas	2	64.9 1400m	0:11.51 1400m	1:38.39 [9] (0:15.42)	1:22.97 [4] (0:11.51)	1:11.46 [6] (0:11.62)	0:59.84 [6] (0:11.75)	0:48.09 [6] (0:11.57)	0:36.52 [6] (0:11.60)	0:24.92 [8] (0:11.84)	0:36.52	+10
10	2	<b>KING SAMUEL</b> Ryan Wiggins	4	64.8 1400m	0:11.47 1400m	1:38.82 [10] (0:15.36)	1:23.46 [3] (0:11.47)	1:11.99 [3] (0:11.57)	1:00.42 [3] (0:11.59)	0:48.83 [2] (0:11.68)	0:37.15 [5] (0:11.60)	0:25.55 [6] (0:11.97)	0:37.15	+7

Scratched: Battalion (#12), Bloomin' Ready (#11)

[ ] Ranking at each section and finish  
 -:-:- No data available at this section  
 NA No data available

SCN Saddle cloth number  
 DNF Did not finish  
 DNT Did not track



**Townsville QLD Professional**  
**Race 1: NORSTATE MARKETING QLD PTY LTD RATINGS BAND 0 - 65**  
**Handicap - 1609m**  
**20 July 2024 - 13:04**



Track Rating: Soft 5, Weather: Fine, Rail Position: +3.5m Entire

Section							200m			Last 600m
Field Times							0:12.21			0:35.20
							(0:12.21)			
Rank	TAB	Horse/Jockey	Barrier	Top Speed [km/h]	Fastest Section	Margin			Distance Travelled [m]	
1	5	<b>CHOIR BOY</b>	3	65.7	0:11.36	0:12.21 [1]	1:36.78		0:35.20	
		Nathan Day		600m	1400m	(0:12.21)				
2	3	<b>MEDAL</b>	5	65.4	0:11.46	0:12.05 [3]	0.23L		0:35.21 +11	
		Pietro Romeo		600m	1400m	(0:12.05)				
3	6	<b>SIR MAXIMUS</b>	1	65.2	0:11.29	0:12.21 [2]	1.06L		0:35.07 +4	
		Chris Whiteley		600m	600m	(0:12.21)				
4	7	<b>VALENKI</b>	6	64.8	0:11.46	0:12.13 [4]	1.66L		0:35.07 +3	
		Lacey Morrison		600m	400m	(0:12.13)				
5	10	<b>ZOUHOPE</b>	12	65.4	0:11.26	0:12.54 [5]	4.5L		0:35.94 +15	
		Tyler Leslight		600m	1200m	(0:12.54)				
6	8	<b>EDIFICATION</b>	11	65.3	0:11.43	0:12.33 [9]	4.9L		0:35.44 +15	
		Isabella Teh		600m	1200m	(0:12.33)				
7	4	<b>VANCOUVER BAY</b>	8	65.4	0:11.28	0:12.91 [6]	6.77L		0:36.27 +10	
		Scott Sheargold		1400m	1400m	(0:12.91)				
8	1	<b>DEVIL'S INN</b>	7	65.8	0:11.42	0:12.67 [8]	6.9L		0:35.74 +17	
		Carl Spry		600m	1400m	(0:12.67)				
9	9	<b>THE SHERPA</b>	2	64.9	0:11.51	0:13.08 [10]	9.47L		0:36.52 +10	
		Nathan Thomas		1400m	1400m	(0:13.08)				
10	2	<b>KING SAMUEL</b>	4	64.8	0:11.47	0:13.58 [7]	12L		0:37.15 +7	
		Ryan Wiggins		1400m	1400m	(0:13.58)				

Scratched: Battalion (#12), Bloomin' Ready (#11)

[ ] Ranking at each section and finish  
 -:-:- No data available at this section  
 NA No data available

SCN Saddle cloth number  
 DNF Did not finish  
 DNT Did not track



Horse/Jockey Name	Choir Boy
Final Rank	1
Fastest Section Time (Section)	0:11.36 (1400m)
Top Speed [km/h] (Section)	65.7 (600m)
Race State	Finished

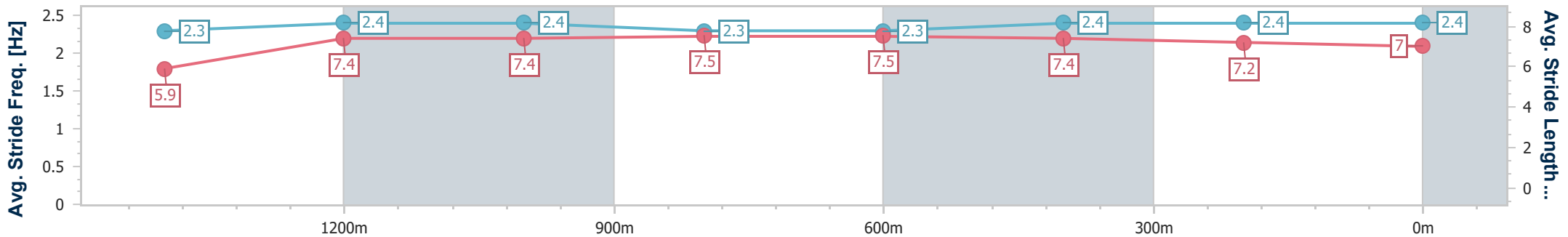
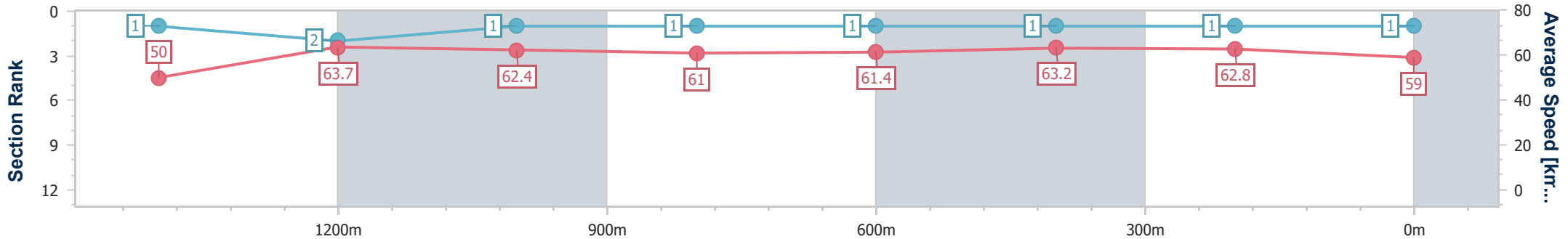


Townsville QLD Professional  
 Race 1: NORSTATE MARKETING QLD PTY LTD RATINGS  
 BAND 0 - 65 Handicap - 1609m  
 20 July 2024 - 13:04



Track Rating: Soft 5, Weather: Fine, Rail Position: +3.5m Entire

Section	Overall	1400m	1200m	1000m	800m	600m	400m	200m
Section Times	1:36.78 [1] (0:15.21)	1:21.57 [1] (0:11.36)	1:10.21 [2] (0:11.52)	0:58.69 [1] (0:11.76)	0:46.93 [1] (0:11.73)	0:35.20 [1] (0:11.49)	0:23.71 [1] (0:11.50)	0:12.21 [1] (0:12.21)
Average Speed [km/h]	50.0	63.7	62.4	61.0	61.4	63.2	62.8	59.0
Top Speed [km/h]	63.9	64.6	63.4	61.5	62.0	65.7	64.6	61.0
Avg. Dist. to Rail [m]	5.9	0.8	0.4	0.9	0.7	1.7	1.4	2.1
Avg. Stride Freq. [Hz]	2.3	2.4	2.4	2.3	2.3	2.4	2.4	2.4
Avg. Stride Length [m]	5.9	7.4	7.4	7.5	7.5	7.4	7.2	7.0



- [ ] Ranking at each section and finish
- .-.- No data available at this section
- NA No data available



Horse/Jockey Name	Medal
Final Rank	2
Fastest Section Time (Section)	0:11.46 (1400m)
Top Speed [km/h] (Section)	65.4 (600m)
Race State	Finished

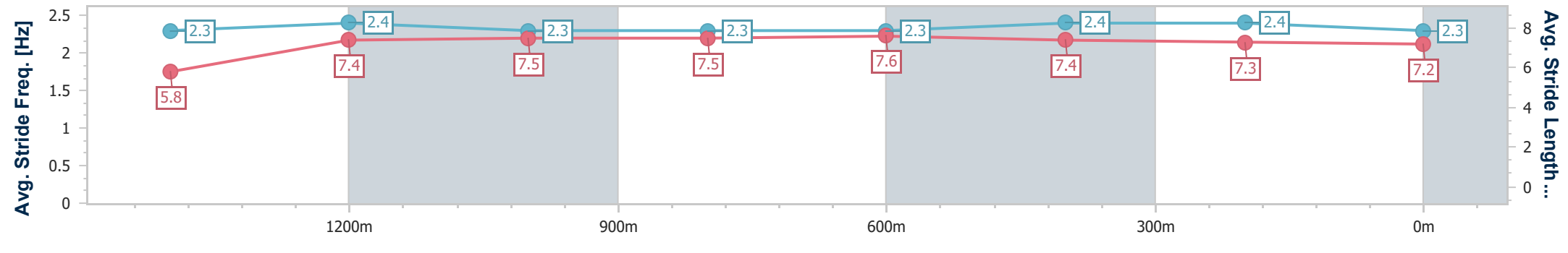
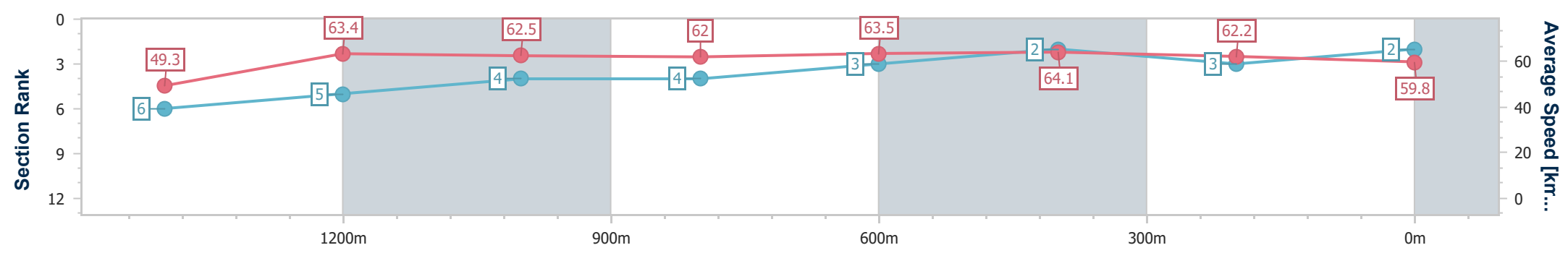


Townsville QLD Professional  
 Race 1: NORSTATE MARKETING QLD PTY LTD RATINGS  
 BAND 0 - 65 Handicap - 1609m  
 20 July 2024 - 13:04



Track Rating: Soft 5, Weather: Fine, Rail Position: +3.5m Entire

Section	Overall	1400m	1200m	1000m	800m	600m	400m	200m
Section Times	1:36.82 [2] (0:15.46)	1:21.36 [6] (0:11.46)	1:09.90 [5] (0:11.54)	0:58.36 [4] (0:11.67)	0:46.69 [4] (0:11.48)	0:35.21 [3] (0:11.46)	0:23.75 [2] (0:11.70)	0:12.05 [3] (0:12.05)
Average Speed [km/h]	49.3	63.4	62.5	62.0	63.5	64.1	62.2	59.8
Top Speed [km/h]	61.9	64.3	63.6	62.9	64.8	65.4	63.5	62.2
Avg. Dist. to Rail [m]	6.2	2.8	2.4	1.2	2.0	4.6	5.3	6.6
Avg. Stride Freq. [Hz]	2.3	2.4	2.3	2.3	2.3	2.4	2.4	2.3
Avg. Stride Length [m]	5.8	7.4	7.5	7.5	7.6	7.4	7.3	7.2



- [ ] Ranking at each section and finish
- .-.- No data available at this section
- NA No data available



Horse/Jockey Name	Sir Maximus
Final Rank	3
Fastest Section Time (Section)	0:11.29 (600m)
Top Speed [km/h] (Section)	65.2 (600m)
Race State	Finished

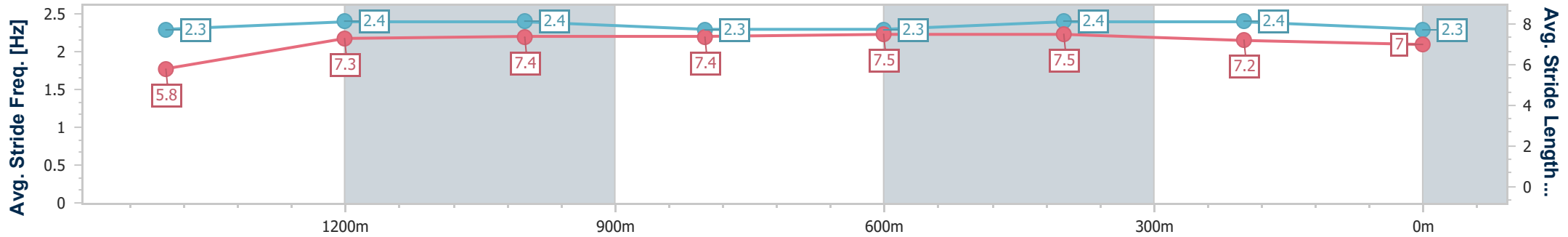
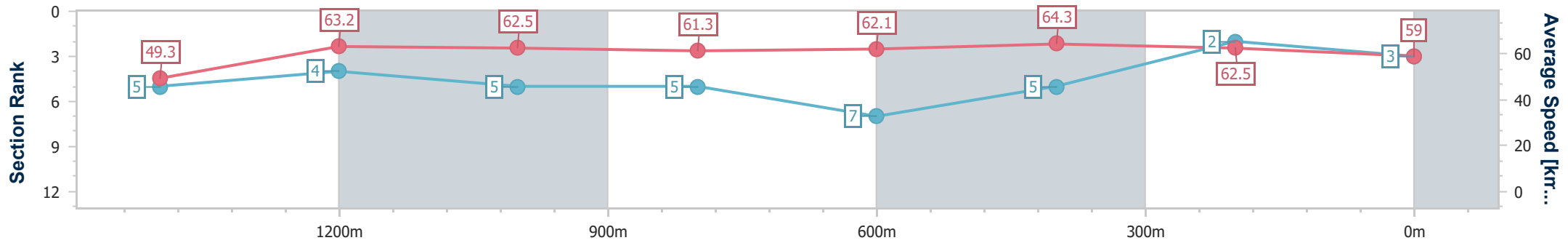


Townsville QLD Professional  
 Race 1: NORSTATE MARKETING QLD PTY LTD RATINGS  
 BAND 0 - 65 Handicap - 1609m  
 20 July 2024 - 13:04



Track Rating: Soft 5, Weather: Fine, Rail Position: +3.5m Entire

Section	Overall	1400m	1200m	1000m	800m	600m	400m	200m
Section Times	1:36.96 [3] (0:15.43)	1:21.53 [5] (0:11.49)	1:10.04 [4] (0:11.55)	0:58.49 [5] (0:11.81)	0:46.68 [5] (0:11.61)	0:35.07 [7] (0:11.29)	0:23.78 [5] (0:11.57)	0:12.21 [2] (0:12.21)
Average Speed [km/h]	49.3	63.2	62.5	61.3	62.1	64.3	62.5	59.0
Top Speed [km/h]	62.4	64.6	63.9	62.0	63.0	65.2	63.2	61.7
Avg. Dist. to Rail [m]	4.8	2.6	2.0	1.1	0.6	1.7	3.0	4.5
Avg. Stride Freq. [Hz]	2.3	2.4	2.4	2.3	2.3	2.4	2.4	2.3
Avg. Stride Length [m]	5.8	7.3	7.4	7.4	7.5	7.5	7.2	7.0



- [ ] Ranking at each section and finish
- .-.- No data available at this section
- NA No data available



Horse/Jockey Name	Valenki
Final Rank	4
Fastest Section Time (Section)	0:11.46 (400m)
Top Speed [km/h] (Section)	64.8 (600m)
Race State	Finished



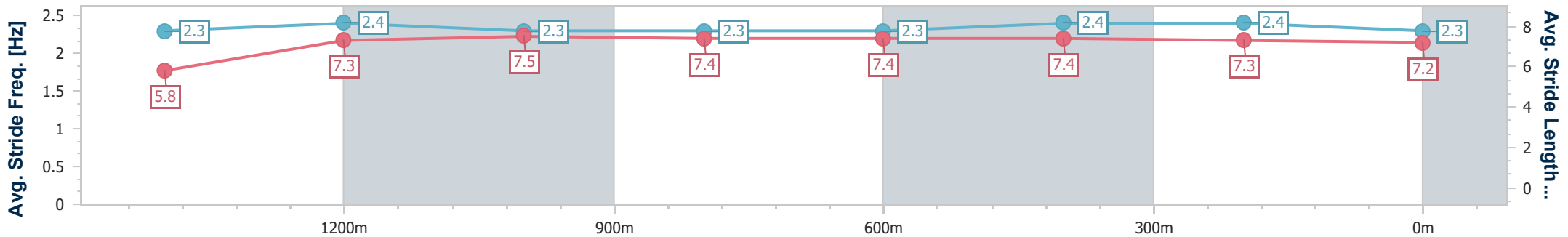
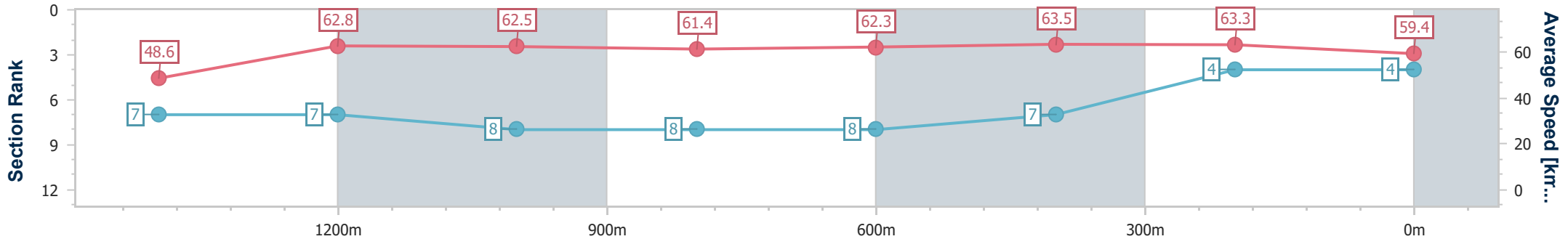
Townsville QLD Professional  
 Race 1: NORSTATE MARKETING QLD PTY LTD RATINGS  
 BAND 0 - 65 Handicap - 1609m



20 July 2024 - 13:04

Track Rating: Soft 5, Weather: Fine, Rail Position: +3.5m Entire

Section	Overall	1400m	1200m	1000m	800m	600m	400m	200m
Section Times	1:37.06 [4] (0:15.66)	1:21.40 [7] (0:11.48)	1:09.92 [7] (0:11.52)	0:58.40 [8] (0:11.75)	0:46.65 [8] (0:11.58)	0:35.07 [8] (0:11.48)	0:23.59 [7] (0:11.46)	0:12.13 [4] (0:12.13)
Average Speed [km/h]	48.6	62.8	62.5	61.4	62.3	63.5	63.3	59.4
Top Speed [km/h]	62.3	64.3	63.3	62.3	63.8	64.8	64.7	62.5
Avg. Dist. to Rail [m]	5.8	0.9	0.8	0.4	0.5	2.5	3.2	3.8
Avg. Stride Freq. [Hz]	2.3	2.4	2.3	2.3	2.3	2.4	2.4	2.3
Avg. Stride Length [m]	5.8	7.3	7.5	7.4	7.4	7.4	7.3	7.2



- [ ] Ranking at each section and finish
- .-.- No data available at this section
- NA No data available



Horse/Jockey Name	Zouhope
Final Rank	5
Fastest Section Time (Section)	0:11.26 (1200m)
Top Speed [km/h] (Section)	65.4 (600m)
Race State	Finished

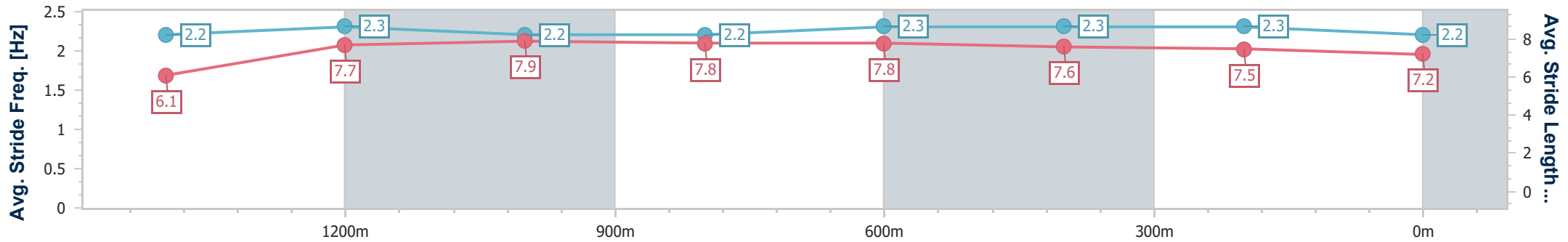
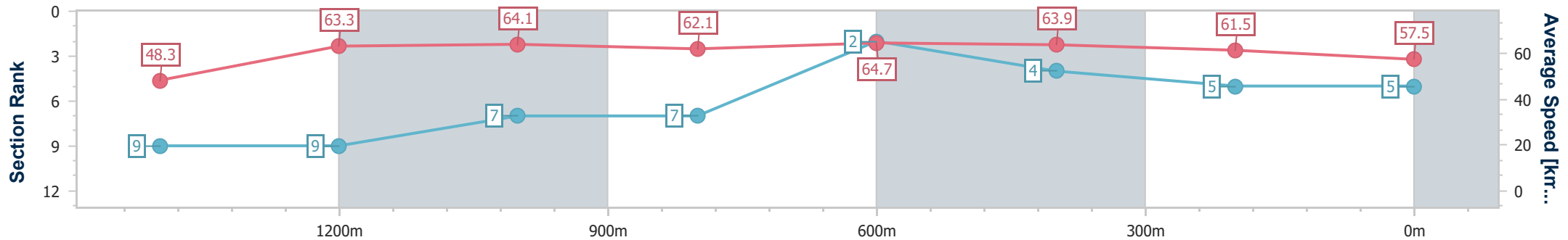


Townsville QLD Professional  
 Race 1: NORSTATE MARKETING QLD PTY LTD RATINGS  
 BAND 0 - 65 Handicap - 1609m  
 20 July 2024 - 13:04



Track Rating: Soft 5, Weather: Fine, Rail Position: +3.5m Entire

Section	Overall	1400m	1200m	1000m	800m	600m	400m	200m
Section Times	1:37.54 [5] (0:15.91)	1:21.63 [9] (0:11.47)	1:10.16 [9] (0:11.26)	0:58.90 [7] (0:11.69)	0:47.21 [7] (0:11.27)	0:35.94 [2] (0:11.56)	0:24.38 [4] (0:11.84)	0:12.54 [5] (0:12.54)
Average Speed [km/h]	48.3	63.3	64.1	62.1	64.7	63.9	61.5	57.5
Top Speed [km/h]	62.5	64.5	64.6	64.0	65.4	65.4	62.3	59.9
Avg. Dist. to Rail [m]	9.7	2.8	2.6	1.6	2.8	5.4	6.0	7.0
Avg. Stride Freq. [Hz]	2.2	2.3	2.2	2.2	2.3	2.3	2.3	2.2
Avg. Stride Length [m]	6.1	7.7	7.9	7.8	7.8	7.6	7.5	7.2



- [ ] Ranking at each section and finish
- .-.- No data available at this section
- NA No data available



Horse/Jockey Name	Edification
Final Rank	6
Fastest Section Time (Section)	0:11.43 (1200m)
Top Speed [km/h] (Section)	65.3 (600m)
Race State	Finished

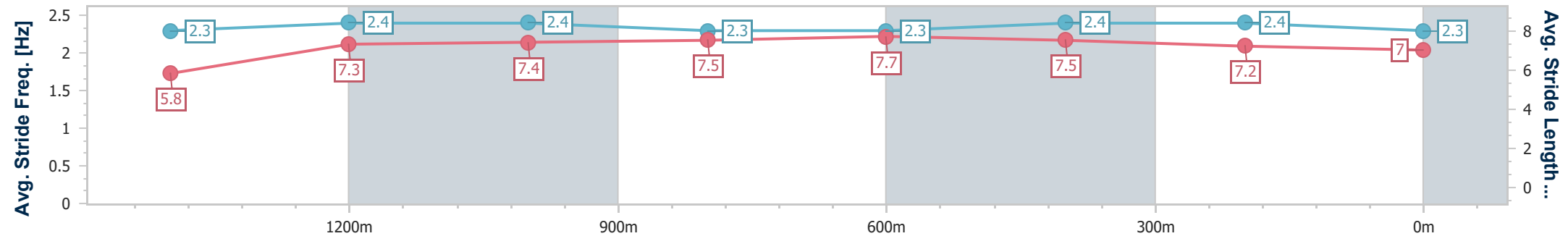
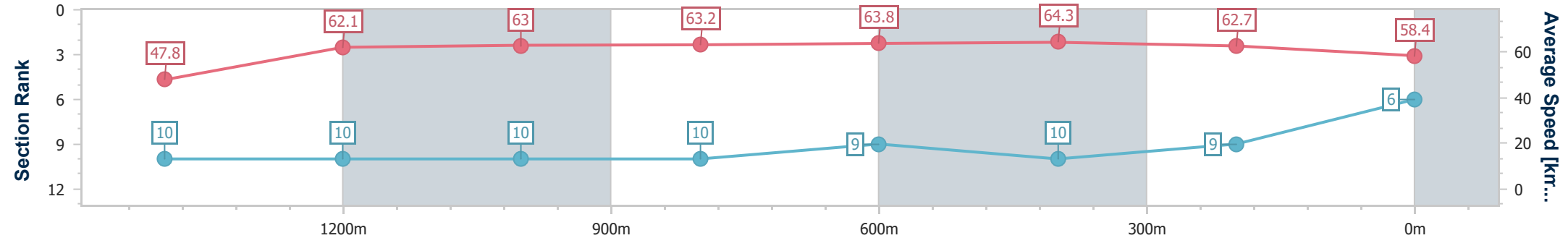


Townsville QLD Professional  
 Race 1: NORSTATE MARKETING QLD PTY LTD RATINGS  
 BAND 0 - 65 Handicap - 1609m  
 20 July 2024 - 13:04



Track Rating: Soft 5, Weather: Fine, Rail Position: +3.5m Entire

Section	Overall	1400m	1200m	1000m	800m	600m	400m	200m
Section Times	1:37.61 [6] (0:16.01)	1:21.60 [10] (0:11.64)	1:09.96 [10] (0:11.43)	0:58.53 [10] (0:11.52)	0:47.01 [10] (0:11.57)	0:35.44 [9] (0:11.50)	0:23.94 [10] (0:11.61)	0:12.33 [9] (0:12.33)
Average Speed [km/h]	47.8	62.1	63.0	63.2	63.8	64.3	62.7	58.4
Top Speed [km/h]	62.2	64.3	64.3	64.6	64.6	65.3	64.0	61.5
Avg. Dist. to Rail [m]	9.0	1.6	1.2	2.0	5.3	5.6	6.1	8.7
Avg. Stride Freq. [Hz]	2.3	2.4	2.4	2.3	2.3	2.4	2.4	2.3
Avg. Stride Length [m]	5.8	7.3	7.4	7.5	7.7	7.5	7.2	7.0



- [ ] Ranking at each section and finish
- .-.- No data available at this section
- NA No data available





Horse/Jockey Name	Vancouver Bay
Final Rank	7
Fastest Section Time (Section)	0:11.28 (1400m)
Top Speed [km/h] (Section)	65.4 (1400m)
Race State	Finished

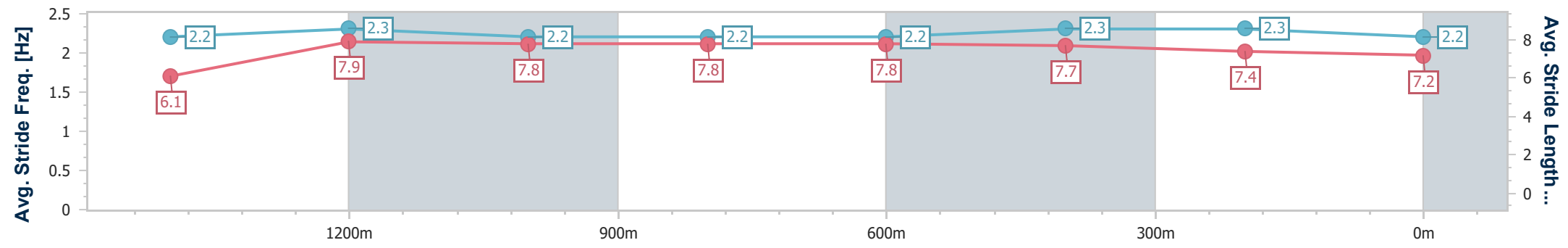
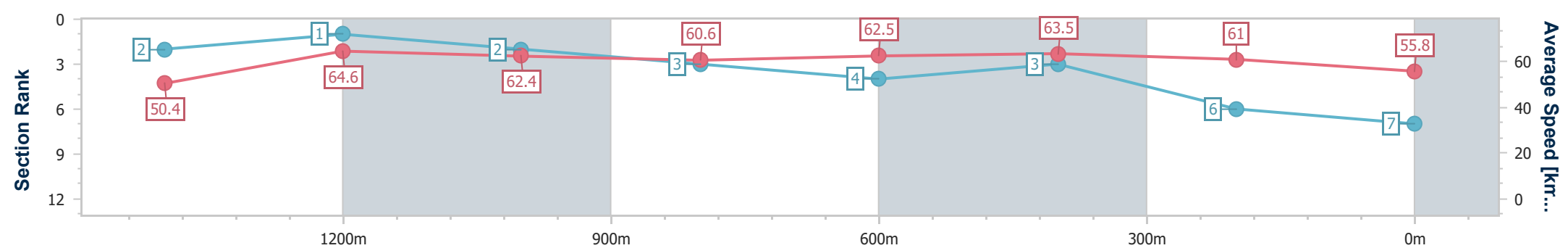


Townsville QLD Professional  
 Race 1: NORSTATE MARKETING QLD PTY LTD RATINGS  
 BAND 0 - 65 Handicap - 1609m  
 20 July 2024 - 13:04



Track Rating: Soft 5, Weather: Fine, Rail Position: +3.5m Entire

Section	Overall	1400m	1200m	1000m	800m	600m	400m	200m
Section Times	1:37.93 [7] (0:15.26)	1:22.67 [2] (0:11.28)	1:11.39 [1] (0:11.56)	0:59.83 [2] (0:11.95)	0:47.88 [3] (0:11.61)	0:36.27 [4] (0:11.49)	0:24.78 [3] (0:11.87)	0:12.91 [6] (0:12.91)
Average Speed [km/h]	50.4	64.6	62.4	60.6	62.5	63.5	61.0	55.8
Top Speed [km/h]	64.3	65.4	63.5	61.9	63.2	64.4	62.0	59.7
Avg. Dist. to Rail [m]	9.1	4.0	2.1	1.3	1.4	2.8	3.7	5.3
Avg. Stride Freq. [Hz]	2.2	2.3	2.2	2.2	2.2	2.3	2.3	2.2
Avg. Stride Length [m]	6.1	7.9	7.8	7.8	7.8	7.7	7.4	7.2



- [ ] Ranking at each section and finish
- .-.- No data available at this section
- NA No data available



Horse/Jockey Name	Devil's Inn
Final Rank	8
Fastest Section Time (Section)	0:11.42 (1400m)
Top Speed [km/h] (Section)	65.8 (600m)
Race State	Finished

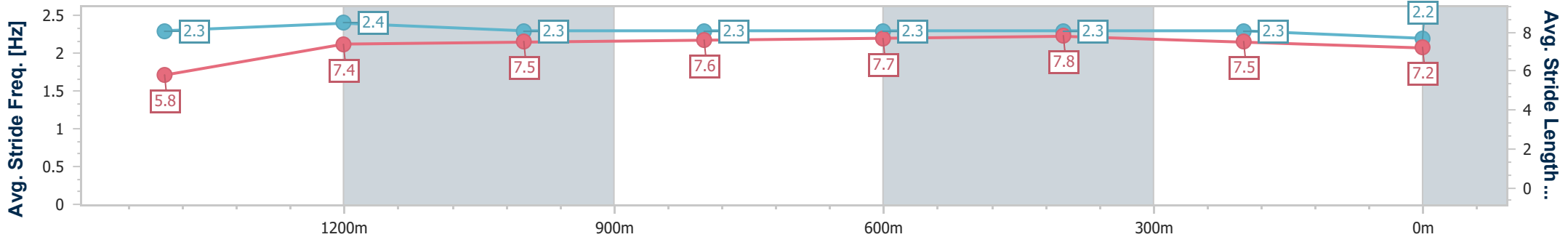
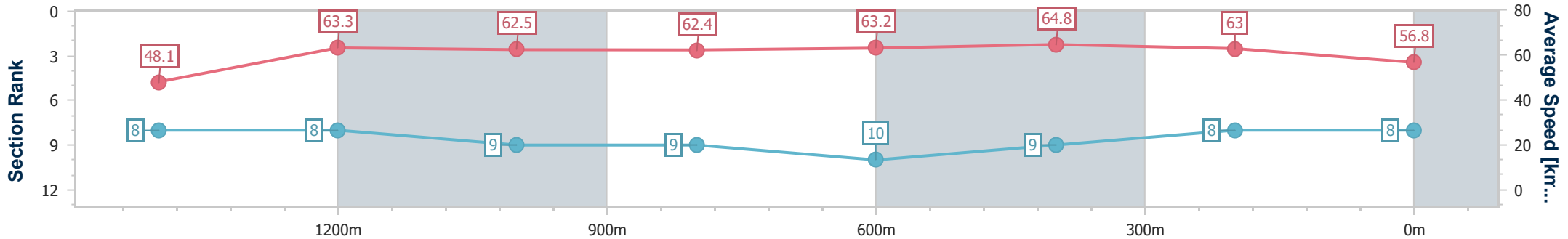


Townsville QLD Professional  
 Race 1: NORSTATE MARKETING QLD PTY LTD RATINGS  
 BAND 0 - 65 Handicap - 1609m  
 20 July 2024 - 13:04



Track Rating: Soft 5, Weather: Fine, Rail Position: +3.5m Entire

Section	Overall	1400m	1200m	1000m	800m	600m	400m	200m
Section Times	1:37.95 [8] (0:15.90)	1:22.05 [8] (0:11.42)	1:10.63 [8] (0:11.56)	0:59.07 [9] (0:11.69)	0:47.38 [9] (0:11.64)	0:35.74 [10] (0:11.45)	0:24.29 [9] (0:11.62)	0:12.67 [8] (0:12.67)
Average Speed [km/h]	48.1	63.3	62.5	62.4	63.2	64.8	63.0	56.8
Top Speed [km/h]	60.7	64.8	64.4	63.1	65.5	65.8	63.9	61.3
Avg. Dist. to Rail [m]	7.6	2.3	2.7	2.6	4.5	6.2	9.3	11.5
Avg. Stride Freq. [Hz]	2.3	2.4	2.3	2.3	2.3	2.3	2.3	2.2
Avg. Stride Length [m]	5.8	7.4	7.5	7.6	7.7	7.8	7.5	7.2



- [ ] Ranking at each section and finish
- .-.- No data available at this section
- NA No data available



Horse/Jockey Name	The Sherpa
Final Rank	9
Fastest Section Time (Section)	0:11.51 (1400m)
Top Speed [km/h] (Section)	64.9 (1400m)
Race State	Finished

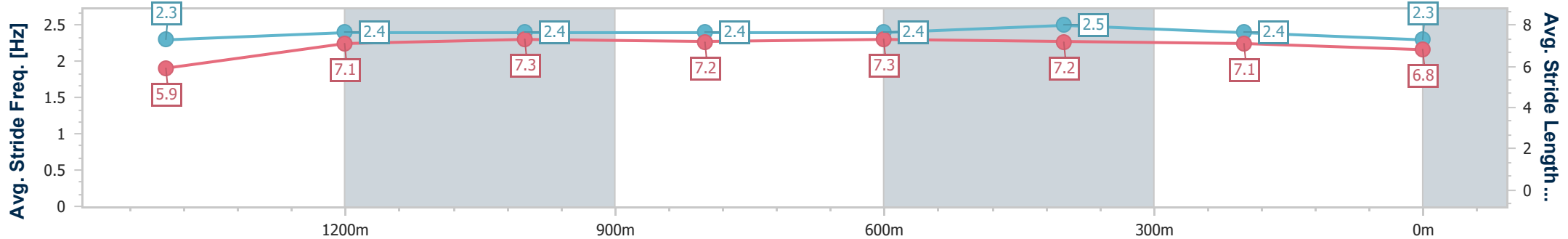
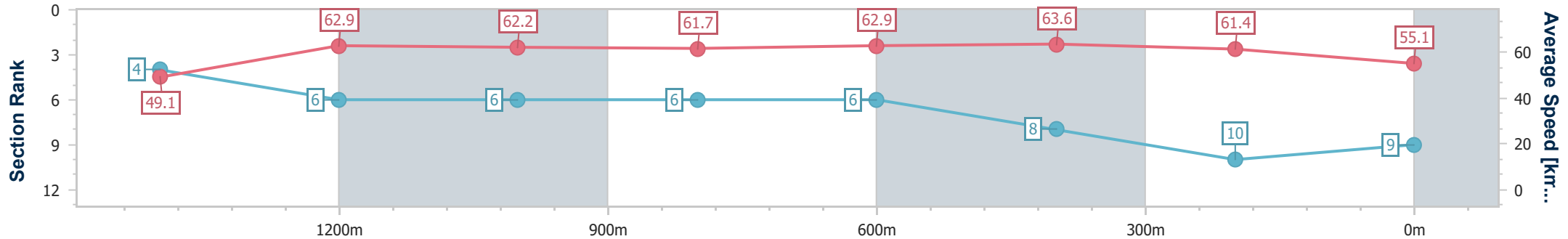


Townsville QLD Professional  
 Race 1: NORSTATE MARKETING QLD PTY LTD RATINGS  
 BAND 0 - 65 Handicap - 1609m  
 20 July 2024 - 13:04



Track Rating: Soft 5, Weather: Fine, Rail Position: +3.5m Entire

Section	Overall	1400m	1200m	1000m	800m	600m	400m	200m
Section Times	1:38.39 [9] (0:15.42)	1:22.97 [4] (0:11.51)	1:11.46 [6] (0:11.62)	0:59.84 [6] (0:11.75)	0:48.09 [6] (0:11.57)	0:36.52 [6] (0:11.60)	0:24.92 [8] (0:11.84)	0:13.08 [10] (0:13.08)
Average Speed [km/h]	49.1	62.9	62.2	61.7	62.9	63.6	61.4	55.1
Top Speed [km/h]	63.3	64.9	64.1	62.7	63.9	64.6	62.9	59.7
Avg. Dist. to Rail [m]	3.9	1.8	1.8	1.5	2.4	4.7	6.1	7.1
Avg. Stride Freq. [Hz]	2.3	2.4	2.4	2.4	2.4	2.5	2.4	2.3
Avg. Stride Length [m]	5.9	7.1	7.3	7.2	7.3	7.2	7.1	6.8



- [ ] Ranking at each section and finish
- .-.- No data available at this section
- NA No data available



Horse/Jockey Name	King Samuel
Final Rank	10
Fastest Section Time (Section)	0:11.47 (1400m)
Top Speed [km/h] (Section)	64.8 (1400m)
Race State	Finished

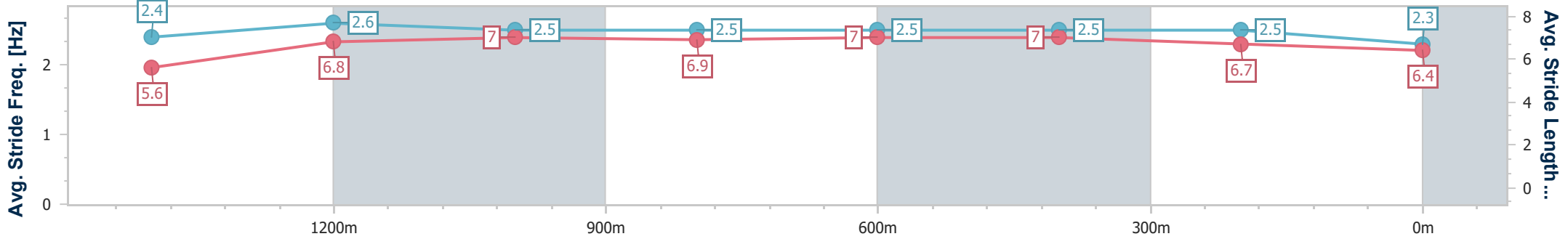
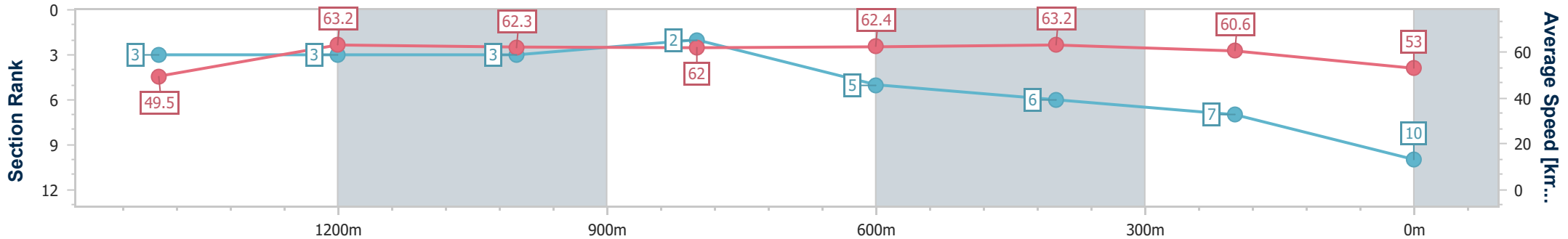


Townsville QLD Professional  
 Race 1: NORSTATE MARKETING QLD PTY LTD RATINGS  
 BAND 0 - 65 Handicap - 1609m  
 20 July 2024 - 13:04



Track Rating: Soft 5, Weather: Fine, Rail Position: +3.5m Entire

Section	Overall	1400m	1200m	1000m	800m	600m	400m	200m
Section Times	1:38.82 [10] (0:15.36)	1:23.46 [3] (0:11.47)	1:11.99 [3] (0:11.57)	1:00.42 [3] (0:11.59)	0:48.83 [2] (0:11.68)	0:37.15 [5] (0:11.60)	0:25.55 [6] (0:11.97)	0:13.58 [7] (0:13.58)
Average Speed [km/h]	49.5	63.2	62.3	62.0	62.4	63.2	60.6	53.0
Top Speed [km/h]	64.3	64.8	63.0	62.9	64.0	64.2	61.6	59.1
Avg. Dist. to Rail [m]	5.5	2.0	2.0	0.9	2.4	3.9	4.3	4.6
Avg. Stride Freq. [Hz]	2.4	2.6	2.5	2.5	2.5	2.5	2.5	2.3
Avg. Stride Length [m]	5.6	6.8	7.0	6.9	7.0	7.0	6.7	6.4



- [ ] Ranking at each section and finish
- .-.- No data available at this section
- NA No data available



# Townsville QLD Professional

## Race 2: 5 STAR FITNESS Maiden Plate - 1000m

20 July 2024 - 13:40



Track Rating: Soft 5, Weather: Fine, Rail Position: +3.5m Entire

Section		Overall									Last 600m		
Field Times		0:58.01 (0:12.95)									0:34.51		
		800m			600m		400m		200m				
		0:45.06 (0:10.55)			0:34.51 (0:11.02)		0:23.49 (0:11.27)		0:12.22 (0:12.22)				
Rank	TAB	Horse/Jockey	Barrier	Top Speed [km/h]	Fastest Section	Overall	800m	600m	400m	200m	Margin	Last 600m	Distance Travelled [m]
1	8	<b>MORE THAN YOU</b> Chelsea Jokic	11	71.4	0:10.55	0:58.01 [1] (0:12.95)	0:45.06 [1] (0:10.55)	0:34.51 [1] (0:11.02)	0:23.49 [1] (0:11.27)	0:12.22 [1] (0:12.22)	0:58.01	0:34.51	
2	9	<b>SHIHO</b> Lacey Morrison	7	71.2	0:10.45	0:58.15 [2] (0:13.18)	0:44.97 [2] (0:10.45)	0:34.52 [2] (0:11.01)	0:23.51 [2] (0:11.44)	0:12.07 [2] (0:12.07)	0.87L	0:34.52	+3
3	6	<b>KUROMI SAMA</b> Jackson Murphy	2	70.3	0:10.43	0:58.25 [3] (0:13.45)	0:44.80 [6] (0:10.43)	0:34.37 [5] (0:11.05)	0:23.32 [4] (0:11.35)	0:11.97 [3] (0:11.97)	1.46L	0:34.37	+1
4	11	<b>POLLY HOFFA</b> Corey Bayliss	4	69.0	0:10.68	0:58.41 [4] (0:13.69)	0:44.72 [9] (0:10.68)	0:34.04 [9] (0:11.21)	0:22.83 [9] (0:11.20)	0:11.63 [7] (0:11.63)	2.38L	0:34.04	+2
5	5	<b>FAIRYBOWER FLYER</b> Graham Kliese	1	71.5	0:10.60	0:58.47 [5] (0:13.19)	0:45.28 [3] (0:10.60)	0:34.68 [3] (0:11.12)	0:23.56 [3] (0:11.43)	0:12.13 [4] (0:12.13)	2.72L	0:34.68	+1
6	1	<b>OAKFIELD PANTHER</b> Tyler Leslight	5	70.7	0:10.58	0:58.67 [6] (0:13.41)	0:45.26 [5] (0:10.58)	0:34.68 [7] (0:11.41)	0:23.27 [7] (0:11.44)	0:11.83 [8] (0:11.83)	3.94L	0:34.68	+7
7	10	<b>WHATA BOBBI DAZZLA</b> Pietro Romeo	6	69.3	0:10.60	0:58.77 [7] (0:13.62)	0:45.15 [8] (0:10.60)	0:34.55 [8] (0:11.29)	0:23.26 [8] (0:11.36)	0:11.90 [9] (0:11.90)	4.49L	0:34.55	+6
8	2	<b>PLUCK 'N' TANGO</b> Nathan Thomas	8	68.9	0:10.61	0:58.90 [8] (0:13.93)	0:44.97 [11] (0:10.61)	0:34.36 [11] (0:11.15)	0:23.21 [11] (0:11.35)	0:11.86 [11] (0:11.86)	5.28L	0:34.36	+3
9	4	<b>DYNA POWER</b> Denicious Smith	9	70.5	0:10.56	0:58.94 [9] (0:13.29)	0:45.65 [4] (0:10.56)	0:35.09 [4] (0:11.41)	0:23.68 [6] (0:11.49)	0:12.19 [6] (0:12.19)	5.5L	0:35.09	+4
10	7	<b>MRS GLOOP</b> Scott Sheargold	10	69.4	0:10.77	0:58.97 [10] (0:13.69)	0:45.28 [10] (0:10.77)	0:34.51 [10] (0:11.22)	0:23.29 [10] (0:11.36)	0:11.93 [10] (0:11.93)	5.69L	0:34.51	+8

[ ] Ranking at each section and finish  
 -:-:- No data available at this section  
 NA No data available

SCN Saddle cloth number  
 DNF Did not finish  
 DNT Did not track



**Townsville QLD Professional**  
**Race 2: 5 STAR FITNESS Maiden Plate - 1000m**  
**20 July 2024 - 13:40**



Track Rating: Soft 5, Weather: Fine, Rail Position: +3.5m Entire

Section		Overall	800m	600m	400m	200m	Last 600m	
Field Times		0:58.01 (0:12.95)	0:45.06 (0:10.55)	0:34.51 (0:11.02)	0:23.49 (0:11.27)	0:12.22 (0:12.22)	0:34.51	

Rank	TAB	Horse/Jockey	Barrier	Top Speed [km/h]	Fastest Section	Overall	800m	600m	400m	200m	Margin	Last 600m	Distance Travelled [m]
11	3	COACHMAN	3	69.8	0:10.44	0:59.02 [11]	0:45.49 [7]	0:35.05 [6]	0:23.92 [5]	0:12.35 [5]	5.96L	0:35.05	+2
		Ryan Wiggins		800m	800m	(0:13.53)	(0:10.44)	(0:11.13)	(0:11.57)	(0:12.35)			

[ ] Ranking at each section and finish  
 -:-:- No data available at this section  
 NA No data available

SCN Saddle cloth number  
 DNF Did not finish  
 DNT Did not track



Horse/Jockey Name	More Than You
Final Rank	1
Fastest Section Time (Section)	0:10.55 (800m)
Top Speed [km/h] (Section)	71.4 (Overall)
Race State	Finished

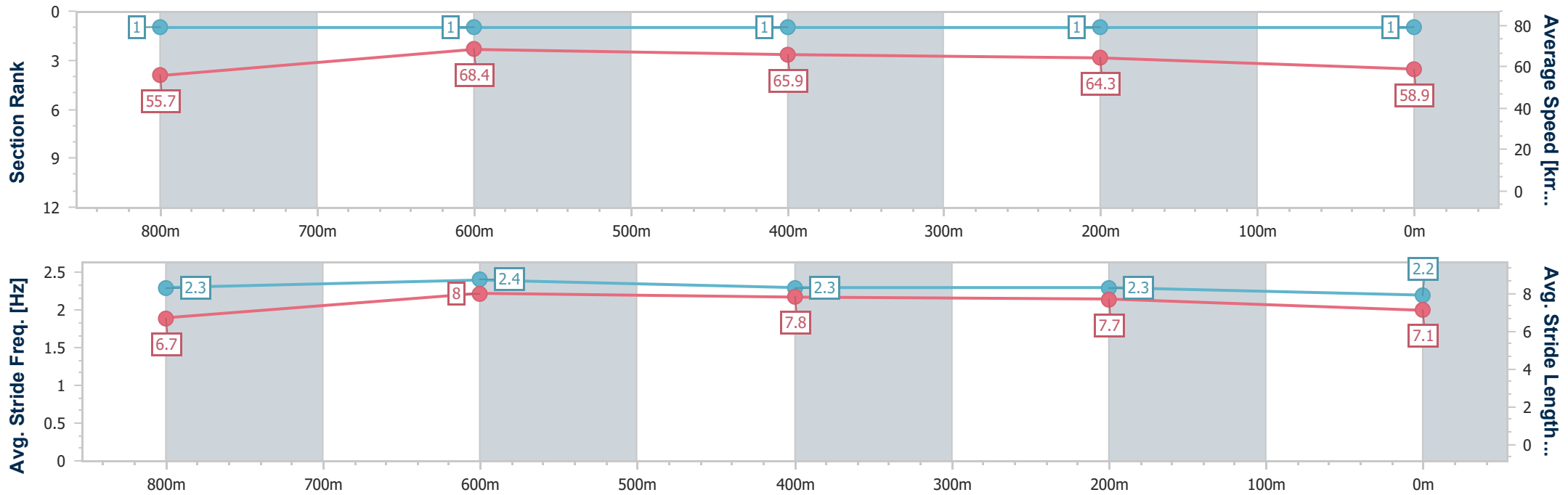


Townsville QLD Professional  
 Race 2: 5 STAR FITNESS Maiden Plate - 1000m  
 20 July 2024 - 13:40



Track Rating: Soft 5, Weather: Fine, Rail Position: +3.5m Entire

Section	Overall	800m	600m	400m	200m
Section Times	0:58.01 [1] (0:12.95)	0:45.06 [1] (0:10.55)	0:34.51 [1] (0:11.02)	0:23.49 [1] (0:11.27)	0:12.22 [1] (0:12.22)
Average Speed [km/h]	55.7	68.4	65.9	64.3	58.9
Top Speed [km/h]	71.4	70.6	67.4	65.5	62.2
Avg. Dist. to Rail [m]	6.0	0.9	1.8	3.0	4.0
Avg. Stride Freq. [Hz]	2.3	2.4	2.3	2.3	2.2
Avg. Stride Length [m]	6.7	8.0	7.8	7.7	7.1



- [ ] Ranking at each section and finish
- .-.- No data available at this section
- NA No data available



Horse/Jockey Name	Shiho
Final Rank	2
Fastest Section Time (Section)	0:10.45 (800m)
Top Speed [km/h] (Section)	71.2 (800m)
Race State	Finished



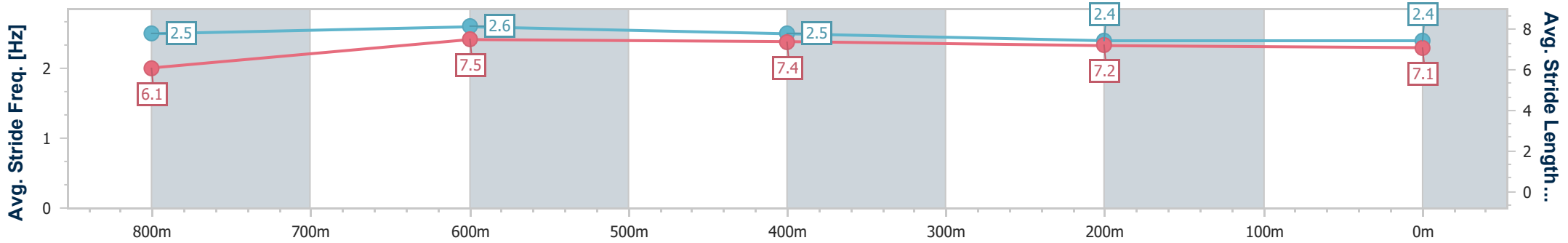
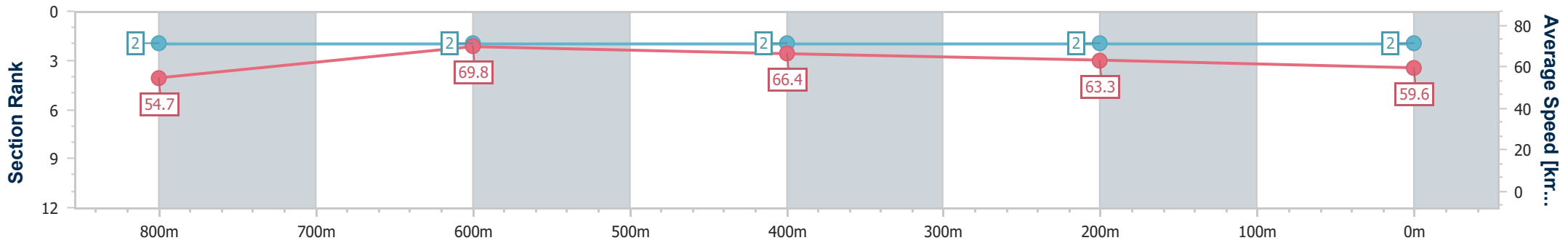
Townsville QLD Professional  
Race 2: 5 STAR FITNESS Maiden Plate - 1000m

20 July 2024 - 13:40

Track Rating: Soft 5, Weather: Fine, Rail Position: +3.5m Entire



Section	Overall	800m	600m	400m	200m
Section Times	0:58.15 [2] (0:13.18)	0:44.97 [2] (0:10.45)	0:34.52 [2] (0:11.01)	0:23.51 [2] (0:11.44)	0:12.07 [2] (0:12.07)
Average Speed [km/h]	54.7	69.8	66.4	63.3	59.6
Top Speed [km/h]	70.9	71.2	68.0	64.6	62.5
Avg. Dist. to Rail [m]	6.1	3.1	3.2	3.1	3.5
Avg. Stride Freq. [Hz]	2.5	2.6	2.5	2.4	2.4
Avg. Stride Length [m]	6.1	7.5	7.4	7.2	7.1



- [ ] Ranking at each section and finish
- .-.- No data available at this section
- NA No data available





Horse/Jockey Name	Kuromi Sama
Final Rank	3
Fastest Section Time (Section)	0:10.43 (800m)
Top Speed [km/h] (Section)	70.3 (800m)
Race State	Finished



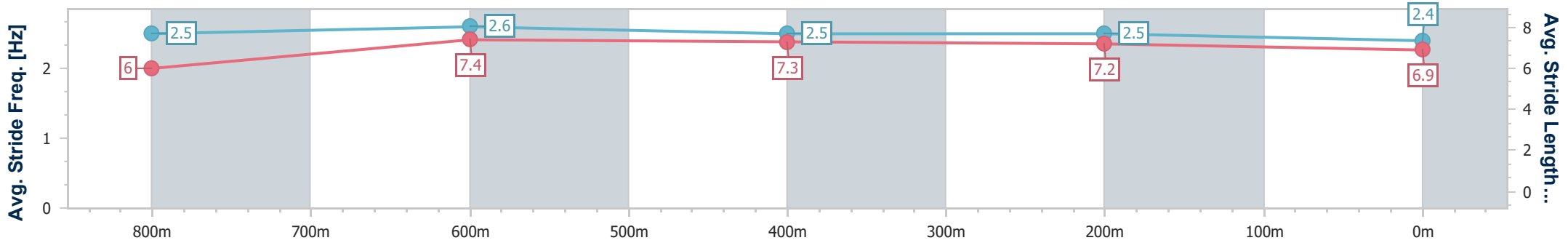
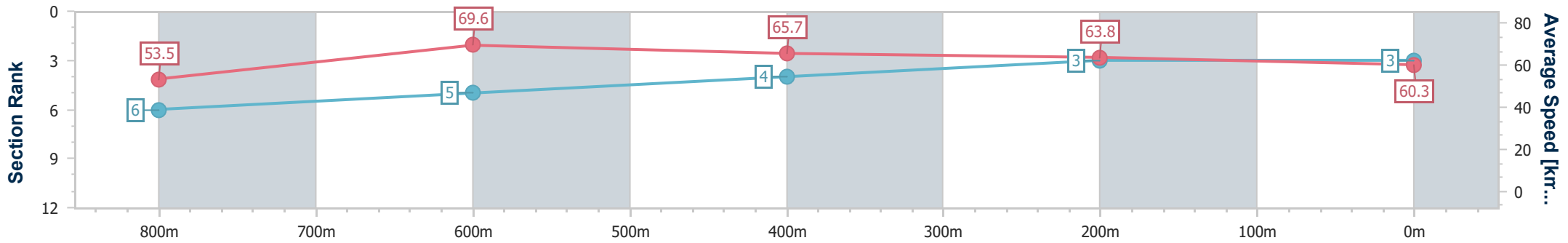
Townsville QLD Professional  
Race 2: 5 STAR FITNESS Maiden Plate - 1000m



20 July 2024 - 13:40

Track Rating: Soft 5, Weather: Fine, Rail Position: +3.5m Entire

Section	Overall	800m	600m	400m	200m
Section Times	0:58.25 [3] (0:13.45)	0:44.80 [6] (0:10.43)	0:34.37 [5] (0:11.05)	0:23.32 [4] (0:11.35)	0:11.97 [3] (0:11.97)
Average Speed [km/h]	53.5	69.6	65.7	63.8	60.3
Top Speed [km/h]	68.9	70.3	66.6	64.2	62.6
Avg. Dist. to Rail [m]	2.1	1.6	2.0	3.8	7.1
Avg. Stride Freq. [Hz]	2.5	2.6	2.5	2.5	2.4
Avg. Stride Length [m]	6.0	7.4	7.3	7.2	6.9



- [ ] Ranking at each section and finish
- .-.- No data available at this section
- NA No data available



Horse/Jockey Name	Polly Hoffa
Final Rank	4
Fastest Section Time (Section)	0:10.68 (800m)
Top Speed [km/h] (Section)	69.0 (Overall)
Race State	Finished



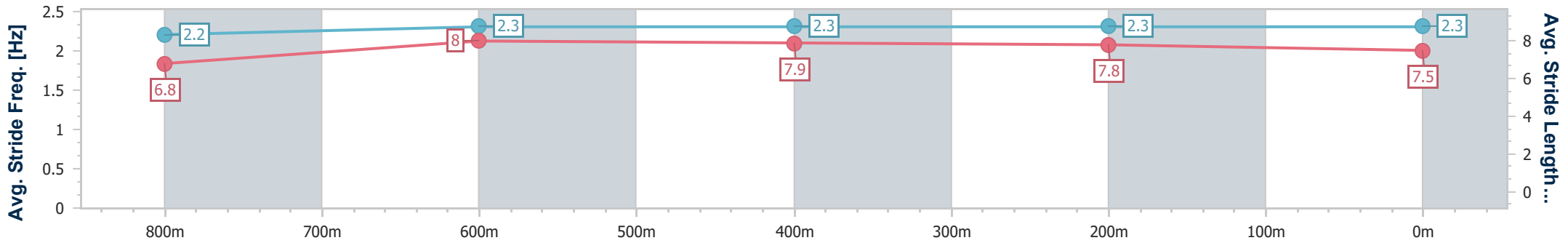
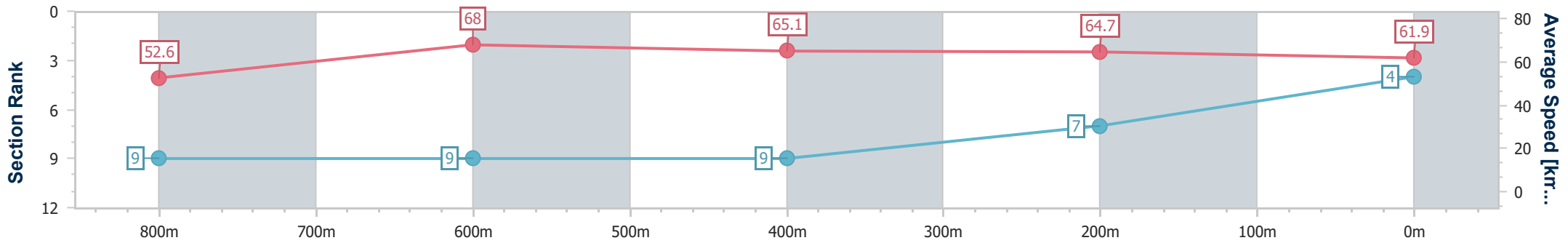
Townsville QLD Professional  
Race 2: 5 STAR FITNESS Maiden Plate - 1000m

20 July 2024 - 13:40

Track Rating: Soft 5, Weather: Fine, Rail Position: +3.5m Entire



Section	Overall	800m	600m	400m	200m
Section Times	0:58.41 [4] (0:13.69)	0:44.72 [9] (0:10.68)	0:34.04 [9] (0:11.21)	0:22.83 [9] (0:11.20)	0:11.63 [7] (0:11.63)
Average Speed [km/h]	52.6	68.0	65.1	64.7	61.9
Top Speed [km/h]	69.0	69.0	66.8	65.5	65.4
Avg. Dist. to Rail [m]	3.9	2.1	2.9	3.6	3.6
Avg. Stride Freq. [Hz]	2.2	2.3	2.3	2.3	2.3
Avg. Stride Length [m]	6.8	8.0	7.9	7.8	7.5



- [ ] Ranking at each section and finish
- .-.- No data available at this section
- NA No data available



Horse/Jockey Name	Fairybower Flyer
Final Rank	5
Fastest Section Time (Section)	0:10.60 (800m)
Top Speed [km/h] (Section)	71.5 (800m)
Race State	Finished



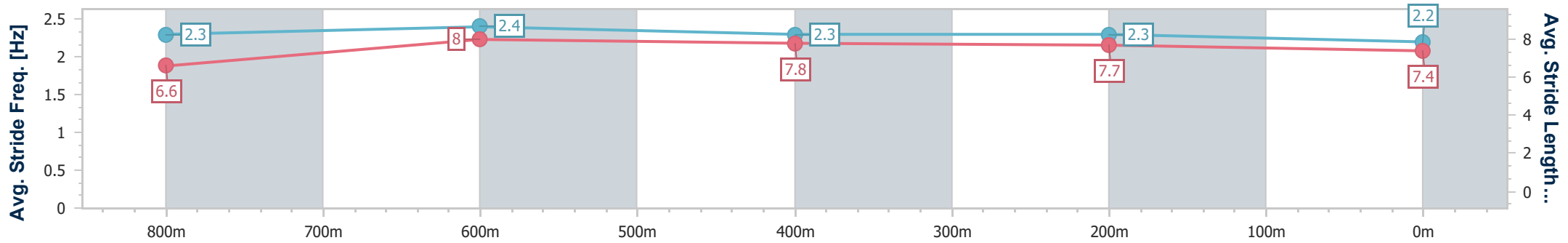
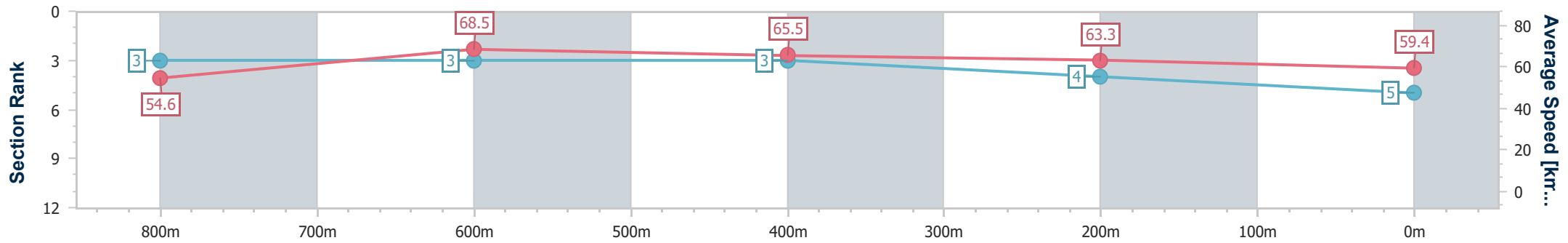
Townsville QLD Professional  
Race 2: 5 STAR FITNESS Maiden Plate - 1000m

20 July 2024 - 13:40

Track Rating: Soft 5, Weather: Fine, Rail Position: +3.5m Entire



Section	Overall	800m	600m	400m	200m
Section Times	0:58.47 [5] (0:13.19)	0:45.28 [3] (0:10.60)	0:34.68 [3] (0:11.12)	0:23.56 [3] (0:11.43)	0:12.13 [4] (0:12.13)
Average Speed [km/h]	54.6	68.5	65.5	63.3	59.4
Top Speed [km/h]	70.5	71.5	67.1	64.5	62.5
Avg. Dist. to Rail [m]	1.8	2.2	2.5	3.6	5.9
Avg. Stride Freq. [Hz]	2.3	2.4	2.3	2.3	2.2
Avg. Stride Length [m]	6.6	8.0	7.8	7.7	7.4



- [ ] Ranking at each section and finish
- .-.- No data available at this section
- NA No data available



Horse/Jockey Name	Oakfield Panther
Final Rank	6
Fastest Section Time (Section)	0:10.58 (800m)
Top Speed [km/h] (Section)	70.7 (800m)
Race State	Finished



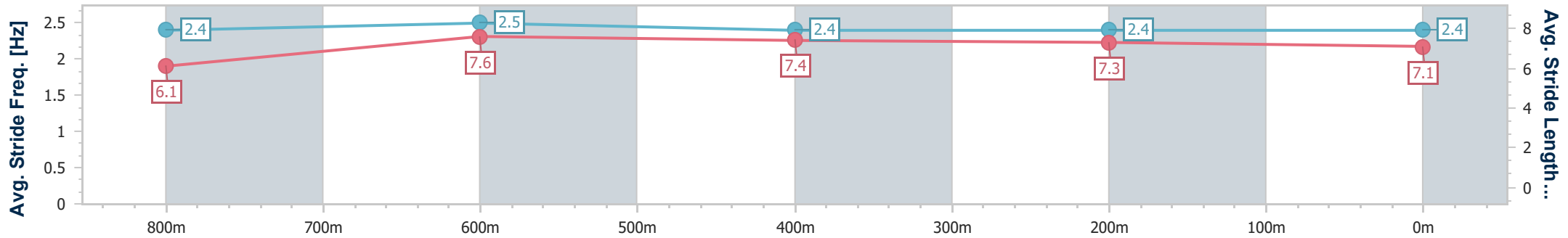
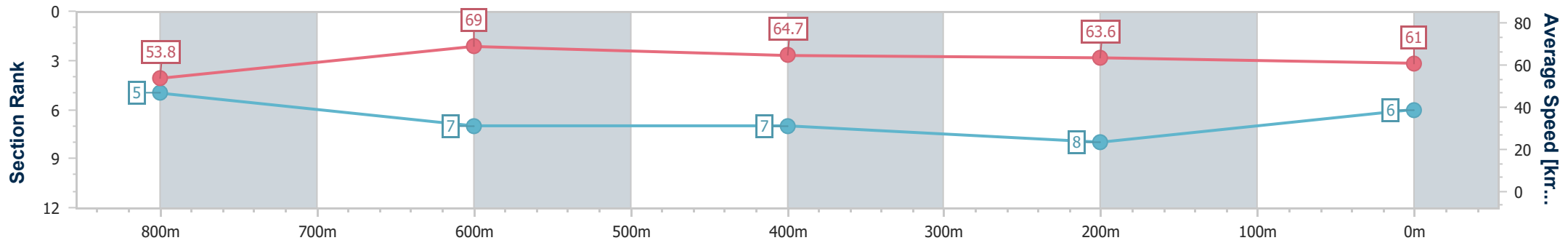
Townsville QLD Professional  
Race 2: 5 STAR FITNESS Maiden Plate - 1000m

20 July 2024 - 13:40

Track Rating: Soft 5, Weather: Fine, Rail Position: +3.5m Entire



Section	Overall	800m	600m	400m	200m
Section Times	0:58.67 [6] (0:13.41)	0:45.26 [5] (0:10.58)	0:34.68 [7] (0:11.41)	0:23.27 [7] (0:11.44)	0:11.83 [8] (0:11.83)
Average Speed [km/h]	53.8	69.0	64.7	63.6	61.0
Top Speed [km/h]	69.7	70.7	66.2	64.8	62.8
Avg. Dist. to Rail [m]	3.5	3.5	5.4	6.4	6.9
Avg. Stride Freq. [Hz]	2.4	2.5	2.4	2.4	2.4
Avg. Stride Length [m]	6.1	7.6	7.4	7.3	7.1



- [ ] Ranking at each section and finish
- .-.- No data available at this section
- NA No data available



Horse/Jockey Name	Whata Bobbi Dazzla
Final Rank	7
Fastest Section Time (Section)	0:10.60 (800m)
Top Speed [km/h] (Section)	69.3 (800m)
Race State	Finished



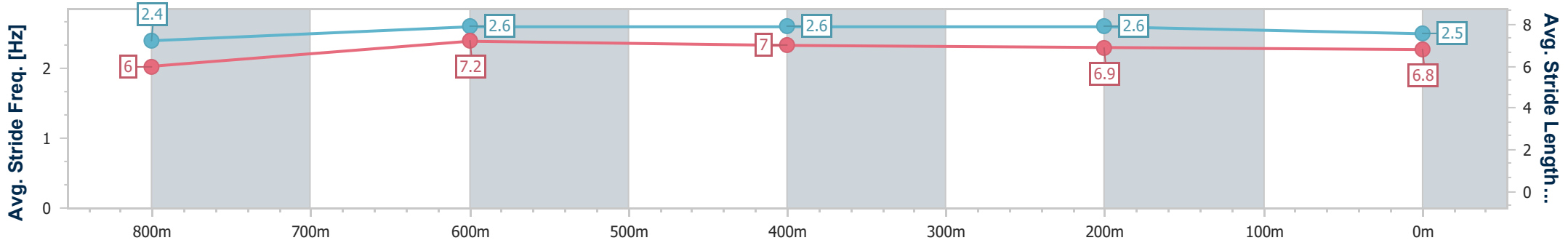
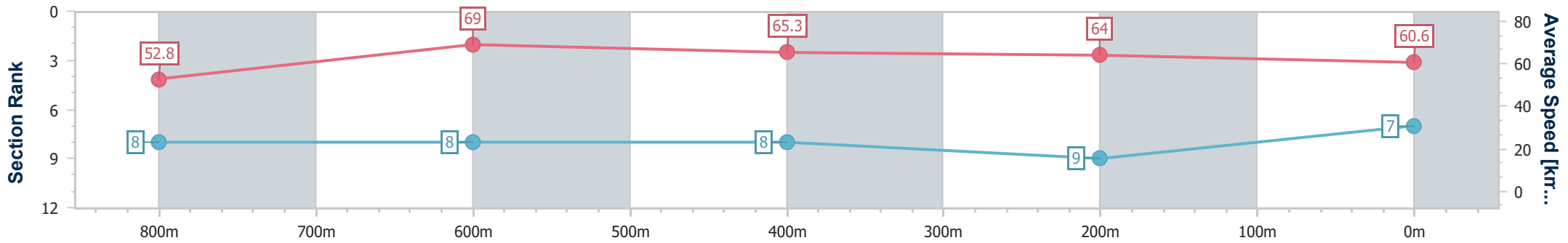
Townsville QLD Professional  
Race 2: 5 STAR FITNESS Maiden Plate - 1000m

20 July 2024 - 13:40

Track Rating: Soft 5, Weather: Fine, Rail Position: +3.5m Entire



Section	Overall	800m	600m	400m	200m
Section Times	0:58.77 [7] (0:13.62)	0:45.15 [8] (0:10.60)	0:34.55 [8] (0:11.29)	0:23.26 [8] (0:11.36)	0:11.90 [9] (0:11.90)
Average Speed [km/h]	52.8	69.0	65.3	64.0	60.6
Top Speed [km/h]	68.5	69.3	68.5	65.2	63.5
Avg. Dist. to Rail [m]	5.2	4.3	4.7	5.1	4.6
Avg. Stride Freq. [Hz]	2.4	2.6	2.6	2.6	2.5
Avg. Stride Length [m]	6.0	7.2	7.0	6.9	6.8



- [ ] Ranking at each section and finish
- .-.- No data available at this section
- NA No data available



Horse/Jockey Name	Pluck 'N' Tango
Final Rank	8
Fastest Section Time (Section)	0:10.61 (800m)
Top Speed [km/h] (Section)	68.9 (800m)
Race State	Finished

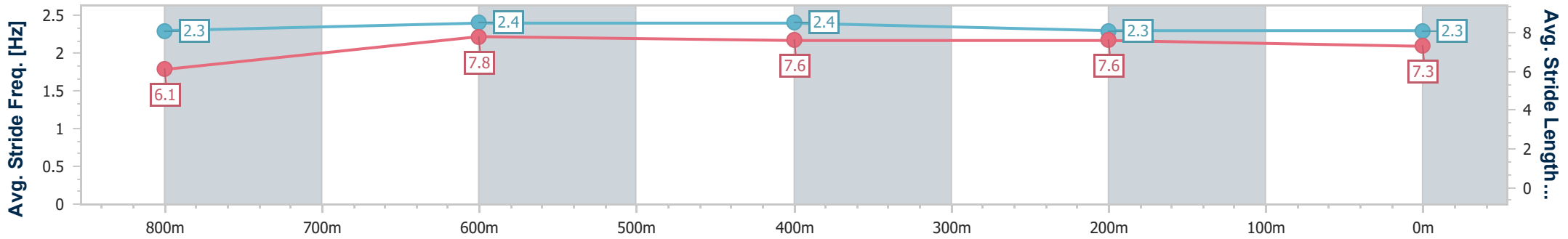
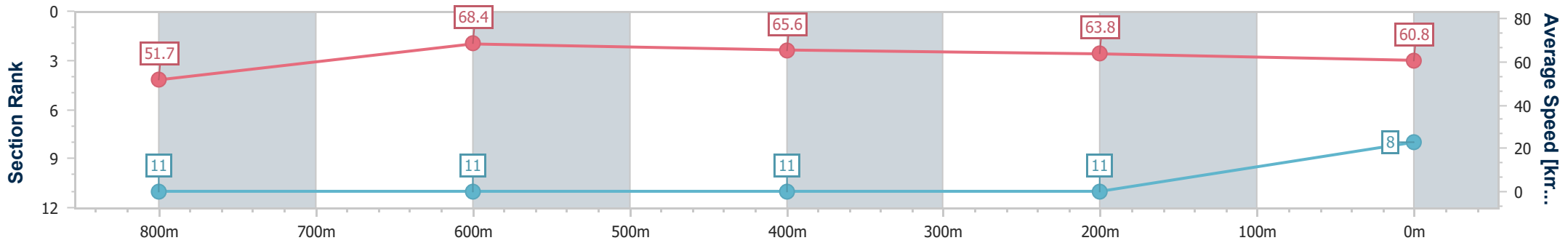


Townsville QLD Professional  
 Race 2: 5 STAR FITNESS Maiden Plate - 1000m  
 20 July 2024 - 13:40



Track Rating: Soft 5, Weather: Fine, Rail Position: +3.5m Entire

Section	Overall	800m	600m	400m	200m
Section Times	0:58.90 [8] (0:13.93)	0:44.97 [11] (0:10.61)	0:34.36 [11] (0:11.15)	0:23.21 [11] (0:11.35)	0:11.86 [11] (0:11.86)
Average Speed [km/h]	51.7	68.4	65.6	63.8	60.8
Top Speed [km/h]	67.6	68.9	68.2	65.0	62.8
Avg. Dist. to Rail [m]	5.9	2.4	3.0	5.0	5.2
Avg. Stride Freq. [Hz]	2.3	2.4	2.4	2.3	2.3
Avg. Stride Length [m]	6.1	7.8	7.6	7.6	7.3



- [ ] Ranking at each section and finish
- .-.- No data available at this section
- NA No data available



Horse/Jockey Name	Dyna Power
Final Rank	9
Fastest Section Time (Section)	0:10.56 (800m)
Top Speed [km/h] (Section)	70.5 (800m)
Race State	Finished

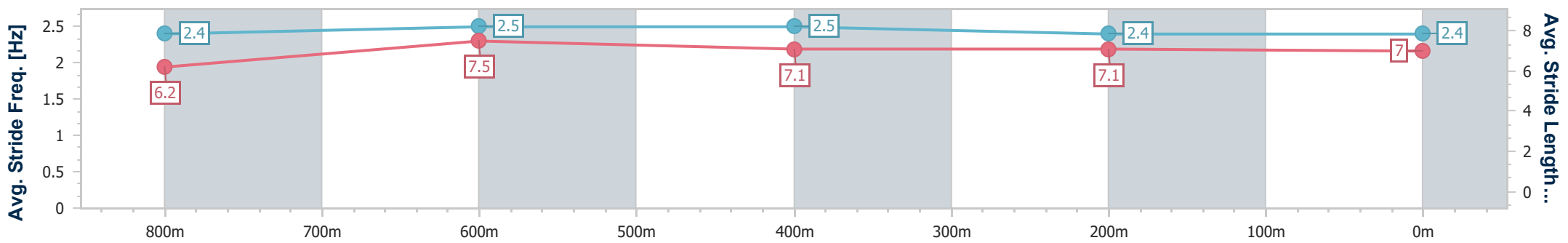
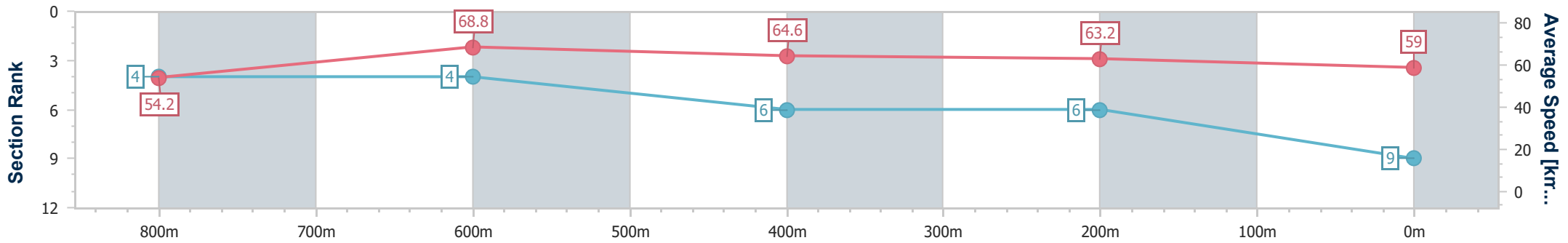


Townsville QLD Professional  
 Race 2: 5 STAR FITNESS Maiden Plate - 1000m  
 20 July 2024 - 13:40



Track Rating: Soft 5, Weather: Fine, Rail Position: +3.5m Entire

Section	Overall	800m	600m	400m	200m
Section Times	0:58.94 [9] (0:13.29)	0:45.65 [4] (0:10.56)	0:35.09 [4] (0:11.41)	0:23.68 [6] (0:11.49)	0:12.19 [6] (0:12.19)
Average Speed [km/h]	54.2	68.8	64.6	63.2	59.0
Top Speed [km/h]	70.3	70.5	65.8	64.4	61.9
Avg. Dist. to Rail [m]	5.3	2.6	4.8	5.5	6.5
Avg. Stride Freq. [Hz]	2.4	2.5	2.5	2.4	2.4
Avg. Stride Length [m]	6.2	7.5	7.1	7.1	7.0



- [ ] Ranking at each section and finish
- .-.- No data available at this section
- NA No data available



Horse/Jockey Name	Mrs Gloop
Final Rank	10
Fastest Section Time (Section)	0:10.77 (800m)
Top Speed [km/h] (Section)	69.4 (800m)
Race State	Finished

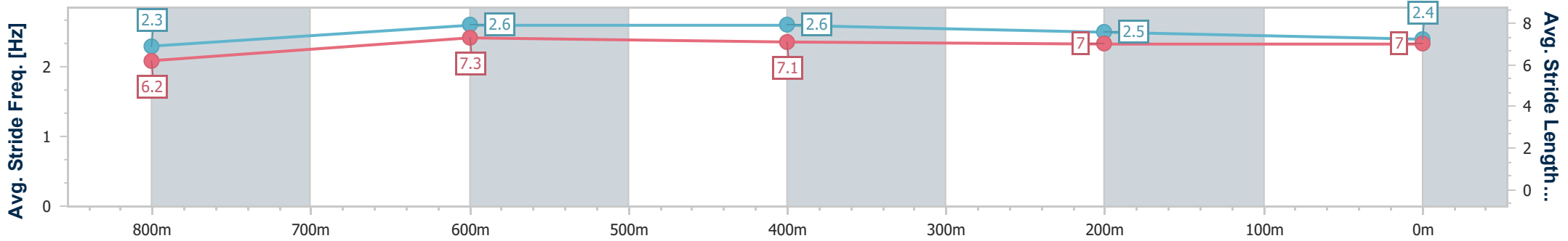
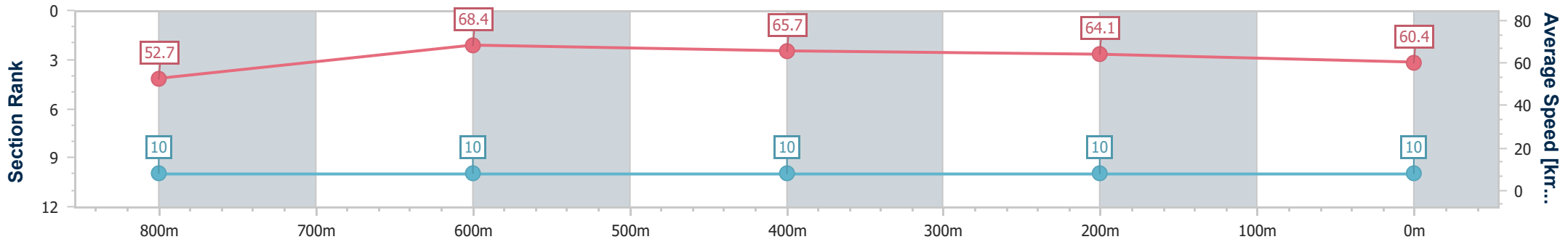


Townsville QLD Professional  
 Race 2: 5 STAR FITNESS Maiden Plate - 1000m  
 20 July 2024 - 13:40



Track Rating: Soft 5, Weather: Fine, Rail Position: +3.5m Entire

Section	Overall	800m	600m	400m	200m
Section Times	0:58.97 [10] (0:13.69)	0:45.28 [10] (0:10.77)	0:34.51 [10] (0:11.22)	0:23.29 [10] (0:11.36)	0:11.93 [10] (0:11.93)
Average Speed [km/h]	52.7	68.4	65.7	64.1	60.4
Top Speed [km/h]	68.0	69.4	68.0	64.7	63.7
Avg. Dist. to Rail [m]	8.5	5.4	5.3	6.6	8.8
Avg. Stride Freq. [Hz]	2.3	2.6	2.6	2.5	2.4
Avg. Stride Length [m]	6.2	7.3	7.1	7.0	7.0



- [ ] Ranking at each section and finish
- .-.- No data available at this section
- NA No data available





Horse/Jockey Name	Coachman
Final Rank	11
Fastest Section Time (Section)	0:10.44 (800m)
Top Speed [km/h] (Section)	69.8 (800m)
Race State	Finished



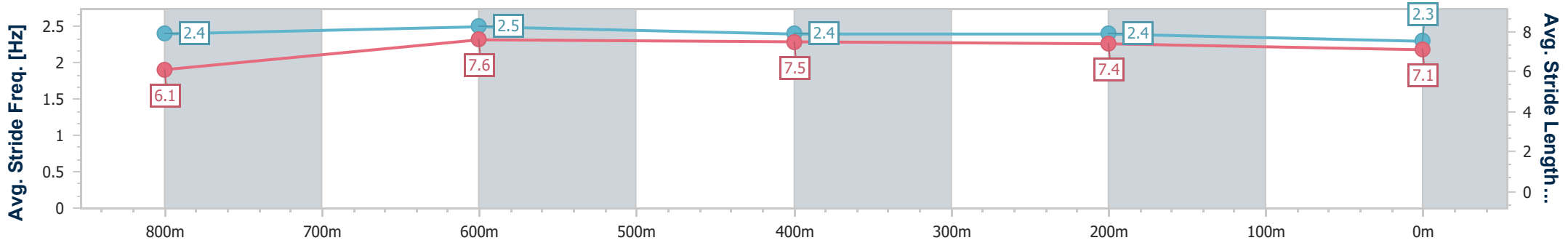
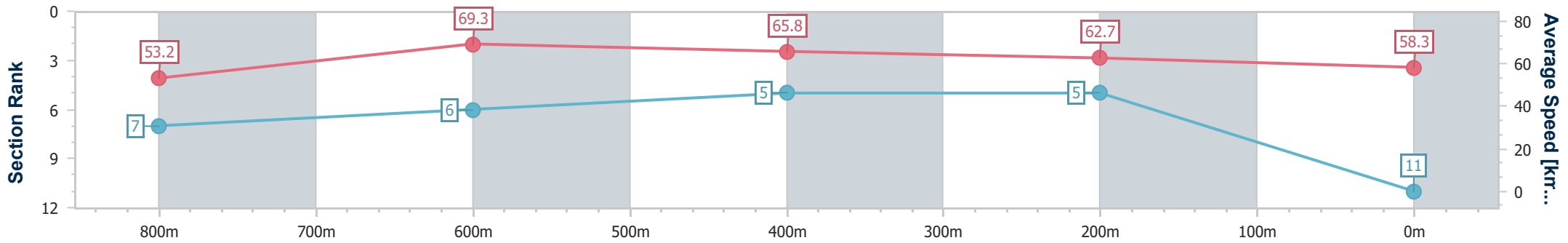
Townsville QLD Professional  
Race 2: 5 STAR FITNESS Maiden Plate - 1000m

20 July 2024 - 13:40

Track Rating: Soft 5, Weather: Fine, Rail Position: +3.5m Entire



Section	Overall	800m	600m	400m	200m
Section Times	0:59.02 [11] (0:13.53)	0:45.49 [7] (0:10.44)	0:35.05 [6] (0:11.13)	0:23.92 [5] (0:11.57)	0:12.35 [5] (0:12.35)
Average Speed [km/h]	53.2	69.3	65.8	62.7	58.3
Top Speed [km/h]	68.0	69.8	68.5	64.8	61.2
Avg. Dist. to Rail [m]	1.5	1.5	3.2	4.5	5.4
Avg. Stride Freq. [Hz]	2.4	2.5	2.4	2.4	2.3
Avg. Stride Length [m]	6.1	7.6	7.5	7.4	7.1



- [ ] Ranking at each section and finish
- .-.- No data available at this section
- NA No data available



# Townsville QLD Professional

## Race 3: City Lane Townsville Maiden Handicap - 1400m

20 July 2024 - 14:12



Track Rating: Soft 5, Weather: Fine, Rail Position: +3.5m Entire

Section		Overall	1200m	1000m	800m	600m	400m	Last 600m				
Field Times		1:23.44 (0:13.85)	1:09.59 (0:11.09)	0:58.50 (0:11.43)	0:47.07 (0:11.53)	0:35.54 (0:11.78)	0:23.76 (0:11.56)	0:35.54				
Rank	TAB Horse/Jockey	Barrier	Top Speed [km/h]	Fastest Section	Distance Travelled [m]							
1	5 KIDSTON Scott Sheargold	10	69.3 Overall	0:11.09 1200m	1:23.44 [1] (0:13.85)	1:09.59 [1] (0:11.09)	0:58.50 [1] (0:11.43)	0:47.07 [1] (0:11.53)	0:35.54 [1] (0:11.78)	0:23.76 [1] (0:11.56)	0:35.54	
2	2 DEER HUNTER Graham Kliese	1	67.2 1200m	0:11.03 1200m	1:24.09 [2] (0:14.23)	1:09.86 [3] (0:11.03)	0:58.83 [3] (0:11.41)	0:47.42 [3] (0:11.63)	0:35.79 [3] (0:11.88)	0:23.91 [3] (0:11.70)	0:35.79	+3
3	7 MISS FARSTAR Jackson Murphy	6	66.6 1200m	0:11.08 1200m	1:24.19 [3] (0:14.67)	1:09.52 [10] (0:11.08)	0:58.44 [10] (0:11.46)	0:46.98 [9] (0:11.43)	0:35.55 [7] (0:11.84)	0:23.71 [6] (0:11.67)	0:35.55	+6
4	1 RUN FREDDIE RUN Ryan Wiggins	5	66.0 1200m	0:11.11 1200m	1:24.37 [4] (0:14.60)	1:09.77 [9] (0:11.11)	0:58.66 [9] (0:11.59)	0:47.07 [10] (0:11.62)	0:35.45 [10] (0:11.75)	0:23.70 [9] (0:11.64)	0:35.45	+11
5	6 LOVE ON DISPLAY Chris Whiteley	8	67.7 1200m	0:11.02 1200m	1:24.38 [5] (0:14.06)	1:10.32 [2] (0:11.02)	0:59.30 [2] (0:11.40)	0:47.90 [2] (0:11.67)	0:36.23 [2] (0:11.75)	0:24.48 [2] (0:11.73)	0:36.23	+7
6	8 HARDOCRACK Lacey Morrison	4	67.0 1200m	0:11.03 1200m	1:24.49 [6] (0:14.24)	1:10.25 [4] (0:11.03)	0:59.22 [4] (0:11.62)	0:47.60 [4] (0:11.64)	0:35.96 [5] (0:11.75)	0:24.21 [5] (0:11.92)	0:35.96	+11
7	10 BOGAN PRINCESS Nathan Thomas	2	66.7 1200m	0:11.11 1200m	1:24.69 [7] (0:14.41)	1:10.28 [7] (0:11.11)	0:59.17 [6] (0:11.48)	0:47.69 [5] (0:11.45)	0:36.24 [4] (0:11.78)	0:24.46 [4] (0:11.94)	0:36.24	+6
8	4 TWENTY THREE WALL Denicious Smith	13	66.1 1200m	0:11.03 1200m	1:24.74 [8] (0:14.80)	1:09.94 [11] (0:11.03)	0:58.91 [11] (0:11.55)	0:47.36 [11] (0:11.59)	0:35.77 [11] (0:11.75)	0:24.02 [10] (0:11.60)	0:35.77	+15
9	12 I'M FAMOUS Corey Bayliss	7	66.1 1200m	0:11.18 1200m	1:24.82 [9] (0:14.99)	1:09.83 [12] (0:11.18)	0:58.65 [12] (0:11.49)	0:47.16 [12] (0:11.48)	0:35.68 [12] (0:11.59)	0:24.09 [11] (0:11.66)	0:35.68	-1
10	3 THE EIGHTH I AM Chelsea Jokic	3	66.7 1200m	0:11.17 1200m	1:25.12 [10] (0:14.41)	1:10.71 [6] (0:11.17)	0:59.54 [8] (0:11.62)	0:47.92 [8] (0:11.56)	0:36.36 [8] (0:11.79)	0:24.57 [8] (0:11.87)	0:36.36	+12

Scratched: Fairybower Flyer (#11)

[ ] Ranking at each section and finish  
 -:-:- No data available at this section  
 NA No data available

SCN Saddle cloth number  
 DNF Did not finish  
 DNT Did not track



# Townsville QLD Professional

## Race 3: City Lane Townsville Maiden Handicap - 1400m

20 July 2024 - 14:12



Track Rating: Soft 5, Weather: Fine, Rail Position: +3.5m Entire

Section		Overall	1200m	1000m	800m	600m	400m	Last 600m
Field Times		1:23.44 (0:13.85)	1:09.59 (0:11.09)	0:58.50 (0:11.43)	0:47.07 (0:11.53)	0:35.54 (0:11.78)	0:23.76 (0:11.56)	0:35.54

Rank	TAB	Horse/Jockey	Barrier	Top Speed [km/h]	Fastest Section	Overall	1200m	1000m	800m	600m	400m	Last 600m	Distance Travelled [m]
11	13	MY LITTLE VIKING Isabella Teh	11	67.0 1200m	0:11.03 1200m	1:25.33 [11] (0:14.30)	1:11.03 [5] (0:11.03)	1:00.00 [5] (0:11.68)	0:48.32 [6] (0:11.56)	0:36.76 [6] (0:11.95)	0:24.81 [7] (0:12.15)	0:36.76	+11
12	9	MUMMIFICATION Tyler Leslight	12	67.1 1200m	0:11.04 1200m	1:26.27 [12] (0:14.53)	1:11.74 [8] (0:11.04)	1:00.70 [7] (0:11.60)	0:49.10 [7] (0:11.60)	0:37.50 [9] (0:12.02)	0:25.48 [12] (0:12.14)	0:37.50	+12

Scratched: Fairybower Flyer (#11)



# Townsville QLD Professional

## Race 3: City Lane Townsville Maiden Handicap - 1400m

20 July 2024 - 14:12



Track Rating: Soft 5, Weather: Fine, Rail Position: +3.5m Entire

Section							200m			Last 600m
Field Times							0:12.20			0:35.54
							(0:12.20)			
Rank	TAB	Horse/Jockey	Barrier	Top Speed [km/h]	Fastest Section	Margin			Distance Travelled [m]	
1	5	<b>KIDSTON</b> Scott Sheargold	10	69.3 Overall	0:11.09 1200m	0:12.20 [1] (0:12.20)	1:23.44		0:35.54	
2	2	<b>DEER HUNTER</b> Graham Kliese	1	67.2 1200m	0:11.03 1200m	0:12.21 [3] (0:12.21)	3.85L		0:35.79 +3	
3	7	<b>MISS FARSTAR</b> Jackson Murphy	6	66.6 1200m	0:11.08 1200m	0:12.04 [4] (0:12.04)	4.41L		0:35.55 +6	
4	1	<b>RUN FREDDIE RUN</b> Ryan Wiggins	5	66.0 1200m	0:11.11 1200m	0:12.06 [7] (0:12.06)	5.51L		0:35.45 +11	
5	6	<b>LOVE ON DISPLAY</b> Chris Whiteley	8	67.7 1200m	0:11.02 1200m	0:12.75 [2] (0:12.75)	5.55L		0:36.23 +7	
6	8	<b>HARDTOCRACK</b> Lacey Morrison	4	67.0 1200m	0:11.03 1200m	0:12.29 [6] (0:12.29)	6.18L		0:35.96 +11	
7	10	<b>BOGAN PRINCESS</b> Nathan Thomas	2	66.7 1200m	0:11.11 1200m	0:12.52 [5] (0:12.52)	7.39L		0:36.24 +6	
8	4	<b>TWENTY THREE WALL</b> Denicious Smith	13	66.1 1200m	0:11.03 1200m	0:12.42 [8] (0:12.42)	7.65L		0:35.77 +15	
9	12	<b>I'M FAMOUS</b> Corey Bayliss	7	66.1 1200m	0:11.18 1200m	0:12.43 [9] (0:12.43)	8.12L		0:35.68 -1	
10	3	<b>THE EIGHTH I AM</b> Chelsea Jokic	3	66.7 1200m	0:11.17 1200m	0:12.70 [10] (0:12.70)	9.86L		0:36.36 +12	

Scratched: Fairybower Flyer (#11)

[ ] Ranking at each section and finish  
 -:-:- No data available at this section  
 NA No data available

SCN Saddle cloth number  
 DNF Did not finish  
 DNT Did not track



# Townsville QLD Professional

## Race 3: City Lane Townsville Maiden Handicap - 1400m

20 July 2024 - 14:12



Track Rating: Soft 5, Weather: Fine, Rail Position: +3.5m Entire

Section				200m				Last 600m		
Field Times				0:12.20 (0:12.20)				0:35.54		
Rank	TAB	Horse/Jockey	Barrier	Top Speed [km/h]	Fastest Section	Margin			Distance Travelled [m]	
11	13	MY LITTLE VIKING	11	67.0	0:11.03	0:12.66 [11]	11.12L		0:36.76	+11
		Isabella Teh		1200m	1200m	(0:12.66)				
12	9	MUMMIFICATION	12	67.1	0:11.04	0:13.34 [12]	16.64L		0:37.50	+12
		Tyler Leslight		1200m	1200m	(0:13.34)				

Scratched: Fairybower Flyer (#11)

[ ] Ranking at each section and finish  
 -:-:-:- No data available at this section  
 NA No data available

SCN Saddle cloth number  
 DNF Did not finish  
 DNT Did not track



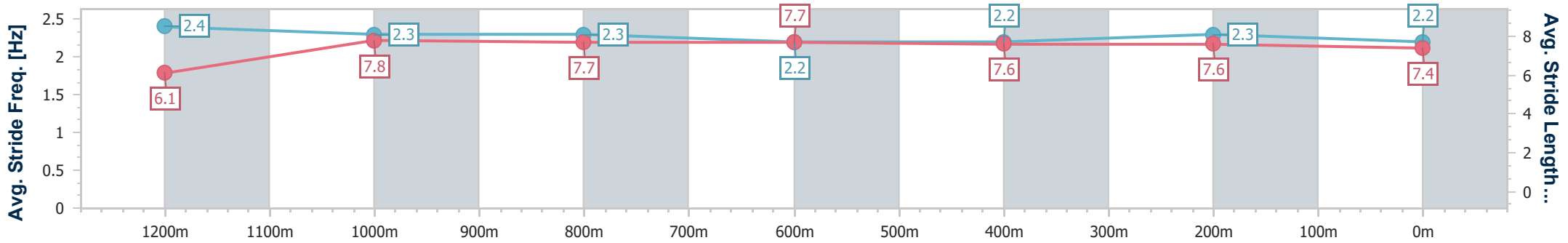
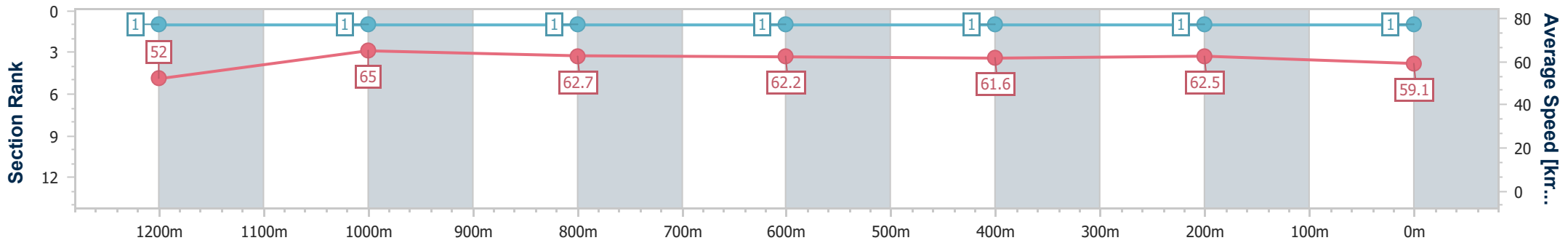
Horse/Jockey Name	Kidston
Final Rank	1
Fastest Section Time (Section)	0:11.09 (1200m)
Top Speed [km/h] (Section)	69.3 (Overall)
Race State	Finished



Townsville QLD Professional  
 Race 3: City Lane Townsville Maiden Handicap - 1400m  
 20 July 2024 - 14:12  
 Track Rating: Soft 5, Weather: Fine, Rail Position: +3.5m Entire



Section	Overall	1200m	1000m	800m	600m	400m	200m
Section Times	1:23.44 [1] (0:13.85)	1:09.59 [1] (0:11.09)	0:58.50 [1] (0:11.43)	0:47.07 [1] (0:11.53)	0:35.54 [1] (0:11.78)	0:23.76 [1] (0:11.56)	0:12.20 [1] (0:12.20)
Average Speed [km/h]	52.0	65.0	62.7	62.2	61.6	62.5	59.1
Top Speed [km/h]	69.3	69.0	63.4	63.3	62.9	63.2	62.3
Avg. Dist. to Rail [m]	7.0	0.4	1.1	0.7	1.3	2.9	3.8
Avg. Stride Freq. [Hz]	2.4	2.3	2.3	2.2	2.2	2.3	2.2
Avg. Stride Length [m]	6.1	7.8	7.7	7.7	7.6	7.6	7.4



- [ ] Ranking at each section and finish
- .-.- No data available at this section
- NA No data available



Horse/Jockey Name	Deer Hunter
Final Rank	2
Fastest Section Time (Section)	0:11.03 (1200m)
Top Speed [km/h] (Section)	67.2 (1200m)
Race State	Finished



Townsville QLD Professional

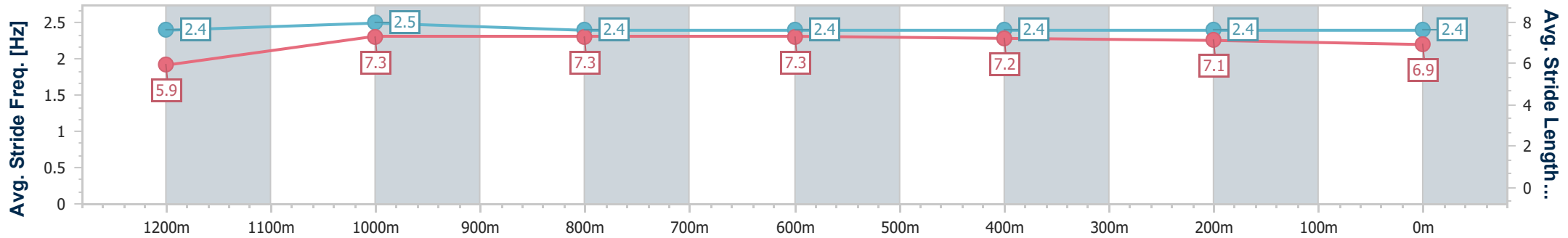
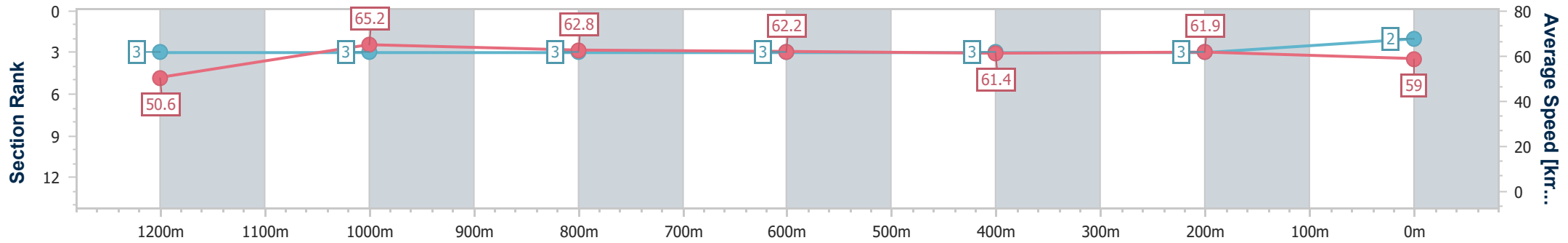
Race 3: City Lane Townsville Maiden Handicap - 1400m

20 July 2024 - 14:12

Track Rating: Soft 5, Weather: Fine, Rail Position: +3.5m Entire



Section	Overall	1200m	1000m	800m	600m	400m	200m
Section Times	1:24.09 [2] (0:14.23)	1:09.86 [3] (0:11.03)	0:58.83 [3] (0:11.41)	0:47.42 [3] (0:11.63)	0:35.79 [3] (0:11.88)	0:23.91 [3] (0:11.70)	0:12.21 [3] (0:12.21)
Average Speed [km/h]	50.6	65.2	62.8	62.2	61.4	61.9	59.0
Top Speed [km/h]	66.4	67.2	64.0	63.9	63.0	63.2	61.3
Avg. Dist. to Rail [m]	0.7	0.2	1.1	1.2	3.0	3.4	5.8
Avg. Stride Freq. [Hz]	2.4	2.5	2.4	2.4	2.4	2.4	2.4
Avg. Stride Length [m]	5.9	7.3	7.3	7.3	7.2	7.1	6.9



- [ ] Ranking at each section and finish
- .-.- No data available at this section
- NA No data available



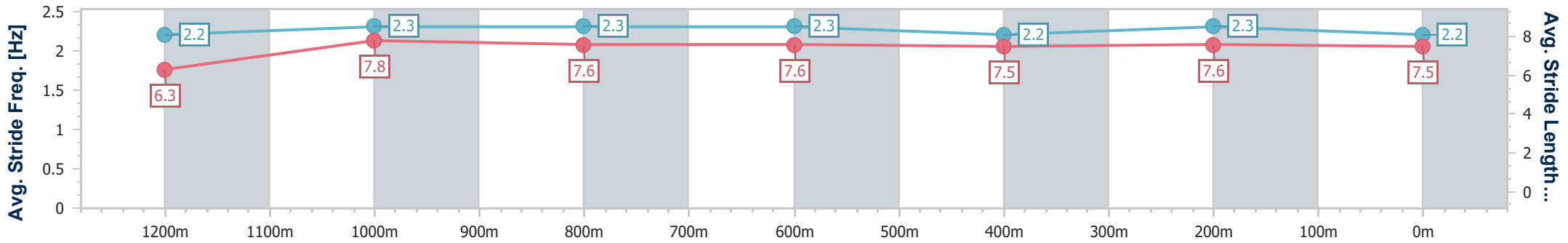
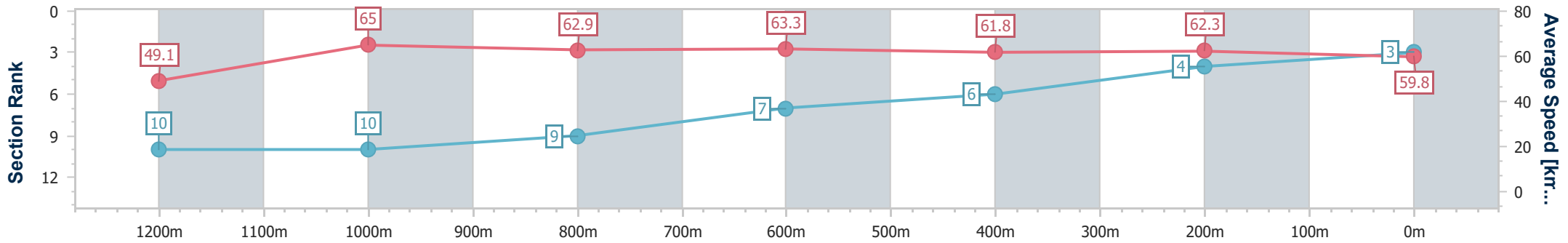
Horse/Jockey Name	Miss Farstar
Final Rank	3
Fastest Section Time (Section)	0:11.08 (1200m)
Top Speed [km/h] (Section)	66.6 (1200m)
Race State	Finished



Townsville QLD Professional  
 Race 3: City Lane Townsville Maiden Handicap - 1400m  
 20 July 2024 - 14:12  
 Track Rating: Soft 5, Weather: Fine, Rail Position: +3.5m Entire



Section	Overall	1200m	1000m	800m	600m	400m	200m
Section Times	1:24.19 [3] (0:14.67)	1:09.52 [10] (0:11.08)	0:58.44 [10] (0:11.46)	0:46.98 [9] (0:11.43)	0:35.55 [7] (0:11.84)	0:23.71 [6] (0:11.67)	0:12.04 [4] (0:12.04)
Average Speed [km/h]	49.1	65.0	62.9	63.3	61.8	62.3	59.8
Top Speed [km/h]	64.3	66.6	64.5	64.4	64.3	63.4	62.1
Avg. Dist. to Rail [m]	3.9	1.0	0.5	1.2	3.3	6.0	7.8
Avg. Stride Freq. [Hz]	2.2	2.3	2.3	2.3	2.2	2.3	2.2
Avg. Stride Length [m]	6.3	7.8	7.6	7.6	7.5	7.6	7.5



- [ ] Ranking at each section and finish
- .-.- No data available at this section
- NA No data available





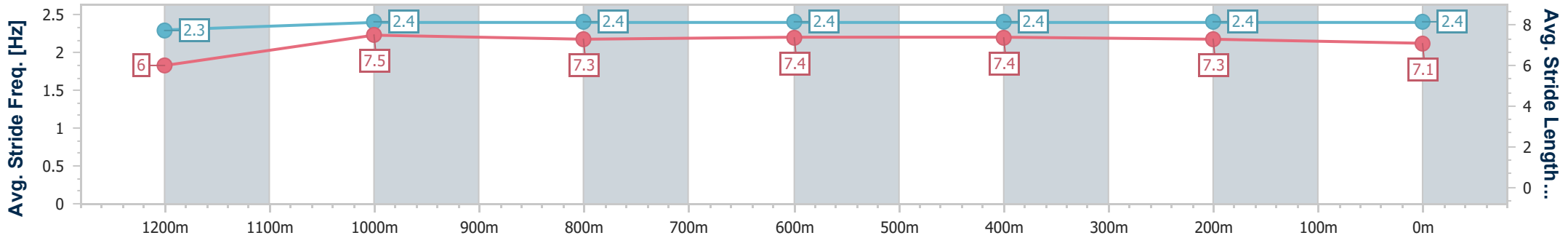
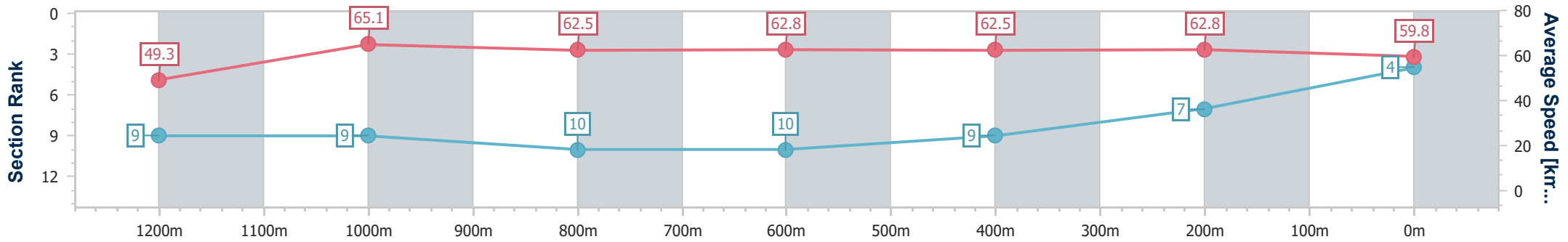
Horse/Jockey Name	Run Freddie Run
Final Rank	4
Fastest Section Time (Section)	0:11.11 (1200m)
Top Speed [km/h] (Section)	66.0 (1200m)
Race State	Finished



Townsville QLD Professional  
 Race 3: City Lane Townsville Maiden Handicap - 1400m  
 20 July 2024 - 14:12  
 Track Rating: Soft 5, Weather: Fine, Rail Position: +3.5m Entire



Section	Overall	1200m	1000m	800m	600m	400m	200m
Section Times	1:24.37 [4] (0:14.60)	1:09.77 [9] (0:11.11)	0:58.66 [9] (0:11.59)	0:47.07 [10] (0:11.62)	0:35.45 [10] (0:11.75)	0:23.70 [9] (0:11.64)	0:12.06 [7] (0:12.06)
Average Speed [km/h]	49.3	65.1	62.5	62.8	62.5	62.8	59.8
Top Speed [km/h]	64.2	66.0	65.0	63.6	64.3	63.7	62.9
Avg. Dist. to Rail [m]	4.7	2.0	1.7	2.2	4.3	9.1	9.7
Avg. Stride Freq. [Hz]	2.3	2.4	2.4	2.4	2.4	2.4	2.4
Avg. Stride Length [m]	6.0	7.5	7.3	7.4	7.4	7.3	7.1



- [ ] Ranking at each section and finish
- .-.- No data available at this section
- NA No data available



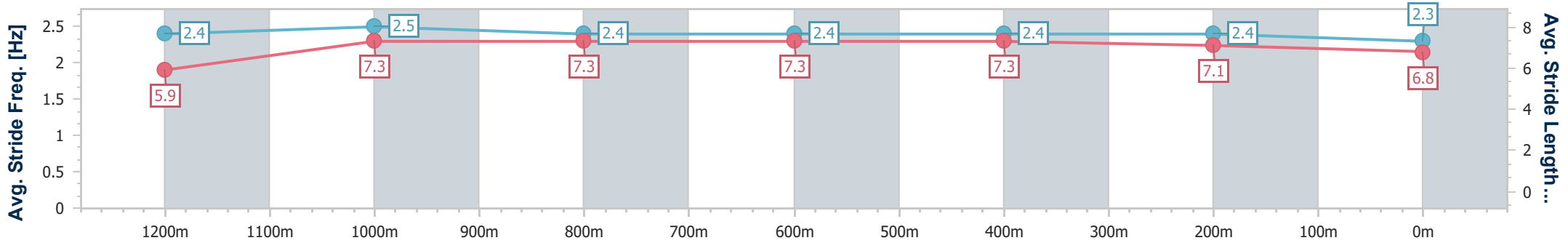
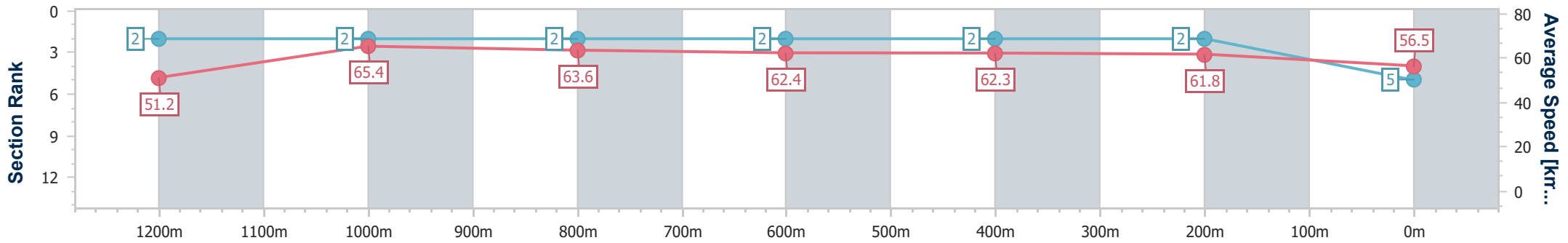
Horse/Jockey Name	Love On Display
Final Rank	5
Fastest Section Time (Section)	0:11.02 (1200m)
Top Speed [km/h] (Section)	67.7 (1200m)
Race State	Finished



Townsville QLD Professional  
 Race 3: City Lane Townsville Maiden Handicap - 1400m  
 20 July 2024 - 14:12  
 Track Rating: Soft 5, Weather: Fine, Rail Position: +3.5m Entire



Section	Overall	1200m	1000m	800m	600m	400m	200m
Section Times	1:24.38 [5] (0:14.06)	1:10.32 [2] (0:11.02)	0:59.30 [2] (0:11.40)	0:47.90 [2] (0:11.67)	0:36.23 [2] (0:11.75)	0:24.48 [2] (0:11.73)	0:12.75 [2] (0:12.75)
Average Speed [km/h]	51.2	65.4	63.6	62.4	62.3	61.8	56.5
Top Speed [km/h]	65.8	67.7	64.7	63.4	63.2	63.2	60.1
Avg. Dist. to Rail [m]	5.9	2.0	1.1	2.5	3.3	2.8	2.6
Avg. Stride Freq. [Hz]	2.4	2.5	2.4	2.4	2.4	2.4	2.3
Avg. Stride Length [m]	5.9	7.3	7.3	7.3	7.3	7.1	6.8



- [ ] Ranking at each section and finish
- .-.- No data available at this section
- NA No data available



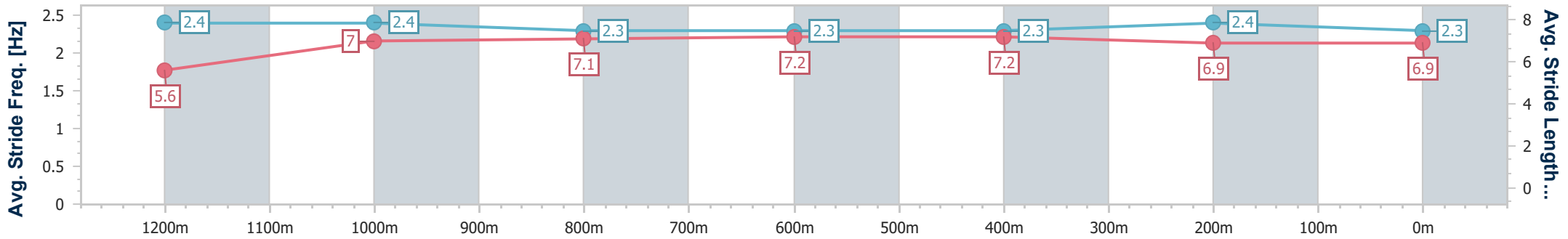
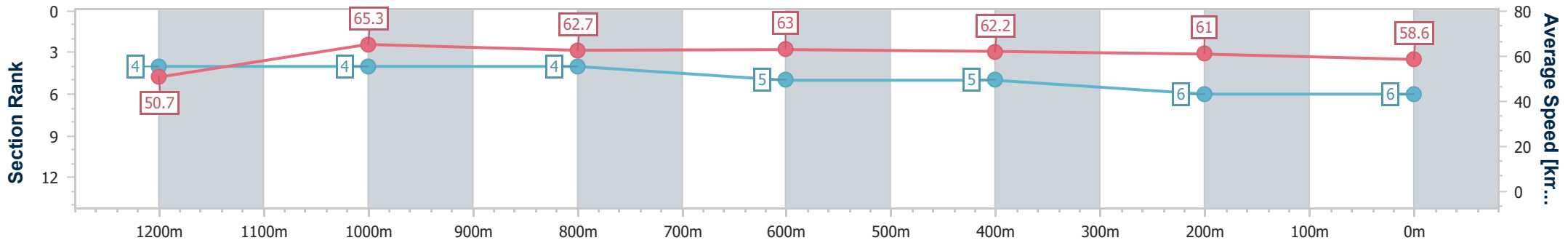
Horse/Jockey Name	Hardtocrack
Final Rank	6
Fastest Section Time (Section)	0:11.03 (1200m)
Top Speed [km/h] (Section)	67.0 (1200m)
Race State	Finished



Townsville QLD Professional  
 Race 3: City Lane Townsville Maiden Handicap - 1400m  
 20 July 2024 - 14:12  
 Track Rating: Soft 5, Weather: Fine, Rail Position: +3.5m Entire



Section	Overall	1200m	1000m	800m	600m	400m	200m
Section Times	1:24.49 [6] (0:14.24)	1:10.25 [4] (0:11.03)	0:59.22 [4] (0:11.62)	0:47.60 [4] (0:11.64)	0:35.96 [5] (0:11.75)	0:24.21 [5] (0:11.92)	0:12.29 [6] (0:12.29)
Average Speed [km/h]	50.7	65.3	62.7	63.0	62.2	61.0	58.6
Top Speed [km/h]	64.8	67.0	63.4	63.9	65.0	62.0	60.8
Avg. Dist. to Rail [m]	3.7	1.8	2.8	3.5	3.5	3.5	4.6
Avg. Stride Freq. [Hz]	2.4	2.4	2.3	2.3	2.3	2.4	2.3
Avg. Stride Length [m]	5.6	7.0	7.1	7.2	7.2	6.9	6.9



- [ ] Ranking at each section and finish
- .-.- No data available at this section
- NA No data available



Horse/Jockey Name	Bogan Princess
Final Rank	7
Fastest Section Time (Section)	0:11.11 (1200m)
Top Speed [km/h] (Section)	66.7 (1200m)
Race State	Finished



### Townsville QLD Professional

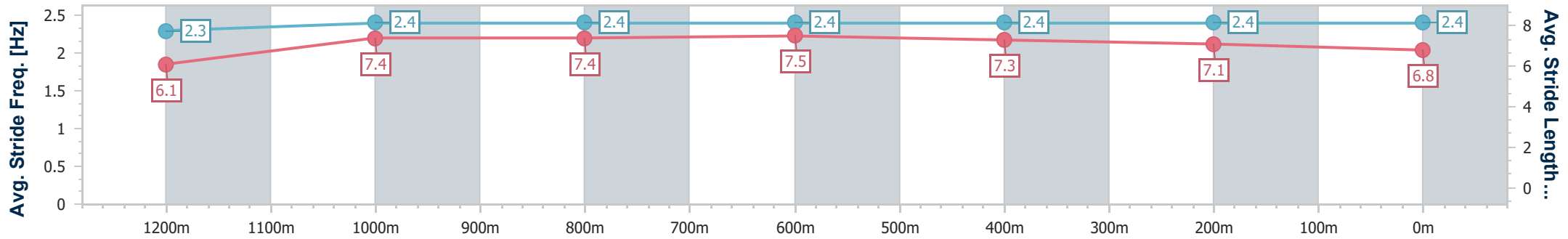
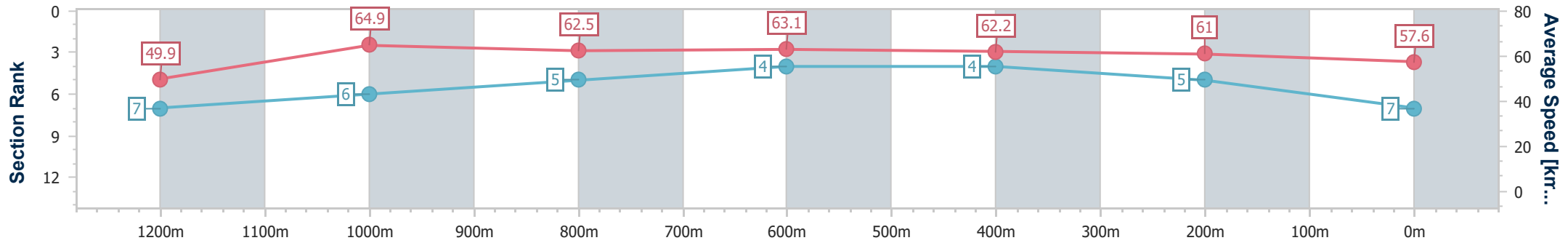
Race 3: City Lane Townsville Maiden Handicap - 1400m

20 July 2024 - 14:12

Track Rating: Soft 5, Weather: Fine, Rail Position: +3.5m Entire



Section	Overall	1200m	1000m	800m	600m	400m	200m
Section Times	1:24.69 [7] (0:14.41)	1:10.28 [7] (0:11.11)	0:59.17 [6] (0:11.48)	0:47.69 [5] (0:11.45)	0:36.24 [4] (0:11.78)	0:24.46 [4] (0:11.94)	0:12.52 [5] (0:12.52)
Average Speed [km/h]	49.9	64.9	62.5	63.1	62.2	61.0	57.6
Top Speed [km/h]	65.0	66.7	63.9	64.1	63.3	62.2	60.4
Avg. Dist. to Rail [m]	2.3	1.2	0.5	1.0	3.5	6.3	5.3
Avg. Stride Freq. [Hz]	2.3	2.4	2.4	2.4	2.4	2.4	2.4
Avg. Stride Length [m]	6.1	7.4	7.4	7.5	7.3	7.1	6.8



- [ ] Ranking at each section and finish
- .-.- No data available at this section
- NA No data available



Horse/Jockey Name	Twenty Three Wall
Final Rank	8
Fastest Section Time (Section)	0:11.03 (1200m)
Top Speed [km/h] (Section)	66.1 (1200m)
Race State	Finished



Townsville QLD Professional

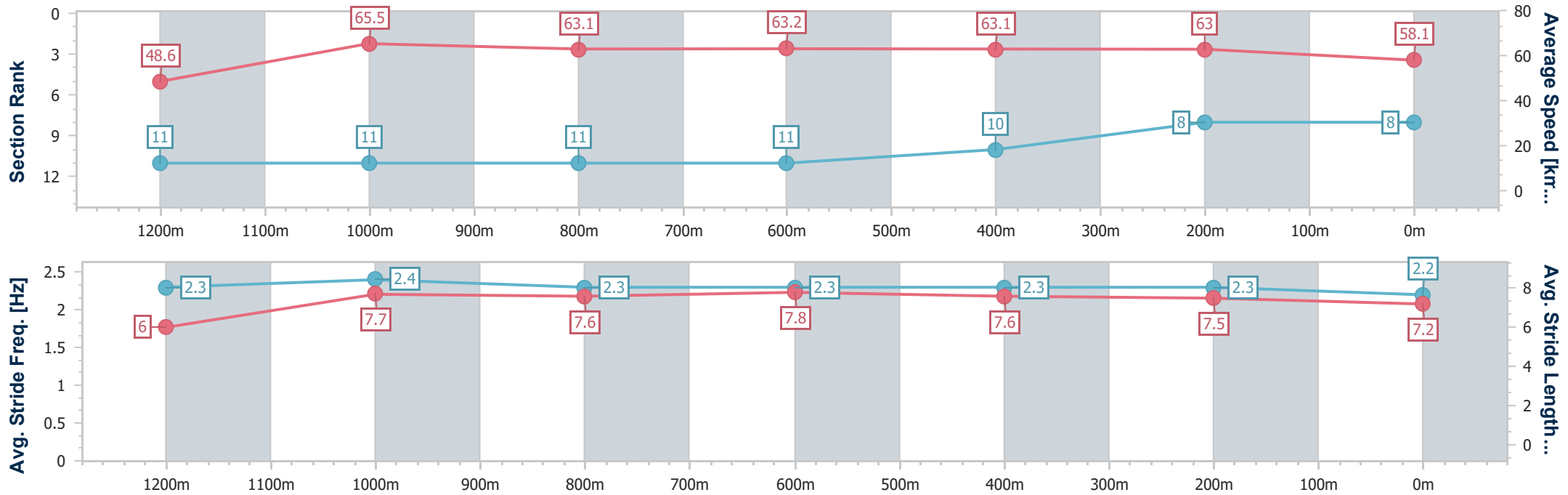
Race 3: City Lane Townsville Maiden Handicap - 1400m

20 July 2024 - 14:12

Track Rating: Soft 5, Weather: Fine, Rail Position: +3.5m Entire



Section	Overall	1200m	1000m	800m	600m	400m	200m
Section Times	1:24.74 [8] (0:14.80)	1:09.94 [11] (0:11.03)	0:58.91 [11] (0:11.55)	0:47.36 [11] (0:11.59)	0:35.77 [11] (0:11.75)	0:24.02 [10] (0:11.60)	0:12.42 [8] (0:12.42)
Average Speed [km/h]	48.6	65.5	63.1	63.2	63.1	63.0	58.1
Top Speed [km/h]	65.3	66.1	64.3	64.1	63.8	63.7	62.1
Avg. Dist. to Rail [m]	8.9	3.4	2.7	3.2	6.1	9.0	10.2
Avg. Stride Freq. [Hz]	2.3	2.4	2.3	2.3	2.3	2.3	2.2
Avg. Stride Length [m]	6.0	7.7	7.6	7.8	7.6	7.5	7.2



- [ ] Ranking at each section and finish
- .-.- No data available at this section
- NA No data available



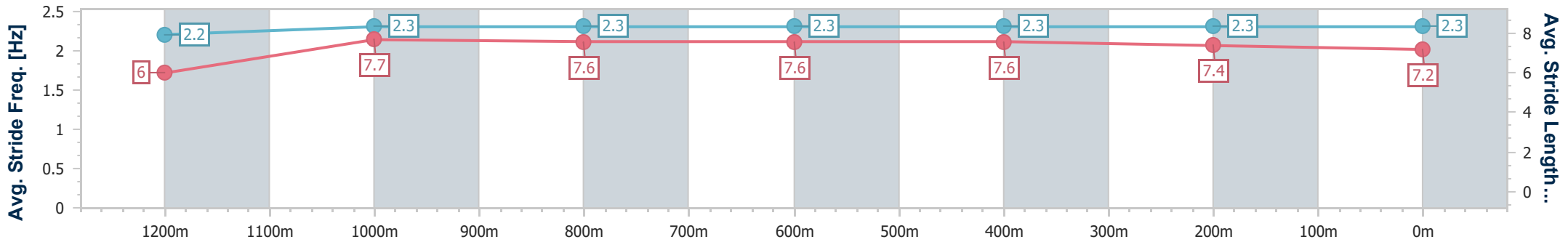
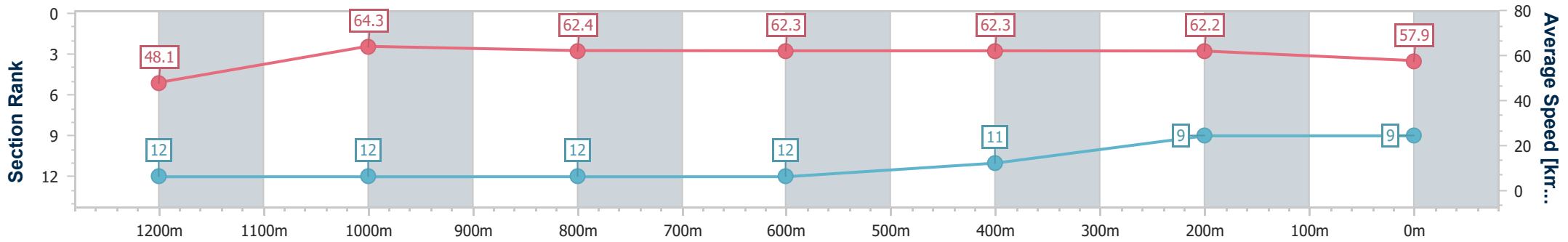
Horse/Jockey Name	I'm Famous
Final Rank	9
Fastest Section Time (Section)	0:11.18 (1200m)
Top Speed [km/h] (Section)	66.1 (1200m)
Race State	Finished



**Townsville QLD Professional**  
**Race 3: City Lane Townsville Maiden Handicap - 1400m**  
 20 July 2024 - 14:12  
 Track Rating: Soft 5, Weather: Fine, Rail Position: +3.5m Entire



Section	Overall	1200m	1000m	800m	600m	400m	200m
Section Times	1:24.82 [9] (0:14.99)	1:09.83 [12] (0:11.18)	0:58.65 [12] (0:11.49)	0:47.16 [12] (0:11.48)	0:35.68 [12] (0:11.59)	0:24.09 [11] (0:11.66)	0:12.43 [9] (0:12.43)
Average Speed [km/h]	48.1	64.3	62.4	62.3	62.3	62.2	57.9
Top Speed [km/h]	62.4	66.1	64.7	64.4	63.6	63.5	59.5
Avg. Dist. to Rail [m]	4.8	0.7	1.0	1.1	1.0	3.8	5.9
Avg. Stride Freq. [Hz]	2.2	2.3	2.3	2.3	2.3	2.3	2.3
Avg. Stride Length [m]	6.0	7.7	7.6	7.6	7.6	7.4	7.2



- [ ] Ranking at each section and finish
- .-.- No data available at this section
- NA No data available



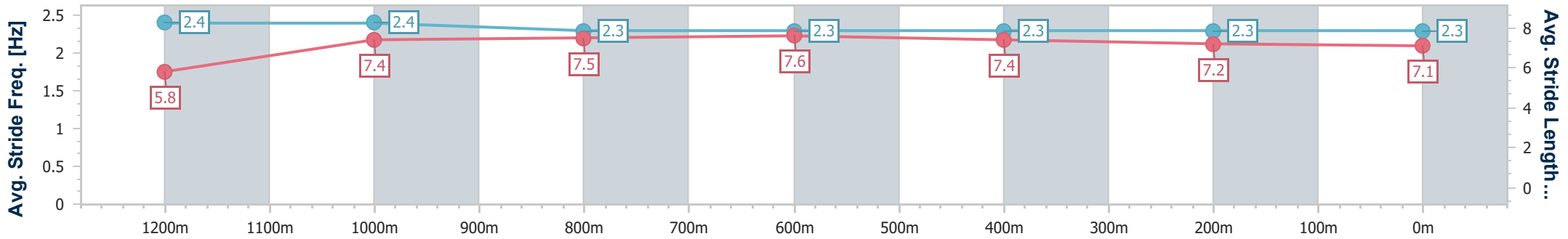
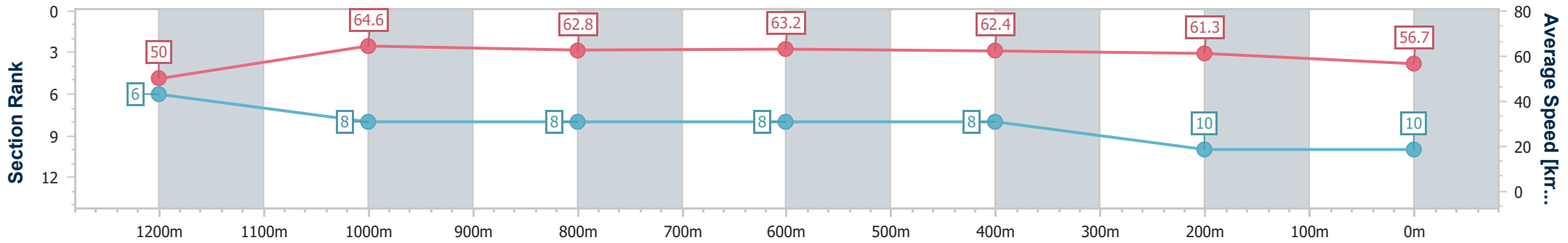
Horse/Jockey Name	The Eighth I Am
Final Rank	10
Fastest Section Time (Section)	0:11.17 (1200m)
Top Speed [km/h] (Section)	66.7 (1200m)
Race State	Finished



Townsville QLD Professional  
 Race 3: City Lane Townsville Maiden Handicap - 1400m  
 20 July 2024 - 14:12  
 Track Rating: Soft 5, Weather: Fine, Rail Position: +3.5m Entire



Section	Overall	1200m	1000m	800m	600m	400m	200m
Section Times	1:25.12 [10] (0:14.41)	1:10.71 [6] (0:11.17)	0:59.54 [8] (0:11.62)	0:47.92 [8] (0:11.56)	0:36.36 [8] (0:11.79)	0:24.57 [8] (0:11.87)	0:12.70 [10] (0:12.70)
Average Speed [km/h]	50.0	64.6	62.8	63.2	62.4	61.3	56.7
Top Speed [km/h]	64.7	66.7	65.0	64.8	64.7	62.6	60.1
Avg. Dist. to Rail [m]	3.1	3.1	2.6	3.1	4.2	7.9	10.1
Avg. Stride Freq. [Hz]	2.4	2.4	2.3	2.3	2.3	2.3	2.3
Avg. Stride Length [m]	5.8	7.4	7.5	7.6	7.4	7.2	7.1



- [ ] Ranking at each section and finish
- .-.- No data available at this section
- NA No data available



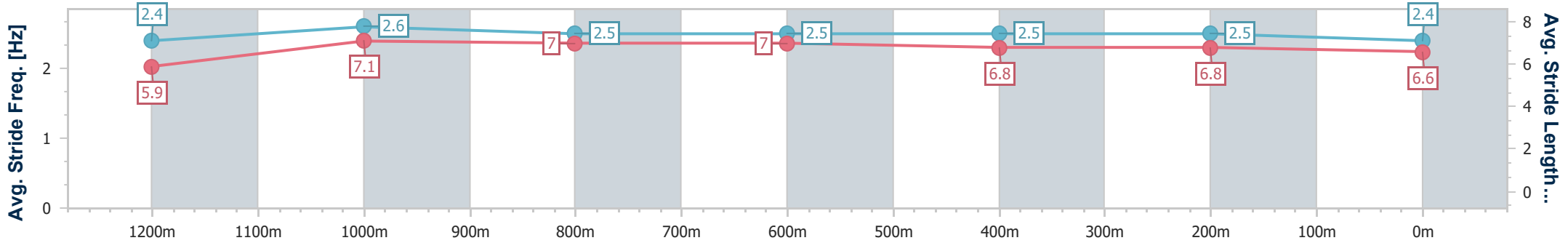
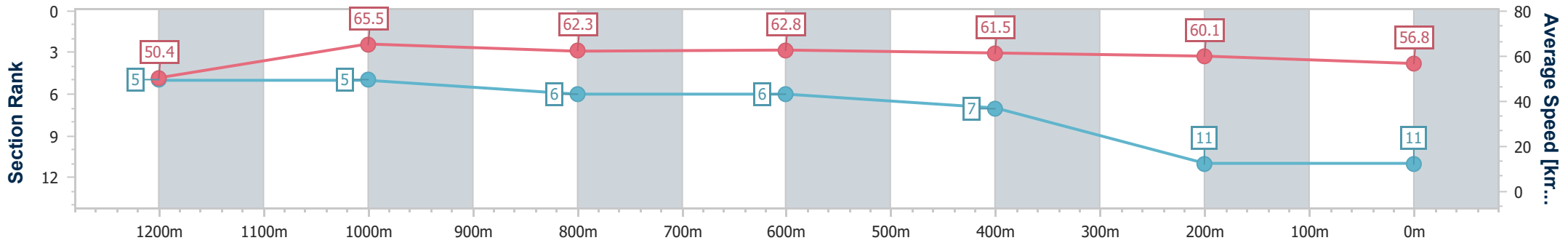
Horse/Jockey Name	My Little Viking
Final Rank	11
Fastest Section Time (Section)	0:11.03 (1200m)
Top Speed [km/h] (Section)	67.0 (1200m)
Race State	Finished



Townsville QLD Professional  
 Race 3: City Lane Townsville Maiden Handicap - 1400m  
 20 July 2024 - 14:12  
 Track Rating: Soft 5, Weather: Fine, Rail Position: +3.5m Entire



Section	Overall	1200m	1000m	800m	600m	400m	200m
Section Times	1:25.33 [11] (0:14.30)	1:11.03 [5] (0:11.03)	1:00.00 [5] (0:11.68)	0:48.32 [6] (0:11.56)	0:36.76 [6] (0:11.95)	0:24.81 [7] (0:12.15)	0:12.66 [11] (0:12.66)
Average Speed [km/h]	50.4	65.5	62.3	62.8	61.5	60.1	56.8
Top Speed [km/h]	66.5	67.0	63.7	63.8	62.5	61.3	59.7
Avg. Dist. to Rail [m]	8.6	3.2	2.5	1.9	4.3	8.2	10.1
Avg. Stride Freq. [Hz]	2.4	2.6	2.5	2.5	2.5	2.5	2.4
Avg. Stride Length [m]	5.9	7.1	7.0	7.0	6.8	6.8	6.6



- [ ] Ranking at each section and finish
- .-.- No data available at this section
- NA No data available





Horse/Jockey Name	Mummification
Final Rank	12
Fastest Section Time (Section)	0:11.04 (1200m)
Top Speed [km/h] (Section)	67.1 (1200m)
Race State	Finished



### Townsville QLD Professional

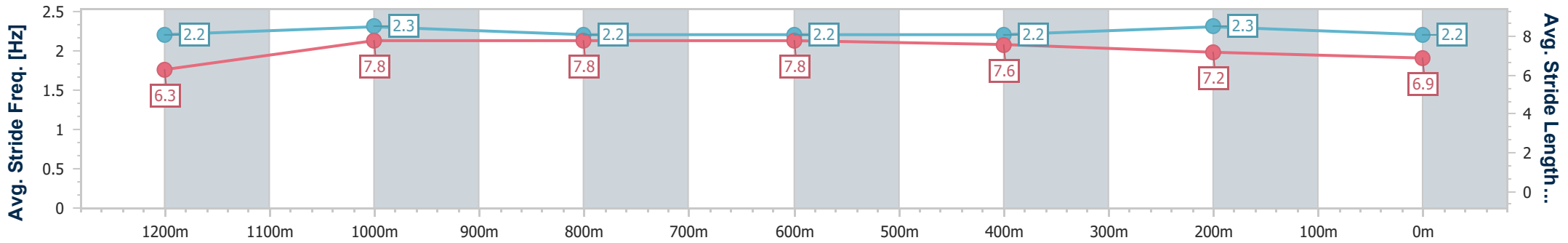
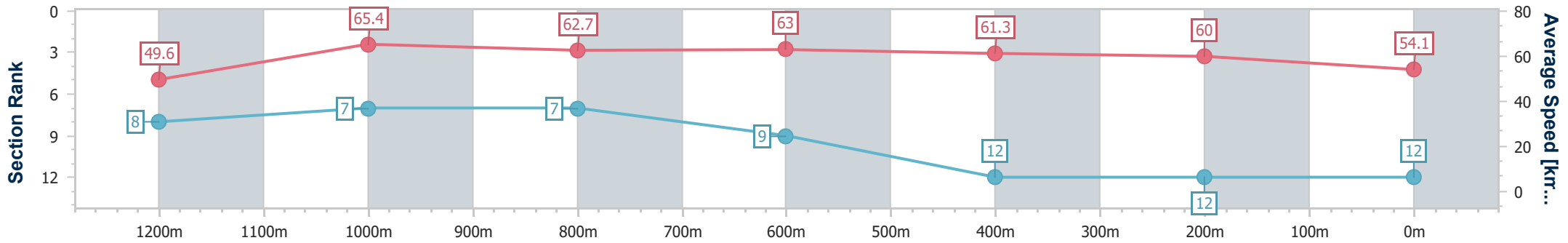
Race 3: City Lane Townsville Maiden Handicap - 1400m

20 July 2024 - 14:12

Track Rating: Soft 5, Weather: Fine, Rail Position: +3.5m Entire



Section	Overall	1200m	1000m	800m	600m	400m	200m
Section Times	1:26.27 [12] (0:14.53)	1:11.74 [8] (0:11.04)	1:00.70 [7] (0:11.60)	0:49.10 [7] (0:11.60)	0:37.50 [9] (0:12.02)	0:25.48 [12] (0:12.14)	0:13.34 [12] (0:13.34)
Average Speed [km/h]	49.6	65.4	62.7	63.0	61.3	60.0	54.1
Top Speed [km/h]	65.3	67.1	63.5	63.7	63.1	61.2	58.8
Avg. Dist. to Rail [m]	8.0	3.5	2.5	2.7	4.9	5.8	5.5
Avg. Stride Freq. [Hz]	2.2	2.3	2.2	2.2	2.2	2.3	2.2
Avg. Stride Length [m]	6.3	7.8	7.8	7.8	7.6	7.2	6.9



- [ ] Ranking at each section and finish
- .-.- No data available at this section
- NA No data available



## Townsville QLD Professional

### Race 4: EXPLORE PROPERTY MUNRO & CO LADIES BRACELET Fillies and Mares Class 6 Handicap - 1300m

20 July 2024 - 14:50



Track Rating: Soft 5, Weather: Fine, Rail Position: +3.5m Entire

Section		Overall	1200m	1000m	800m	600m	400m	Last 600m				
Field Times		1:17.29 (0:09.32)	1:07.97 (0:10.68)	0:57.29 (0:10.70)	0:46.59 (0:11.20)	0:35.39 (0:11.35)	0:24.04 (0:11.63)	0:35.39				
Rank	TAB Horse/Jockey	Barrier	Top Speed [km/h]	Fastest Section							Distance Travelled [m]	
1	3 LADY RAIN Lacey Morrison	6	69.9	0:09.40	1:17.29 [1] (0:09.40)	1:07.89 [4] (0:10.62)	0:57.27 [2] (0:10.68)	0:46.59 [1] (0:11.22)	0:35.37 [2] (0:11.40)	0:23.97 [2] (0:11.56)	0:35.37	
2	9 MAJESTIC WINGS Pietro Romeo	11	68.5	0:09.53	1:17.29 [2] (0:09.53)	1:07.76 [8] (0:10.86)	0:56.90 [7] (0:10.84)	0:46.06 [6] (0:11.15)	0:34.91 [7] (0:11.33)	0:23.58 [6] (0:11.44)	0:34.91	+4
3	7 LADY DAMUS Nathan Thomas	5	68.8	0:09.50	1:17.39 [3] (0:09.50)	1:07.89 [6] (0:10.78)	0:57.11 [6] (0:10.95)	0:46.16 [7] (0:11.00)	0:35.16 [6] (0:11.27)	0:23.89 [4] (0:11.58)	0:35.16	+1
4	1 BRING ME FLOWERS Graham Kliese	2	68.3	0:09.63	1:17.41 [4] (0:09.63)	1:07.78 [9] (0:10.84)	0:56.94 [8] (0:10.84)	0:46.10 [8] (0:11.18)	0:34.92 [8] (0:11.27)	0:23.65 [7] (0:11.40)	0:34.92	-3
5	5 BABY GUINNESS Chris Whiteley	7	67.7	0:09.73	1:17.46 [5] (0:09.73)	1:07.73 [10] (0:11.02)	0:56.71 [10] (0:10.86)	0:45.85 [10] (0:11.02)	0:34.83 [9] (0:11.32)	0:23.51 [10] (0:11.38)	0:34.83	-1
6	2 BRAVE MASO Adrian Layt	1	68.5	0:09.47	1:17.61 [6] (0:09.47)	1:08.14 [5] (0:10.64)	0:57.50 [5] (0:10.75)	0:46.75 [3] (0:11.26)	0:35.49 [4] (0:11.41)	0:24.08 [5] (0:11.57)	0:35.49	-2
7	8 OLD SCHOOL Jackson Murphy	8	68.6	0:09.38	1:17.82 [7] (0:09.38)	1:08.44 [3] (0:10.69)	0:57.75 [4] (0:10.92)	0:46.83 [5] (0:11.12)	0:35.71 [3] (0:11.32)	0:24.39 [3] (0:11.68)	0:35.71	+7
8	10 LISTEN LISTEN Corey Bayliss	3	69.0	0:09.32	1:17.91 [8] (0:09.32)	1:08.59 [1] (0:10.68)	0:57.91 [1] (0:10.81)	0:47.10 [2] (0:11.09)	0:36.01 [1] (0:11.35)	0:24.66 [1] (0:11.76)	0:36.01	+3
9	6 DON'T TELL LEEANNE Isabella Teh	4	68.0	0:10.07	1:18.01 [9] (0:10.07)	1:07.94 [11] (0:11.08)	0:56.86 [11] (0:10.90)	0:45.96 [11] (0:10.83)	0:35.13 [11] (0:11.17)	0:23.96 [11] (0:11.76)	0:35.13	+5
10	4 TYCOON BABY Ryan Wiggins	10	67.9	0:09.53	1:18.55 [10] (0:09.53)	1:09.02 [7] (0:11.09)	0:57.93 [9] (0:10.89)	0:47.04 [9] (0:11.12)	0:35.92 [10] (0:11.30)	0:24.62 [9] (0:11.67)	0:35.92	+5

[ ] Ranking at each section and finish  
 -:-:- No data available at this section  
 NA No data available

SCN Saddle cloth number  
 DNF Did not finish  
 DNT Did not track



**Townsville QLD Professional**  
**Race 4: EXPLORE PROPERTY MUNRO & CO LADIES BRACELET Fillies**  
**and Mares Class 6 Handicap - 1300m**  
**20 July 2024 - 14:50**



Track Rating: Soft 5, Weather: Fine, Rail Position: +3.5m Entire

Section	Overall	1200m	1000m	800m	600m	400m	Last 600m
Field Times	1:17.29 (0:09.32)	1:07.97 (0:10.68)	0:57.29 (0:10.70)	0:46.59 (0:11.20)	0:35.39 (0:11.35)	0:24.04 (0:11.63)	0:35.39

Rank	TAB	Horse/Jockey	Barrier	Top Speed [km/h]	Fastest Section	Overall	1200m	1000m	800m	600m	400m	Last 600m	Distance Travelled [m]
11	11	WINNING SAGA	9	69.1	0:09.33	1:19.02 [11]	1:09.69 [2]	0:58.99 [3]	0:48.14 [4]	0:36.86 [5]	0:25.25 [8]	0:36.86	+10
		Chelsea Jokic		1000m	Overall	(0:09.33)	(0:10.70)	(0:10.85)	(0:11.28)	(0:11.61)	(0:12.06)		



# Townsville QLD Professional

## Race 4: EXPLORE PROPERTY MUNRO & CO LADIES BRACELET Fillies and Mares Class 6 Handicap - 1300m

20 July 2024 - 14:50



Track Rating: Soft 5, Weather: Fine, Rail Position: +3.5m Entire

Section				200m				Last 600m	
Field Times				0:12.41 (0:12.41)				0:35.39	
Rank	TAB	Horse/Jockey	Barrier	Top Speed [km/h]	Fastest Section	Margin			Distance Travelled [m]
1	3	<b>LADY RAIN</b> Lacey Morrison	6	69.9 1200m	0:09.40 Overall	0:12.41 [1] (0:12.41)	1:17.29		0:35.37
2	9	<b>MAJESTIC WINGS</b> Pietro Romeo	11	68.5 1000m	0:09.53 Overall	0:12.14 [6] (0:12.14)	0.01L		0:34.91 +4
3	7	<b>LADY DAMUS</b> Nathan Thomas	5	68.8 1200m	0:09.50 Overall	0:12.31 [3] (0:12.31)	0.59L		0:35.16 +1
4	1	<b>BRING ME FLOWERS</b> Graham Kliese	2	68.3 1000m	0:09.63 Overall	0:12.25 [7] (0:12.25)	0.73L		0:34.92 -3
5	5	<b>BABY GUINNESS</b> Chris Whiteley	7	67.7 1200m	0:09.73 Overall	0:12.13 [8] (0:12.13)	1.02L		0:34.83 -1
6	2	<b>BRAVE MASO</b> Adrian Layt	1	68.5 1200m	0:09.47 Overall	0:12.51 [4] (0:12.51)	1.92L		0:35.49 -2
7	8	<b>OLD SCHOOL</b> Jackson Murphy	8	68.6 1000m	0:09.38 Overall	0:12.71 [5] (0:12.71)	3.17L		0:35.71 +7
8	10	<b>LISTEN LISTEN</b> Corey Bayliss	3	69.0 1200m	0:09.32 Overall	0:12.90 [2] (0:12.90)	3.67L		0:36.01 +3
9	6	<b>DON'T TELL LEEANNE</b> Isabella Teh	4	68.0 1000m	0:10.07 Overall	0:12.20 [10] (0:12.20)	4.26L		0:35.13 +5
10	4	<b>TYCOON BABY</b> Ryan Wiggins	10	67.9 1000m	0:09.53 Overall	0:12.95 [9] (0:12.95)	7.43L		0:35.92 +5

[ ] Ranking at each section and finish  
 -:-:- No data available at this section  
 NA No data available

SCN Saddle cloth number  
 DNF Did not finish  
 DNT Did not track



**Townsville QLD Professional**  
**Race 4: EXPLORE PROPERTY MUNRO & CO LADIES BRACELET Fillies**  
**and Mares Class 6 Handicap - 1300m**  
**20 July 2024 - 14:50**



Track Rating: Soft 5, Weather: Fine, Rail Position: +3.5m Entire

Section				200m				Last 600m		
Field Times				0:12.41 (0:12.41)				0:35.39		
Rank	TAB	Horse/Jockey	Barrier	Top Speed [km/h]	Fastest Section	Margin			Distance Travelled [m]	
11	11	WINNING SAGA	9	69.1	0:09.33	0:13.19 [11]	10.19L		0:36.86	+10
		Chelsea Jokic		1000m	Overall	(0:13.19)				



Horse/Jockey Name	Lady Rain
Final Rank	1
Fastest Section Time (Section)	0:09.40 (Overall)
Top Speed [km/h] (Section)	69.9 (1200m)
Race State	Finished

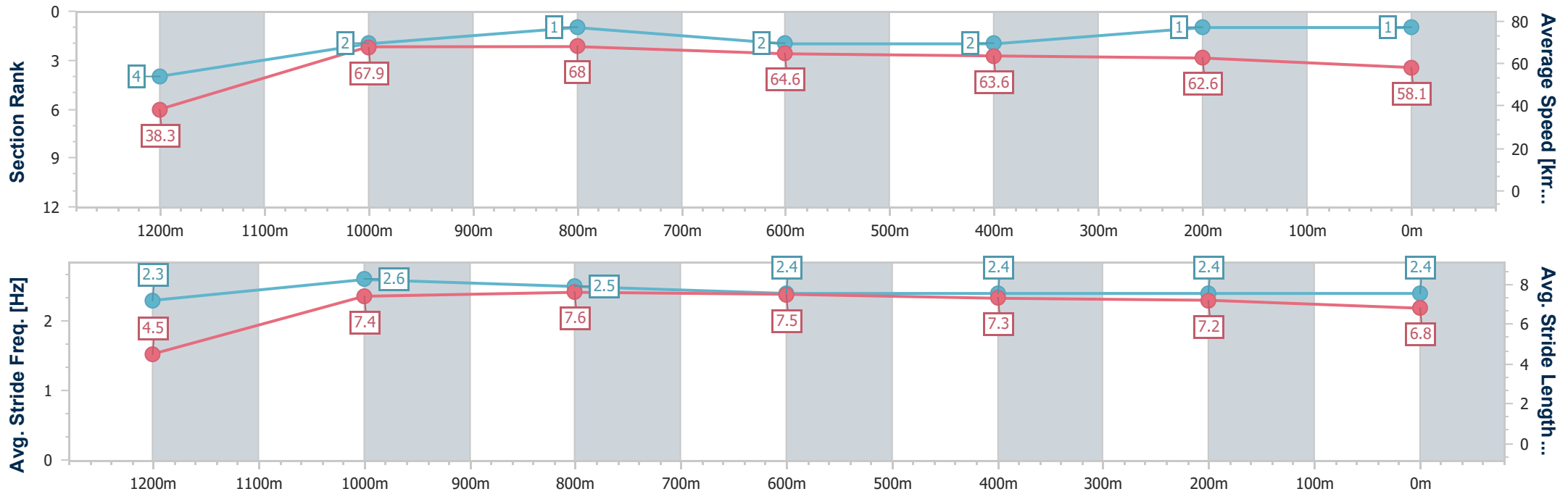


Townsville QLD Professional  
 Race 4: EXPLORE PROPERTY MUNRO & CO LADIES  
 BRACELET Fillies and Mares Class 6 Handicap - 1300m  
 20 July 2024 - 14:50



Track Rating: Soft 5, Weather: Fine, Rail Position: +3.5m Entire

Section	Overall	1200m	1000m	800m	600m	400m	200m
Section Times	1:17.29 [1] (0:09.40)	1:07.89 [4] (0:10.62)	0:57.27 [2] (0:10.68)	0:46.59 [1] (0:11.22)	0:35.37 [2] (0:11.40)	0:23.97 [2] (0:11.56)	0:12.41 [1] (0:12.41)
Average Speed [km/h]	38.3	67.9	68.0	64.6	63.6	62.6	58.1
Top Speed [km/h]	63.7	69.9	68.8	66.3	64.9	64.2	60.5
Avg. Dist. to Rail [m]	8.9	2.1	1.8	1.1	1.5	3.4	4.1
Avg. Stride Freq. [Hz]	2.3	2.6	2.5	2.4	2.4	2.4	2.4
Avg. Stride Length [m]	4.5	7.4	7.6	7.5	7.3	7.2	6.8



- [ ] Ranking at each section and finish
- .-.- No data available at this section
- NA No data available



Horse/Jockey Name	Majestic Wings
Final Rank	2
Fastest Section Time (Section)	0:09.53 (Overall)
Top Speed [km/h] (Section)	68.5 (1000m)
Race State	Finished

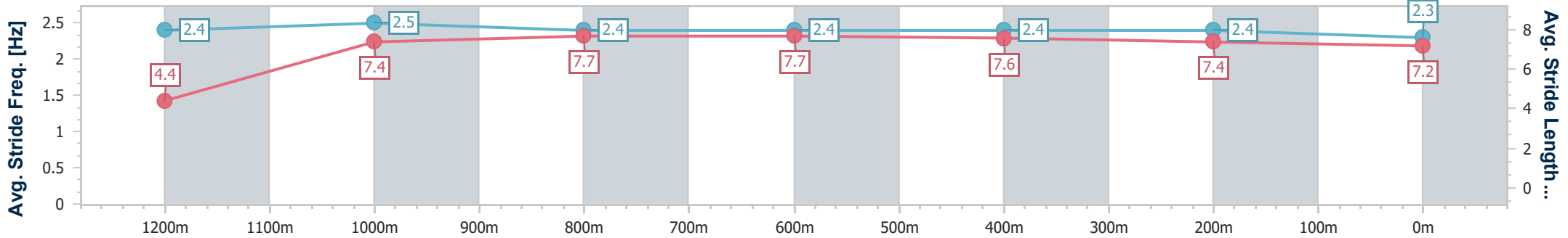
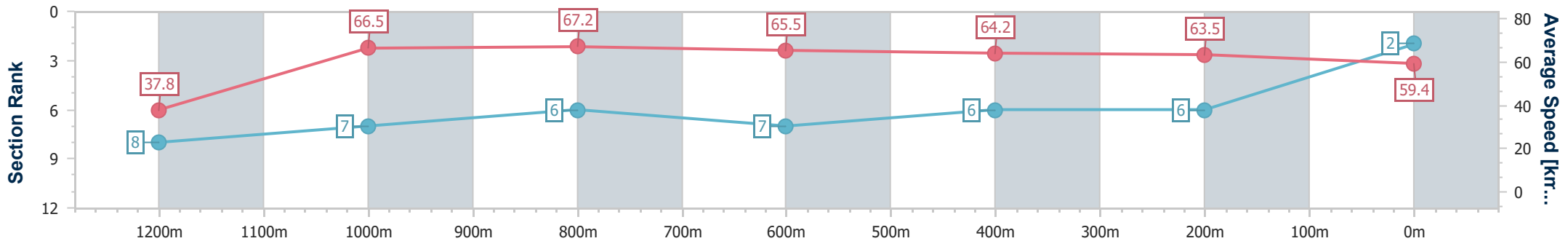


Townsville QLD Professional  
 Race 4: EXPLORE PROPERTY MUNRO & CO LADIES  
 BRACELET Fillies and Mares Class 6 Handicap - 1300m  
 20 July 2024 - 14:50



Track Rating: Soft 5, Weather: Fine, Rail Position: +3.5m Entire

Section	Overall	1200m	1000m	800m	600m	400m	200m
Section Times	1:17.29 [2] (0:09.53)	1:07.76 [8] (0:10.86)	0:56.90 [7] (0:10.84)	0:46.06 [6] (0:11.15)	0:34.91 [7] (0:11.33)	0:23.58 [6] (0:11.44)	0:12.14 [6] (0:12.14)
Average Speed [km/h]	37.8	66.5	67.2	65.5	64.2	63.5	59.4
Top Speed [km/h]	64.4	68.1	68.5	67.6	66.3	64.1	62.6
Avg. Dist. to Rail [m]	13.9	4.1	2.3	2.7	2.3	6.5	10.3
Avg. Stride Freq. [Hz]	2.4	2.5	2.4	2.4	2.4	2.4	2.3
Avg. Stride Length [m]	4.4	7.4	7.7	7.7	7.6	7.4	7.2



- [ ] Ranking at each section and finish
- .-.- No data available at this section
- NA No data available



Horse/Jockey Name	Lady Damus
Final Rank	3
Fastest Section Time (Section)	0:09.50 (Overall)
Top Speed [km/h] (Section)	68.8 (1200m)
Race State	Finished

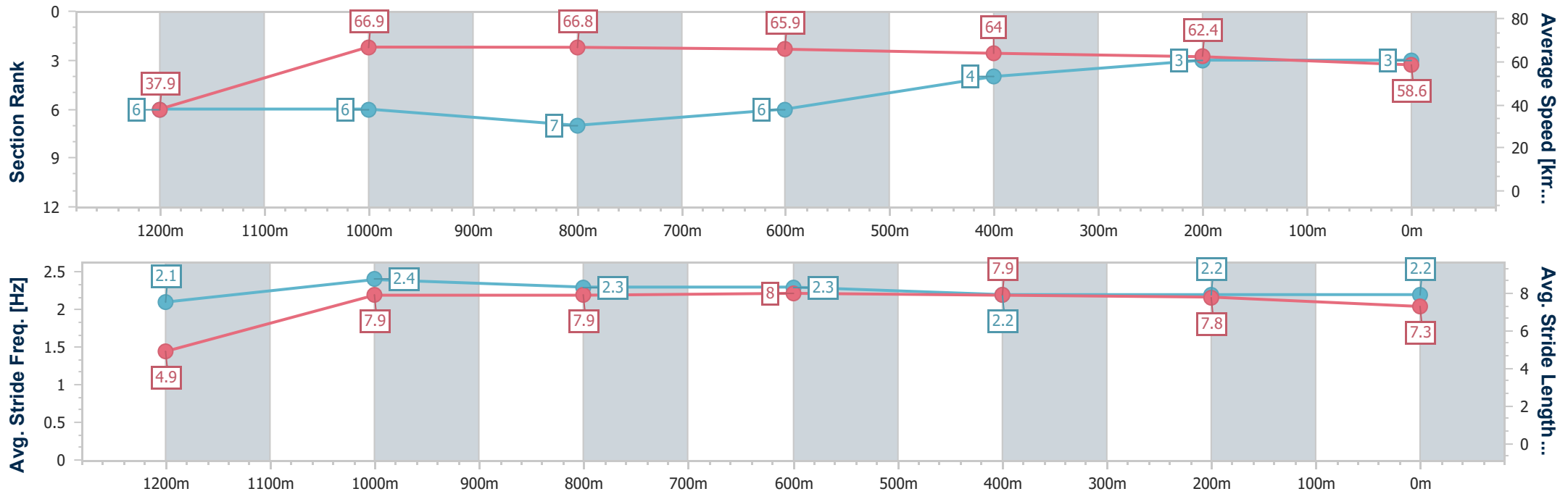


Townsville QLD Professional  
 Race 4: EXPLORE PROPERTY MUNRO & CO LADIES  
 BRACELET Fillies and Mares Class 6 Handicap - 1300m  
 20 July 2024 - 14:50



Track Rating: Soft 5, Weather: Fine, Rail Position: +3.5m Entire

Section	Overall	1200m	1000m	800m	600m	400m	200m
Section Times	1:17.39 [3] (0:09.50)	1:07.89 [6] (0:10.78)	0:57.11 [6] (0:10.95)	0:46.16 [7] (0:11.00)	0:35.16 [6] (0:11.27)	0:23.89 [4] (0:11.58)	0:12.31 [3] (0:12.31)
Average Speed [km/h]	37.9	66.9	66.8	65.9	64.0	62.4	58.6
Top Speed [km/h]	64.6	68.8	67.9	66.5	66.1	63.6	62.4
Avg. Dist. to Rail [m]	8.3	2.8	3.2	1.5	0.7	3.2	5.9
Avg. Stride Freq. [Hz]	2.1	2.4	2.3	2.3	2.2	2.2	2.2
Avg. Stride Length [m]	4.9	7.9	7.9	8.0	7.9	7.8	7.3



- [ ] Ranking at each section and finish
- .-.- No data available at this section
- NA No data available





Horse/Jockey Name	Bring Me Flowers
Final Rank	4
Fastest Section Time (Section)	0:09.63 (Overall)
Top Speed [km/h] (Section)	68.3 (1000m)
Race State	Finished

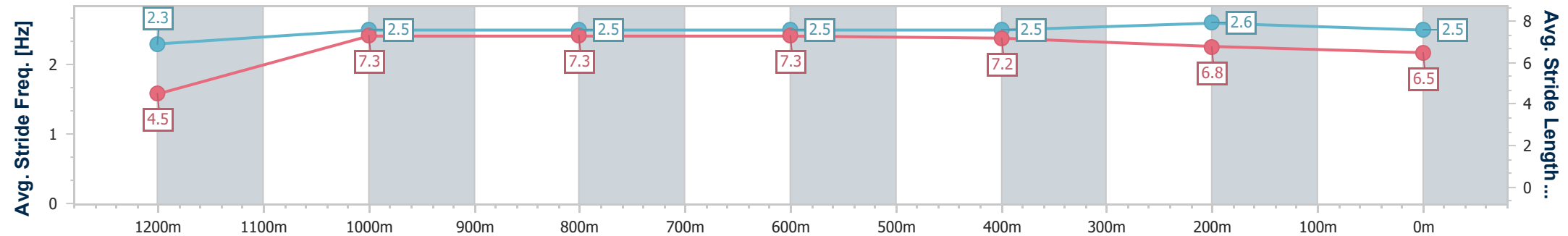
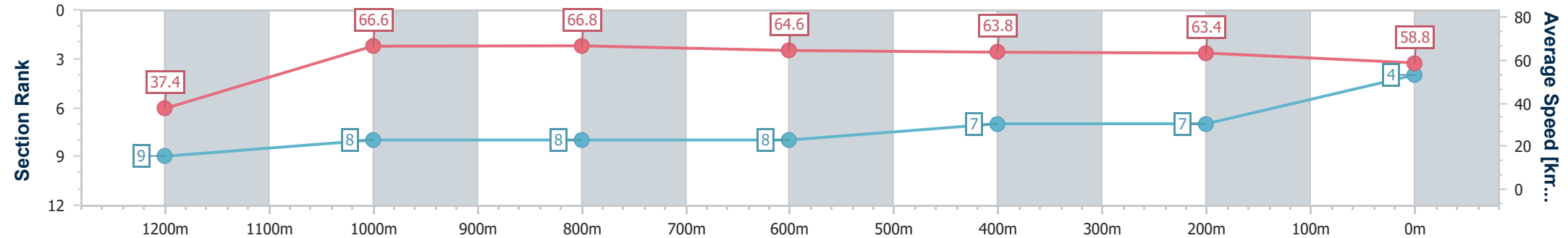


Townsville QLD Professional  
 Race 4: EXPLORE PROPERTY MUNRO & CO LADIES  
 BRACELET Fillies and Mares Class 6 Handicap - 1300m  
 20 July 2024 - 14:50



Track Rating: Soft 5, Weather: Fine, Rail Position: +3.5m Entire

Section	Overall	1200m	1000m	800m	600m	400m	200m
Section Times	1:17.41 [4] (0:09.63)	1:07.78 [9] (0:10.84)	0:56.94 [8] (0:10.84)	0:46.10 [8] (0:11.18)	0:34.92 [8] (0:11.27)	0:23.65 [7] (0:11.40)	0:12.25 [7] (0:12.25)
Average Speed [km/h]	37.4	66.6	66.8	64.6	63.8	63.4	58.8
Top Speed [km/h]	64.1	67.8	68.3	65.2	64.1	64.5	62.1
Avg. Dist. to Rail [m]	7.0	2.0	1.5	0.7	0.7	4.2	6.9
Avg. Stride Freq. [Hz]	2.3	2.5	2.5	2.5	2.5	2.6	2.5
Avg. Stride Length [m]	4.5	7.3	7.3	7.3	7.2	6.8	6.5



- [ ] Ranking at each section and finish
- .-.- No data available at this section
- NA No data available



Horse/Jockey Name	Baby Guinness
Final Rank	5
Fastest Section Time (Section)	0:09.73 (Overall)
Top Speed [km/h] (Section)	67.7 (1200m)
Race State	Finished

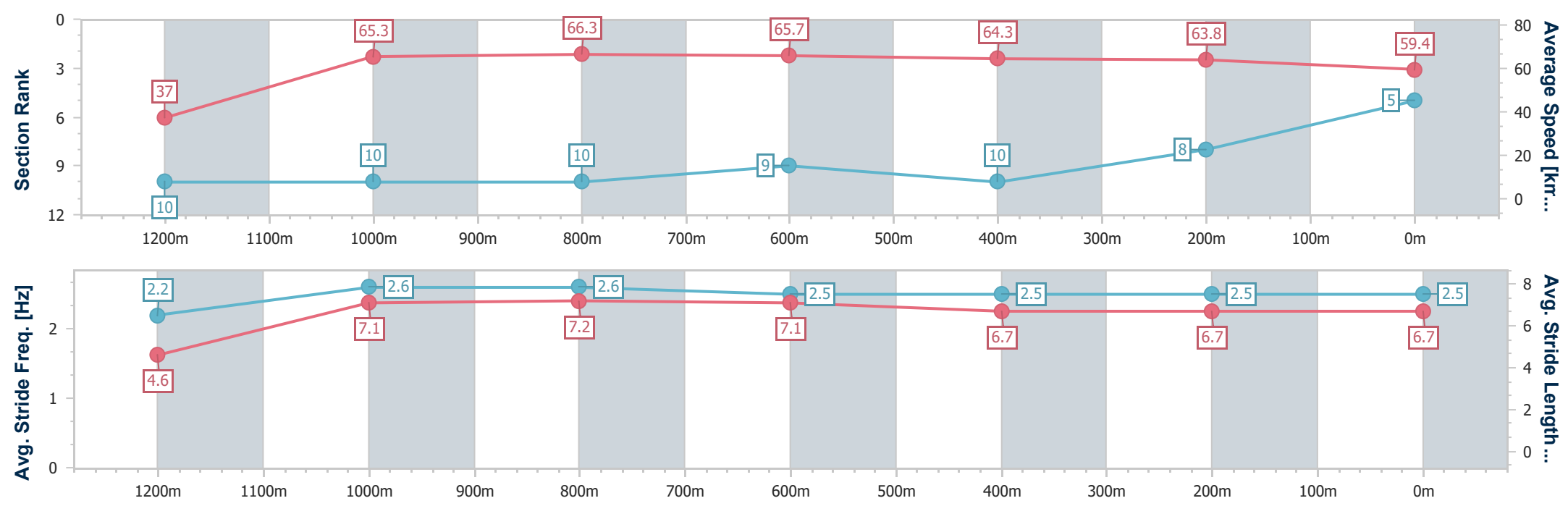


Townsville QLD Professional  
 Race 4: EXPLORE PROPERTY MUNRO & CO LADIES  
 BRACELET Fillies and Mares Class 6 Handicap - 1300m  
 20 July 2024 - 14:50



Track Rating: Soft 5, Weather: Fine, Rail Position: +3.5m Entire

Section	Overall	1200m	1000m	800m	600m	400m	200m
Section Times	1:17.46 [5] (0:09.73)	1:07.73 [10] (0:11.02)	0:56.71 [10] (0:10.86)	0:45.85 [10] (0:11.02)	0:34.83 [9] (0:11.32)	0:23.51 [10] (0:11.38)	0:12.13 [8] (0:12.13)
Average Speed [km/h]	37.0	65.3	66.3	65.7	64.3	63.8	59.4
Top Speed [km/h]	61.9	67.7	67.3	66.6	65.3	64.3	61.7
Avg. Dist. to Rail [m]	9.3	1.0	0.2	1.3	2.2	5.6	10.3
Avg. Stride Freq. [Hz]	2.2	2.6	2.6	2.5	2.5	2.5	2.5
Avg. Stride Length [m]	4.6	7.1	7.2	7.1	6.7	6.7	6.7



- [ ] Ranking at each section and finish
- .-.- No data available at this section
- NA No data available



Horse/Jockey Name	Brave Maso
Final Rank	6
Fastest Section Time (Section)	0:09.47 (Overall)
Top Speed [km/h] (Section)	68.5 (1200m)
Race State	Finished

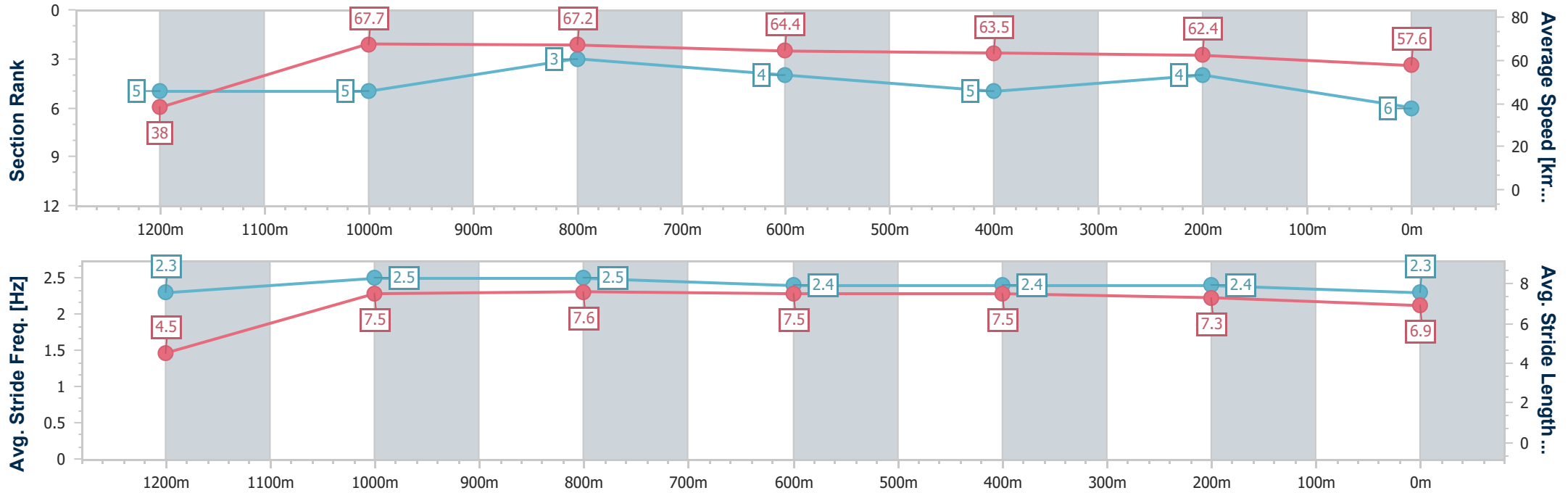


Townsville QLD Professional  
 Race 4: EXPLORE PROPERTY MUNRO & CO LADIES  
 BRACELET Fillies and Mares Class 6 Handicap - 1300m  
 20 July 2024 - 14:50



Track Rating: Soft 5, Weather: Fine, Rail Position: +3.5m Entire

Section	Overall	1200m	1000m	800m	600m	400m	200m
Section Times	1:17.61 [6] (0:09.47)	1:08.14 [5] (0:10.64)	0:57.50 [5] (0:10.75)	0:46.75 [3] (0:11.26)	0:35.49 [4] (0:11.41)	0:24.08 [5] (0:11.57)	0:12.51 [4] (0:12.51)
Average Speed [km/h]	38.0	67.7	67.2	64.4	63.5	62.4	57.6
Top Speed [km/h]	64.4	68.5	67.9	65.6	64.8	63.2	60.8
Avg. Dist. to Rail [m]	5.8	1.1	0.5	1.4	1.5	2.5	4.9
Avg. Stride Freq. [Hz]	2.3	2.5	2.5	2.4	2.4	2.4	2.3
Avg. Stride Length [m]	4.5	7.5	7.6	7.5	7.5	7.3	6.9



- [ ] Ranking at each section and finish
- .-.- No data available at this section
- NA No data available



Horse/Jockey Name	Old School
Final Rank	7
Fastest Section Time (Section)	0:09.38 (Overall)
Top Speed [km/h] (Section)	68.6 (1000m)
Race State	Finished

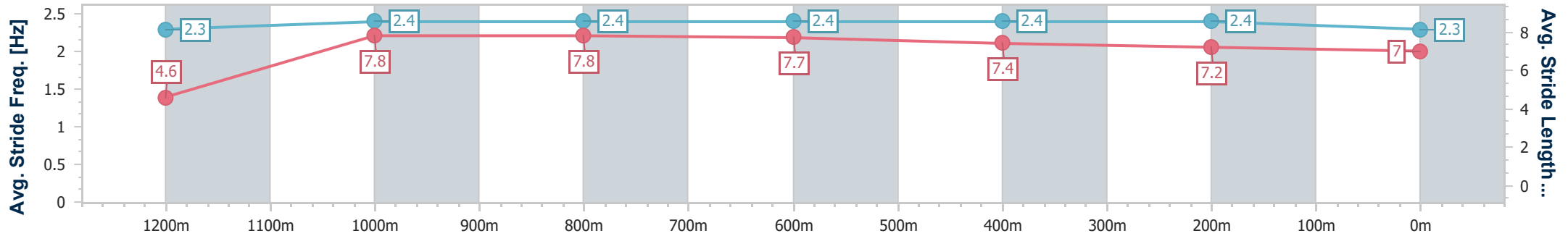
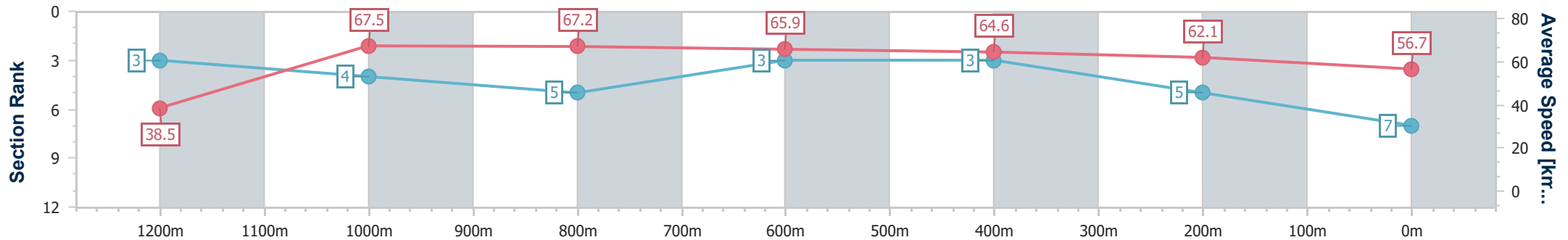


Townsville QLD Professional  
 Race 4: EXPLORE PROPERTY MUNRO & CO LADIES  
 BRACELET Fillies and Mares Class 6 Handicap - 1300m  
 20 July 2024 - 14:50



Track Rating: Soft 5, Weather: Fine, Rail Position: +3.5m Entire

Section	Overall	1200m	1000m	800m	600m	400m	200m
Section Times	1:17.82 [7] (0:09.38)	1:08.44 [3] (0:10.69)	0:57.75 [4] (0:10.92)	0:46.83 [5] (0:11.12)	0:35.71 [3] (0:11.32)	0:24.39 [3] (0:11.68)	0:12.71 [5] (0:12.71)
Average Speed [km/h]	38.5	67.5	67.2	65.9	64.6	62.1	56.7
Top Speed [km/h]	65.2	68.5	68.6	67.4	66.5	63.6	61.1
Avg. Dist. to Rail [m]	10.3	3.0	3.7	4.0	3.1	4.6	6.2
Avg. Stride Freq. [Hz]	2.3	2.4	2.4	2.4	2.4	2.4	2.3
Avg. Stride Length [m]	4.6	7.8	7.8	7.7	7.4	7.2	7.0



- [ ] Ranking at each section and finish
- .-.- No data available at this section
- NA No data available



Horse/Jockey Name	Listen Listen
Final Rank	8
Fastest Section Time (Section)	0:09.32 (Overall)
Top Speed [km/h] (Section)	69.0 (1200m)
Race State	Finished

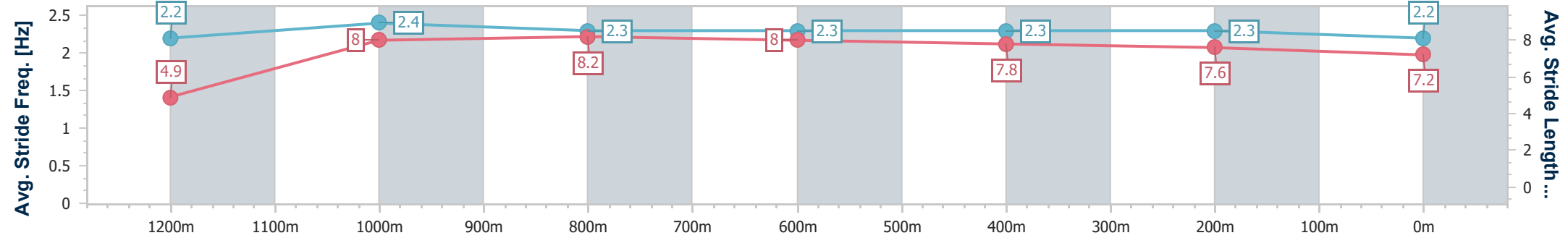
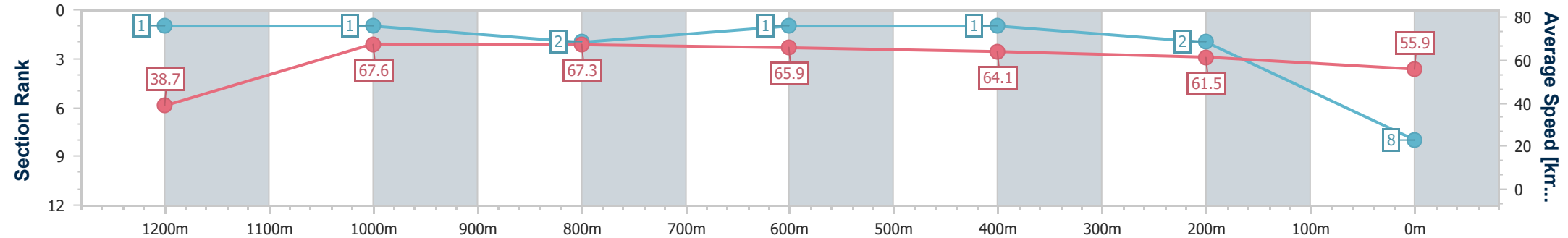


Townsville QLD Professional  
 Race 4: EXPLORE PROPERTY MUNRO & CO LADIES  
 BRACELET Fillies and Mares Class 6 Handicap - 1300m  
 20 July 2024 - 14:50



Track Rating: Soft 5, Weather: Fine, Rail Position: +3.5m Entire

Section	Overall	1200m	1000m	800m	600m	400m	200m
Section Times	1:17.91 [8] (0:09.32)	1:08.59 [1] (0:10.68)	0:57.91 [1] (0:10.81)	0:47.10 [2] (0:11.09)	0:36.01 [1] (0:11.35)	0:24.66 [1] (0:11.76)	0:12.90 [2] (0:12.90)
Average Speed [km/h]	38.7	67.6	67.3	65.9	64.1	61.5	55.9
Top Speed [km/h]	64.8	69.0	68.5	67.4	65.3	63.4	59.7
Avg. Dist. to Rail [m]	7.0	1.8	2.5	3.4	1.9	2.5	4.5
Avg. Stride Freq. [Hz]	2.2	2.4	2.3	2.3	2.3	2.3	2.2
Avg. Stride Length [m]	4.9	8.0	8.2	8.0	7.8	7.6	7.2



- [ ] Ranking at each section and finish
- .-.- No data available at this section
- NA No data available



Horse/Jockey Name	Don't Tell Leanne
Final Rank	9
Fastest Section Time (Section)	0:10.07 (Overall)
Top Speed [km/h] (Section)	68.0 (1000m)
Race State	Finished

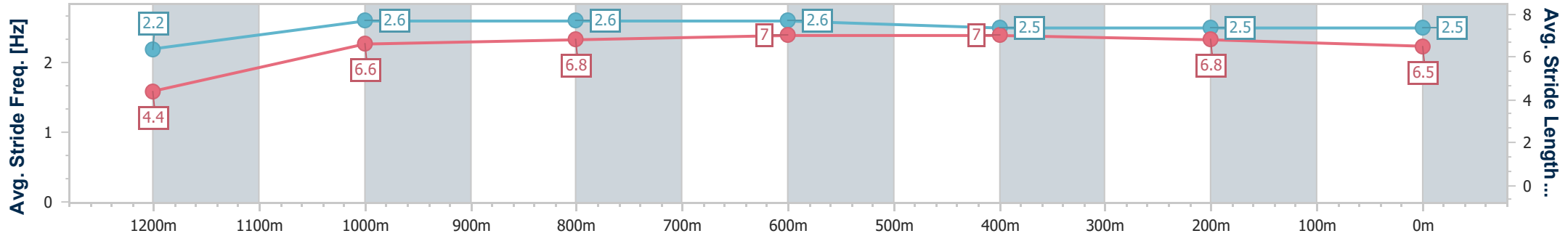
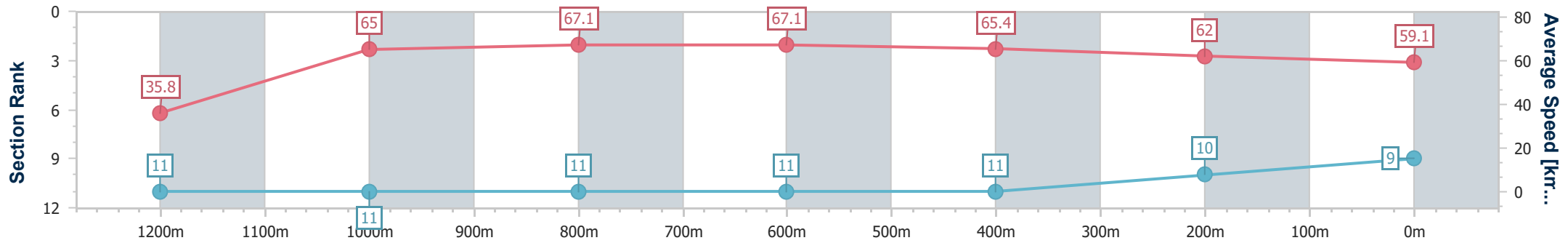


Townsville QLD Professional  
 Race 4: EXPLORE PROPERTY MUNRO & CO LADIES  
 BRACELET Fillies and Mares Class 6 Handicap - 1300m  
 20 July 2024 - 14:50



Track Rating: Soft 5, Weather: Fine, Rail Position: +3.5m Entire

Section	Overall	1200m	1000m	800m	600m	400m	200m
Section Times	1:18.01 [9] (0:10.07)	1:07.94 [11] (0:11.08)	0:56.86 [11] (0:10.90)	0:45.96 [11] (0:10.83)	0:35.13 [11] (0:11.17)	0:23.96 [11] (0:11.76)	0:12.20 [10] (0:12.20)
Average Speed [km/h]	35.8	65.0	67.1	67.1	65.4	62.0	59.1
Top Speed [km/h]	60.9	67.0	68.0	67.9	67.0	63.7	61.2
Avg. Dist. to Rail [m]	8.4	3.0	2.8	1.9	2.9	8.8	10.6
Avg. Stride Freq. [Hz]	2.2	2.6	2.6	2.6	2.5	2.5	2.5
Avg. Stride Length [m]	4.4	6.6	6.8	7.0	7.0	6.8	6.5



- [ ] Ranking at each section and finish
- .-.- No data available at this section
- NA No data available



Horse/Jockey Name	Tycoon Baby
Final Rank	10
Fastest Section Time (Section)	0:09.53 (Overall)
Top Speed [km/h] (Section)	67.9 (1000m)
Race State	Finished

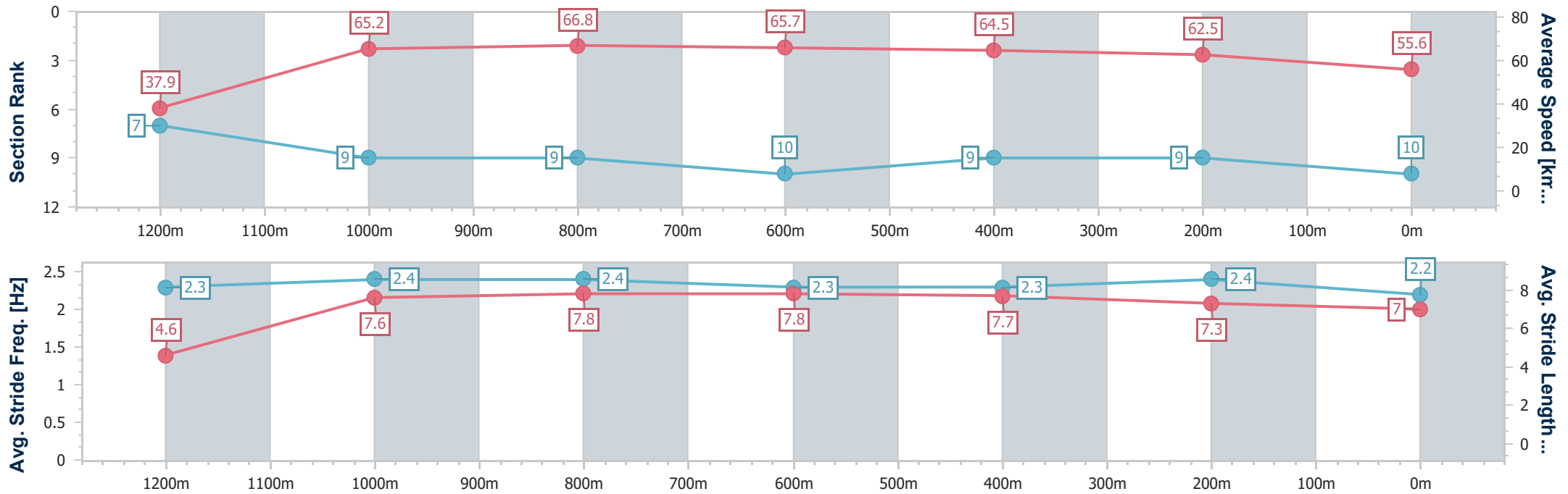


Townsville QLD Professional  
 Race 4: EXPLORE PROPERTY MUNRO & CO LADIES  
 BRACELET Fillies and Mares Class 6 Handicap - 1300m  
 20 July 2024 - 14:50



Track Rating: Soft 5, Weather: Fine, Rail Position: +3.5m Entire

Section	Overall	1200m	1000m	800m	600m	400m	200m
Section Times	1:18.55 [10] (0:09.53)	1:09.02 [7] (0:11.09)	0:57.93 [9] (0:10.89)	0:47.04 [9] (0:11.12)	0:35.92 [10] (0:11.30)	0:24.62 [9] (0:11.67)	0:12.95 [9]
Average Speed [km/h]	37.9	65.2	66.8	65.7	64.5	62.5	55.6
Top Speed [km/h]	60.4	67.7	67.9	67.4	66.1	64.3	61.1
Avg. Dist. to Rail [m]	13.2	3.4	2.4	3.0	2.5	7.9	7.6
Avg. Stride Freq. [Hz]	2.3	2.4	2.4	2.3	2.3	2.4	2.2
Avg. Stride Length [m]	4.6	7.6	7.8	7.8	7.7	7.3	7.0



- [ ] Ranking at each section and finish
- .-.- No data available at this section
- NA No data available



Horse/Jockey Name	Winning Saga
Final Rank	11
Fastest Section Time (Section)	0:09.33 (Overall)
Top Speed [km/h] (Section)	69.1 (1000m)
Race State	Finished

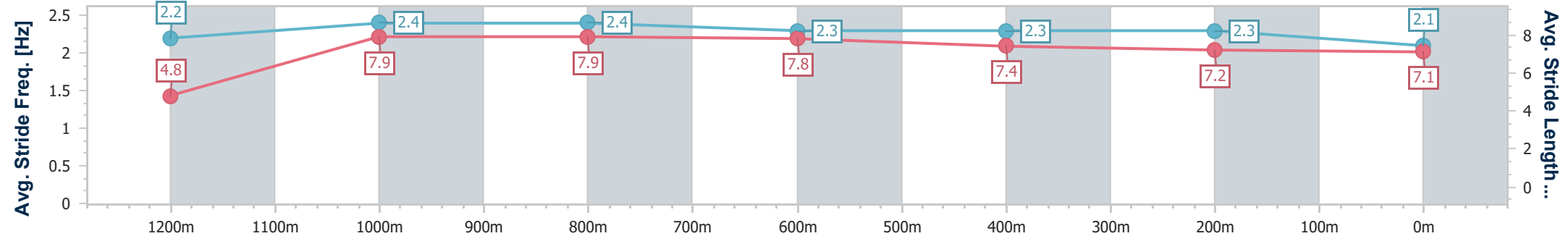
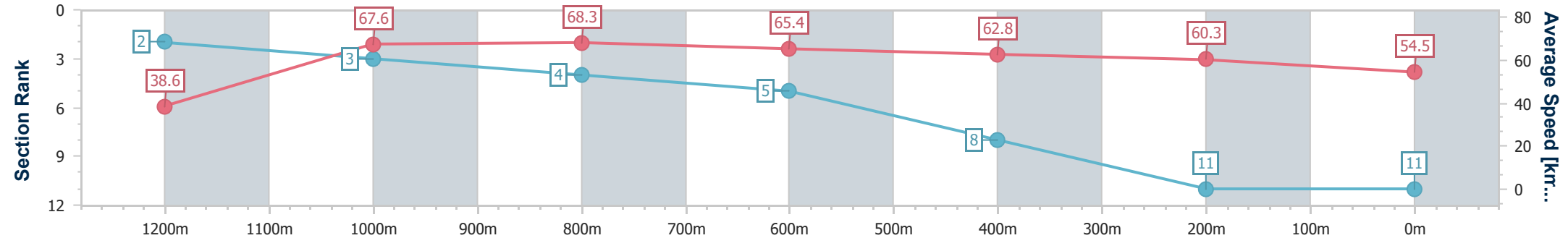


Townsville QLD Professional  
 Race 4: EXPLORE PROPERTY MUNRO & CO LADIES  
 BRACELET Fillies and Mares Class 6 Handicap - 1300m  
 20 July 2024 - 14:50



Track Rating: Soft 5, Weather: Fine, Rail Position: +3.5m Entire

Section	Overall	1200m	1000m	800m	600m	400m	200m
Section Times	1:19.02 [11] (0:09.33)	1:09.69 [2] (0:10.70)	0:58.99 [3] (0:10.85)	0:48.14 [4] (0:11.28)	0:36.86 [5] (0:11.61)	0:25.25 [8] (0:12.06)	0:13.19 [11] (0:13.19)
Average Speed [km/h]	38.6	67.6	68.3	65.4	62.8	60.3	54.5
Top Speed [km/h]	64.3	68.8	69.1	67.4	64.7	61.8	59.0
Avg. Dist. to Rail [m]	12.4	5.7	6.1	4.8	2.8	6.1	9.0
Avg. Stride Freq. [Hz]	2.2	2.4	2.4	2.3	2.3	2.3	2.1
Avg. Stride Length [m]	4.8	7.9	7.9	7.8	7.4	7.2	7.1



- [ ] Ranking at each section and finish
- .-.- No data available at this section
- NA No data available





# Townsville QLD Professional

## Race 5: EXPLORE PROPERTY MUNRO & CO BENCHMARK 60 Handicap - 1000m

20 July 2024 - 15:29



Track Rating: Soft 5, Weather: Fine, Rail Position: +3.5m Entire

Section		Overall	800m	600m	400m	200m	Last 600m					
Field Times		0:56.53 (0:12.81)	0:43.72 (0:10.07)	0:33.65 (0:10.90)	0:22.75 (0:11.13)	0:11.62 (0:11.62)	0:33.65					
Rank	TAB Horse/Jockey	Barrier	Top Speed [km/h]	Fastest Section	Margin					Distance Travelled [m]		
1	15 <b>KIHI</b> Pietro Romeo	5	72.0	0:10.16	0:56.53 [1] (0:13.10)	0:43.43 [8] (0:10.16)	0:33.27 [5] (0:10.77)	0:22.50 [4] (0:11.01)	0:11.49 [5] (0:11.49)	0:56.53	0:33.27	
2	11 <b>VIBURNUM</b> Tyler Leslight	9	71.4	0:10.43	0:56.61 [2] (0:12.96)	0:43.65 [4] (0:10.43)	0:33.22 [7] (0:10.77)	0:22.45 [7] (0:10.86)	0:11.59 [4] (0:11.59)	0.51L	0:33.22	+3
3	7 <b>COLD POWER</b> Chris Whiteley	4	71.1	0:10.40	0:56.82 [3] (0:13.33)	0:43.49 [11] (0:10.40)	0:33.09 [11] (0:10.81)	0:22.28 [9] (0:10.81)	0:11.47 [8] (0:11.47)	1.71L	0:33.09	+2
4	3 <b>ZI WIN</b> Graham Kliese	12	71.8	0:10.44	0:56.93 [4] (0:13.09)	0:43.84 [7] (0:10.44)	0:33.40 [8] (0:10.98)	0:22.42 [8] (0:10.95)	0:11.47 [9] (0:11.47)	2.38L	0:33.40	+6
5	10 <b>NORTHERNONTAP</b> Lacey Morrison	18	72.0	0:10.29	0:57.07 [5] (0:13.05)	0:44.02 [6] (0:10.29)	0:33.73 [6] (0:10.79)	0:22.94 [6] (0:11.05)	0:11.89 [6] (0:11.89)	3.2L	0:33.73	+6
6	1 <b>SINGLE HONOR</b> Gabrielle Semmens	7	72.0	0:10.21	0:57.09 [6] (0:12.86)	0:44.23 [2] (0:10.21)	0:34.02 [2] (0:10.74)	0:23.28 [3] (0:11.10)	0:12.18 [1] (0:12.18)	3.33L	0:34.02	+0
7	9 <b>MIDAS STAR</b> Adrian Layt	1	72.4	0:10.07	0:57.15 [7] (0:12.81)	0:44.34 [1] (0:10.07)	0:34.27 [1] (0:10.90)	0:23.37 [1] (0:11.16)	0:12.21 [2] (0:12.21)	3.65L	0:34.27	-3
8	12 <b>YAMABUSHI</b> Jackson Murphy	8	72.4	0:10.23	0:57.27 [8] (0:12.92)	0:44.35 [3] (0:10.23)	0:34.12 [4] (0:10.96)	0:23.16 [5] (0:11.12)	0:12.04 [7] (0:12.04)	4.4L	0:34.12	+3
9	4 <b>CAVENTE</b> Chelsea Jokic	11	71.4	0:10.37	0:57.31 [9] (0:13.44)	0:43.87 [13] (0:10.37)	0:33.50 [12] (0:11.00)	0:22.50 [12] (0:10.79)	0:11.71 [10] (0:11.71)	4.61L	0:33.50	+4
10	5 <b>INDICATIVE</b> Carl Spry	2	72.2	0:10.16	0:57.35 [10] (0:12.98)	0:44.37 [5] (0:10.16)	0:34.21 [3] (0:10.66)	0:23.55 [2] (0:11.19)	0:12.36 [3] (0:12.36)	4.83L	0:34.21	-1

Scratched: Smart Thinker (#18), Sheez Marvellous (#17), Fergyliscious (#16), So Odelia (#14)



**Townsville QLD Professional**  
**Race 5: EXPLORE PROPERTY MUNRO & CO BENCHMARK 60 Handicap**  
**- 1000m**  
**20 July 2024 - 15:29**



Track Rating: Soft 5, Weather: Fine, Rail Position: +3.5m Entire

Section		Overall	800m	600m	400m	200m	Last 600m					
Field Times		0:56.53 (0:12.81)	0:43.72 (0:10.07)	0:33.65 (0:10.90)	0:22.75 (0:11.13)	0:11.62 (0:11.62)	0:33.65					
Rank	TAB Horse/Jockey	Barrier	Top Speed [km/h]	Fastest Section	Margin					Distance Travelled [m]		
11	8 <b>WANNA TWEET</b> Nathan Day	17	71.0 800m	0:10.53 800m	0:57.41 [11] (0:13.19)	0:44.22 [9] (0:10.53)	0:33.69 [10] (0:11.15)	0:22.54 [13] (0:11.00)	0:11.54 [12] (0:11.54)	5.18L	0:33.69	+10
12	13 <b>ZORAYDAH</b> Isabella Teh	16	72.2 800m	0:10.31 800m	0:57.43 [12] (0:13.64)	0:43.79 [14] (0:10.31)	0:33.48 [14] (0:11.06)	0:22.42 [14] (0:10.98)	0:11.44 [14] (0:11.44)	5.34L	0:33.48	+8
13	2 <b>COOLMEANS</b> Ashley Butler	3	69.9 800m	0:10.45 800m	0:57.61 [13] (0:13.39)	0:44.22 [12] (0:10.45)	0:33.77 [13] (0:10.89)	0:22.88 [11] (0:10.99)	0:11.89 [11] (0:11.89)	6.39L	0:33.77	-5
14	6 <b>YOU ARE KING</b> Denicious Smith	13	71.2 800m	0:10.50 800m	0:57.70 [14] (0:13.19)	0:44.51 [10] (0:10.50)	0:34.01 [9] (0:10.93)	0:23.08 [10] (0:11.26)	0:11.82 [13] (0:11.82)	6.92L	0:34.01	+4

Scratched: Smart Thinker (#18), Sheez Marvellous (#17), Fergyliscious (#16), So Odelia (#14)

[ ] Ranking at each section and finish  
 -:-:- No data available at this section  
 NA No data available

SCN Saddle cloth number  
 DNF Did not finish  
 DNT Did not track



Horse/Jockey Name	Kihi
Final Rank	1
Fastest Section Time (Section)	0:10.16 (800m)
Top Speed [km/h] (Section)	72.0 (Overall)
Race State	Finished

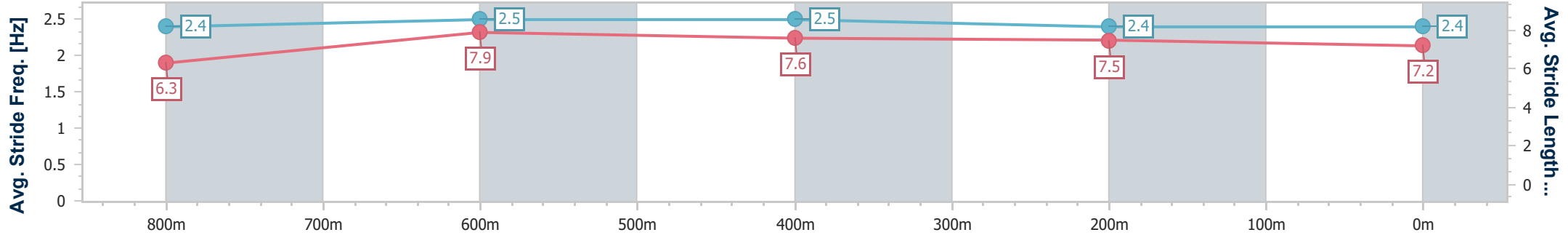
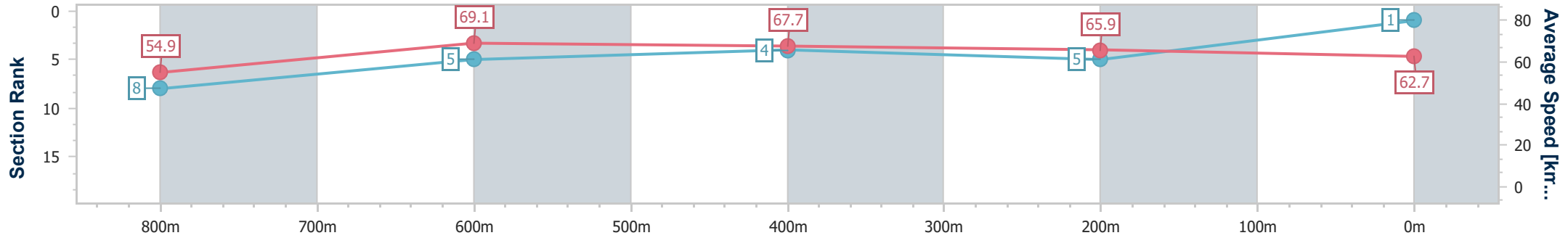


Townsville QLD Professional  
 Race 5: EXPLORE PROPERTY MUNRO & CO BENCHMARK 60  
 Handicap - 1000m  
 20 July 2024 - 15:29



Track Rating: Soft 5, Weather: Fine, Rail Position: +3.5m Entire

Section	Overall	800m	600m	400m	200m
Section Times	0:56.53 [1] (0:13.10)	0:43.43 [8] (0:10.16)	0:33.27 [5] (0:10.77)	0:22.50 [4] (0:11.01)	0:11.49 [5] (0:11.49)
Average Speed [km/h]	54.9	69.1	67.7	65.9	62.7
Top Speed [km/h]	72.0	72.0	69.9	66.8	65.1
Avg. Dist. to Rail [m]	4.6	1.3	2.4	5.4	6.1
Avg. Stride Freq. [Hz]	2.4	2.5	2.5	2.4	2.4
Avg. Stride Length [m]	6.3	7.9	7.6	7.5	7.2



- [ ] Ranking at each section and finish
- .-.- No data available at this section
- NA No data available



Horse/Jockey Name	Viburnum
Final Rank	2
Fastest Section Time (Section)	0:10.43 (800m)
Top Speed [km/h] (Section)	71.4 (800m)
Race State	Finished

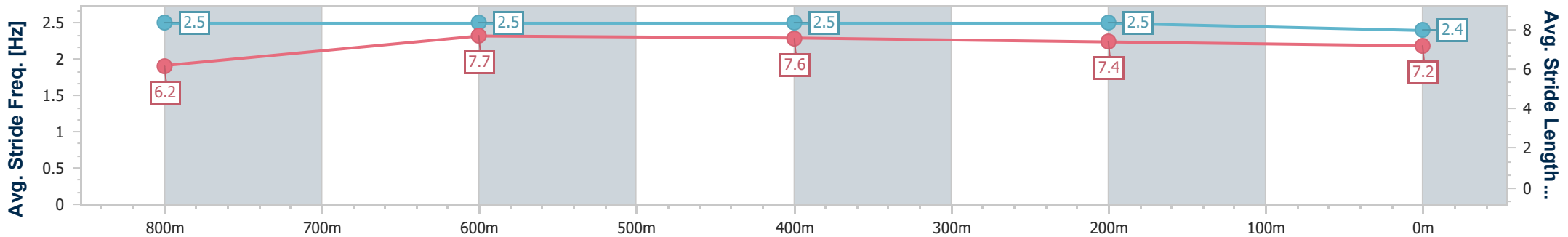
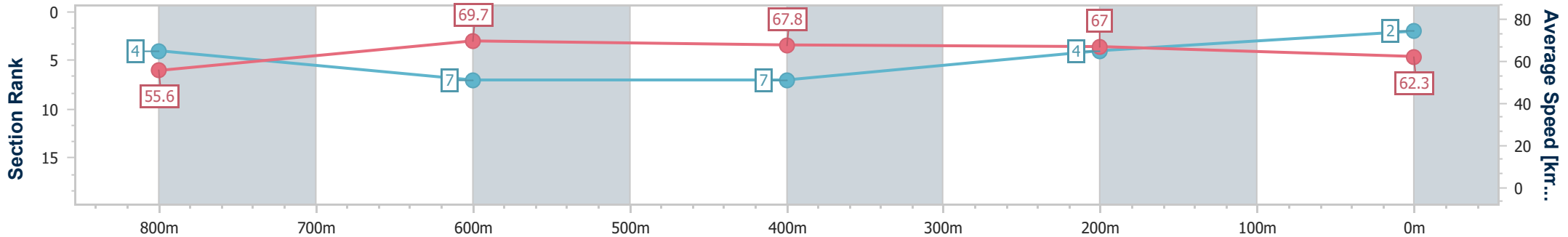


Townsville QLD Professional  
 Race 5: EXPLORE PROPERTY MUNRO & CO BENCHMARK 60  
 Handicap - 1000m  
 20 July 2024 - 15:29



Track Rating: Soft 5, Weather: Fine, Rail Position: +3.5m Entire

Section	Overall	800m	600m	400m	200m
Section Times	0:56.61 [2] (0:12.96)	0:43.65 [4] (0:10.43)	0:33.22 [7] (0:10.77)	0:22.45 [7] (0:10.86)	0:11.59 [4] (0:11.59)
Average Speed [km/h]	55.6	69.7	67.8	67.0	62.3
Top Speed [km/h]	71.0	71.4	68.7	69.2	65.9
Avg. Dist. to Rail [m]	7.4	3.0	2.6	7.2	8.9
Avg. Stride Freq. [Hz]	2.5	2.5	2.5	2.5	2.4
Avg. Stride Length [m]	6.2	7.7	7.6	7.4	7.2



- [ ] Ranking at each section and finish
- .-.- No data available at this section
- NA No data available



Horse/Jockey Name	Cold Power
Final Rank	3
Fastest Section Time (Section)	0:10.40 (800m)
Top Speed [km/h] (Section)	71.1 (800m)
Race State	Finished

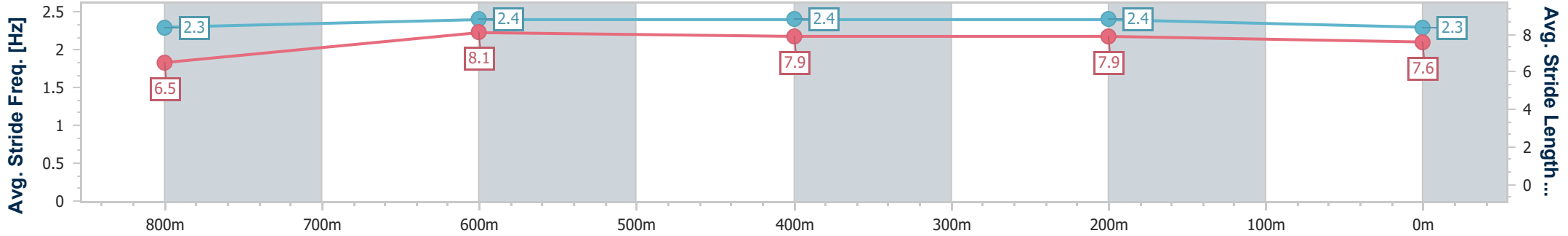
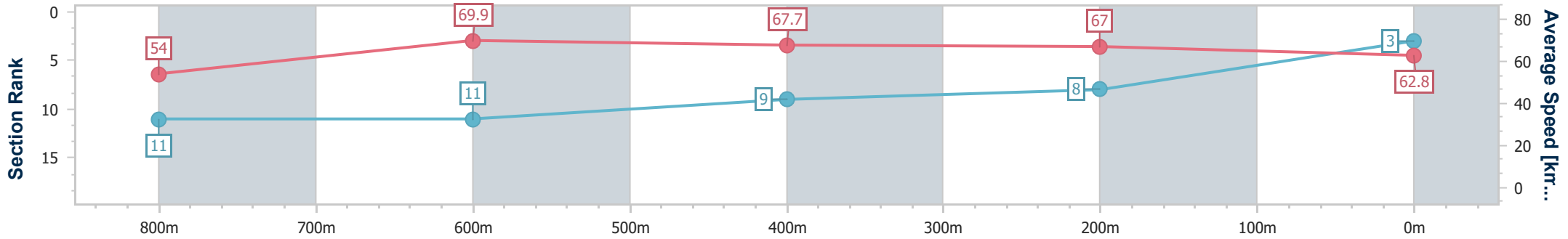


Townsville QLD Professional  
 Race 5: EXPLORE PROPERTY MUNRO & CO BENCHMARK 60  
 Handicap - 1000m  
 20 July 2024 - 15:29



Track Rating: Soft 5, Weather: Fine, Rail Position: +3.5m Entire

Section	Overall	800m	600m	400m	200m
Section Times	0:56.82 [3] (0:13.33)	0:43.49 [11] (0:10.40)	0:33.09 [11] (0:10.81)	0:22.28 [9] (0:10.81)	0:11.47 [8] (0:11.47)
Average Speed [km/h]	54.0	69.9	67.7	67.0	62.8
Top Speed [km/h]	69.8	71.1	69.4	68.6	66.2
Avg. Dist. to Rail [m]	4.4	2.5	3.4	3.6	5.9
Avg. Stride Freq. [Hz]	2.3	2.4	2.4	2.4	2.3
Avg. Stride Length [m]	6.5	8.1	7.9	7.9	7.6



- [ ] Ranking at each section and finish
- .-.- No data available at this section
- NA No data available



Horse/Jockey Name	Zi Win
Final Rank	4
Fastest Section Time (Section)	0:10.44 (800m)
Top Speed [km/h] (Section)	71.8 (800m)
Race State	Finished

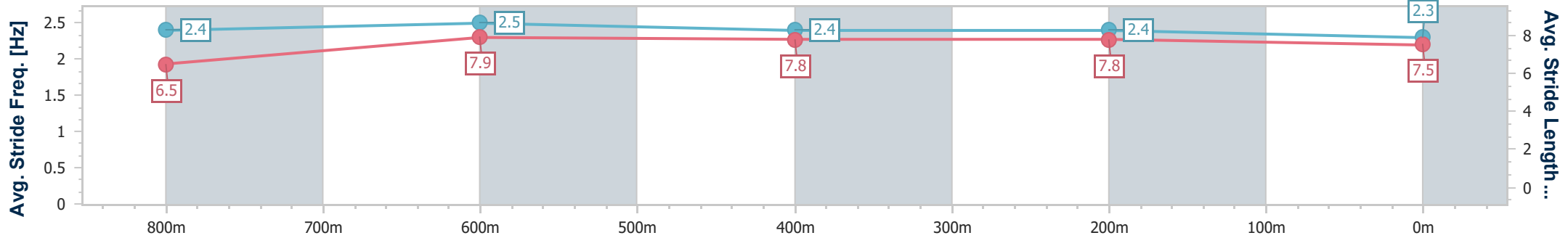
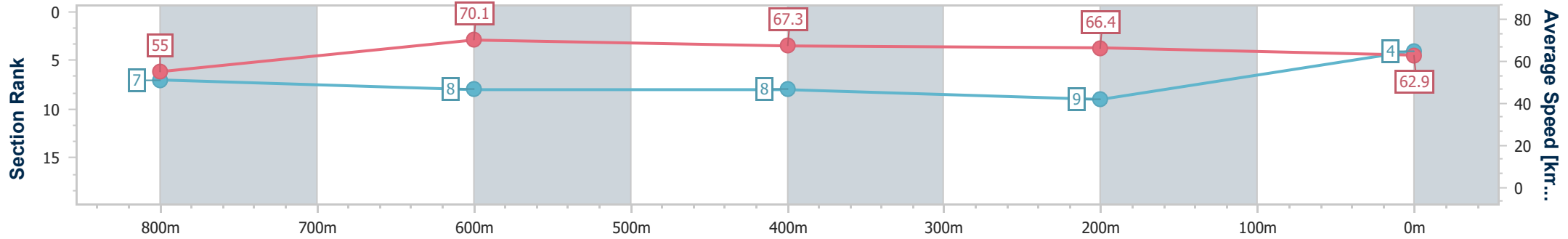


Townsville QLD Professional  
 Race 5: EXPLORE PROPERTY MUNRO & CO BENCHMARK 60  
 Handicap - 1000m  
 20 July 2024 - 15:29



Track Rating: Soft 5, Weather: Fine, Rail Position: +3.5m Entire

Section	Overall	800m	600m	400m	200m
Section Times	0:56.93 [4] (0:13.09)	0:43.84 [7] (0:10.44)	0:33.40 [8] (0:10.98)	0:22.42 [8] (0:10.95)	0:11.47 [9] (0:11.47)
Average Speed [km/h]	55.0	70.1	67.3	66.4	62.9
Top Speed [km/h]	71.3	71.8	68.8	67.9	65.1
Avg. Dist. to Rail [m]	9.6	4.9	5.1	6.3	8.7
Avg. Stride Freq. [Hz]	2.4	2.5	2.4	2.4	2.3
Avg. Stride Length [m]	6.5	7.9	7.8	7.8	7.5



- [ ] Ranking at each section and finish
- .-.- No data available at this section
- NA No data available



Horse/Jockey Name	Northernontap
Final Rank	5
Fastest Section Time (Section)	0:10.29 (800m)
Top Speed [km/h] (Section)	72.0 (800m)
Race State	Finished

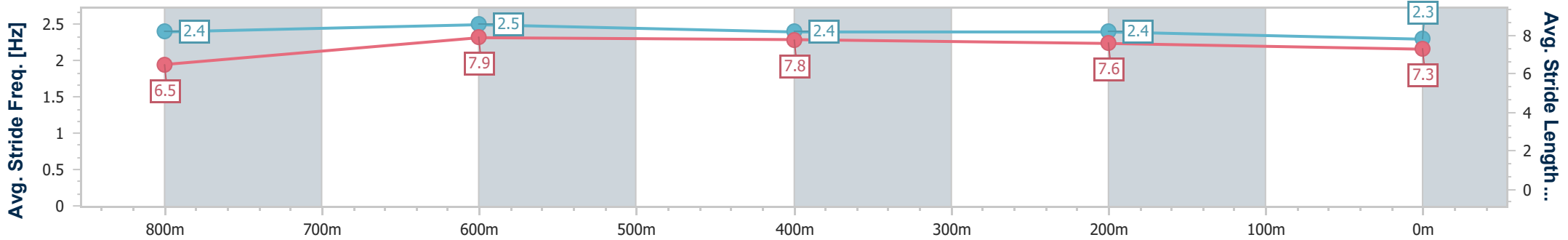
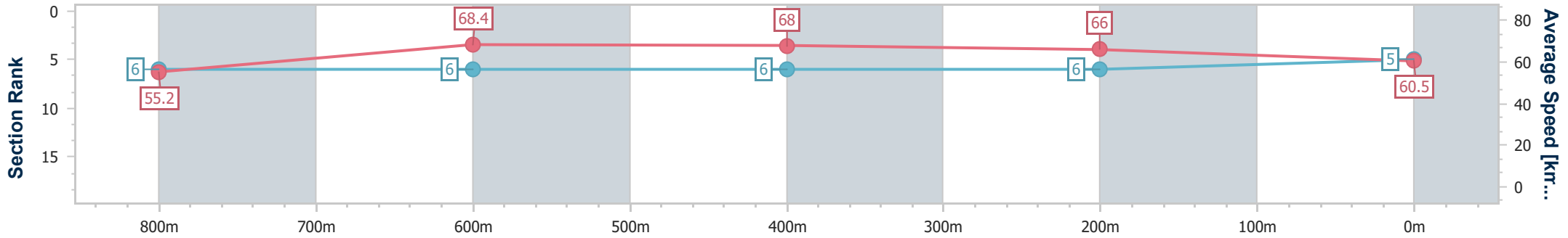


Townsville QLD Professional  
 Race 5: EXPLORE PROPERTY MUNRO & CO BENCHMARK 60  
 Handicap - 1000m  
 20 July 2024 - 15:29



Track Rating: Soft 5, Weather: Fine, Rail Position: +3.5m Entire

Section	Overall	800m	600m	400m	200m
Section Times	0:57.07 [5] (0:13.05)	0:44.02 [6] (0:10.29)	0:33.73 [6] (0:10.79)	0:22.94 [6] (0:11.05)	0:11.89 [6] (0:11.89)
Average Speed [km/h]	55.2	68.4	68.0	66.0	60.5
Top Speed [km/h]	71.7	72.0	69.8	67.2	63.9
Avg. Dist. to Rail [m]	12.4	6.3	3.8	8.1	10.7
Avg. Stride Freq. [Hz]	2.4	2.5	2.4	2.4	2.3
Avg. Stride Length [m]	6.5	7.9	7.8	7.6	7.3



- [ ] Ranking at each section and finish
- .-.- No data available at this section
- NA No data available



Horse/Jockey Name	Single Honor
Final Rank	6
Fastest Section Time (Section)	0:10.21 (800m)
Top Speed [km/h] (Section)	72.0 (Overall)
Race State	Finished

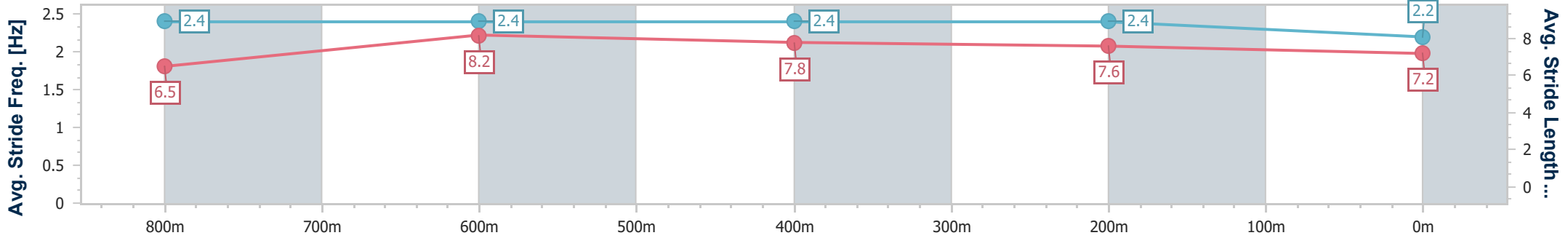
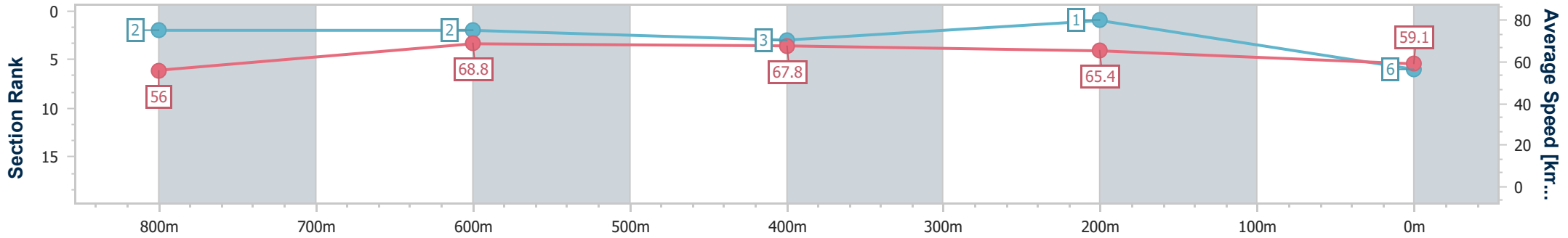


Townsville QLD Professional  
 Race 5: EXPLORE PROPERTY MUNRO & CO BENCHMARK 60  
 Handicap - 1000m  
 20 July 2024 - 15:29



Track Rating: Soft 5, Weather: Fine, Rail Position: +3.5m Entire

Section	Overall	800m	600m	400m	200m
Section Times	0:57.09 [6] (0:12.86)	0:44.23 [2] (0:10.21)	0:34.02 [2] (0:10.74)	0:23.28 [3] (0:11.10)	0:12.18 [1] (0:12.18)
Average Speed [km/h]	56.0	68.8	67.8	65.4	59.1
Top Speed [km/h]	72.0	72.0	70.5	67.2	63.9
Avg. Dist. to Rail [m]	5.5	1.5	2.4	5.7	8.1
Avg. Stride Freq. [Hz]	2.4	2.4	2.4	2.4	2.2
Avg. Stride Length [m]	6.5	8.2	7.8	7.6	7.2



- [ ] Ranking at each section and finish
- .-.- No data available at this section
- NA No data available





Horse/Jockey Name	Midas Star
Final Rank	7
Fastest Section Time (Section)	0:10.07 (800m)
Top Speed [km/h] (Section)	72.4 (Overall)
Race State	Finished

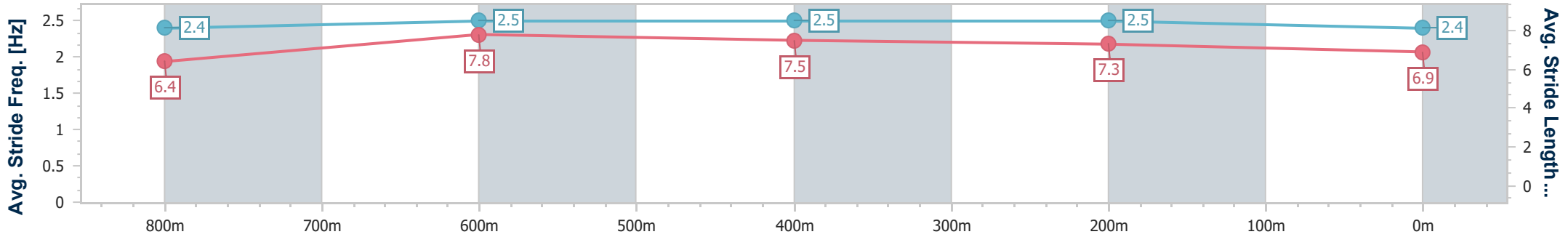
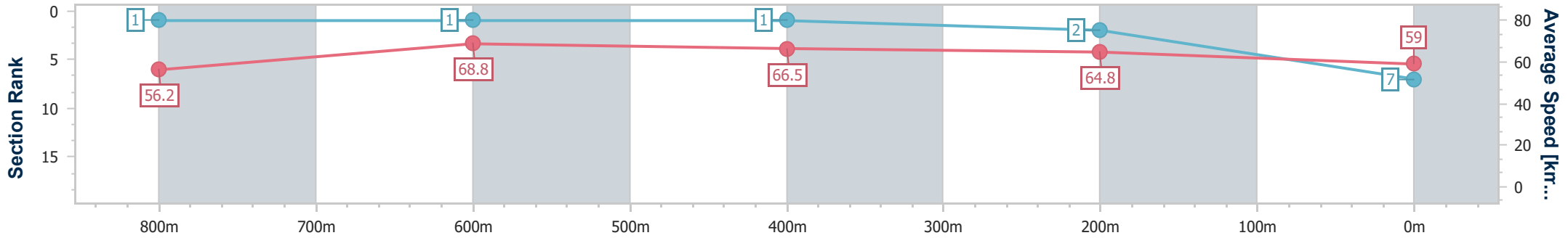


Townsville QLD Professional  
 Race 5: EXPLORE PROPERTY MUNRO & CO BENCHMARK 60  
 Handicap - 1000m  
 20 July 2024 - 15:29



Track Rating: Soft 5, Weather: Fine, Rail Position: +3.5m Entire

Section	Overall	800m	600m	400m	200m
Section Times	0:57.15 [7] (0:12.81)	0:44.34 [1] (0:10.07)	0:34.27 [1] (0:10.90)	0:23.37 [1] (0:11.16)	0:12.21 [2] (0:12.21)
Average Speed [km/h]	56.2	68.8	66.5	64.8	59.0
Top Speed [km/h]	72.4	72.4	68.4	65.9	62.3
Avg. Dist. to Rail [m]	1.1	1.0	1.8	2.3	2.0
Avg. Stride Freq. [Hz]	2.4	2.5	2.5	2.5	2.4
Avg. Stride Length [m]	6.4	7.8	7.5	7.3	6.9



- [ ] Ranking at each section and finish
- .-.- No data available at this section
- NA No data available



Horse/Jockey Name	Yamabushi
Final Rank	8
Fastest Section Time (Section)	0:10.23 (800m)
Top Speed [km/h] (Section)	72.4 (800m)
Race State	Finished

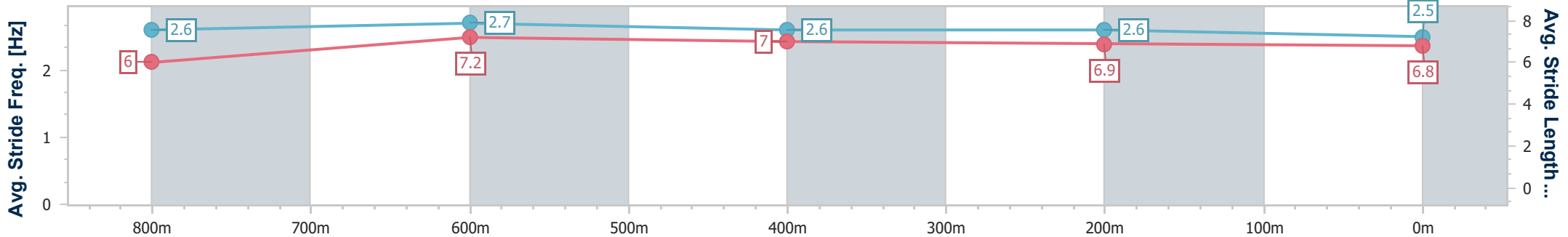
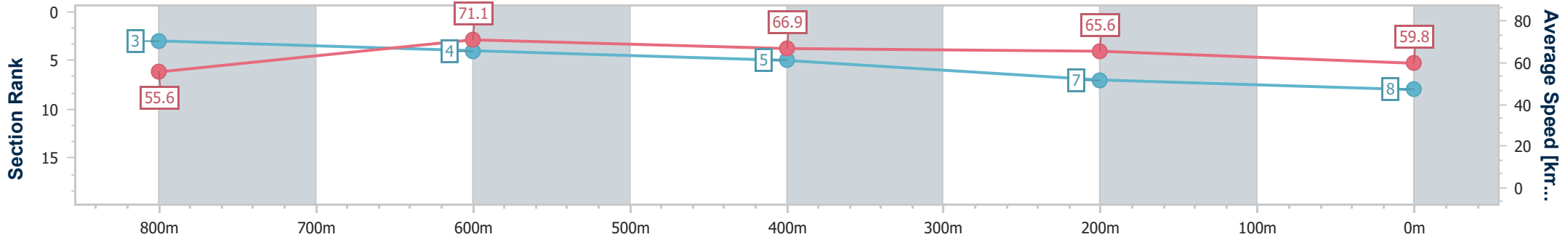


Townsville QLD Professional  
 Race 5: EXPLORE PROPERTY MUNRO & CO BENCHMARK 60  
 Handicap - 1000m  
 20 July 2024 - 15:29



Track Rating: Soft 5, Weather: Fine, Rail Position: +3.5m Entire

Section	Overall	800m	600m	400m	200m
Section Times	0:57.27 [8] (0:12.92)	0:44.35 [3] (0:10.23)	0:34.12 [4] (0:10.96)	0:23.16 [5] (0:11.12)	0:12.04 [7] (0:12.04)
Average Speed [km/h]	55.6	71.1	66.9	65.6	59.8
Top Speed [km/h]	71.9	72.4	69.5	67.1	63.2
Avg. Dist. to Rail [m]	5.4	1.9	4.2	7.2	8.4
Avg. Stride Freq. [Hz]	2.6	2.7	2.6	2.6	2.5
Avg. Stride Length [m]	6.0	7.2	7.0	6.9	6.8



- [ ] Ranking at each section and finish
- .-.- No data available at this section
- NA No data available



Horse/Jockey Name	Cavente
Final Rank	9
Fastest Section Time (Section)	0:10.37 (800m)
Top Speed [km/h] (Section)	71.4 (800m)
Race State	Finished

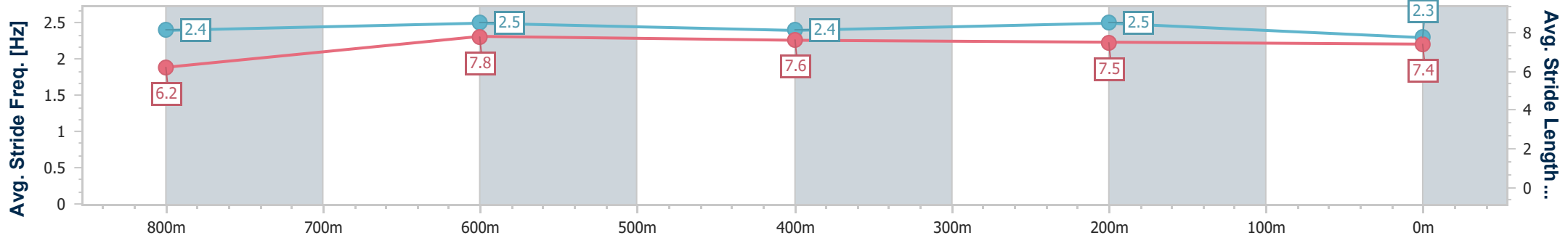
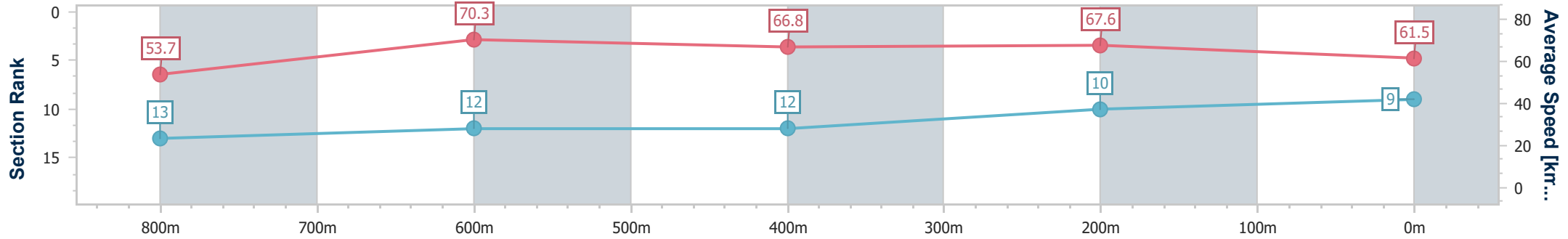


Townsville QLD Professional  
 Race 5: EXPLORE PROPERTY MUNRO & CO BENCHMARK 60  
 Handicap - 1000m  
 20 July 2024 - 15:29



Track Rating: Soft 5, Weather: Fine, Rail Position: +3.5m Entire

Section	Overall	800m	600m	400m	200m
Section Times	0:57.31 [9] (0:13.44)	0:43.87 [13] (0:10.37)	0:33.50 [12] (0:11.00)	0:22.50 [12] (0:10.79)	0:11.71 [10] (0:11.71)
Average Speed [km/h]	53.7	70.3	66.8	67.6	61.5
Top Speed [km/h]	70.0	71.4	68.0	69.0	65.0
Avg. Dist. to Rail [m]	8.0	3.4	4.3	6.4	8.1
Avg. Stride Freq. [Hz]	2.4	2.5	2.4	2.5	2.3
Avg. Stride Length [m]	6.2	7.8	7.6	7.5	7.4



- [ ] Ranking at each section and finish
- .-.- No data available at this section
- NA No data available



Horse/Jockey Name	Indicative
Final Rank	10
Fastest Section Time (Section)	0:10.16 (800m)
Top Speed [km/h] (Section)	72.2 (Overall)
Race State	Finished

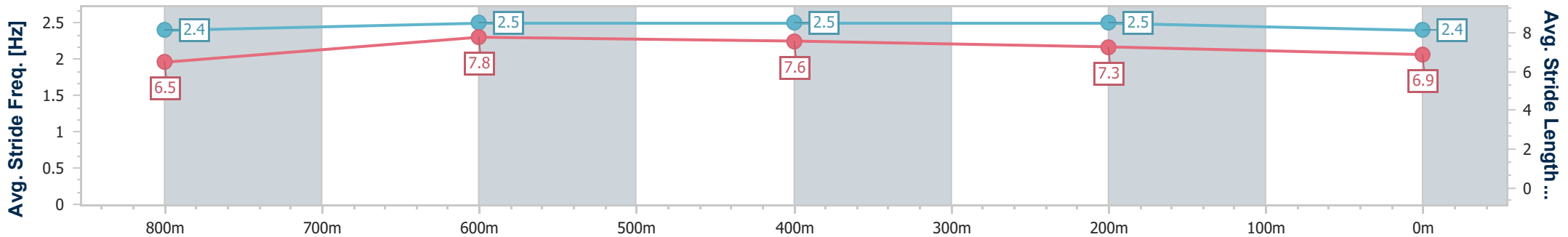
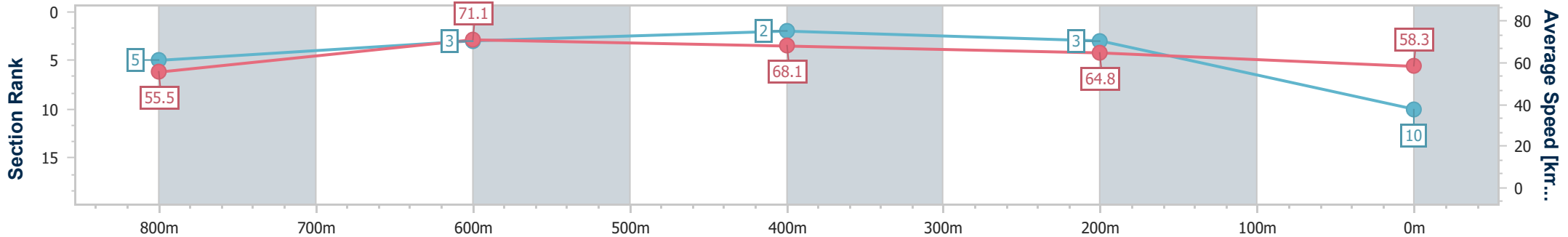


Townsville QLD Professional  
 Race 5: EXPLORE PROPERTY MUNRO & CO BENCHMARK 60  
 Handicap - 1000m  
 20 July 2024 - 15:29



Track Rating: Soft 5, Weather: Fine, Rail Position: +3.5m Entire

Section	Overall	800m	600m	400m	200m
Section Times	0:57.35 [10] (0:12.98)	0:44.37 [5] (0:10.16)	0:34.21 [3] (0:10.66)	0:23.55 [2] (0:11.19)	0:12.36 [3] (0:12.36)
Average Speed [km/h]	55.5	71.1	68.1	64.8	58.3
Top Speed [km/h]	72.2	72.0	69.8	66.4	62.4
Avg. Dist. to Rail [m]	1.9	0.8	2.0	4.1	5.1
Avg. Stride Freq. [Hz]	2.4	2.5	2.5	2.5	2.4
Avg. Stride Length [m]	6.5	7.8	7.6	7.3	6.9



- [ ] Ranking at each section and finish
- .-.- No data available at this section
- NA No data available



Horse/Jockey Name	Wanna Tweet
Final Rank	11
Fastest Section Time (Section)	0:10.53 (800m)
Top Speed [km/h] (Section)	71.0 (800m)
Race State	Finished

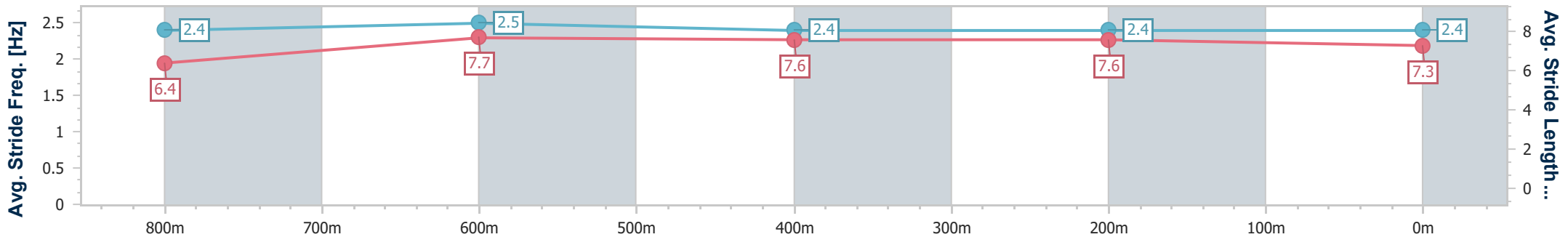
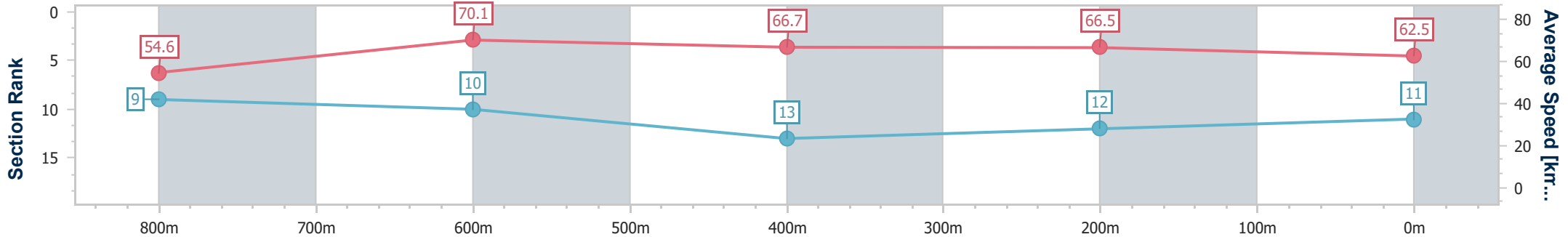


Townsville QLD Professional  
 Race 5: EXPLORE PROPERTY MUNRO & CO BENCHMARK 60  
 Handicap - 1000m  
 20 July 2024 - 15:29



Track Rating: Soft 5, Weather: Fine, Rail Position: +3.5m Entire

Section	Overall	800m	600m	400m	200m
Section Times	0:57.41 [11] (0:13.19)	0:44.22 [9] (0:10.53)	0:33.69 [10] (0:11.15)	0:22.54 [13] (0:11.00)	0:11.54 [12] (0:11.54)
Average Speed [km/h]	54.6	70.1	66.7	66.5	62.5
Top Speed [km/h]	70.0	71.0	69.1	68.0	65.9
Avg. Dist. to Rail [m]	10.6	6.1	6.5	8.9	11.0
Avg. Stride Freq. [Hz]	2.4	2.5	2.4	2.4	2.4
Avg. Stride Length [m]	6.4	7.7	7.6	7.6	7.3



- [ ] Ranking at each section and finish
- .-.- No data available at this section
- NA No data available



Horse/Jockey Name	Zoraydah
Final Rank	12
Fastest Section Time (Section)	0:10.31 (800m)
Top Speed [km/h] (Section)	72.2 (800m)
Race State	Finished

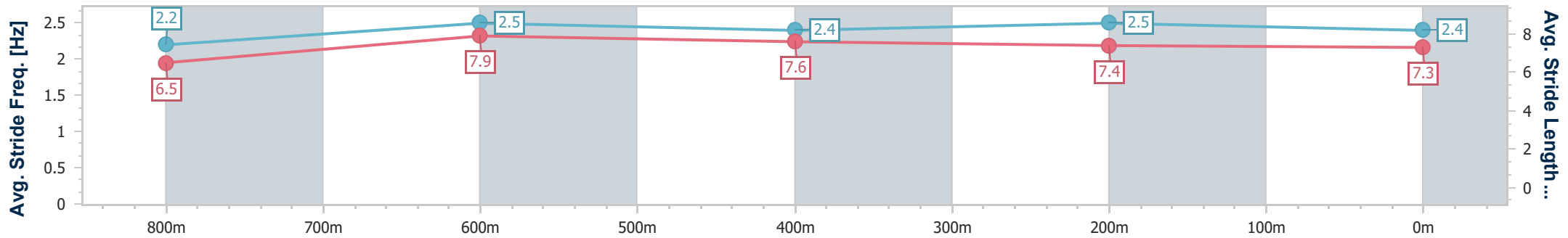
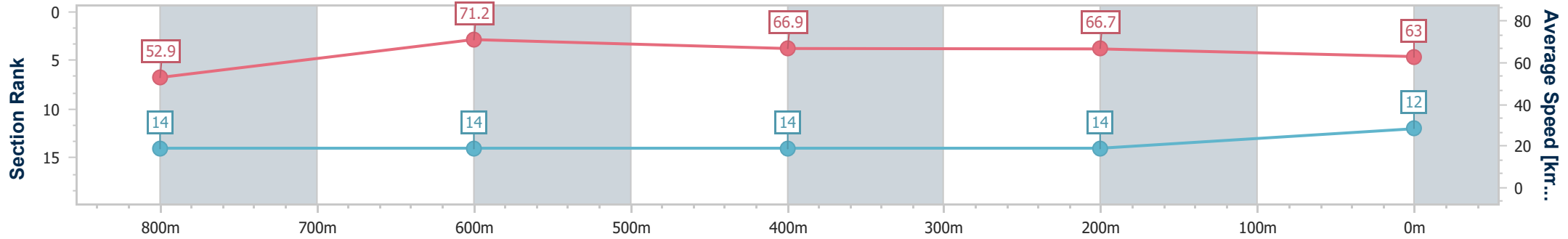


Townsville QLD Professional  
 Race 5: EXPLORE PROPERTY MUNRO & CO BENCHMARK 60  
 Handicap - 1000m  
 20 July 2024 - 15:29



Track Rating: Soft 5, Weather: Fine, Rail Position: +3.5m Entire

Section	Overall	800m	600m	400m	200m
Section Times	0:57.43 [12] (0:13.64)	0:43.79 [14] (0:10.31)	0:33.48 [14] (0:11.06)	0:22.42 [14] (0:10.98)	0:11.44 [14] (0:11.44)
Average Speed [km/h]	52.9	71.2	66.9	66.7	63.0
Top Speed [km/h]	70.4	72.2	70.1	67.5	65.6
Avg. Dist. to Rail [m]	9.5	5.3	5.5	9.9	12.8
Avg. Stride Freq. [Hz]	2.2	2.5	2.4	2.5	2.4
Avg. Stride Length [m]	6.5	7.9	7.6	7.4	7.3



- [ ] Ranking at each section and finish
- .-.- No data available at this section
- NA No data available



Horse/Jockey Name	Coolmeans
Final Rank	13
Fastest Section Time (Section)	0:10.45 (800m)
Top Speed [km/h] (Section)	69.9 (800m)
Race State	Finished

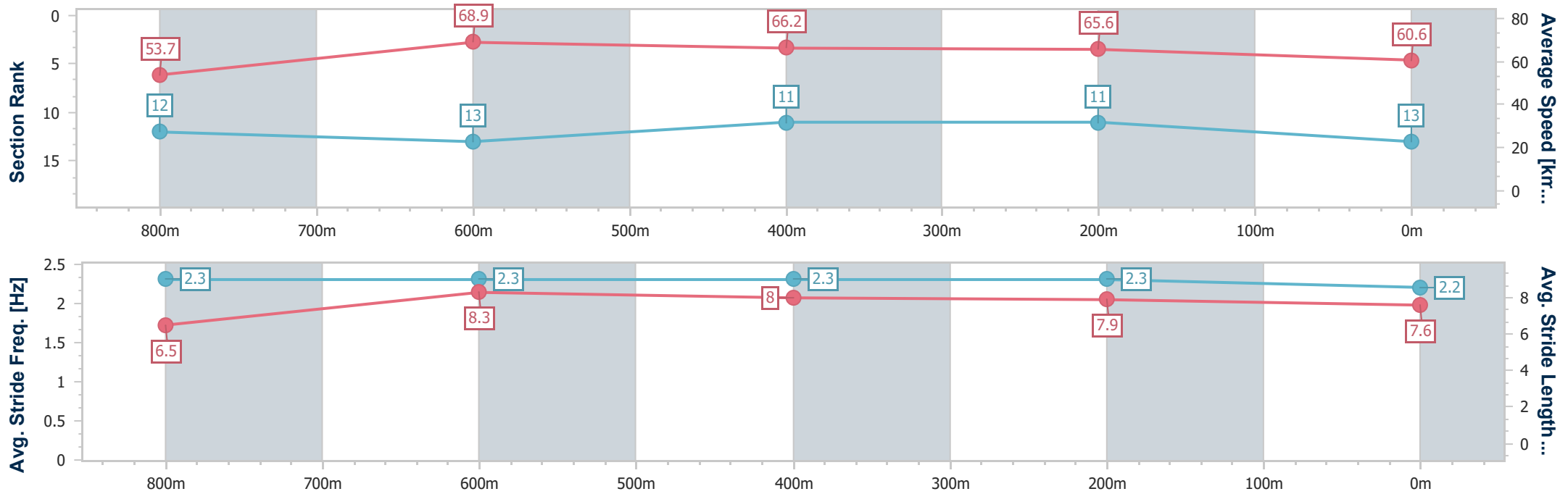


Townsville QLD Professional  
 Race 5: EXPLORE PROPERTY MUNRO & CO BENCHMARK 60  
 Handicap - 1000m  
 20 July 2024 - 15:29



Track Rating: Soft 5, Weather: Fine, Rail Position: +3.5m Entire

Section	Overall	800m	600m	400m	200m
Section Times	0:57.61 [13] (0:13.39)	0:44.22 [12] (0:10.45)	0:33.77 [13] (0:10.89)	0:22.88 [11] (0:10.99)	0:11.89 [11] (0:11.89)
Average Speed [km/h]	53.7	68.9	66.2	65.6	60.6
Top Speed [km/h]	69.8	69.9	68.1	66.5	63.4
Avg. Dist. to Rail [m]	2.4	0.7	0.8	2.0	3.2
Avg. Stride Freq. [Hz]	2.3	2.3	2.3	2.3	2.2
Avg. Stride Length [m]	6.5	8.3	8.0	7.9	7.6



- [ ] Ranking at each section and finish
- .-.- No data available at this section
- NA No data available



Horse/Jockey Name	You Are King
Final Rank	14
Fastest Section Time (Section)	0:10.50 (800m)
Top Speed [km/h] (Section)	71.2 (800m)
Race State	Finished

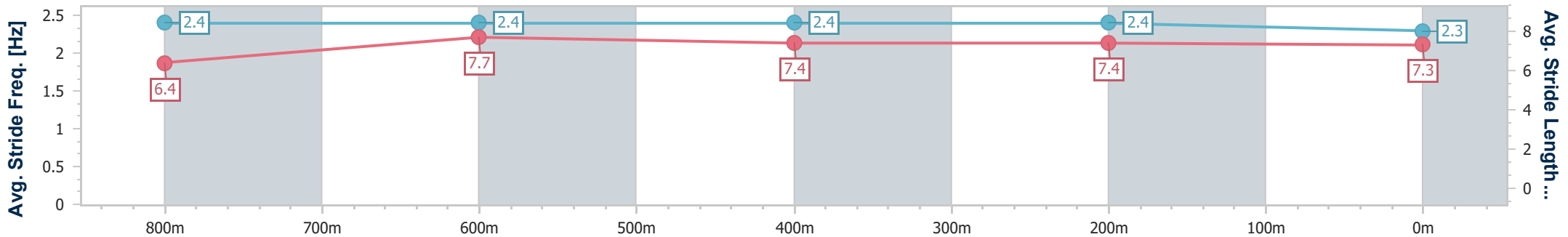
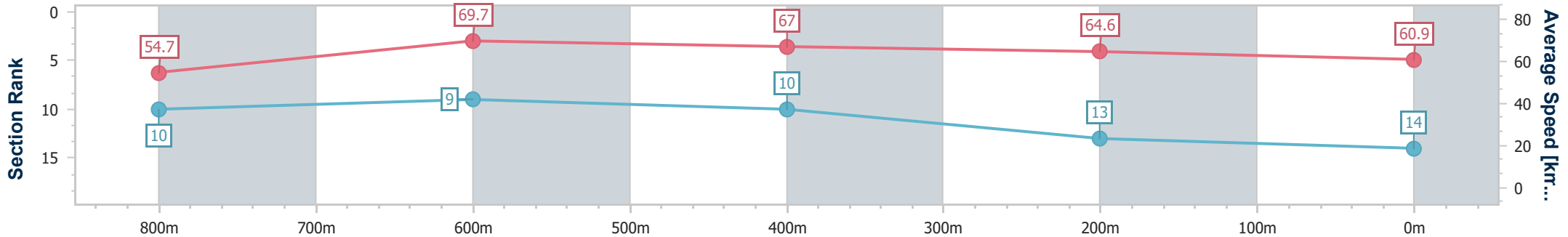


Townsville QLD Professional  
 Race 5: EXPLORE PROPERTY MUNRO & CO BENCHMARK 60  
 Handicap - 1000m  
 20 July 2024 - 15:29



Track Rating: Soft 5, Weather: Fine, Rail Position: +3.5m Entire

Section	Overall	800m	600m	400m	200m
Section Times	0:57.70 [14] (0:13.19)	0:44.51 [10] (0:10.50)	0:34.01 [9] (0:10.93)	0:23.08 [10] (0:11.26)	0:11.82 [13] (0:11.82)
Average Speed [km/h]	54.7	69.7	67.0	64.6	60.9
Top Speed [km/h]	71.2	71.2	69.2	65.8	64.0
Avg. Dist. to Rail [m]	9.7	5.1	3.1	6.4	7.8
Avg. Stride Freq. [Hz]	2.4	2.4	2.4	2.4	2.3
Avg. Stride Length [m]	6.4	7.7	7.4	7.4	7.3



- [ ] Ranking at each section and finish
- .-.- No data available at this section
- NA No data available





# Townsville QLD Professional

## Race 6: LADBROKES WINTER CUP OPEN Handicap - 2000m

20 July 2024 - 16:14



Track Rating: Soft 5, Weather: Fine, Rail Position: +3.5m Entire

Section		Overall	1800m	1600m	1400m	1200m	1000m	800m	Last 600m				
Field Times		2:02.03 (0:14.60)	1:47.43 (0:11.65)	1:35.78 (0:12.09)	1:23.69 (0:12.03)	1:11.66 (0:12.06)	0:59.60 (0:11.66)	0:47.94 (0:11.37)	0:36.57				
Rank	TAB Horse/Jockey	Barrier	Top Speed [km/h]	Fastest Section									Distance Travelled [m]
1	5 FORTIFIED Lacey Morrison	7	64.5 1800m	0:11.51 800m	2:02.03 [1] (0:15.05)	1:46.98 [5] (0:11.69)	1:35.29 [4] (0:12.11)	1:23.18 [4] (0:12.00)	1:11.18 [4] (0:11.97)	0:59.21 [4] (0:11.82)	0:47.39 [5] (0:11.51)	0:35.88	
2	4 MOOLOOLABA Jackson Murphy	3	66.9 Overall	0:11.37 800m	2:02.35 [2] (0:14.60)	1:47.75 [1] (0:11.65)	1:36.10 [1] (0:12.09)	1:24.01 [1] (0:12.03)	1:11.98 [1] (0:12.06)	0:59.92 [1] (0:11.66)	0:48.26 [1] (0:11.37)	0:36.89	-4
3	6 PHOENIX FLYER Chris Whiteley	5	65.2 800m	0:11.53 800m	2:02.54 [3] (0:15.02)	1:47.52 [4] (0:11.83)	1:35.69 [5] (0:12.09)	1:23.60 [5] (0:11.96)	1:11.64 [5] (0:11.99)	0:59.65 [5] (0:11.69)	0:47.96 [4] (0:11.53)	0:36.43	+7
4	3 OLYMPIC KORCHNOI Tyler Leslight	6	65.4 Overall	0:11.47 800m	2:03.79 [4] (0:14.90)	1:48.89 [3] (0:11.69)	1:37.20 [3] (0:11.99)	1:25.21 [2] (0:11.94)	1:13.27 [2] (0:12.05)	1:01.22 [2] (0:11.74)	0:49.48 [2] (0:11.47)	0:38.01	-3
5	1 THIRD REALM Ashley Butler	2	64.8 Overall	0:11.53 800m	2:04.59 [5] (0:14.81)	1:49.78 [2] (0:11.76)	1:38.02 [2] (0:12.06)	1:25.96 [3] (0:11.95)	1:14.01 [3] (0:12.04)	1:01.97 [3] (0:11.73)	0:50.24 [3] (0:11.53)	0:38.71	-3

Scratched: Sayl (#2), Ma Ma's Rose (#7)

[ ] Ranking at each section and finish  
 -:-:- No data available at this section  
 NA No data available

SCN Saddle cloth number  
 DNF Did not finish  
 DNT Did not track



**Townsville QLD Professional**  
**Race 6: LADBROKES WINTER CUP OPEN Handicap - 2000m**  
**20 July 2024 - 16:14**



Track Rating: Soft 5, Weather: Fine, Rail Position: +3.5m Entire

Section					600m	400m	200m				Last 600m
Field Times					0:36.57 (0:11.84)	0:24.73 (0:12.27)	0:12.46 (0:12.46)				0:36.57
Rank	TAB	Horse/Jockey	Barrier	Top Speed [km/h]	Fastest Section	Margin			Distance Travelled [m]		
1	5	<b>FORTIFIED</b> Lacey Morrison	7	64.5 1800m	0:11.51 800m	0:35.88 [5] (0:11.79)	0:24.09 [5] (0:11.82)	0:12.27 [2] (0:12.27)	2:02.03		0:35.88
2	4	<b>MOOLOOLABA</b> Jackson Murphy	3	66.9 Overall	0:11.37 800m	0:36.89 [1] (0:11.84)	0:25.05 [1] (0:12.27)	0:12.78 [1] (0:12.78)	1.92L		0:36.89 -4
3	6	<b>PHOENIX FLYER</b> Chris Whiteley	5	65.2 800m	0:11.53 800m	0:36.43 [4] (0:11.72)	0:24.71 [4] (0:12.08)	0:12.63 [3] (0:12.63)	3.05L		0:36.43 +7
4	3	<b>OLYMPIC KORCHNOI</b> Tyler Leslight	6	65.4 Overall	0:11.47 800m	0:38.01 [2] (0:11.94)	0:26.07 [2] (0:12.40)	0:13.67 [4] (0:13.67)	10.36L		0:38.01 -3
5	1	<b>THIRD REALM</b> Ashley Butler	2	64.8 Overall	0:11.53 800m	0:38.71 [3] (0:11.93)	0:26.78 [3] (0:12.58)	0:14.20 [5] (0:14.20)	15.1L		0:38.71 -3

Scratched: Sayl (#2), Ma Ma's Rose (#7)

[ ] Ranking at each section and finish  
 -:-:- No data available at this section  
 NA No data available

SCN Saddle cloth number  
 DNF Did not finish  
 DNT Did not track



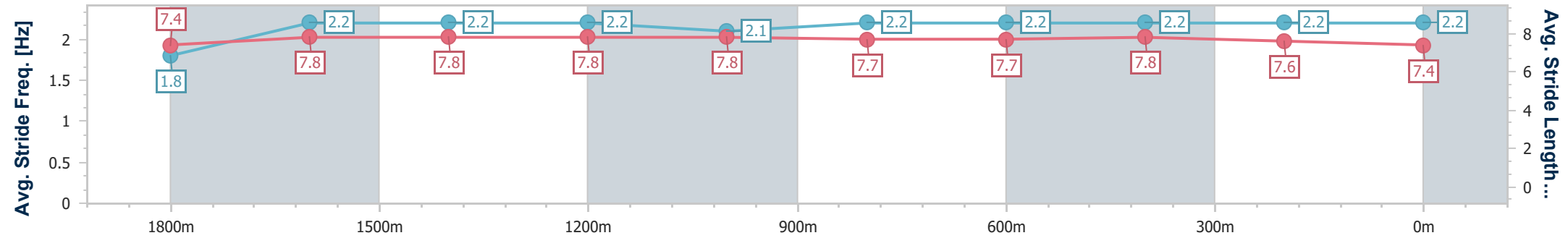
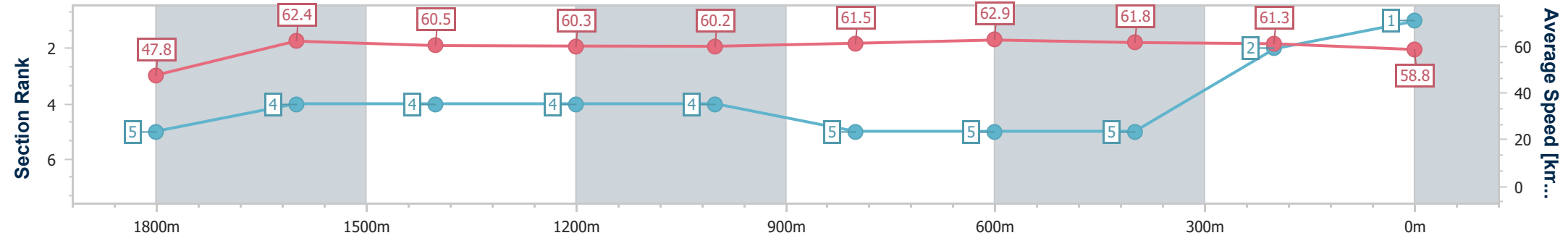
Horse/Jockey Name	Fortified
Final Rank	1
Fastest Section Time (Section)	0:11.51 (800m)
Top Speed [km/h] (Section)	64.5 (1800m)
Race State	Finished



Townsville QLD Professional  
 Race 6: LADBROKES WINTER CUP OPEN Handicap - 2000m  
 20 July 2024 - 16:14  
 Track Rating: Soft 5, Weather: Fine, Rail Position: +3.5m Entire



Section	Overall	1800m	1600m	1400m	1200m	1000m	800m	600m	400m	200m
Section Times	2:02.03 [1] (0:15.05)	1:46.98 [5] (0:11.69)	1:35.29 [4] (0:12.11)	1:23.18 [4] (0:12.00)	1:11.18 [4] (0:11.97)	0:59.21 [4] (0:11.82)	0:47.39 [5] (0:11.51)	0:35.88 [5] (0:11.79)	0:24.09 [5] (0:11.82)	0:12.27 [2] (0:12.27)
Average Speed [km/h]	47.8	62.4	60.5	60.3	60.2	61.5	62.9	61.8	61.3	58.8
Top Speed [km/h]	64.3	64.5	61.3	61.3	61.6	63.5	63.6	62.6	62.1	60.9
Avg. Dist. to Rail [m]	12.6	2.5	2.7	1.7	1.8	1.9	1.4	2.3	4.9	6.8
Avg. Stride Freq. [Hz]	1.8	2.2	2.2	2.2	2.1	2.2	2.2	2.2	2.2	2.2
Avg. Stride Length [m]	7.4	7.8	7.8	7.8	7.8	7.7	7.7	7.8	7.6	7.4



- [ ] Ranking at each section and finish
- .-.- No data available at this section
- NA No data available



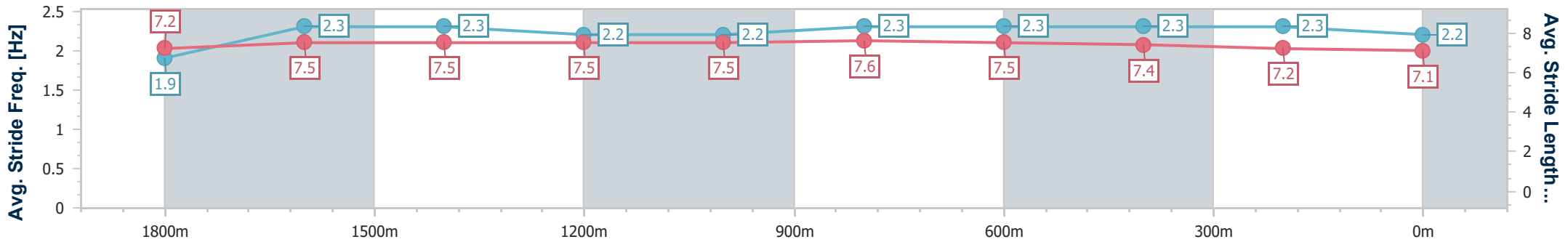
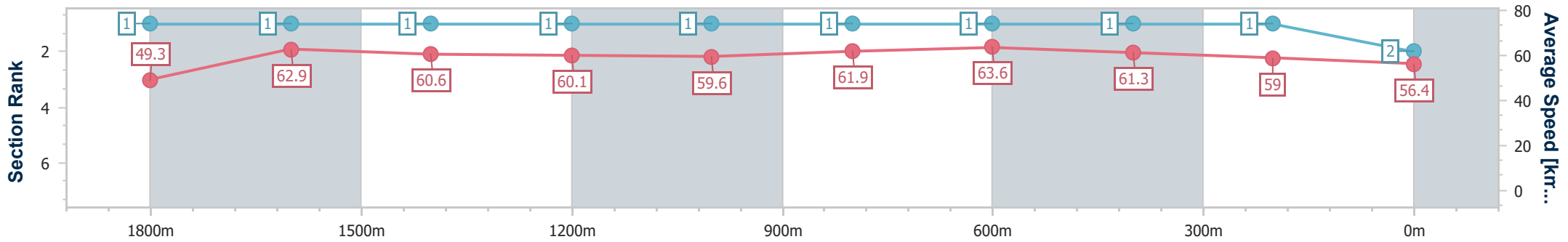
Horse/Jockey Name	Mooloolaba
Final Rank	2
Fastest Section Time (Section)	0:11.37 (800m)
Top Speed [km/h] (Section)	66.9 (Overall)
Race State	Finished



Townsville QLD Professional  
 Race 6: LADBROKES WINTER CUP OPEN Handicap - 2000m  
 20 July 2024 - 16:14  
 Track Rating: Soft 5, Weather: Fine, Rail Position: +3.5m Entire



Section	Overall	1800m	1600m	1400m	1200m	1000m	800m	600m	400m	200m
Section Times	2:02.35 [2] (0:14.60)	1:47.75 [1] (0:11.65)	1:36.10 [1] (0:12.09)	1:24.01 [1] (0:12.03)	1:11.98 [1] (0:12.06)	0:59.92 [1] (0:11.66)	0:48.26 [1] (0:11.37)	0:36.89 [1] (0:11.84)	0:25.05 [1] (0:12.27)	0:12.78 [1] (0:12.78)
Average Speed [km/h]	49.3	62.9	60.6	60.1	59.6	61.9	63.6	61.3	59.0	56.4
Top Speed [km/h]	66.9	64.7	61.3	61.1	60.6	63.8	64.4	63.0	59.7	57.9
Avg. Dist. to Rail [m]	11.5	4.0	2.3	1.0	0.8	0.3	1.0	1.8	1.9	2.3
Avg. Stride Freq. [Hz]	1.9	2.3	2.3	2.2	2.2	2.3	2.3	2.3	2.3	2.2
Avg. Stride Length [m]	7.2	7.5	7.5	7.5	7.5	7.6	7.5	7.4	7.2	7.1



- [ ] Ranking at each section and finish
- .-.- No data available at this section
- NA No data available



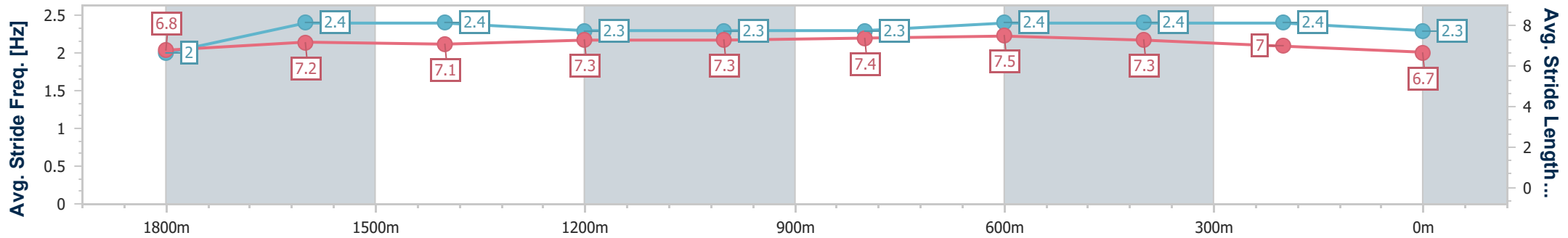
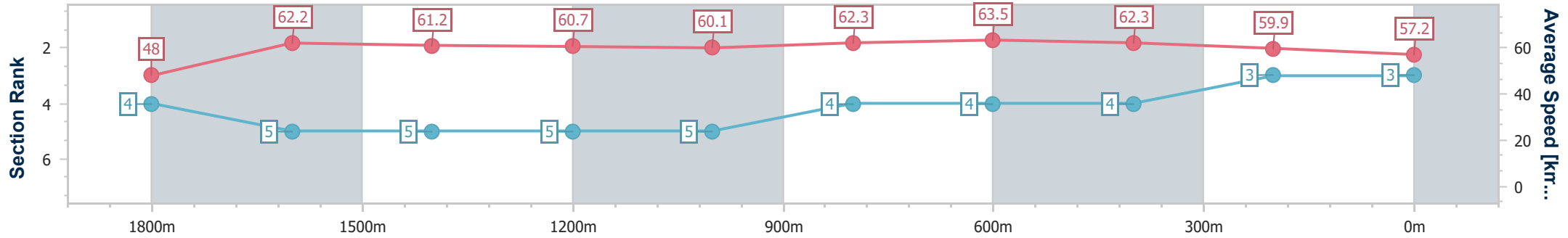
Horse/Jockey Name	Phoenix Flyer
Final Rank	3
Fastest Section Time (Section)	0:11.53 (800m)
Top Speed [km/h] (Section)	65.2 (800m)
Race State	Finished



Townsville QLD Professional  
 Race 6: LADBROKES WINTER CUP OPEN Handicap - 2000m  
 20 July 2024 - 16:14  
 Track Rating: Soft 5, Weather: Fine, Rail Position: +3.5m Entire



Section	Overall	1800m	1600m	1400m	1200m	1000m	800m	600m	400m	200m
Section Times	2:02.54 [3] (0:15.02)	1:47.52 [4] (0:11.83)	1:35.69 [5] (0:12.09)	1:23.60 [5] (0:11.96)	1:11.64 [5] (0:11.99)	0:59.65 [5] (0:11.69)	0:47.96 [4] (0:11.53)	0:36.43 [4] (0:11.72)	0:24.71 [4] (0:12.08)	0:12.63 [3] (0:12.63)
Average Speed [km/h]	48.0	62.2	61.2	60.7	60.1	62.3	63.5	62.3	59.9	57.2
Top Speed [km/h]	63.2	63.5	62.2	61.6	61.4	64.1	65.2	64.3	61.5	60.5
Avg. Dist. to Rail [m]	12.1	4.6	4.2	2.5	2.5	2.2	3.1	3.0	4.2	5.7
Avg. Stride Freq. [Hz]	2.0	2.4	2.4	2.3	2.3	2.3	2.4	2.4	2.4	2.3
Avg. Stride Length [m]	6.8	7.2	7.1	7.3	7.3	7.4	7.5	7.3	7.0	6.7



- [ ] Ranking at each section and finish
- .-.- No data available at this section
- NA No data available



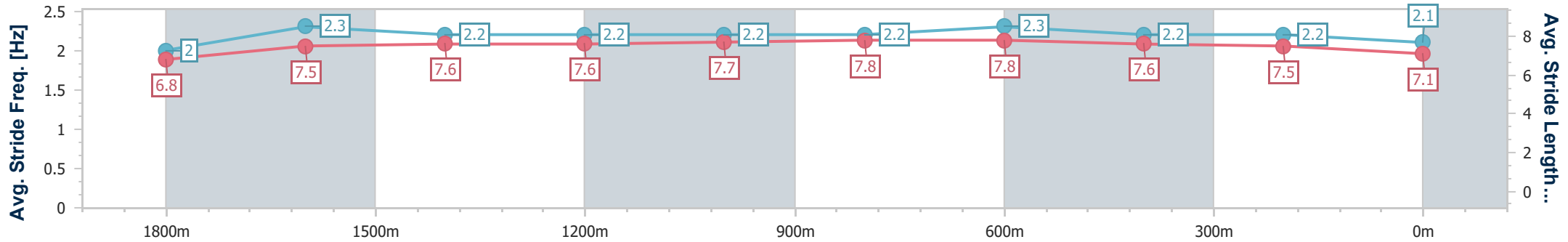
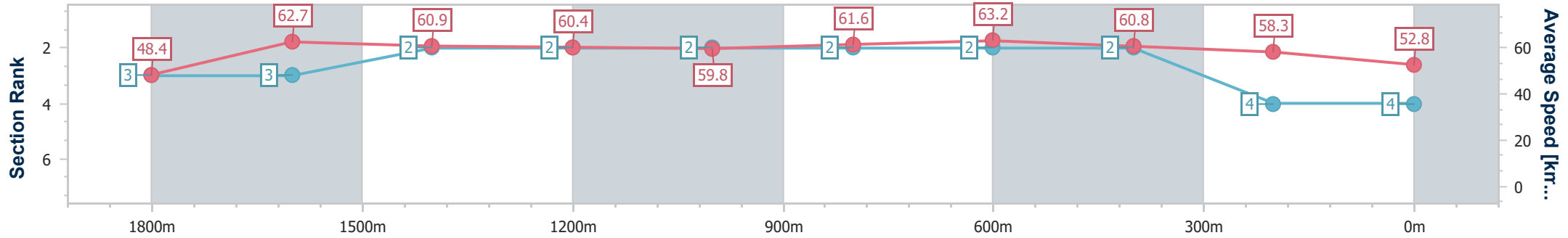
Horse/Jockey Name	Olympic Korchnoi
Final Rank	4
Fastest Section Time (Section)	0:11.47 (800m)
Top Speed [km/h] (Section)	65.4 (Overall)
Race State	Finished



Townsville QLD Professional  
 Race 6: LADBROKES WINTER CUP OPEN Handicap - 2000m  
 20 July 2024 - 16:14  
 Track Rating: Soft 5, Weather: Fine, Rail Position: +3.5m Entire



Section	Overall	1800m	1600m	1400m	1200m	1000m	800m	600m	400m	200m
Section Times	2:03.79 [4] (0:14.90)	1:48.89 [3] (0:11.69)	1:37.20 [3] (0:11.99)	1:25.21 [2] (0:11.94)	1:13.27 [2] (0:12.05)	1:01.22 [2] (0:11.74)	0:49.48 [2] (0:11.47)	0:38.01 [2] (0:11.94)	0:26.07 [2] (0:12.40)	0:13.67 [4] (0:13.67)
Average Speed [km/h]	48.4	62.7	60.9	60.4	59.8	61.6	63.2	60.8	58.3	52.8
Top Speed [km/h]	65.4	64.9	61.4	61.1	60.6	63.4	64.2	62.5	59.7	57.0
Avg. Dist. to Rail [m]	13.3	4.5	1.8	1.4	1.4	0.9	1.6	1.8	2.6	4.0
Avg. Stride Freq. [Hz]	2.0	2.3	2.2	2.2	2.2	2.2	2.3	2.2	2.2	2.1
Avg. Stride Length [m]	6.8	7.5	7.6	7.6	7.7	7.8	7.8	7.6	7.5	7.1



- [ ] Ranking at each section and finish
- .-.- No data available at this section
- NA No data available



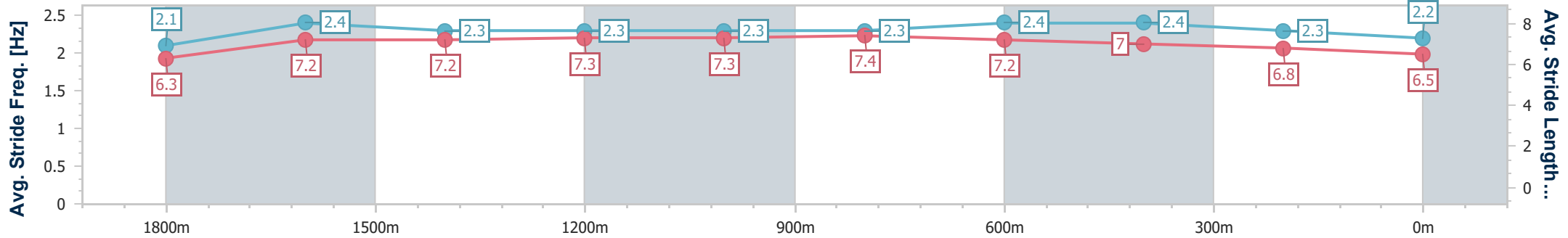
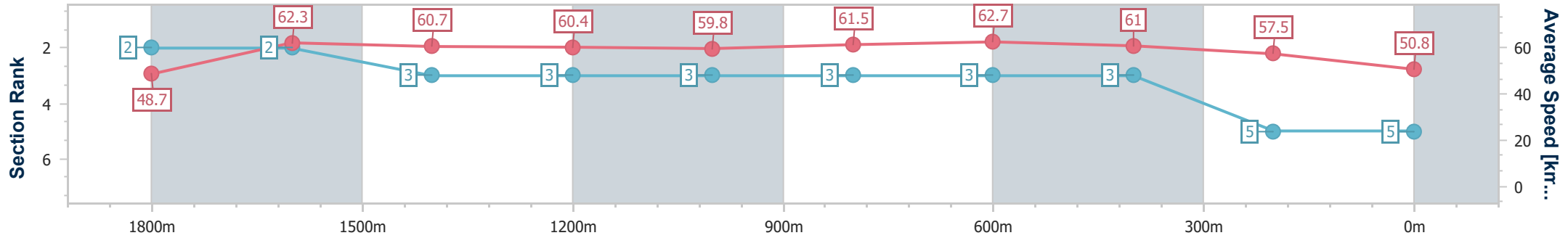
Horse/Jockey Name	Third Realm
Final Rank	5
Fastest Section Time (Section)	0:11.53 (800m)
Top Speed [km/h] (Section)	64.8 (Overall)
Race State	Finished



Townsville QLD Professional  
 Race 6: LADBROKES WINTER CUP OPEN Handicap - 2000m  
 20 July 2024 - 16:14  
 Track Rating: Soft 5, Weather: Fine, Rail Position: +3.5m Entire



Section	Overall	1800m	1600m	1400m	1200m	1000m	800m	600m	400m	200m
Section Times	2:04.59 [5] (0:14.81)	1:49.78 [2] (0:11.76)	1:38.02 [2] (0:12.06)	1:25.96 [3] (0:11.95)	1:14.01 [3] (0:12.04)	1:01.97 [3] (0:11.73)	0:50.24 [3] (0:11.53)	0:38.71 [3] (0:11.93)	0:26.78 [3] (0:12.58)	0:14.20 [5] (0:14.20)
Average Speed [km/h]	48.7	62.3	60.7	60.4	59.8	61.5	62.7	61.0	57.5	50.8
Top Speed [km/h]	64.8	64.2	61.7	61.5	60.7	63.1	63.3	62.6	59.5	55.5
Avg. Dist. to Rail [m]	10.9	3.7	2.4	1.1	0.7	0.3	1.0	2.1	3.5	4.6
Avg. Stride Freq. [Hz]	2.1	2.4	2.3	2.3	2.3	2.3	2.4	2.4	2.3	2.2
Avg. Stride Length [m]	6.3	7.2	7.2	7.3	7.3	7.4	7.2	7.0	6.8	6.5



- [ ] Ranking at each section and finish
- .-.- No data available at this section
- NA No data available



# Townsville QLD Professional

## Race 7: HIGGINS GROUP QTIS Three-Year-Old Handicap - 1300m

20 July 2024 - 16:42



Track Rating: Soft 5, Weather: Fine, Rail Position: +3.5m Entire

Section		Overall	1200m	1000m	800m	600m	400m	Last 600m				
Field Times		1:17.26 (0:09.14)	1:08.12 (0:11.42)	0:56.70 (0:10.87)	0:45.83 (0:11.35)	0:34.48 (0:11.49)	0:22.99 (0:11.31)	0:34.48				
Rank	TAB Horse/Jockey	Barrier	Top Speed [km/h]	Fastest Section	Distance Travelled [m]							
1	1 <b>BEAU RAIN</b> Lacey Morrison	3	67.0	0:09.49	1:17.26 [1] (0:09.49)	1:07.77 [3] (0:11.29)	0:56.48 [3] (0:10.99)	0:45.49 [4] (0:11.24)	0:34.25 [4] (0:11.54)	0:22.71 [4] (0:11.19)	0:34.25	
2	4 <b>RELIABLE WITNESS</b> Chelsea Jokic	2	68.8	0:09.56	1:17.29 [2] (0:09.56)	1:07.73 [4] (0:11.41)	0:56.32 [5] (0:11.08)	0:45.24 [5] (0:11.31)	0:33.93 [6] (0:11.33)	0:22.60 [6] (0:11.06)	0:33.93	+7
3	2 <b>YELLOWSTONE BETH</b> Ryan Wiggins	5	68.2	0:09.82	1:17.74 [3] (0:09.82)	1:07.92 [8] (0:11.45)	0:56.47 [8] (0:11.15)	0:45.32 [7] (0:11.24)	0:34.08 [8] (0:11.39)	0:22.69 [8] (0:11.02)	0:34.08	+1
4	3 <b>I EFF OH</b> Scott Sheargold	6	66.7	0:09.14	1:17.84 [4] (0:09.14)	1:08.70 [1] (0:11.42)	0:57.28 [1] (0:10.87)	0:46.41 [1] (0:11.35)	0:35.06 [1] (0:11.49)	0:23.57 [1] (0:11.31)	0:35.06	-2
5	8 <b>CRAICARO</b> Pietro Romeo	4	67.6	0:09.76	1:18.13 [5] (0:09.76)	1:08.37 [7] (0:11.45)	0:56.92 [6] (0:10.90)	0:46.02 [6] (0:11.10)	0:34.92 [5] (0:11.41)	0:23.51 [5] (0:11.53)	0:34.92	-4
6	7 <b>WEMYSS</b> Nathan Thomas	1	68.2	0:09.36	1:18.18 [6] (0:09.36)	1:08.82 [2] (0:11.43)	0:57.39 [4] (0:10.96)	0:46.43 [3] (0:11.24)	0:35.19 [3] (0:11.48)	0:23.71 [3] (0:11.57)	0:35.19	+1
7	6 <b>FEEASHIN MOON</b> Tyler Leslight	9	66.4	0:09.58	1:18.55 [7] (0:09.58)	1:08.97 [5] (0:11.09)	0:57.88 [2] (0:11.01)	0:46.87 [2] (0:11.27)	0:35.60 [2] (0:11.50)	0:24.10 [2] (0:11.89)	0:35.60	+2
8	5 <b>DATINKA</b> Isabella Teh	7	68.5	0:09.63	1:18.58 [8] (0:09.63)	1:08.95 [6] (0:11.60)	0:57.35 [7] (0:11.32)	0:46.03 [8] (0:10.92)	0:35.11 [7] (0:11.54)	0:23.57 [7] (0:11.48)	0:35.11	+8
9	9 <b>ROTH 'N' BUBBLE</b> Jackson Murphy	8	68.2	0:10.02	1:18.60 [9] (0:10.02)	1:08.58 [9] (0:11.51)	0:57.07 [9] (0:11.09)	0:45.98 [9] (0:11.05)	0:34.93 [9] (0:11.38)	0:23.55 [8] (0:11.42)	0:34.93	+2





# Townsville QLD Professional

## Race 7: HIGGINS GROUP QTIS Three-Year-Old Handicap - 1300m

20 July 2024 - 16:42



Track Rating: Soft 5, Weather: Fine, Rail Position: +3.5m Entire

Section							200m			Last 600m
Field Times							0:11.68			0:34.48
							(0:11.68)			
Rank	TAB	Horse/Jockey	Barrier	Top Speed [km/h]	Fastest Section	Margin			Distance Travelled [m]	
1	1	<b>BEAU RAIN</b>	3	67.0	0:09.49	0:11.52 [2]	1:17.26		0:34.25	
		Lacey Morrison		1000m	Overall	(0:11.52)				
2	4	<b>RELIABLE WITNESS</b>	2	68.8	0:09.56	0:11.54 [3]	0.19L		0:33.93 +7	
		Chelsea Jokic		1000m	Overall	(0:11.54)				
3	2	<b>YELLOWSTONE BETH</b>	5	68.2	0:09.82	0:11.67 [5]	2.83L		0:34.08 +1	
		Ryan Wiggins		1000m	Overall	(0:11.67)				
4	3	<b>I EFF OH</b>	6	66.7	0:09.14	0:12.26 [1]	3.44L		0:35.06 -2	
		Scott Sheargold		1000m	Overall	(0:12.26)				
5	8	<b>CRAICARO</b>	4	67.6	0:09.76	0:11.98 [6]	5.13L		0:34.92 -4	
		Pietro Romeo		1000m	Overall	(0:11.98)				
6	7	<b>WEMYSS</b>	1	68.2	0:09.36	0:12.14 [4]	5.42L		0:35.19 +1	
		Nathan Thomas		1000m	Overall	(0:12.14)				
7	6	<b>FEEASHIN MOON</b>	9	66.4	0:09.58	0:12.21 [7]	7.57L		0:35.60 +2	
		Tyler Leslight		1000m	Overall	(0:12.21)				
8	5	<b>DATINKA</b>	7	68.5	0:09.63	0:12.09 [9]	7.75L		0:35.11 +8	
		Isabella Teh		800m	Overall	(0:12.09)				
9	9	<b>ROTH 'N' BUBBLE</b>	8	68.2	0:10.02	0:12.13 [8]	7.89L		0:34.93 +2	
		Jackson Murphy		800m	Overall	(0:12.13)				



Horse/Jockey Name	Beau Rain
Final Rank	1
Fastest Section Time (Section)	0:09.49 (Overall)
Top Speed [km/h] (Section)	67.0 (1000m)
Race State	Finished



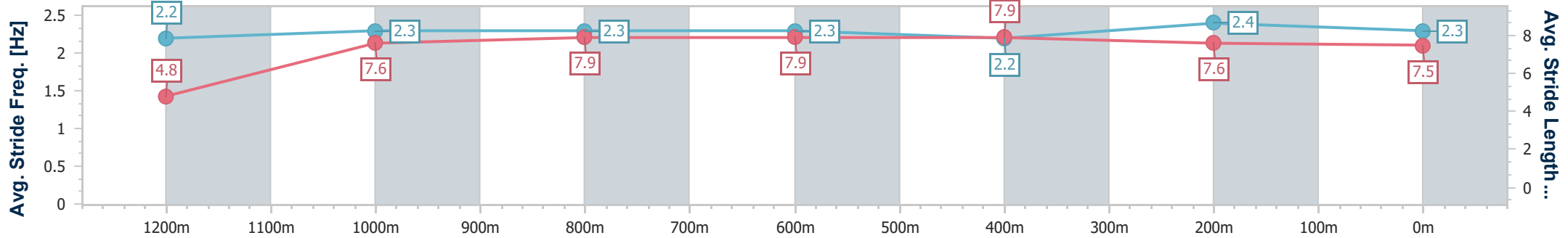
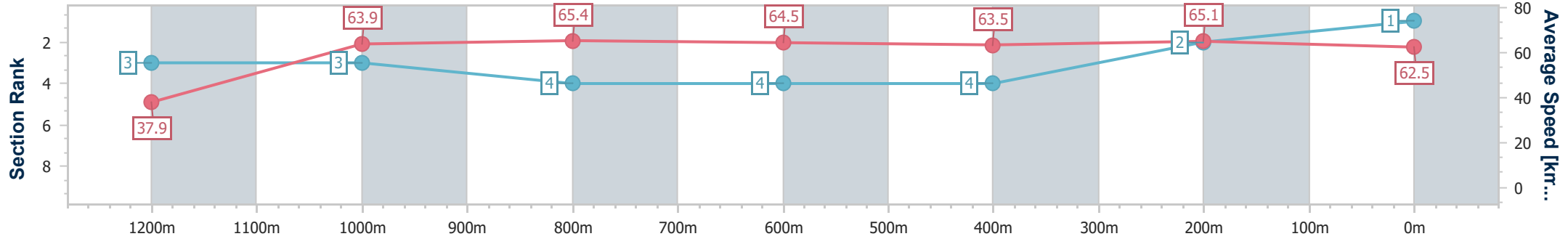
Townsville QLD Professional  
Race 7: HIGGINS GROUP QTIS Three-Year-Old Handicap - 1300m

20 July 2024 - 16:42

Track Rating: Soft 5, Weather: Fine, Rail Position: +3.5m Entire



Section	Overall	1200m	1000m	800m	600m	400m	200m
Section Times	1:17.26 [1] (0:09.49)	1:07.77 [3] (0:11.29)	0:56.48 [3] (0:10.99)	0:45.49 [4] (0:11.24)	0:34.25 [4] (0:11.54)	0:22.71 [4] (0:11.19)	0:11.52 [2] (0:11.52)
Average Speed [km/h]	37.9	63.9	65.4	64.5	63.5	65.1	62.5
Top Speed [km/h]	63.8	65.2	67.0	65.5	64.5	66.4	65.0
Avg. Dist. to Rail [m]	5.8	0.8	0.3	1.5	3.6	5.6	5.0
Avg. Stride Freq. [Hz]	2.2	2.3	2.3	2.3	2.2	2.4	2.3
Avg. Stride Length [m]	4.8	7.6	7.9	7.9	7.9	7.6	7.5



- [ ] Ranking at each section and finish
- .-.- No data available at this section
- NA No data available



Horse/Jockey Name	Reliable Witness
Final Rank	2
Fastest Section Time (Section)	0:09.56 (Overall)
Top Speed [km/h] (Section)	68.8 (1000m)
Race State	Finished



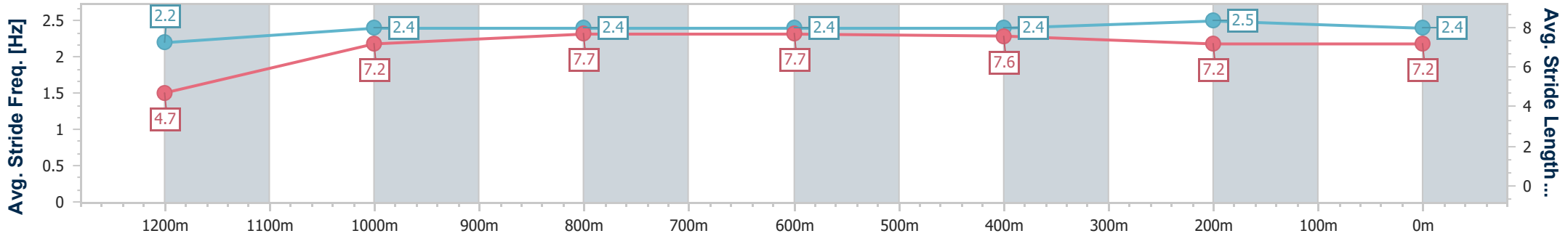
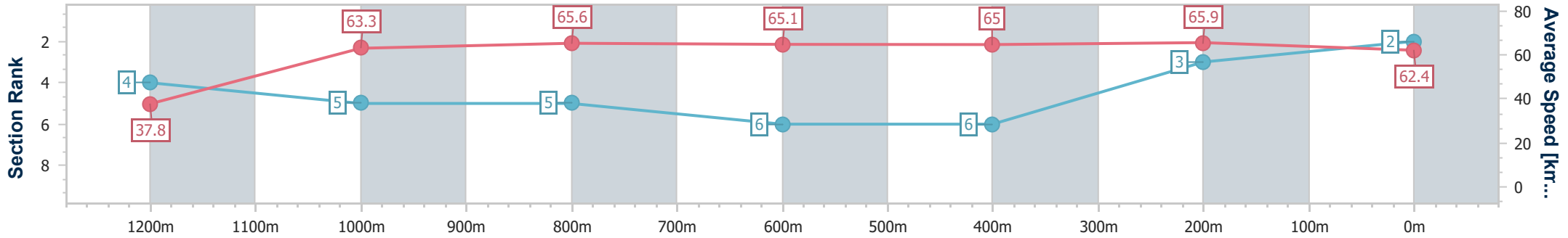
Townsville QLD Professional  
Race 7: HIGGINS GROUP QTIS Three-Year-Old Handicap - 1300m

20 July 2024 - 16:42

Track Rating: Soft 5, Weather: Fine, Rail Position: +3.5m Entire



Section	Overall	1200m	1000m	800m	600m	400m	200m
Section Times	1:17.29 [2] (0:09.56)	1:07.73 [4] (0:11.41)	0:56.32 [5] (0:11.08)	0:45.24 [5] (0:11.31)	0:33.93 [6] (0:11.33)	0:22.60 [6] (0:11.06)	0:11.54 [3] (0:11.54)
Average Speed [km/h]	37.8	63.3	65.6	65.1	65.0	65.9	62.4
Top Speed [km/h]	61.9	66.2	68.8	67.0	66.6	67.1	66.2
Avg. Dist. to Rail [m]	5.3	2.4	2.2	4.3	4.6	7.1	7.3
Avg. Stride Freq. [Hz]	2.2	2.4	2.4	2.4	2.4	2.5	2.4
Avg. Stride Length [m]	4.7	7.2	7.7	7.7	7.6	7.2	7.2



- [ ] Ranking at each section and finish
- .-.- No data available at this section
- NA No data available



Horse/Jockey Name	Yellowstone Beth
Final Rank	3
Fastest Section Time (Section)	0:09.82 (Overall)
Top Speed [km/h] (Section)	68.2 (1000m)
Race State	Finished



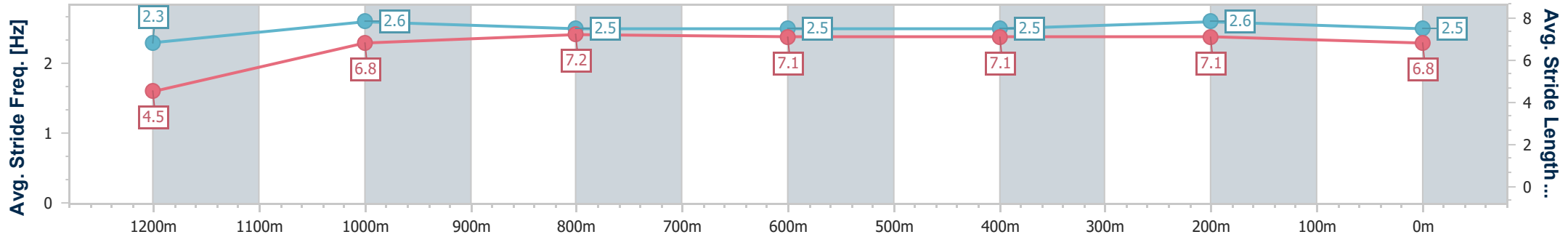
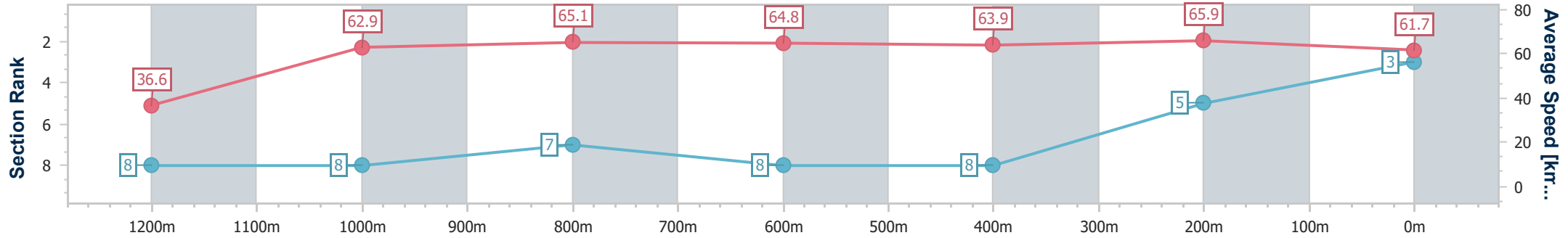
Townsville QLD Professional  
Race 7: HIGGINS GROUP QTIS Three-Year-Old Handicap - 1300m

20 July 2024 - 16:42

Track Rating: Soft 5, Weather: Fine, Rail Position: +3.5m Entire



Section	Overall	1200m	1000m	800m	600m	400m	200m
Section Times	1:17.74 [3] (0:09.82)	1:07.92 [8] (0:11.45)	0:56.47 [8] (0:11.15)	0:45.32 [7] (0:11.24)	0:34.08 [8] (0:11.39)	0:22.69 [8] (0:11.02)	0:11.67 [5]
Average Speed [km/h]	36.6	62.9	65.1	64.8	63.9	65.9	61.7
Top Speed [km/h]	60.1	65.3	68.2	67.9	67.1	67.1	64.9
Avg. Dist. to Rail [m]	5.4	0.6	1.4	2.7	2.2	5.9	7.3
Avg. Stride Freq. [Hz]	2.3	2.6	2.5	2.5	2.5	2.6	2.5
Avg. Stride Length [m]	4.5	6.8	7.2	7.1	7.1	7.1	6.8



- [ ] Ranking at each section and finish
- .-.- No data available at this section
- NA No data available



Horse/Jockey Name	I Eff Oh
Final Rank	4
Fastest Section Time (Section)	0:09.14 (Overall)
Top Speed [km/h] (Section)	66.7 (1000m)
Race State	Finished



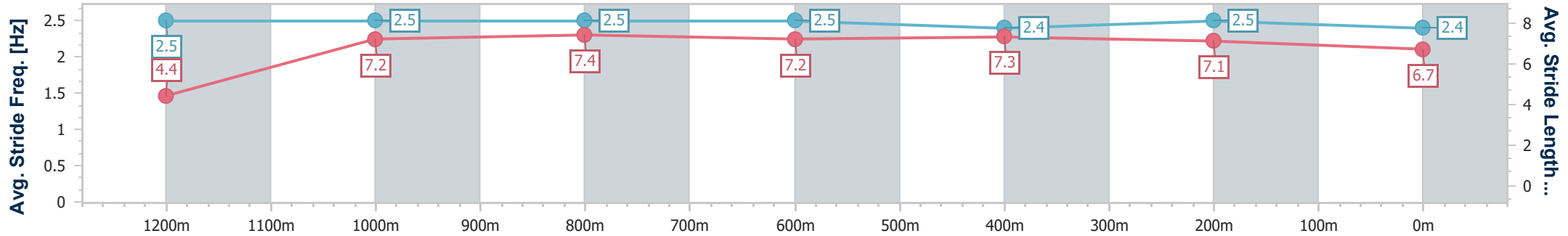
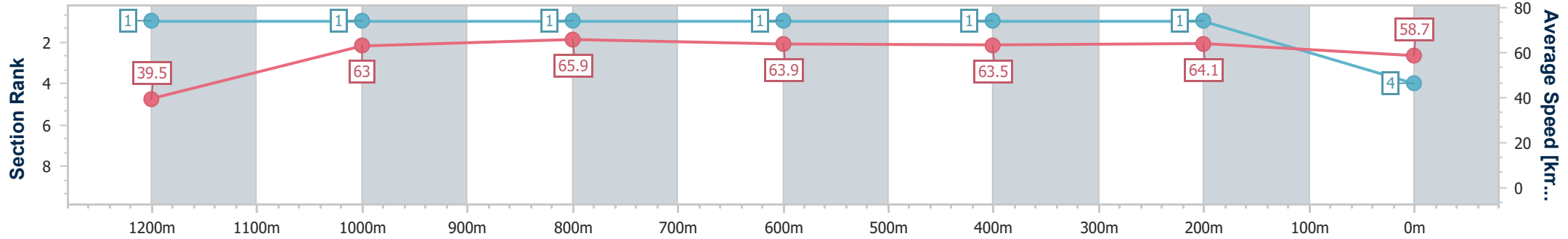
Townsville QLD Professional  
Race 7: HIGGINS GROUP QTIS Three-Year-Old Handicap - 1300m

20 July 2024 - 16:42

Track Rating: Soft 5, Weather: Fine, Rail Position: +3.5m Entire



Section	Overall	1200m	1000m	800m	600m	400m	200m
Section Times	1:17.84 [4] (0:09.14)	1:08.70 [1] (0:11.42)	0:57.28 [1] (0:10.87)	0:46.41 [1] (0:11.35)	0:35.06 [1] (0:11.49)	0:23.57 [1] (0:11.31)	0:12.26 [1] (0:12.26)
Average Speed [km/h]	39.5	63.0	65.9	63.9	63.5	64.1	58.7
Top Speed [km/h]	64.3	64.5	66.7	65.2	64.5	65.4	60.7
Avg. Dist. to Rail [m]	6.9	0.4	1.0	1.5	2.9	3.1	3.8
Avg. Stride Freq. [Hz]	2.5	2.5	2.5	2.5	2.4	2.5	2.4
Avg. Stride Length [m]	4.4	7.2	7.4	7.2	7.3	7.1	6.7



- [ ] Ranking at each section and finish
- .-.- No data available at this section
- NA No data available



Horse/Jockey Name	Craicaro
Final Rank	5
Fastest Section Time (Section)	0:09.76 (Overall)
Top Speed [km/h] (Section)	67.6 (1000m)
Race State	Finished



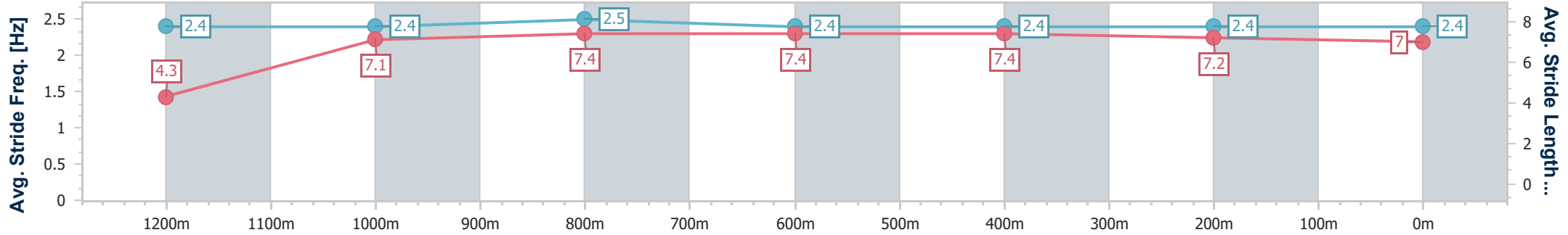
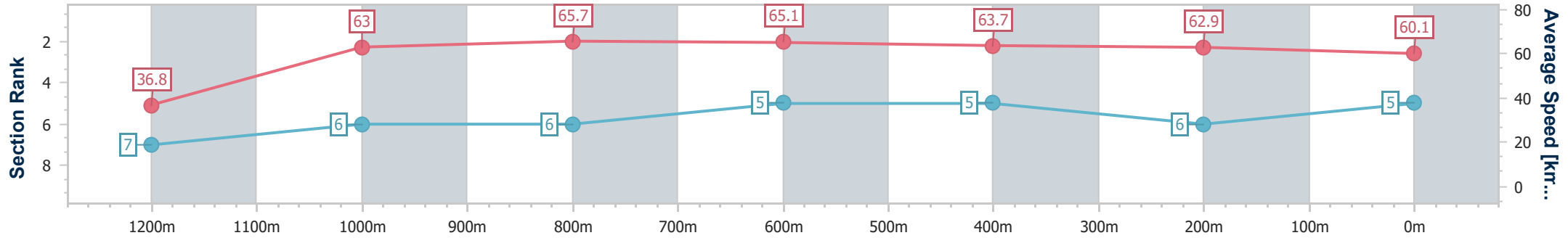
Townsville QLD Professional  
Race 7: HIGGINS GROUP QTIS Three-Year-Old Handicap - 1300m

20 July 2024 - 16:42

Track Rating: Soft 5, Weather: Fine, Rail Position: +3.5m Entire



Section	Overall	1200m	1000m	800m	600m	400m	200m
Section Times	1:18.13 [5] (0:09.76)	1:08.37 [7] (0:11.45)	0:56.92 [6] (0:10.90)	0:46.02 [6] (0:11.10)	0:34.92 [5] (0:11.41)	0:23.51 [5] (0:11.53)	0:11.98 [6] (0:11.98)
Average Speed [km/h]	36.8	63.0	65.7	65.1	63.7	62.9	60.1
Top Speed [km/h]	62.8	65.0	67.6	67.4	65.1	64.2	62.4
Avg. Dist. to Rail [m]	5.4	0.3	1.1	1.0	2.3	3.5	3.7
Avg. Stride Freq. [Hz]	2.4	2.4	2.5	2.4	2.4	2.4	2.4
Avg. Stride Length [m]	4.3	7.1	7.4	7.4	7.4	7.2	7.0



- [ ] Ranking at each section and finish
- .-.- No data available at this section
- NA No data available



Horse/Jockey Name	Wemyss
Final Rank	6
Fastest Section Time (Section)	0:09.36 (Overall)
Top Speed [km/h] (Section)	68.2 (1000m)
Race State	Finished



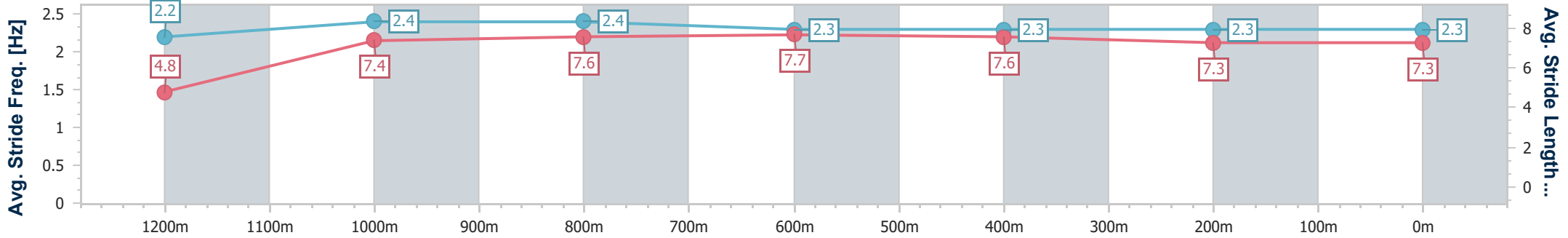
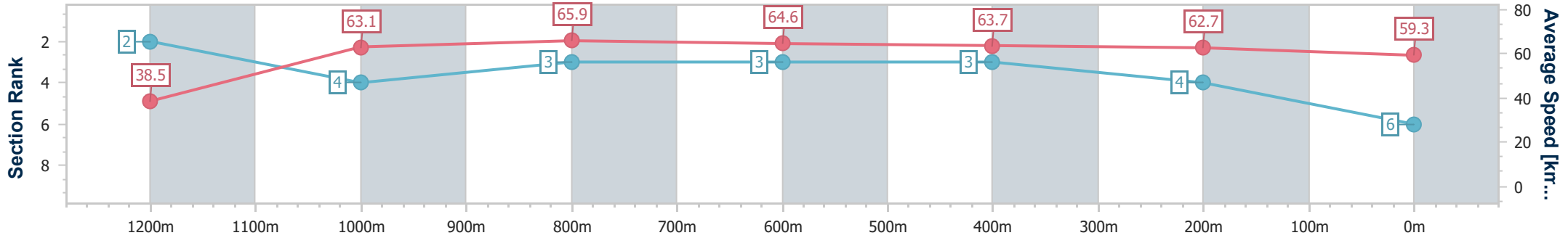
Townsville QLD Professional  
Race 7: HIGGINS GROUP QTIS Three-Year-Old Handicap - 1300m

20 July 2024 - 16:42

Track Rating: Soft 5, Weather: Fine, Rail Position: +3.5m Entire



Section	Overall	1200m	1000m	800m	600m	400m	200m
Section Times	1:18.18 [6] (0:09.36)	1:08.82 [2] (0:11.43)	0:57.39 [4] (0:10.96)	0:46.43 [3] (0:11.24)	0:35.19 [3] (0:11.48)	0:23.71 [3] (0:11.57)	0:12.14 [4] (0:12.14)
Average Speed [km/h]	38.5	63.1	65.9	64.6	63.7	62.7	59.3
Top Speed [km/h]	63.7	64.6	68.2	66.9	64.8	65.1	61.6
Avg. Dist. to Rail [m]	4.3	0.7	0.6	2.4	3.0	4.5	6.7
Avg. Stride Freq. [Hz]	2.2	2.4	2.4	2.3	2.3	2.3	2.3
Avg. Stride Length [m]	4.8	7.4	7.6	7.7	7.6	7.3	7.3



- [ ] Ranking at each section and finish
- .-.- No data available at this section
- NA No data available



Horse/Jockey Name	Feashin Moon
Final Rank	7
Fastest Section Time (Section)	0:09.58 (Overall)
Top Speed [km/h] (Section)	66.4 (1000m)
Race State	Finished



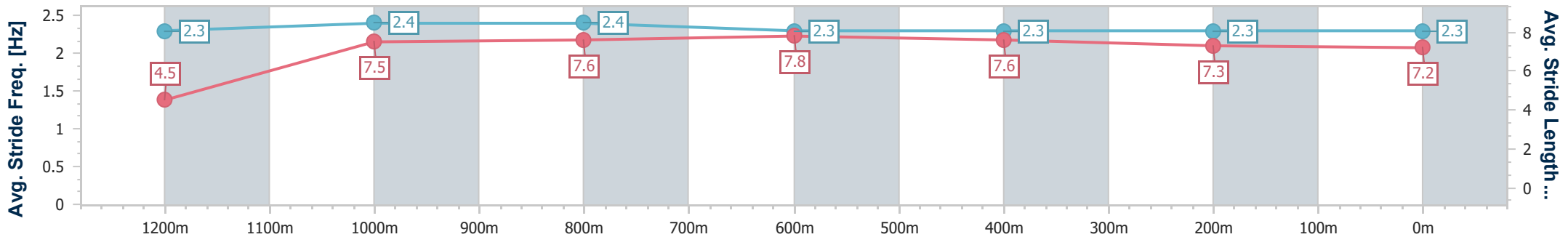
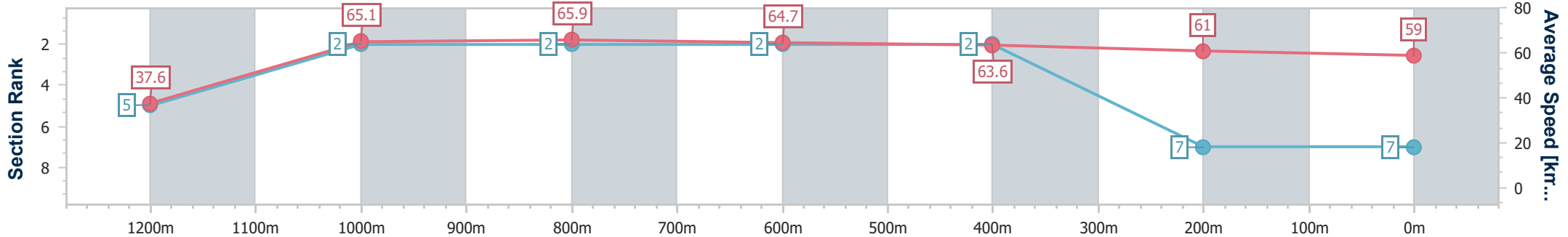
Townsville QLD Professional  
Race 7: HIGGINS GROUP QTIS Three-Year-Old Handicap - 1300m

20 July 2024 - 16:42

Track Rating: Soft 5, Weather: Fine, Rail Position: +3.5m Entire



Section	Overall	1200m	1000m	800m	600m	400m	200m
Section Times	1:18.55 [7] (0:09.58)	1:08.97 [5] (0:11.09)	0:57.88 [2] (0:11.01)	0:46.87 [2] (0:11.27)	0:35.60 [2] (0:11.50)	0:24.10 [2] (0:11.89)	0:12.21 [7] (0:12.21)
Average Speed [km/h]	37.6	65.1	65.9	64.7	63.6	61.0	59.0
Top Speed [km/h]	63.8	66.3	66.4	65.5	64.8	62.8	61.1
Avg. Dist. to Rail [m]	10.4	3.4	1.9	2.4	3.1	5.5	6.1
Avg. Stride Freq. [Hz]	2.3	2.4	2.4	2.3	2.3	2.3	2.3
Avg. Stride Length [m]	4.5	7.5	7.6	7.8	7.6	7.3	7.2



- [ ] Ranking at each section and finish
- .-.- No data available at this section
- NA No data available





Horse/Jockey Name	Datinka
Final Rank	8
Fastest Section Time (Section)	0:09.63 (Overall)
Top Speed [km/h] (Section)	68.5 (800m)
Race State	Finished



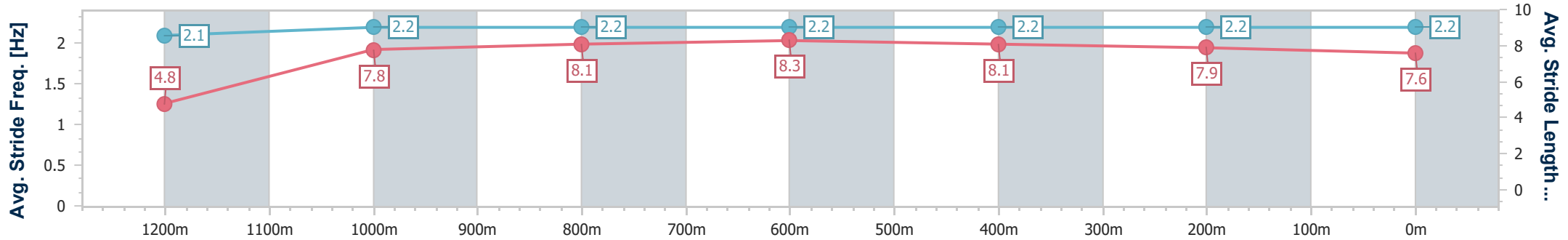
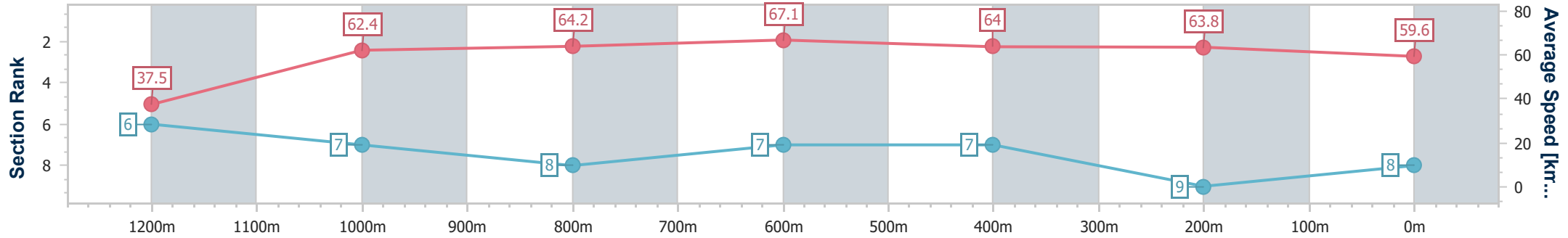
Townsville QLD Professional  
Race 7: HIGGINS GROUP QTIS Three-Year-Old Handicap - 1300m

20 July 2024 - 16:42

Track Rating: Soft 5, Weather: Fine, Rail Position: +3.5m Entire



Section	Overall	1200m	1000m	800m	600m	400m	200m
Section Times	1:18.58 [8] (0:09.63)	1:08.95 [6] (0:11.60)	0:57.35 [7] (0:11.32)	0:46.03 [8] (0:10.92)	0:35.11 [7] (0:11.54)	0:23.57 [7] (0:11.48)	0:12.09 [9] (0:12.09)
Average Speed [km/h]	37.5	62.4	64.2	67.1	64.0	63.8	59.6
Top Speed [km/h]	60.8	64.3	67.2	68.5	65.2	64.7	63.2
Avg. Dist. to Rail [m]	9.5	3.2	2.3	3.3	5.6	9.3	10.4
Avg. Stride Freq. [Hz]	2.1	2.2	2.2	2.2	2.2	2.2	2.2
Avg. Stride Length [m]	4.8	7.8	8.1	8.3	8.1	7.9	7.6



- [ ] Ranking at each section and finish
- .-.- No data available at this section
- NA No data available



Horse/Jockey Name	Roth 'N' Bubble
Final Rank	9
Fastest Section Time (Section)	0:10.02 (Overall)
Top Speed [km/h] (Section)	68.2 (800m)
Race State	Finished



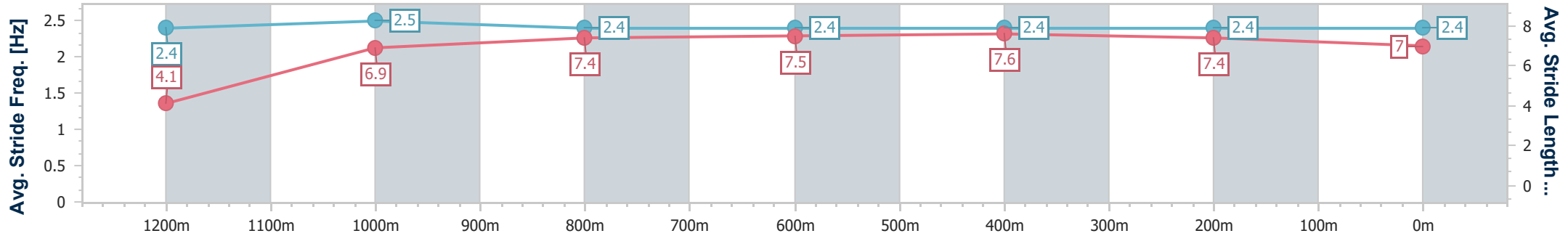
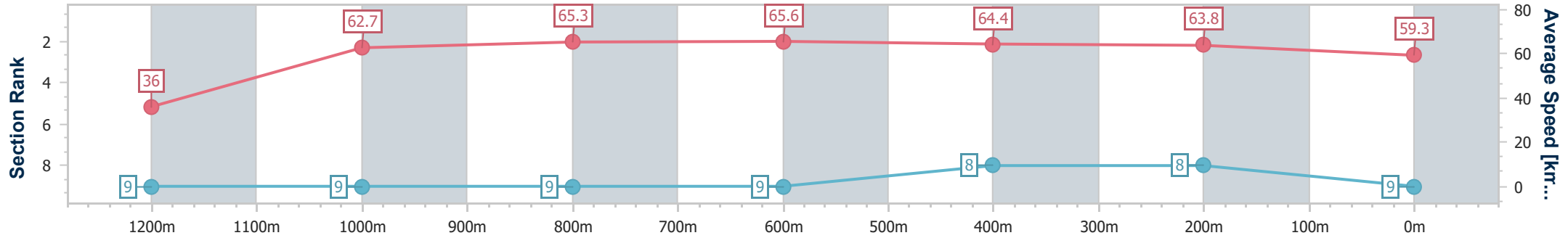
Townsville QLD Professional  
Race 7: HIGGINS GROUP QTIS Three-Year-Old Handicap - 1300m

20 July 2024 - 16:42

Track Rating: Soft 5, Weather: Fine, Rail Position: +3.5m Entire



Section	Overall	1200m	1000m	800m	600m	400m	200m
Section Times	1:18.60 [9] (0:10.02)	1:08.58 [9] (0:11.51)	0:57.07 [9] (0:11.09)	0:45.98 [9] (0:11.05)	0:34.93 [9] (0:11.38)	0:23.55 [8] (0:11.42)	0:12.13 [8] (0:12.13)
Average Speed [km/h]	36.0	62.7	65.3	65.6	64.4	63.8	59.3
Top Speed [km/h]	60.2	65.1	67.9	68.2	66.0	65.0	62.4
Avg. Dist. to Rail [m]	8.9	2.0	1.1	1.7	3.5	7.2	8.4
Avg. Stride Freq. [Hz]	2.4	2.5	2.4	2.4	2.4	2.4	2.4
Avg. Stride Length [m]	4.1	6.9	7.4	7.5	7.6	7.4	7.0



- [ ] Ranking at each section and finish
- .-.- No data available at this section
- NA No data available



# Townsville QLD Professional

## Race 8: TOWNSVILLE CITY COUNCIL MAYOR'S SPRINT OPEN Handicap - 1200m

20 July 2024 - 17:23



Track Rating: Soft 5, Weather: Fine, Rail Position: +3.5m Entire

Section		Overall	1000m	800m	600m	400m	200m	Last 600m					
Field Times		1:09.58 (0:14.07)	0:55.51 (0:10.84)	0:44.67 (0:10.67)	0:34.00 (0:11.17)	0:22.83 (0:11.33)	0:11.50 (0:11.50)	0:34.00					
Rank	TAB Horse/Jockey	Barrier	Top Speed [km/h]	Fastest Section	Margin							Distance Travelled [m]	
1	12 NORTHERN PRIDE Lacey Morrison	5	68.3 800m	0:10.79 800m	1:09.58 [1] (0:14.33)	0:55.25 [4] (0:10.96)	0:44.29 [5] (0:10.79)	0:33.50 [5] (0:11.08)	0:22.42 [5] (0:10.95)	0:11.47 [2] (0:11.47)	1:09.58	0:33.50	
2	2 FULL RECOGNITION Ryan Wiggins	1	67.7 800m	0:10.75 800m	1:09.66 [2] (0:14.36)	0:55.30 [5] (0:10.77)	0:44.53 [4] (0:10.75)	0:33.78 [4] (0:11.10)	0:22.68 [3] (0:11.10)	0:11.58 [1] (0:11.58)	0.48L	0:33.78	-4
3	5 HE'S XCEPTIONAL Adrian Layt	6	68.3 1000m	0:10.79 800m	1:09.87 [3] (0:14.71)	0:55.16 [9] (0:10.95)	0:44.21 [9] (0:10.79)	0:33.42 [9] (0:11.03)	0:22.39 [9] (0:10.81)	0:11.58 [5] (0:11.58)	1.72L	0:33.42	+0
4	9 MISSILE THUNDER Jackson Murphy	12	69.0 800m	0:10.60 800m	1:09.90 [4] (0:15.08)	0:54.82 [11] (0:10.98)	0:43.84 [11] (0:10.60)	0:33.24 [11] (0:11.08)	0:22.16 [11] (0:10.89)	0:11.27 [9] (0:11.27)	1.87L	0:33.24	+1
5	10 DEMON AWARD Nathan Thomas	4	67.9 800m	0:10.78 800m	1:10.17 [5] (0:14.58)	0:55.59 [7] (0:10.82)	0:44.77 [6] (0:10.78)	0:33.99 [6] (0:11.09)	0:22.90 [6] (0:11.21)	0:11.69 [8] (0:11.69)	3.49L	0:33.99	+0
6	3 GO GETABOY Tyler Leslight	9	68.3 800m	0:10.67 800m	1:10.24 [6] (0:14.07)	0:56.17 [1] (0:10.84)	0:45.33 [1] (0:10.67)	0:34.66 [1] (0:11.17)	0:23.49 [1] (0:11.39)	0:12.10 [3] (0:12.10)	3.89L	0:34.66	-5
7	6 REBEL SALUTE Chris Whiteley	3	68.5 400m	0:10.81 800m	1:10.26 [7] (0:14.64)	0:55.62 [8] (0:10.89)	0:44.73 [8] (0:10.81)	0:33.92 [8] (0:11.10)	0:22.82 [7] (0:10.99)	0:11.83 [7] (0:11.83)	4.01L	0:33.92	-2
8	1 SMART IMAGE Ashley Butler	10	69.6 800m	0:10.70 800m	1:10.33 [8] (0:14.83)	0:55.50 [10] (0:11.06)	0:44.44 [10] (0:10.70)	0:33.74 [10] (0:11.14)	0:22.60 [10] (0:10.91)	0:11.69 [10] (0:11.69)	4.4L	0:33.74	+5
9	4 CIRCULARITY Pietro Romeo	13	68.4 800m	0:10.83 800m	1:10.51 [9] (0:14.11)	0:56.40 [2] (0:10.92)	0:45.48 [2] (0:10.83)	0:34.65 [2] (0:11.13)	0:23.52 [4] (0:11.33)	0:12.19 [6] (0:12.19)	5.49L	0:34.65	+1
10	7 CHILLI JAM Isabella Teh	8	69.5 1000m	0:10.74 1000m	1:10.89 [10] (0:14.31)	0:56.58 [3] (0:10.74)	0:45.84 [3] (0:10.82)	0:35.02 [3] (0:11.05)	0:23.97 [2] (0:11.34)	0:12.63 [4] (0:12.63)	7.72L	0:35.02	+3

Scratched: Focus (#13), Ocean Emperor (#8)



**Townsville QLD Professional**  
**Race 8: TOWNSVILLE CITY COUNCIL MAYOR'S SPRINT OPEN Handicap**  
**- 1200m**  
**20 July 2024 - 17:23**



Track Rating: Soft 5, Weather: Fine, Rail Position: +3.5m Entire

Section	Overall	1000m	800m	600m	400m	200m	Last 600m
Field Times	1:09.58 (0:14.07)	0:55.51 (0:10.84)	0:44.67 (0:10.67)	0:34.00 (0:11.17)	0:22.83 (0:11.33)	0:11.50 (0:11.50)	0:34.00

Rank	TAB	Horse/Jockey	Barrier	Top Speed [km/h]	Fastest Section	Margin	Distance Travelled [m]
11	11	REGGIE'S BOY	7	68.7	0:10.80	8.27L	+5
		Corey Bayliss		800m	800m		

Scratched: Focus (#13), Ocean Emperor (#8)

[ ] Ranking at each section and finish  
 -:-:- No data available at this section  
 NA No data available

SCN Saddle cloth number  
 DNF Did not finish  
 DNT Did not track



Horse/Jockey Name	Northern Pride
Final Rank	1
Fastest Section Time (Section)	0:10.79 (800m)
Top Speed [km/h] (Section)	68.3 (800m)
Race State	Finished

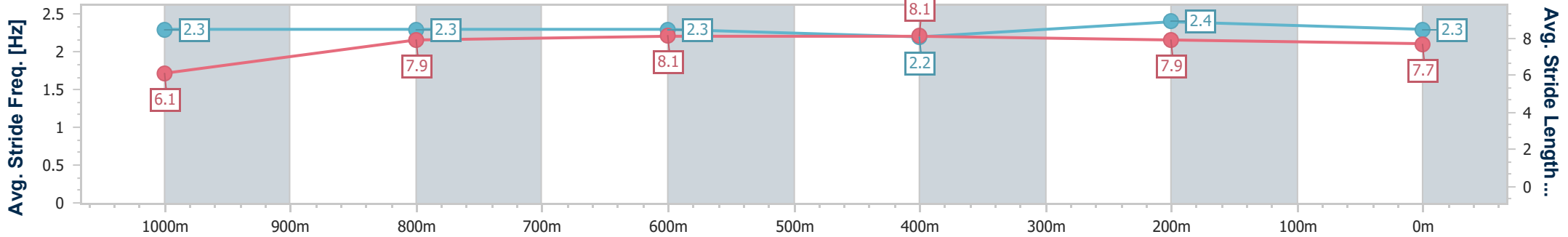
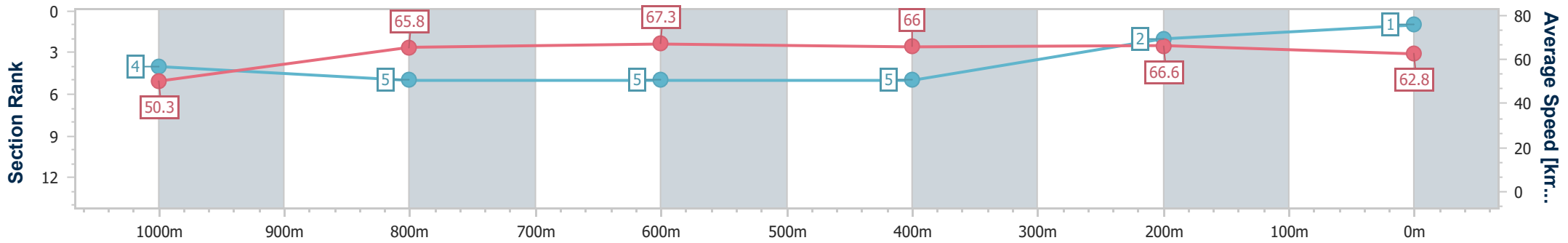


Townsville QLD Professional  
 Race 8: TOWNSVILLE CITY COUNCIL MAYOR'S SPRINT OPEN  
 Handicap - 1200m  
 20 July 2024 - 17:23



Track Rating: Soft 5, Weather: Fine, Rail Position: +3.5m Entire

Section	Overall	1000m	800m	600m	400m	200m
Section Times	1:09.58 [1] (0:14.33)	0:55.25 [4] (0:10.96)	0:44.29 [5] (0:10.79)	0:33.50 [5] (0:11.08)	0:22.42 [5] (0:10.95)	0:11.47 [2] (0:11.47)
Average Speed [km/h]	50.3	65.8	67.3	66.0	66.6	62.8
Top Speed [km/h]	67.7	67.6	68.3	67.0	67.8	66.0
Avg. Dist. to Rail [m]	2.8	0.5	1.7	3.3	6.3	5.2
Avg. Stride Freq. [Hz]	2.3	2.3	2.3	2.2	2.4	2.3
Avg. Stride Length [m]	6.1	7.9	8.1	8.1	7.9	7.7



- [ ] Ranking at each section and finish
- .-.- No data available at this section
- NA No data available



Horse/Jockey Name	Full Recognition
Final Rank	2
Fastest Section Time (Section)	0:10.75 (800m)
Top Speed [km/h] (Section)	67.7 (800m)
Race State	Finished

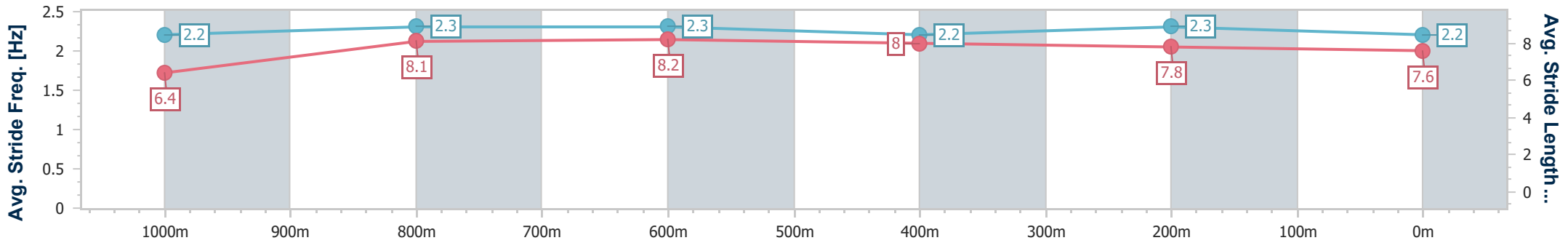
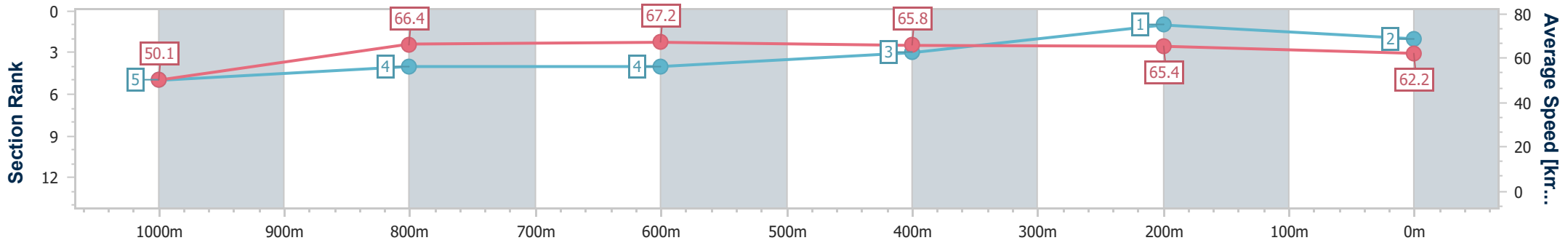


Townsville QLD Professional  
 Race 8: TOWNSVILLE CITY COUNCIL MAYOR'S SPRINT OPEN  
 Handicap - 1200m  
 20 July 2024 - 17:23



Track Rating: Soft 5, Weather: Fine, Rail Position: +3.5m Entire

Section	Overall	1000m	800m	600m	400m	200m
Section Times	1:09.66 [2] (0:14.36)	0:55.30 [5] (0:10.77)	0:44.53 [4] (0:10.75)	0:33.78 [4] (0:11.10)	0:22.68 [3] (0:11.10)	0:11.58 [1] (0:11.58)
Average Speed [km/h]	50.1	66.4	67.2	65.8	65.4	62.2
Top Speed [km/h]	66.3	66.9	67.7	67.2	66.1	64.6
Avg. Dist. to Rail [m]	1.7	1.1	1.0	2.7	4.9	4.3
Avg. Stride Freq. [Hz]	2.2	2.3	2.3	2.2	2.3	2.2
Avg. Stride Length [m]	6.4	8.1	8.2	8.0	7.8	7.6



- [ ] Ranking at each section and finish
- .-.- No data available at this section
- NA No data available



Horse/Jockey Name	He's Xceptional
Final Rank	3
Fastest Section Time (Section)	0:10.79 (800m)
Top Speed [km/h] (Section)	68.3 (1000m)
Race State	Finished

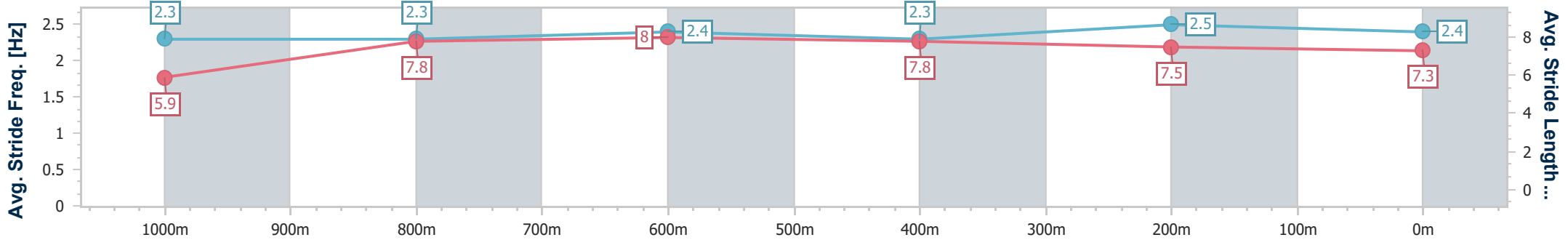
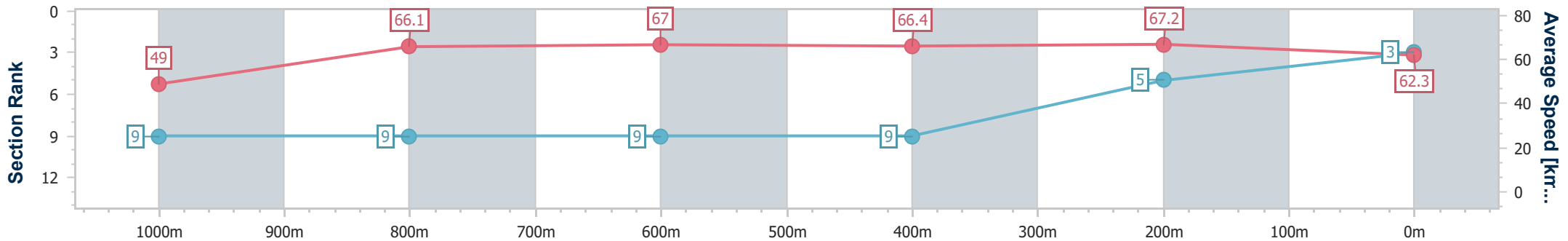


Townsville QLD Professional  
 Race 8: TOWNSVILLE CITY COUNCIL MAYOR'S SPRINT OPEN  
 Handicap - 1200m  
 20 July 2024 - 17:23



Track Rating: Soft 5, Weather: Fine, Rail Position: +3.5m Entire

Section	Overall	1000m	800m	600m	400m	200m
Section Times	1:09.87 [3] (0:14.71)	0:55.16 [9] (0:10.95)	0:44.21 [9] (0:10.79)	0:33.42 [9] (0:11.03)	0:22.39 [9] (0:10.81)	0:11.58 [5] (0:11.58)
Average Speed [km/h]	49.0	66.1	67.0	66.4	67.2	62.3
Top Speed [km/h]	65.5	68.3	68.0	67.3	68.1	66.1
Avg. Dist. to Rail [m]	4.4	0.8	0.9	3.3	7.0	7.2
Avg. Stride Freq. [Hz]	2.3	2.3	2.4	2.3	2.5	2.4
Avg. Stride Length [m]	5.9	7.8	8.0	7.8	7.5	7.3



- [ ] Ranking at each section and finish
- .-.- No data available at this section
- NA No data available



Horse/Jockey Name	Missile Thunder
Final Rank	4
Fastest Section Time (Section)	0:10.60 (800m)
Top Speed [km/h] (Section)	69.0 (800m)
Race State	Finished

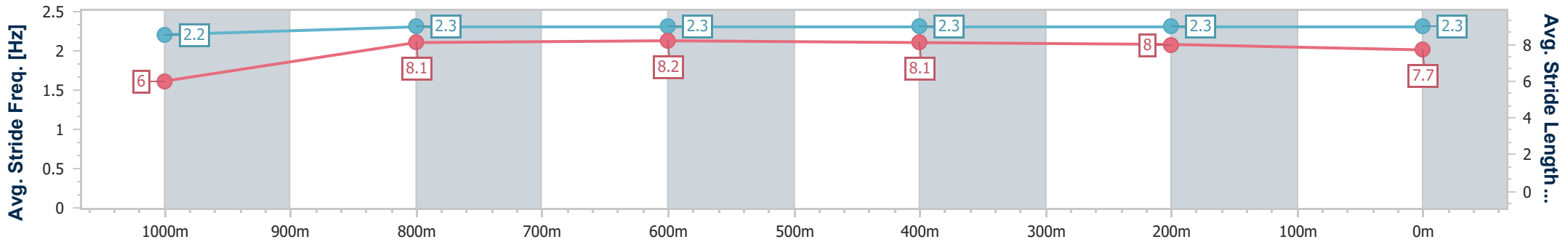
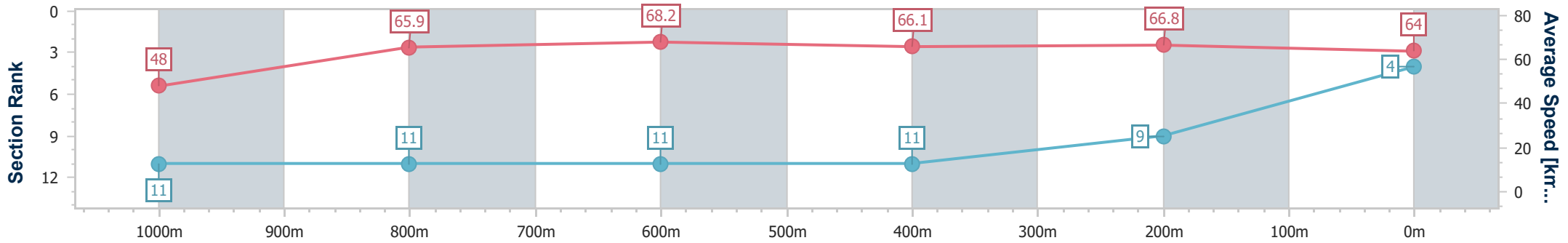


Townsville QLD Professional  
 Race 8: TOWNSVILLE CITY COUNCIL MAYOR'S SPRINT OPEN  
 Handicap - 1200m  
 20 July 2024 - 17:23



Track Rating: Soft 5, Weather: Fine, Rail Position: +3.5m Entire

Section	Overall	1000m	800m	600m	400m	200m
Section Times	1:09.90 [4] (0:15.08)	0:54.82 [11] (0:10.98)	0:43.84 [11] (0:10.60)	0:33.24 [11] (0:11.08)	0:22.16 [11] (0:10.89)	0:11.27 [9] (0:11.27)
Average Speed [km/h]	48.0	65.9	68.2	66.1	66.8	64.0
Top Speed [km/h]	65.3	68.1	69.0	68.0	67.7	65.9
Avg. Dist. to Rail [m]	8.3	1.3	1.1	3.3	6.5	7.8
Avg. Stride Freq. [Hz]	2.2	2.3	2.3	2.3	2.3	2.3
Avg. Stride Length [m]	6.0	8.1	8.2	8.1	8.0	7.7



- [ ] Ranking at each section and finish
- .-.- No data available at this section
- NA No data available





Horse/Jockey Name	Demon Award
Final Rank	5
Fastest Section Time (Section)	0:10.78 (800m)
Top Speed [km/h] (Section)	67.9 (800m)
Race State	Finished

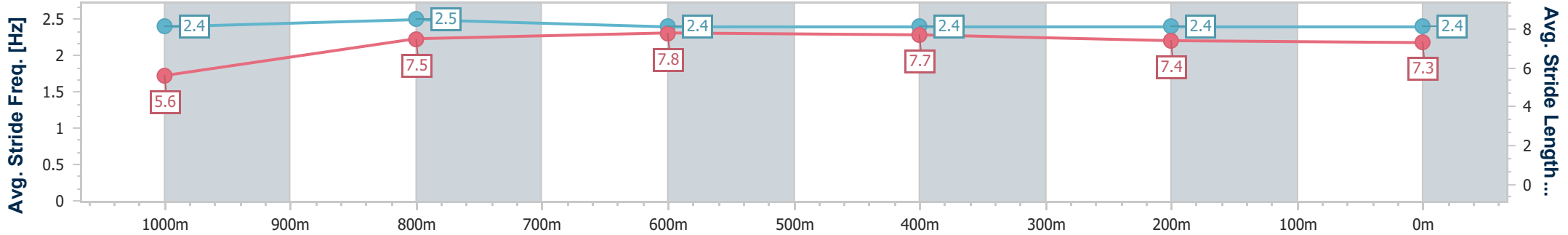
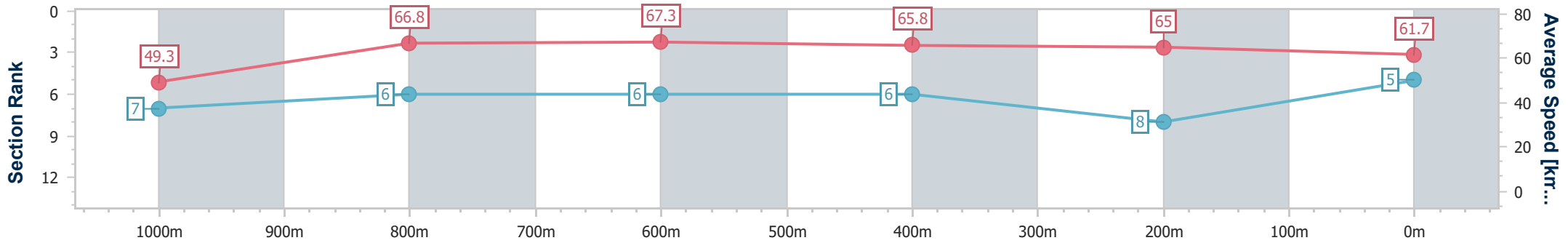


Townsville QLD Professional  
 Race 8: TOWNSVILLE CITY COUNCIL MAYOR'S SPRINT OPEN  
 Handicap - 1200m  
 20 July 2024 - 17:23



Track Rating: Soft 5, Weather: Fine, Rail Position: +3.5m Entire

Section	Overall	1000m	800m	600m	400m	200m
Section Times	1:10.17 [5] (0:14.58)	0:55.59 [7] (0:10.82)	0:44.77 [6] (0:10.78)	0:33.99 [6] (0:11.09)	0:22.90 [6] (0:11.21)	0:11.69 [8] (0:11.69)
Average Speed [km/h]	49.3	66.8	67.3	65.8	65.0	61.7
Top Speed [km/h]	66.9	67.6	67.9	67.8	66.5	64.8
Avg. Dist. to Rail [m]	4.4	0.8	1.3	3.1	7.3	9.2
Avg. Stride Freq. [Hz]	2.4	2.5	2.4	2.4	2.4	2.4
Avg. Stride Length [m]	5.6	7.5	7.8	7.7	7.4	7.3



- [ ] Ranking at each section and finish
- .-.- No data available at this section
- NA No data available



Horse/Jockey Name	Go Getaboy
Final Rank	6
Fastest Section Time (Section)	0:10.67 (800m)
Top Speed [km/h] (Section)	68.3 (800m)
Race State	Finished

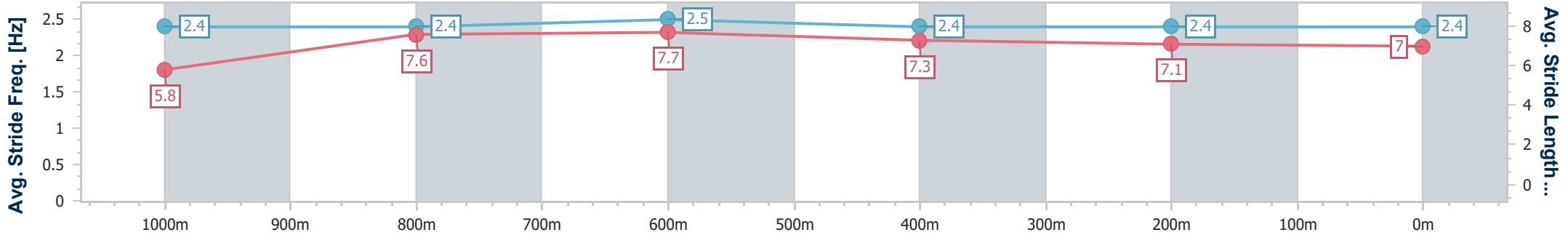
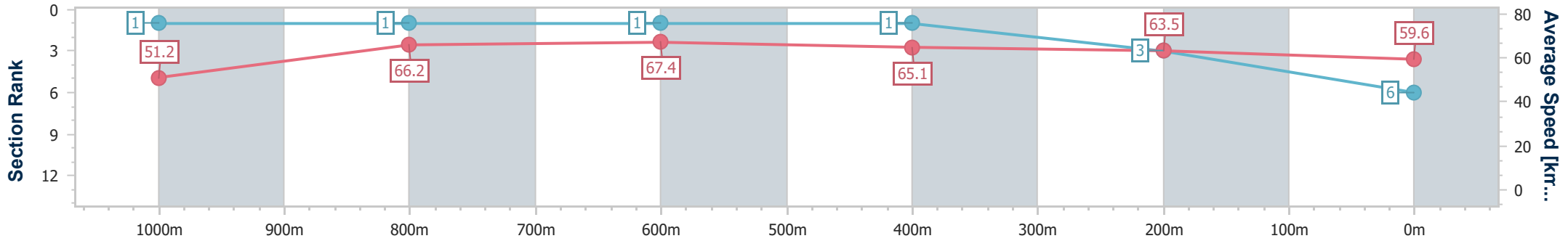


Townsville QLD Professional  
 Race 8: TOWNSVILLE CITY COUNCIL MAYOR'S SPRINT OPEN  
 Handicap - 1200m  
 20 July 2024 - 17:23



Track Rating: Soft 5, Weather: Fine, Rail Position: +3.5m Entire

Section	Overall	1000m	800m	600m	400m	200m
Section Times	1:10.24 [6] (0:14.07)	0:56.17 [1] (0:10.84)	0:45.33 [1] (0:10.67)	0:34.66 [1] (0:11.17)	0:23.49 [1] (0:11.39)	0:12.10 [3] (0:12.10)
Average Speed [km/h]	51.2	66.2	67.4	65.1	63.5	59.6
Top Speed [km/h]	68.1	67.4	68.3	66.5	64.9	60.8
Avg. Dist. to Rail [m]	5.9	0.7	0.7	2.0	3.2	3.8
Avg. Stride Freq. [Hz]	2.4	2.4	2.5	2.4	2.4	2.4
Avg. Stride Length [m]	5.8	7.6	7.7	7.3	7.1	7.0



- [ ] Ranking at each section and finish
- .-.- No data available at this section
- NA No data available



Horse/Jockey Name	Rebel Salute
Final Rank	7
Fastest Section Time (Section)	0:10.81 (800m)
Top Speed [km/h] (Section)	68.5 (400m)
Race State	Finished

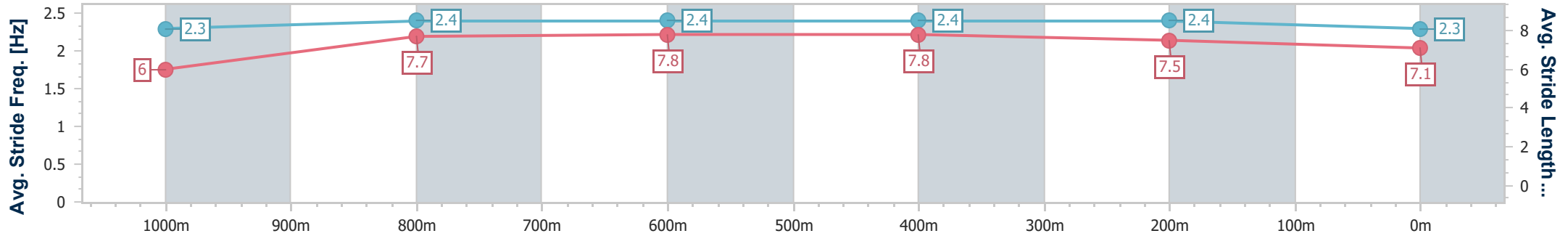
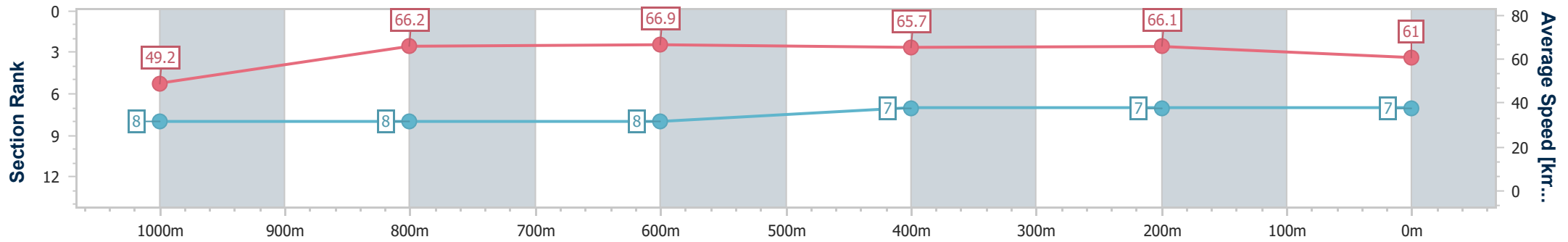


Townsville QLD Professional  
 Race 8: TOWNSVILLE CITY COUNCIL MAYOR'S SPRINT OPEN  
 Handicap - 1200m  
 20 July 2024 - 17:23



Track Rating: Soft 5, Weather: Fine, Rail Position: +3.5m Entire

Section	Overall	1000m	800m	600m	400m	200m
Section Times	1:10.26 [7] (0:14.64)	0:55.62 [8] (0:10.89)	0:44.73 [8] (0:10.81)	0:33.92 [8] (0:11.10)	0:22.82 [7] (0:10.99)	0:11.83 [7] (0:11.83)
Average Speed [km/h]	49.2	66.2	66.9	65.7	66.1	61.0
Top Speed [km/h]	66.0	67.5	68.2	67.9	68.5	63.5
Avg. Dist. to Rail [m]	2.8	0.3	1.0	2.7	5.0	5.5
Avg. Stride Freq. [Hz]	2.3	2.4	2.4	2.4	2.4	2.3
Avg. Stride Length [m]	6.0	7.7	7.8	7.8	7.5	7.1



- [ ] Ranking at each section and finish
- .-.- No data available at this section
- NA No data available



Horse/Jockey Name	Smart Image
Final Rank	8
Fastest Section Time (Section)	0:10.70 (800m)
Top Speed [km/h] (Section)	69.6 (800m)
Race State	Finished

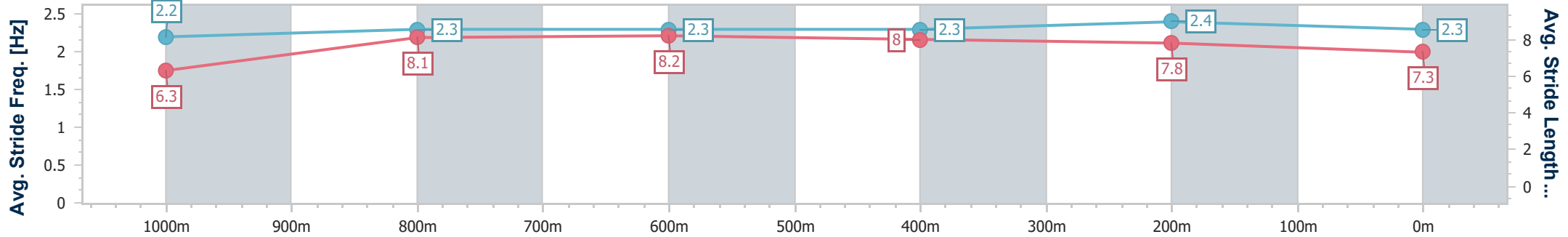
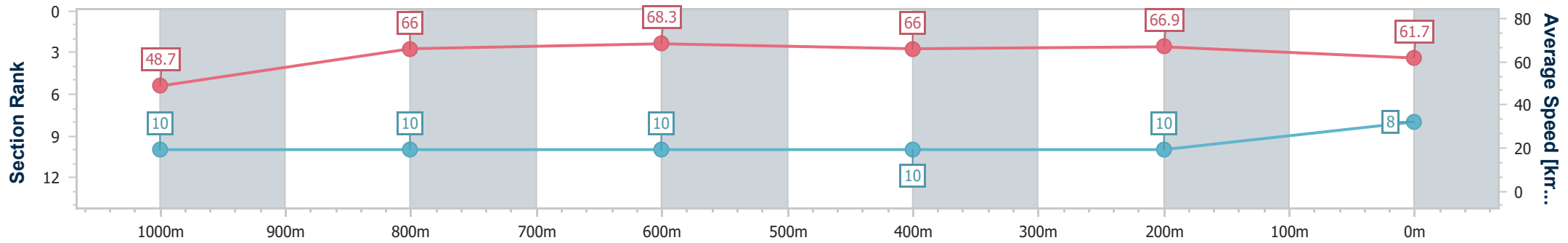


Townsville QLD Professional  
 Race 8: TOWNSVILLE CITY COUNCIL MAYOR'S SPRINT OPEN  
 Handicap - 1200m  
 20 July 2024 - 17:23



Track Rating: Soft 5, Weather: Fine, Rail Position: +3.5m Entire

Section	Overall	1000m	800m	600m	400m	200m
Section Times	1:10.33 [8] (0:14.83)	0:55.50 [10] (0:11.06)	0:44.44 [10] (0:10.70)	0:33.74 [10] (0:11.14)	0:22.60 [10] (0:10.91)	0:11.69 [10] (0:11.69)
Average Speed [km/h]	48.7	66.0	68.3	66.0	66.9	61.7
Top Speed [km/h]	65.9	68.7	69.6	67.4	68.0	65.8
Avg. Dist. to Rail [m]	7.5	2.3	3.1	4.8	8.6	10.5
Avg. Stride Freq. [Hz]	2.2	2.3	2.3	2.3	2.4	2.3
Avg. Stride Length [m]	6.3	8.1	8.2	8.0	7.8	7.3



- [ ] Ranking at each section and finish
- .-.- No data available at this section
- NA No data available



Horse/Jockey Name	Circularity
Final Rank	9
Fastest Section Time (Section)	0:10.83 (800m)
Top Speed [km/h] (Section)	68.4 (800m)
Race State	Finished

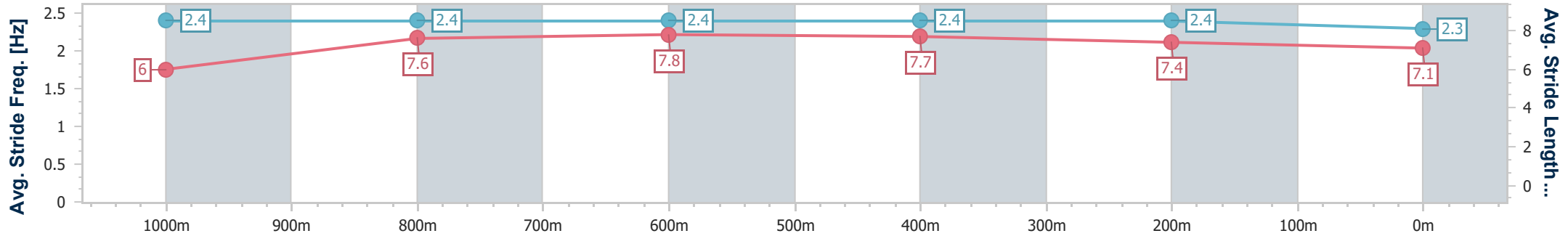
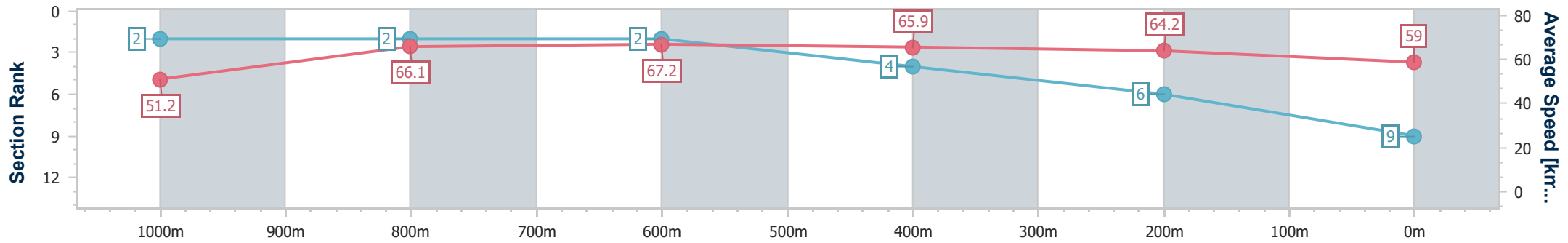


Townsville QLD Professional  
 Race 8: TOWNSVILLE CITY COUNCIL MAYOR'S SPRINT OPEN  
 Handicap - 1200m  
 20 July 2024 - 17:23



Track Rating: Soft 5, Weather: Fine, Rail Position: +3.5m Entire

Section	Overall	1000m	800m	600m	400m	200m
Section Times	1:10.51 [9] (0:14.11)	0:56.40 [2] (0:10.92)	0:45.48 [2] (0:10.83)	0:34.65 [2] (0:11.13)	0:23.52 [4] (0:11.33)	0:12.19 [6] (0:12.19)
Average Speed [km/h]	51.2	66.1	67.2	65.9	64.2	59.0
Top Speed [km/h]	67.4	67.7	68.4	67.4	65.1	62.6
Avg. Dist. to Rail [m]	7.3	0.7	1.9	3.9	5.7	6.5
Avg. Stride Freq. [Hz]	2.4	2.4	2.4	2.4	2.4	2.3
Avg. Stride Length [m]	6.0	7.6	7.8	7.7	7.4	7.1



- [ ] Ranking at each section and finish
- .-.- No data available at this section
- NA No data available



Horse/Jockey Name	Chilli Jam
Final Rank	10
Fastest Section Time (Section)	0:10.74 (1000m)
Top Speed [km/h] (Section)	69.5 (1000m)
Race State	Finished

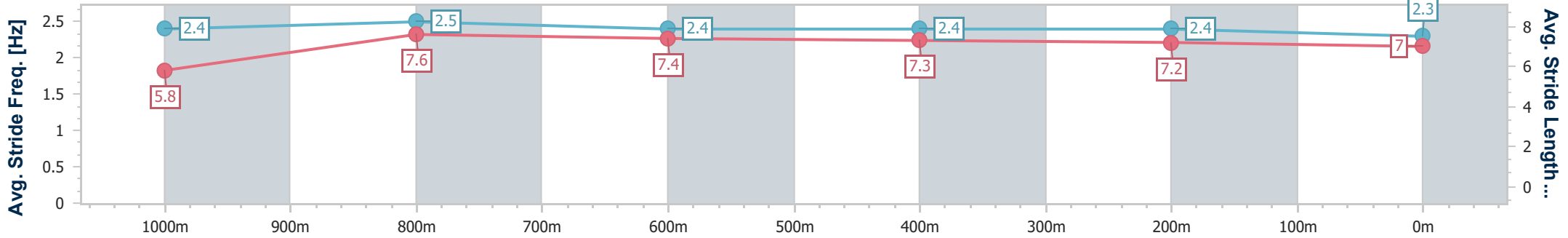
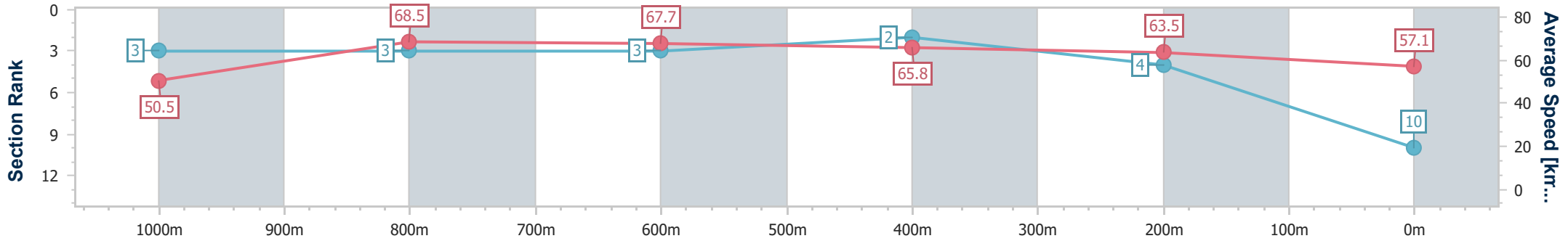


Townsville QLD Professional  
 Race 8: TOWNSVILLE CITY COUNCIL MAYOR'S SPRINT OPEN  
 Handicap - 1200m  
 20 July 2024 - 17:23



Track Rating: Soft 5, Weather: Fine, Rail Position: +3.5m Entire

Section	Overall	1000m	800m	600m	400m	200m
Section Times	1:10.89 [10] (0:14.31)	0:56.58 [3] (0:10.74)	0:45.84 [3] (0:10.82)	0:35.02 [3] (0:11.05)	0:23.97 [2] (0:11.34)	0:12.63 [4] (0:12.63)
Average Speed [km/h]	50.5	68.5	67.7	65.8	63.5	57.1
Top Speed [km/h]	69.1	69.5	69.4	66.6	66.3	60.6
Avg. Dist. to Rail [m]	7.3	4.4	3.6	1.5	2.2	3.9
Avg. Stride Freq. [Hz]	2.4	2.5	2.4	2.4	2.4	2.3
Avg. Stride Length [m]	5.8	7.6	7.4	7.3	7.2	7.0



- [ ] Ranking at each section and finish
- .-.- No data available at this section
- NA No data available



Horse/Jockey Name	Reggie's Boy
Final Rank	11
Fastest Section Time (Section)	0:10.80 (800m)
Top Speed [km/h] (Section)	68.7 (800m)
Race State	Finished

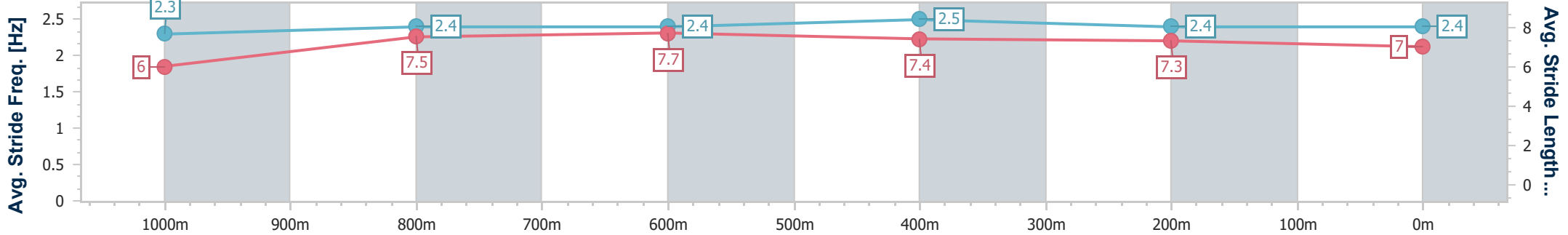
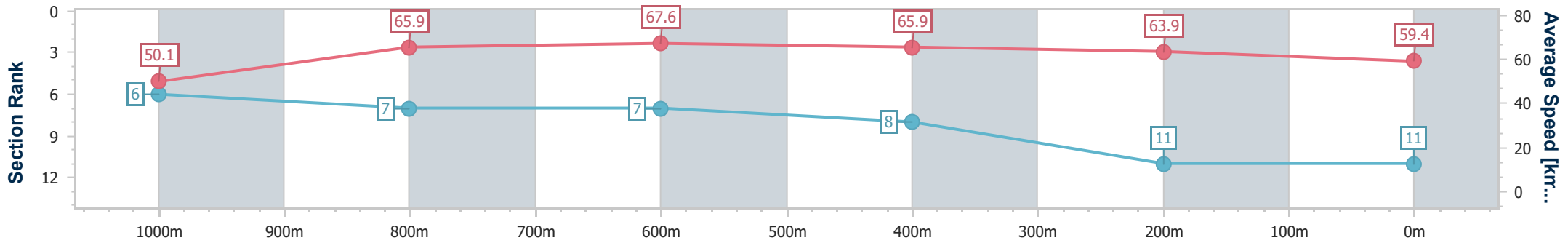


Townsville QLD Professional  
 Race 8: TOWNSVILLE CITY COUNCIL MAYOR'S SPRINT OPEN  
 Handicap - 1200m  
 20 July 2024 - 17:23



Track Rating: Soft 5, Weather: Fine, Rail Position: +3.5m Entire

Section	Overall	1000m	800m	600m	400m	200m
Section Times	1:10.99 [11] (0:14.42)	0:56.57 [6] (0:11.09)	0:45.48 [7] (0:10.80)	0:34.68 [7] (0:11.16)	0:23.52 [8] (0:11.39)	0:12.13 [11] (0:12.13)
Average Speed [km/h]	50.1	65.9	67.6	65.9	63.9	59.4
Top Speed [km/h]	67.1	67.6	68.7	68.0	66.4	62.1
Avg. Dist. to Rail [m]	6.0	3.0	3.1	4.2	8.1	10.3
Avg. Stride Freq. [Hz]	2.3	2.4	2.4	2.5	2.4	2.4
Avg. Stride Length [m]	6.0	7.5	7.7	7.4	7.3	7.0



- [ ] Ranking at each section and finish
- .-.- No data available at this section
- NA No data available