



Mackay QLD Professional

Race 1: HAPPY BIRTHDAY GIBBO AND LAUREN Maiden Plate - 1200m

26 July 2024 - 12:16



MACKAY TURF CLUB
Ooralea Racecourse

Track Rating: Good 4, Weather: Fine, Rail Position: True

Section													Overall	1000m	800m	600m	400m	200m	Last 600m
Field Times													1:09.81 (0:13.14)	0:56.67 (0:11.00)	0:45.67 (0:11.28)	0:34.39 (0:11.32)	0:23.07 (0:11.11)	0:11.96 (0:11.96)	0:34.39
Rank	TAB	Horse/Jockey	Barrier	Top Speed [km/h]	Fastest Section							Margin	Distance Travelled [m]						
1	5	EARLY FUSION Ryan Wiggins	9	69.5 1000m	0:11.00 1000m	1:09.81 [1] (0:13.14)	0:56.67 [1] (0:11.00)	0:45.67 [1] (0:11.28)	0:34.39 [1] (0:11.32)	0:23.07 [1] (0:11.11)	0:11.96 [1] (0:11.96)	1:09.81	0:34.39						
2	3	IRRESISTIBLE FORCE Justin Stanley	6	67.9 1000m	0:10.87 1000m	1:10.06 [2] (0:13.41)	0:56.65 [3] (0:10.87)	0:45.78 [3] (0:11.28)	0:34.50 [3] (0:11.30)	0:23.20 [3] (0:11.18)	0:12.02 [2] (0:12.02)	1.53L	0:34.50 -4						
3	13	SPEC OF SILVER Samantha Collett	8	68.6 Overall	0:10.94 1000m	1:10.43 [3] (0:13.24)	0:57.19 [2] (0:10.94)	0:46.25 [2] (0:11.25)	0:35.00 [2] (0:11.37)	0:23.63 [2] (0:11.36)	0:12.27 [3] (0:12.27)	3.68L	0:35.00 +5						
4	9	LOVE ON DISPLAY Ron Stewart	13	67.5 1000m	0:10.85 1000m	1:10.65 [4] (0:13.84)	0:56.81 [7] (0:10.85)	0:45.96 [6] (0:11.20)	0:34.76 [6] (0:11.60)	0:23.16 [6] (0:11.27)	0:11.89 [4] (0:11.89)	4.95L	0:34.76 +6						
5	1	ARIK LAD Corey Sutherland	3	65.8 1000m	0:11.00 1000m	1:11.04 [5] (0:14.14)	0:56.90 [8] (0:11.00)	0:45.90 [8] (0:11.01)	0:34.89 [8] (0:11.66)	0:23.23 [8] (0:11.48)	0:11.75 [8] (0:11.75)	7.28L	0:34.89 +3						
6	4	MACFARLANE Warwick Satherley	7	66.7 1000m	0:11.00 1000m	1:11.06 [6] (0:13.53)	0:57.53 [4] (0:11.00)	0:46.53 [5] (0:11.25)	0:35.28 [5] (0:11.64)	0:23.64 [5] (0:11.62)	0:12.02 [6] (0:12.02)	7.42L	0:35.28 +5						
7	8	JUST LIKE ROSIE Leah Martyn	4	67.0 1000m	0:10.89 1000m	1:11.23 [7] (0:13.63)	0:57.60 [5] (0:10.89)	0:46.71 [4] (0:11.26)	0:35.45 [4] (0:11.52)	0:23.93 [4] (0:11.60)	0:12.33 [5] (0:12.33)	8.36L	0:35.45 -3						
8	7	FAIRYBOWER FLYER Alisha Donald	12	67.4 1000m	0:10.93 1000m	1:11.37 [8] (0:13.81)	0:57.56 [6] (0:10.93)	0:46.63 [7] (0:11.24)	0:35.39 [7] (0:11.60)	0:23.79 [7] (0:11.54)	0:12.25 [7] (0:12.25)	9.26L	0:35.39 +2						
9	11	SUPEEDO GONZALES Sean Cormack	10	66.7 800m	0:11.07 1000m	1:11.65 [9] (0:14.15)	0:57.50 [9] (0:11.07)	0:46.43 [9] (0:11.08)	0:35.35 [9] (0:11.86)	0:23.49 [9] (0:11.50)	0:11.99 [9] (0:11.99)	10.85L	0:35.35 +8						
10	6	I'M FAMOUS Zac Sprie	14	65.7 800m	0:11.19 800m	1:11.74 [10] (0:14.23)	0:57.51 [10] (0:11.34)	0:46.17 [10] (0:11.19)	0:34.98 [10] (0:11.55)	0:23.43 [10] (0:11.57)	0:11.86 [10] (0:11.86)	11.42L	0:34.98 +2						

Scratched: Holdontoyasuper (#12)



Mackay QLD Professional

Race 1: HAPPY BIRTHDAY GIBBO AND LAUREN Maiden Plate - 1200m

26 July 2024 - 12:16



MACKAY TURF CLUB
Ooralea Racecourse

Track Rating: Good 4, Weather: Fine, Rail Position: True

Section		Overall	1000m	800m	600m	400m	200m	Last 600m					
Field Times		1:09.81 (0:13.14)	0:56.67 (0:11.00)	0:45.67 (0:11.28)	0:34.39 (0:11.32)	0:23.07 (0:11.11)	0:11.96 (0:11.96)	0:34.39					
Rank	TAB Horse/Jockey	Barrier	Top Speed [km/h]	Fastest Section	Margin							Distance Travelled [m]	
11	14 QUEENBEEL Jackson Murphy	1	66.2 800m	0:11.13 800m	1:11.84 [11] (0:14.40)	0:57.44 [12] (0:11.31)	0:46.13 [12] (0:11.13)	0:35.00 [11] (0:11.58)	0:23.42 [11] (0:11.58)	0:11.84 [12] (0:11.84)	12.02L	0:35.00	-1
12	2 CIVIL WAR Shae Nielson	2	66.5 800m	0:11.18 800m	1:12.03 [12] (0:14.39)	0:57.64 [11] (0:11.31)	0:46.33 [11] (0:11.18)	0:35.15 [12] (0:11.55)	0:23.60 [12] (0:11.49)	0:12.11 [11] (0:12.11)	13.06L	0:35.15	+6
13	10 MISHANI PLATINUM Chelsea Jokic	11	66.0 800m	0:11.07 800m	1:12.52 [13] (0:14.50)	0:58.02 [13] (0:11.42)	0:46.60 [13] (0:11.07)	0:35.53 [13] (0:11.56)	0:23.97 [13] (0:11.71)	0:12.26 [13] (0:12.26)	15.99L	0:35.53	+6

Scratched: Holdontoyasuper (#12)



Horse/Jockey Name	Early Fusion
Final Rank	1
Fastest Section Time (Section)	0:11.00 (1000m)
Top Speed [km/h] (Section)	69.5 (1000m)
Race State	Finished



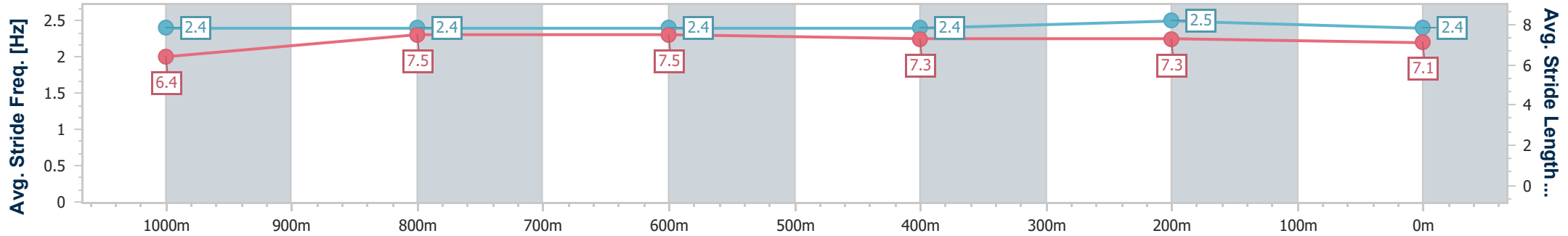
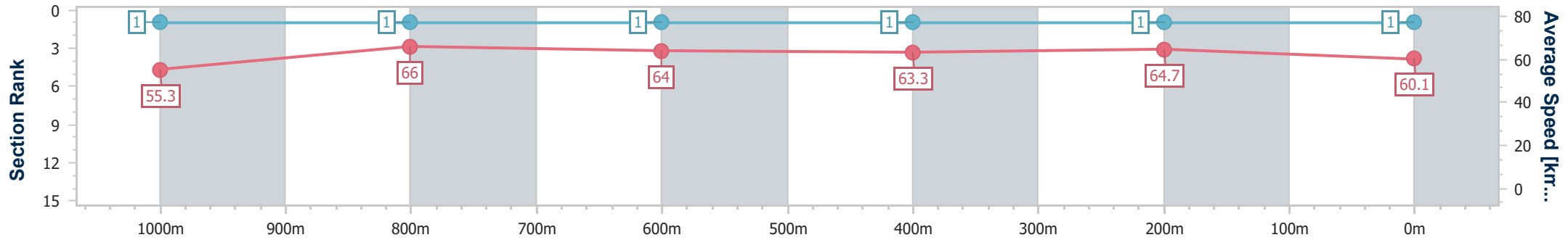
Mackay QLD Professional
Race 1: HAPPY BIRTHDAY GIBBO AND LAUREN Maiden Plate - 1200m



26 July 2024 - 12:16

Track Rating: Good 4, Weather: Fine, Rail Position: True

Section	Overall	1000m	800m	600m	400m	200m
Section Times	1:09.81 [1] (0:13.14)	0:56.67 [1] (0:11.00)	0:45.67 [1] (0:11.28)	0:34.39 [1] (0:11.32)	0:23.07 [1] (0:11.11)	0:11.96 [1] (0:11.96)
Average Speed [km/h]	55.3	66.0	64.0	63.3	64.7	60.1
Top Speed [km/h]	69.3	69.5	65.2	65.1	65.7	63.3
Avg. Dist. to Rail [m]	6.3	2.8	2.0	0.6	1.2	1.6
Avg. Stride Freq. [Hz]	2.4	2.4	2.4	2.4	2.5	2.4
Avg. Stride Length [m]	6.4	7.5	7.5	7.3	7.3	7.1



- [] Ranking at each section and finish
- .-.- No data available at this section
- NA No data available



Horse/Jockey Name	Irresistible Force
Final Rank	2
Fastest Section Time (Section)	0:10.87 (1000m)
Top Speed [km/h] (Section)	67.9 (1000m)
Race State	Finished



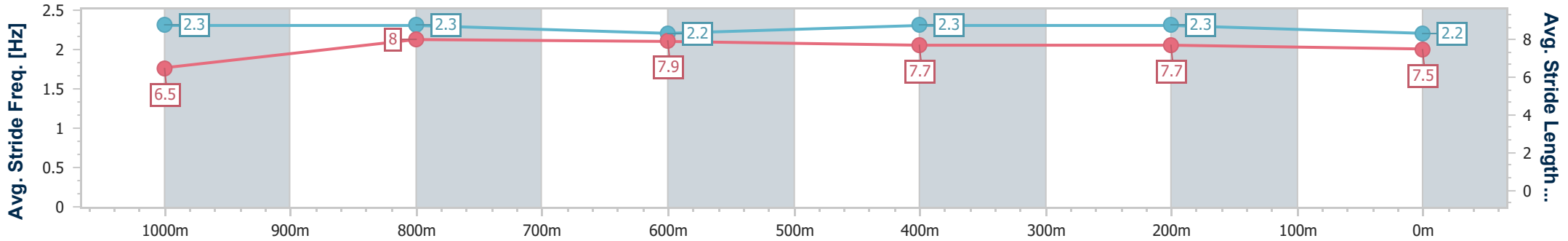
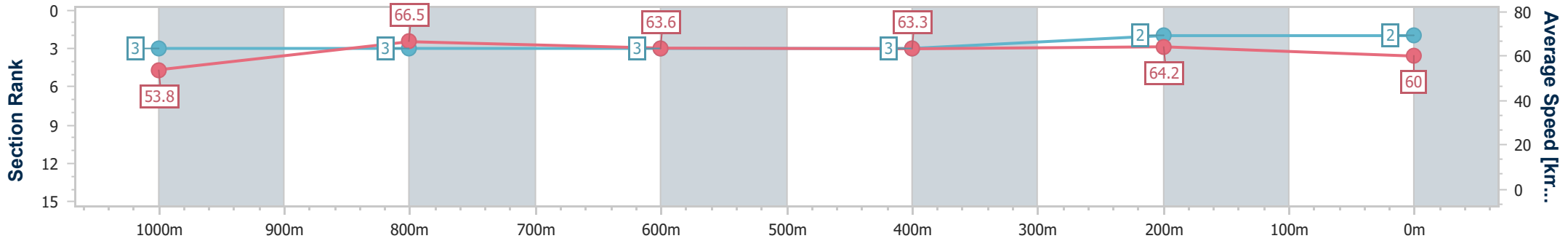
Mackay QLD Professional
Race 1: HAPPY BIRTHDAY GIBBO AND LAUREN Maiden Plate - 1200m



26 July 2024 - 12:16

Track Rating: Good 4, Weather: Fine, Rail Position: True

Section	Overall	1000m	800m	600m	400m	200m
Section Times	1:10.06 [2] (0:13.41)	0:56.65 [3] (0:10.87)	0:45.78 [3] (0:11.28)	0:34.50 [3] (0:11.30)	0:23.20 [3] (0:11.18)	0:12.02 [2] (0:12.02)
Average Speed [km/h]	53.8	66.5	63.6	63.3	64.2	60.0
Top Speed [km/h]	67.0	67.9	64.5	64.6	65.3	63.3
Avg. Dist. to Rail [m]	3.0	0.2	0.5	1.0	1.2	3.8
Avg. Stride Freq. [Hz]	2.3	2.3	2.2	2.3	2.3	2.2
Avg. Stride Length [m]	6.5	8.0	7.9	7.7	7.7	7.5



- [] Ranking at each section and finish
- .-.- No data available at this section
- NA No data available



Horse/Jockey Name	Spec Of Silver
Final Rank	3
Fastest Section Time (Section)	0:10.94 (1000m)
Top Speed [km/h] (Section)	68.6 (Overall)
Race State	Finished



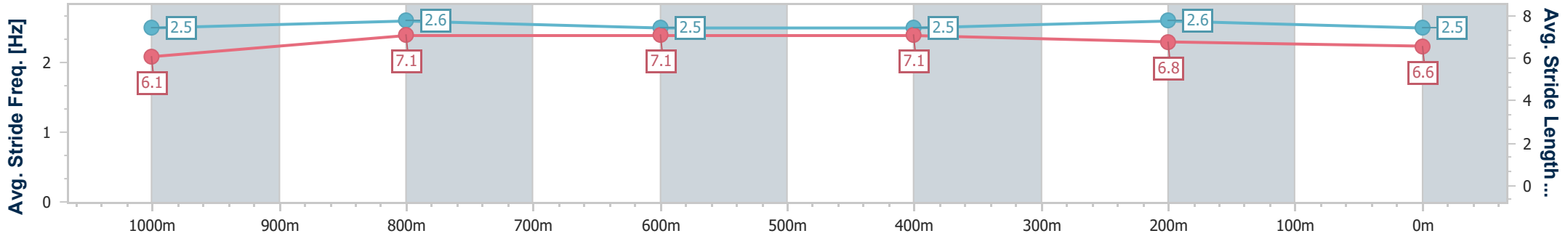
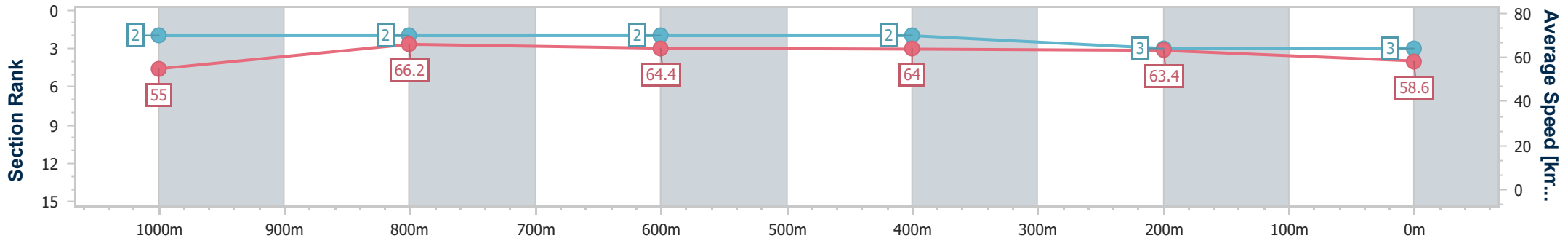
Mackay QLD Professional
Race 1: HAPPY BIRTHDAY GIBBO AND LAUREN Maiden Plate - 1200m



26 July 2024 - 12:16

Track Rating: Good 4, Weather: Fine, Rail Position: True

Section	Overall	1000m	800m	600m	400m	200m
Section Times	1:10.43 [3] (0:13.24)	0:57.19 [2] (0:10.94)	0:46.25 [2] (0:11.25)	0:35.00 [2] (0:11.37)	0:23.63 [2] (0:11.36)	0:12.27 [3] (0:12.27)
Average Speed [km/h]	55.0	66.2	64.4	64.0	63.4	58.6
Top Speed [km/h]	68.6	68.1	64.8	64.7	64.8	62.6
Avg. Dist. to Rail [m]	6.1	1.8	2.3	1.2	1.8	4.0
Avg. Stride Freq. [Hz]	2.5	2.6	2.5	2.5	2.6	2.5
Avg. Stride Length [m]	6.1	7.1	7.1	7.1	6.8	6.6



- [] Ranking at each section and finish
- .-.- No data available at this section
- NA No data available



Horse/Jockey Name	Love On Display
Final Rank	4
Fastest Section Time (Section)	0:10.85 (1000m)
Top Speed [km/h] (Section)	67.5 (1000m)
Race State	Finished



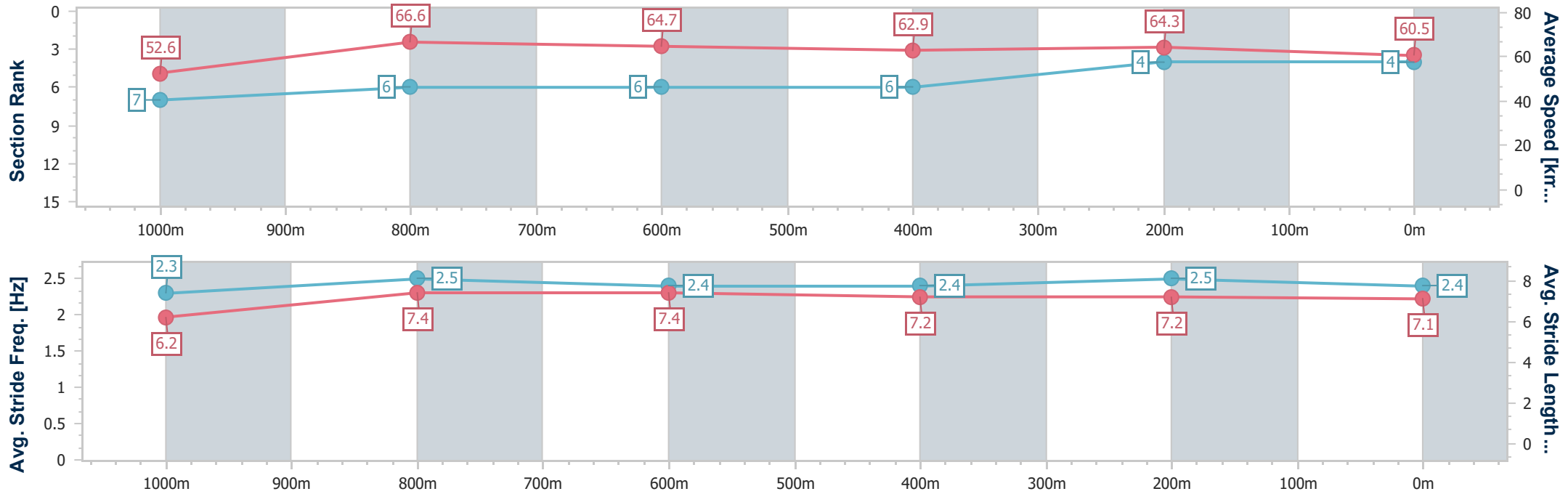
Mackay QLD Professional
Race 1: HAPPY BIRTHDAY GIBBO AND LAUREN Maiden Plate - 1200m



26 July 2024 - 12:16

Track Rating: Good 4, Weather: Fine, Rail Position: True

Section	Overall	1000m	800m	600m	400m	200m
Section Times	1:10.65 [4] (0:13.84)	0:56.81 [7] (0:10.85)	0:45.96 [6] (0:11.20)	0:34.76 [6] (0:11.60)	0:23.16 [6] (0:11.27)	0:11.89 [4] (0:11.89)
Average Speed [km/h]	52.6	66.6	64.7	62.9	64.3	60.5
Top Speed [km/h]	65.6	67.5	66.2	64.3	65.1	63.5
Avg. Dist. to Rail [m]	8.0	0.7	1.7	2.0	3.0	4.2
Avg. Stride Freq. [Hz]	2.3	2.5	2.4	2.4	2.5	2.4
Avg. Stride Length [m]	6.2	7.4	7.4	7.2	7.2	7.1



- [] Ranking at each section and finish
- .-.- No data available at this section
- NA No data available



Horse/Jockey Name	Arik Lad
Final Rank	5
Fastest Section Time (Section)	0:11.00 (1000m)
Top Speed [km/h] (Section)	65.8 (1000m)
Race State	Finished



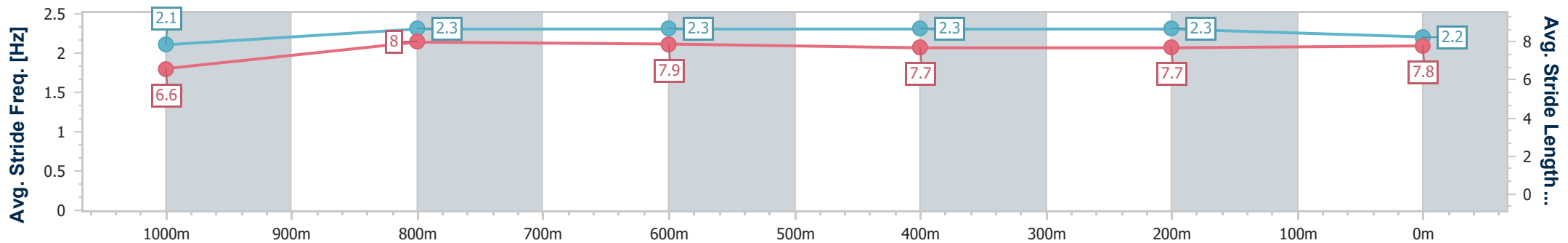
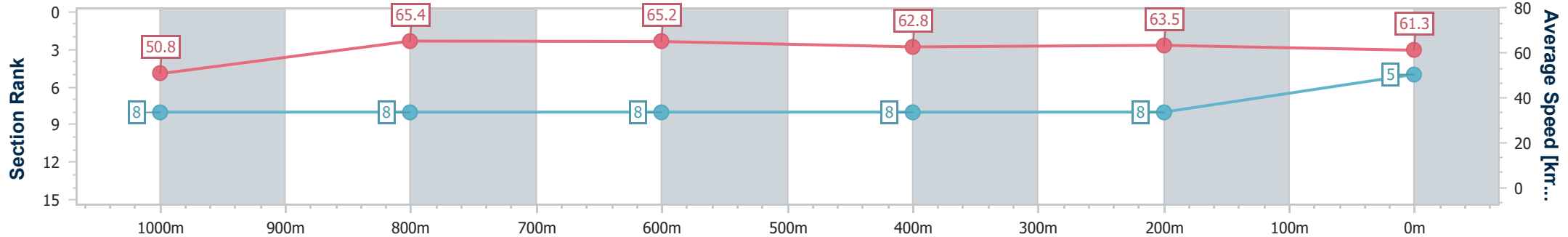
Mackay QLD Professional
Race 1: HAPPY BIRTHDAY GIBBO AND LAUREN Maiden Plate - 1200m



26 July 2024 - 12:16

Track Rating: Good 4, Weather: Fine, Rail Position: True

Section	Overall	1000m	800m	600m	400m	200m
Section Times	1:11.04 [5] (0:14.14)	0:56.90 [8] (0:11.00)	0:45.90 [8] (0:11.01)	0:34.89 [8] (0:11.66)	0:23.23 [8] (0:11.48)	0:11.75 [8] (0:11.75)
Average Speed [km/h]	50.8	65.4	65.2	62.8	63.5	61.3
Top Speed [km/h]	64.8	65.8	65.8	63.5	64.1	62.9
Avg. Dist. to Rail [m]	1.3	1.1	0.5	2.4	6.4	8.4
Avg. Stride Freq. [Hz]	2.1	2.3	2.3	2.3	2.3	2.2
Avg. Stride Length [m]	6.6	8.0	7.9	7.7	7.7	7.8



- [] Ranking at each section and finish
- .-.- No data available at this section
- NA No data available



Horse/Jockey Name	Macfarlane
Final Rank	6
Fastest Section Time (Section)	0:11.00 (1000m)
Top Speed [km/h] (Section)	66.7 (1000m)
Race State	Finished



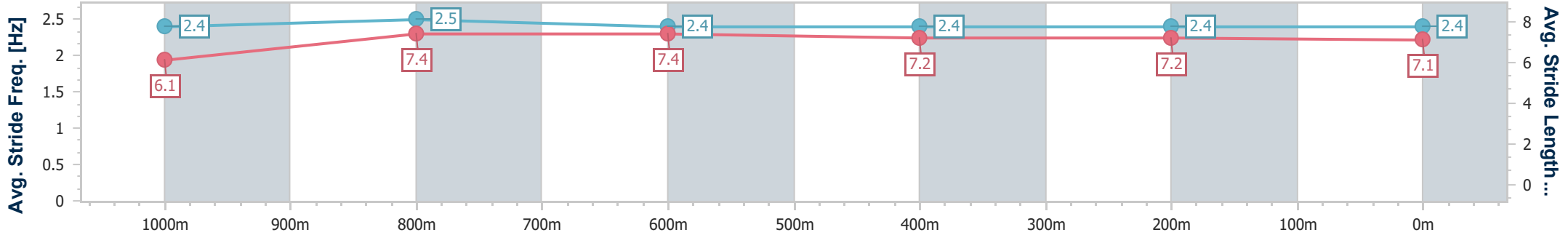
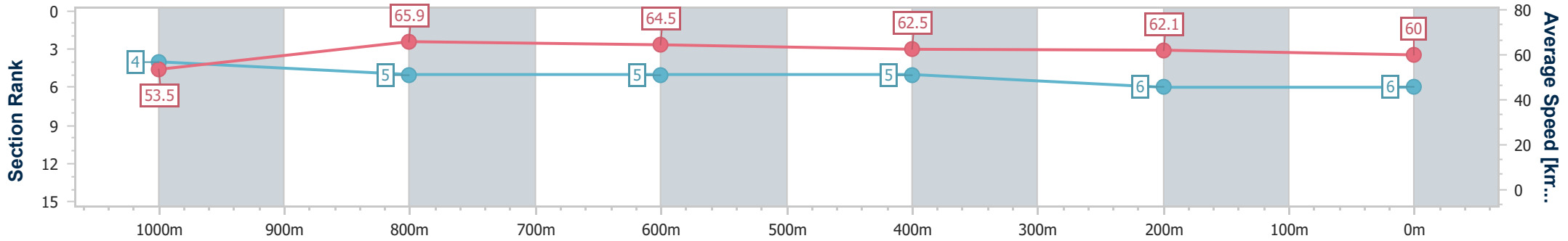
Mackay QLD Professional
Race 1: HAPPY BIRTHDAY GIBBO AND LAUREN Maiden Plate - 1200m



26 July 2024 - 12:16

Track Rating: Good 4, Weather: Fine, Rail Position: True

Section	Overall	1000m	800m	600m	400m	200m
Section Times	1:11.06 [6] (0:13.53)	0:57.53 [4] (0:11.00)	0:46.53 [5] (0:11.25)	0:35.28 [5] (0:11.64)	0:23.64 [5] (0:11.62)	0:12.02 [6] (0:12.02)
Average Speed [km/h]	53.5	65.9	64.5	62.5	62.1	60.0
Top Speed [km/h]	66.1	66.7	66.0	63.4	62.9	62.2
Avg. Dist. to Rail [m]	4.5	1.5	2.6	1.5	3.0	3.8
Avg. Stride Freq. [Hz]	2.4	2.5	2.4	2.4	2.4	2.4
Avg. Stride Length [m]	6.1	7.4	7.4	7.2	7.2	7.1



- [] Ranking at each section and finish
- .-.- No data available at this section
- NA No data available



Horse/Jockey Name	Just Like Rosie
Final Rank	7
Fastest Section Time (Section)	0:10.89 (1000m)
Top Speed [km/h] (Section)	67.0 (1000m)
Race State	Finished



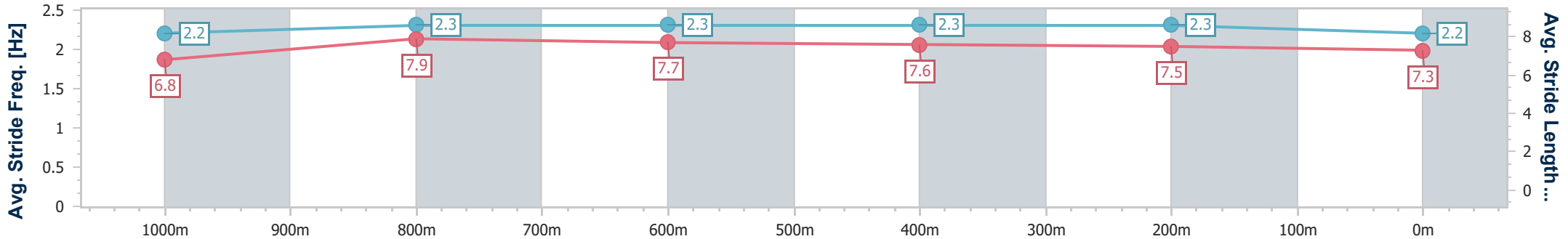
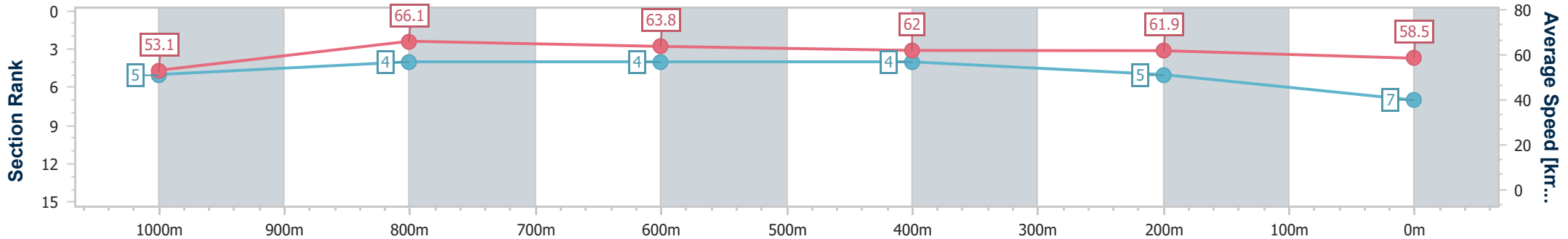
Mackay QLD Professional
Race 1: HAPPY BIRTHDAY GIBBO AND LAUREN Maiden Plate - 1200m



26 July 2024 - 12:16

Track Rating: Good 4, Weather: Fine, Rail Position: True

Section	Overall	1000m	800m	600m	400m	200m
Section Times	1:11.23 [7] (0:13.63)	0:57.60 [5] (0:10.89)	0:46.71 [4] (0:11.26)	0:35.45 [4] (0:11.52)	0:23.93 [4] (0:11.60)	0:12.33 [5] (0:12.33)
Average Speed [km/h]	53.1	66.1	63.8	62.0	61.9	58.5
Top Speed [km/h]	66.3	67.0	65.9	62.6	62.6	61.2
Avg. Dist. to Rail [m]	2.8	0.9	0.5	1.1	0.7	0.9
Avg. Stride Freq. [Hz]	2.2	2.3	2.3	2.3	2.3	2.2
Avg. Stride Length [m]	6.8	7.9	7.7	7.6	7.5	7.3



- [] Ranking at each section and finish
- .-.- No data available at this section
- NA No data available



Horse/Jockey Name	Fairybower Flyer
Final Rank	8
Fastest Section Time (Section)	0:10.93 (1000m)
Top Speed [km/h] (Section)	67.4 (1000m)
Race State	Finished



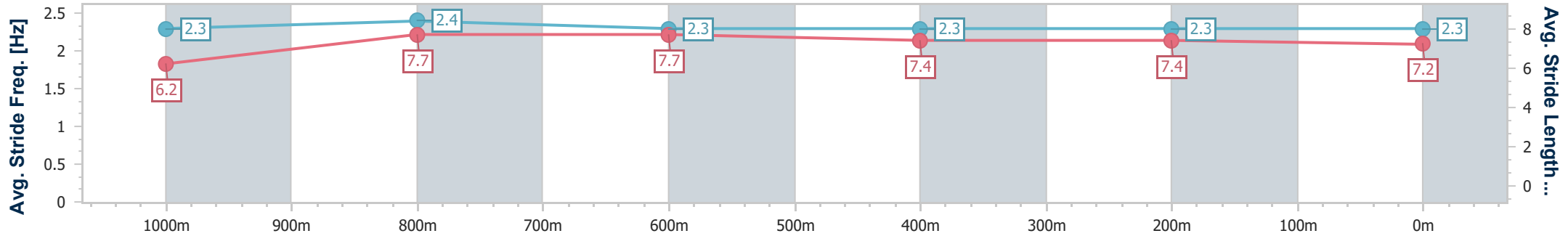
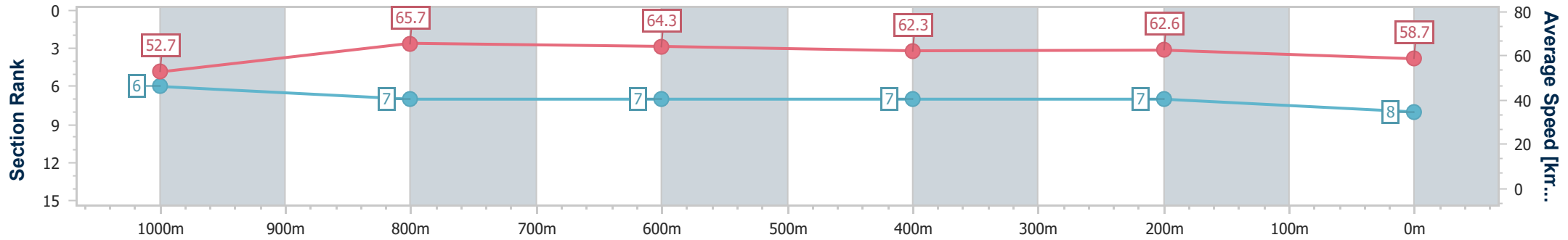
Mackay QLD Professional
Race 1: HAPPY BIRTHDAY GIBBO AND LAUREN Maiden Plate - 1200m



26 July 2024 - 12:16

Track Rating: Good 4, Weather: Fine, Rail Position: True

Section	Overall	1000m	800m	600m	400m	200m
Section Times	1:11.37 [8] (0:13.81)	0:57.56 [6] (0:10.93)	0:46.63 [7] (0:11.24)	0:35.39 [7] (0:11.60)	0:23.79 [7] (0:11.54)	0:12.25 [7] (0:12.25)
Average Speed [km/h]	52.7	65.7	64.3	62.3	62.6	58.7
Top Speed [km/h]	66.1	67.4	66.7	63.9	63.6	61.6
Avg. Dist. to Rail [m]	7.0	0.3	0.8	0.6	1.3	0.9
Avg. Stride Freq. [Hz]	2.3	2.4	2.3	2.3	2.3	2.3
Avg. Stride Length [m]	6.2	7.7	7.7	7.4	7.4	7.2



- [] Ranking at each section and finish
- .-.- No data available at this section
- NA No data available



Horse/Jockey Name	Supeedo Gonzales
Final Rank	9
Fastest Section Time (Section)	0:11.07 (1000m)
Top Speed [km/h] (Section)	66.7 (800m)
Race State	Finished



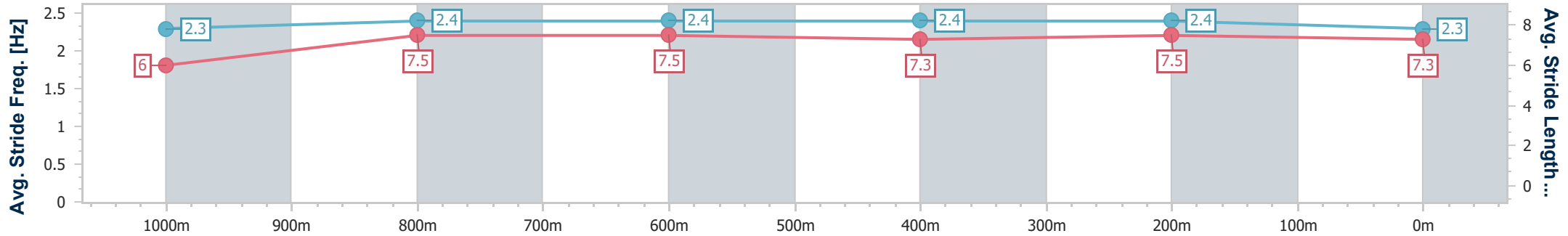
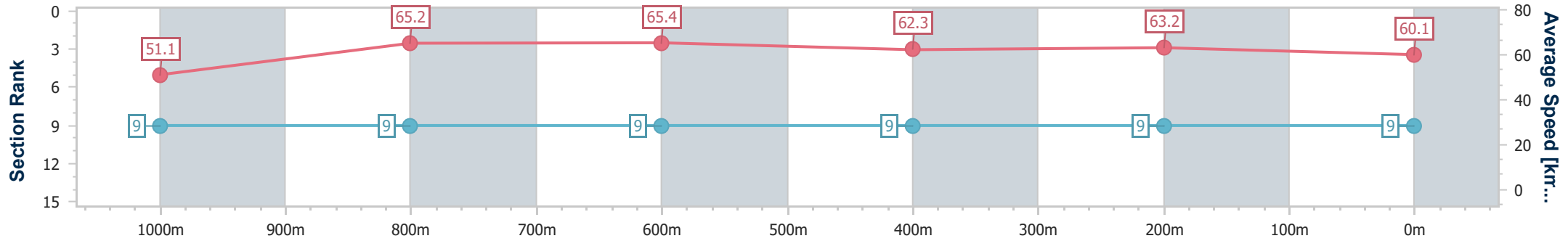
Mackay QLD Professional
Race 1: HAPPY BIRTHDAY GIBBO AND LAUREN Maiden Plate - 1200m



26 July 2024 - 12:16

Track Rating: Good 4, Weather: Fine, Rail Position: True

Section	Overall	1000m	800m	600m	400m	200m
Section Times	1:11.65 [9] (0:14.15)	0:57.50 [9] (0:11.07)	0:46.43 [9] (0:11.08)	0:35.35 [9] (0:11.86)	0:23.49 [9] (0:11.50)	0:11.99 [9] (0:11.99)
Average Speed [km/h]	51.1	65.2	65.4	62.3	63.2	60.1
Top Speed [km/h]	64.8	65.9	66.7	64.0	63.9	62.3
Avg. Dist. to Rail [m]	4.8	0.9	2.1	3.1	5.4	5.7
Avg. Stride Freq. [Hz]	2.3	2.4	2.4	2.4	2.4	2.3
Avg. Stride Length [m]	6.0	7.5	7.5	7.3	7.5	7.3



- [] Ranking at each section and finish
- .-.- No data available at this section
- NA No data available



Horse/Jockey Name	I'm Famous
Final Rank	10
Fastest Section Time (Section)	0:11.19 (800m)
Top Speed [km/h] (Section)	65.7 (800m)
Race State	Finished



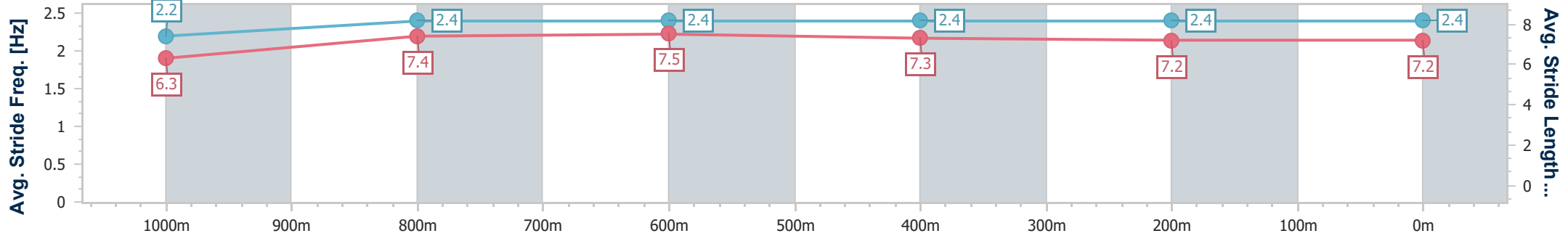
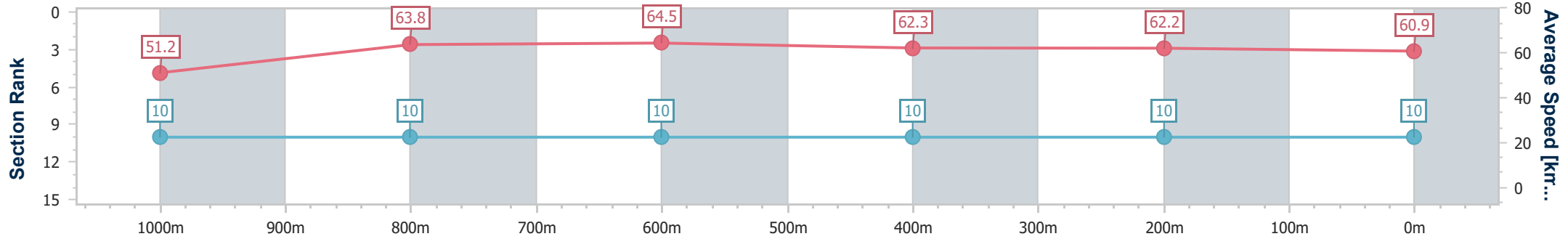
Mackay QLD Professional
Race 1: HAPPY BIRTHDAY GIBBO AND LAUREN Maiden Plate - 1200m



26 July 2024 - 12:16

Track Rating: Good 4, Weather: Fine, Rail Position: True

Section	Overall	1000m	800m	600m	400m	200m
Section Times	1:11.74 [10] (0:14.23)	0:57.51 [10] (0:11.34)	0:46.17 [10] (0:11.19)	0:34.98 [10] (0:11.55)	0:23.43 [10] (0:11.57)	0:11.86 [10] (0:11.86)
Average Speed [km/h]	51.2	63.8	64.5	62.3	62.2	60.9
Top Speed [km/h]	64.7	65.4	65.7	63.4	63.9	62.8
Avg. Dist. to Rail [m]	8.9	1.4	1.0	0.3	1.9	2.9
Avg. Stride Freq. [Hz]	2.2	2.4	2.4	2.4	2.4	2.4
Avg. Stride Length [m]	6.3	7.4	7.5	7.3	7.2	7.2



- [] Ranking at each section and finish
- .-.- No data available at this section
- NA No data available



Horse/Jockey Name	Queenbeel
Final Rank	11
Fastest Section Time (Section)	0:11.13 (800m)
Top Speed [km/h] (Section)	66.2 (800m)
Race State	Finished



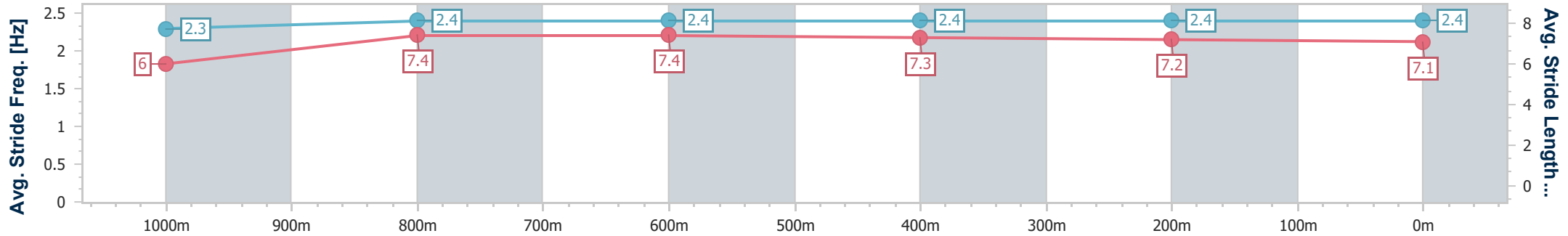
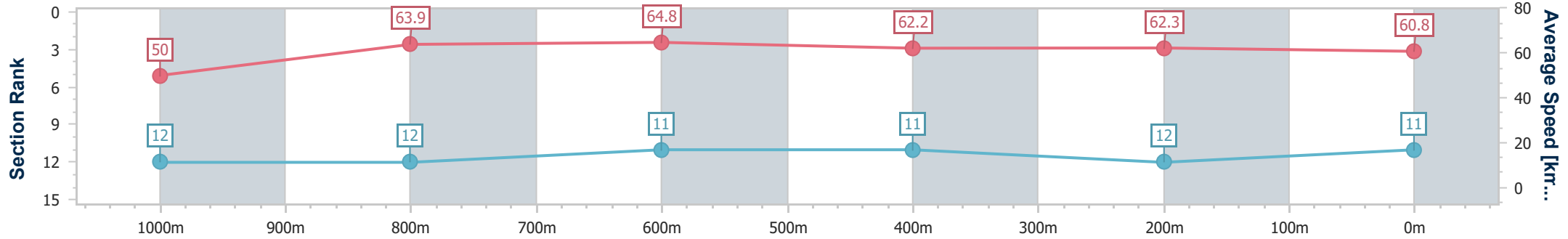
Mackay QLD Professional
Race 1: HAPPY BIRTHDAY GIBBO AND LAUREN Maiden Plate - 1200m



26 July 2024 - 12:16

Track Rating: Good 4, Weather: Fine, Rail Position: True

Section	Overall	1000m	800m	600m	400m	200m
Section Times	1:11.84 [11] (0:14.40)	0:57.44 [12] (0:11.31)	0:46.13 [12] (0:11.13)	0:35.00 [11] (0:11.58)	0:23.42 [11] (0:11.58)	0:11.84 [12] (0:11.84)
Average Speed [km/h]	50.0	63.9	64.8	62.2	62.3	60.8
Top Speed [km/h]	63.3	65.6	66.2	63.8	63.0	62.6
Avg. Dist. to Rail [m]	1.7	1.1	0.8	0.4	1.4	2.2
Avg. Stride Freq. [Hz]	2.3	2.4	2.4	2.4	2.4	2.4
Avg. Stride Length [m]	6.0	7.4	7.4	7.3	7.2	7.1



- [] Ranking at each section and finish
- .-.- No data available at this section
- NA No data available



Horse/Jockey Name	Civil War
Final Rank	12
Fastest Section Time (Section)	0:11.18 (800m)
Top Speed [km/h] (Section)	66.5 (800m)
Race State	Finished



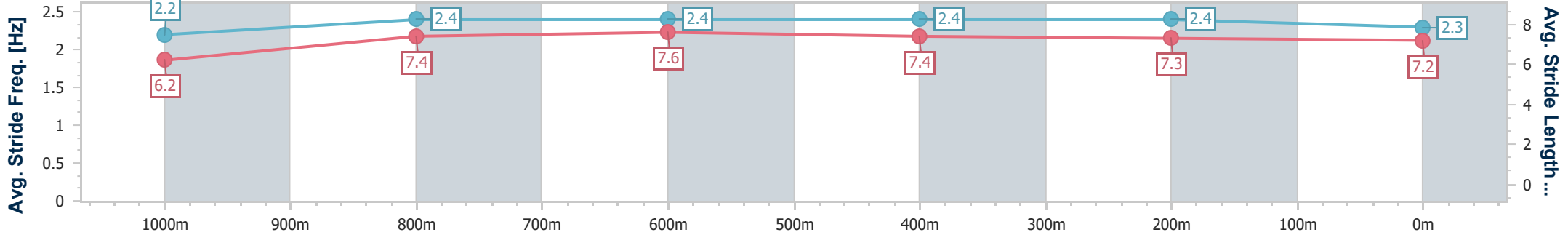
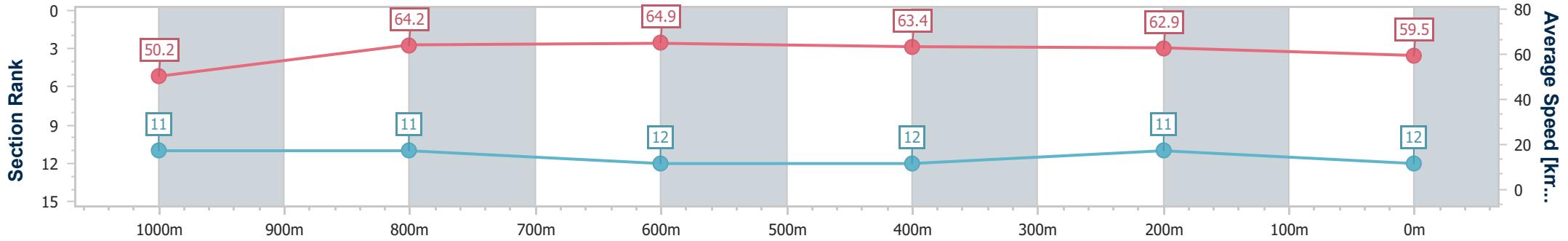
Mackay QLD Professional
Race 1: HAPPY BIRTHDAY GIBBO AND LAUREN Maiden Plate - 1200m



26 July 2024 - 12:16

Track Rating: Good 4, Weather: Fine, Rail Position: True

Section	Overall	1000m	800m	600m	400m	200m
Section Times	1:12.03 [12] (0:14.39)	0:57.64 [11] (0:11.31)	0:46.33 [11] (0:11.18)	0:35.15 [12] (0:11.55)	0:23.60 [12] (0:11.49)	0:12.11 [11] (0:12.11)
Average Speed [km/h]	50.2	64.2	64.9	63.4	62.9	59.5
Top Speed [km/h]	63.1	65.1	66.5	64.6	64.0	63.2
Avg. Dist. to Rail [m]	2.4	2.4	3.2	1.8	4.0	6.3
Avg. Stride Freq. [Hz]	2.2	2.4	2.4	2.4	2.4	2.3
Avg. Stride Length [m]	6.2	7.4	7.6	7.4	7.3	7.2



- [] Ranking at each section and finish
- .-.- No data available at this section
- NA No data available



Horse/Jockey Name	Mishani Platinum
Final Rank	13
Fastest Section Time (Section)	0:11.07 (800m)
Top Speed [km/h] (Section)	66.0 (800m)
Race State	Finished



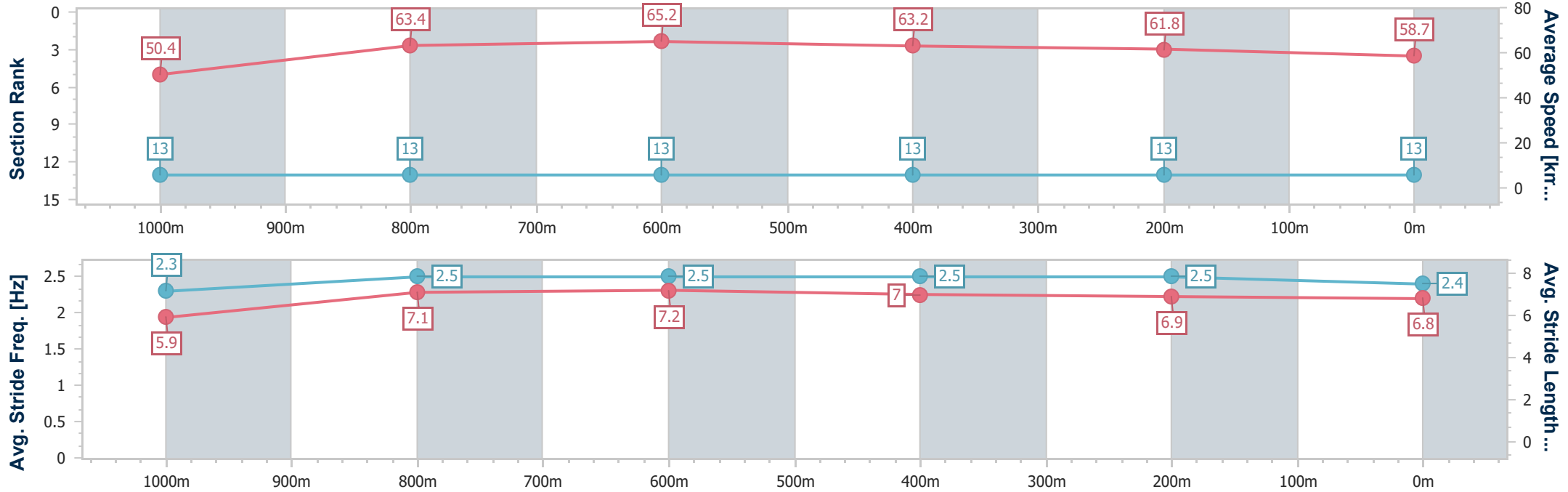
Mackay QLD Professional
Race 1: HAPPY BIRTHDAY GIBBO AND LAUREN Maiden Plate - 1200m



26 July 2024 - 12:16

Track Rating: Good 4, Weather: Fine, Rail Position: True

Section	Overall	1000m	800m	600m	400m	200m
Section Times	1:12.52 [13] (0:14.50)	0:58.02 [13] (0:11.42)	0:46.60 [13] (0:11.07)	0:35.53 [13] (0:11.56)	0:23.97 [13] (0:11.71)	0:12.26 [13] (0:12.26)
Average Speed [km/h]	50.4	63.4	65.2	63.2	61.8	58.7
Top Speed [km/h]	62.2	64.6	66.0	64.5	62.6	61.8
Avg. Dist. to Rail [m]	8.6	2.7	1.5	1.5	3.8	6.0
Avg. Stride Freq. [Hz]	2.3	2.5	2.5	2.5	2.5	2.4
Avg. Stride Length [m]	5.9	7.1	7.2	7.0	6.9	6.8



- [] Ranking at each section and finish
- .-.- No data available at this section
- NA No data available



Mackay QLD Professional

Race 2: PAYNE PRINT QTIS Three-Year-Old Handicap - 1300m

26 July 2024 - 12:54



MACKAY TURF CLUB
Ooralea Racecourse

Track Rating: Good 4, Weather: Fine, Rail Position: True

Section		Overall	1200m	1000m	800m	600m	400m	Last 600m				
Field Times		1:15.94 (0:07.57)	1:08.37 (0:11.21)	0:57.16 (0:10.97)	0:46.19 (0:11.34)	0:34.85 (0:11.62)	0:23.23 (0:11.51)	0:34.85				
Rank	TAB Horse/Jockey	Barrier	Top Speed [km/h]	Fastest Section	Distance Travelled [m]							
1	3 HANGIN' AROUND Samantha Collett	8	66.4 1000m	0:07.61 Overall	1:15.94 [1] (0:07.61)	1:08.33 [2] (0:11.24)	0:57.09 [2] (0:11.04)	0:46.05 [2] (0:11.40)	0:34.65 [2] (0:11.51)	0:23.14 [2] (0:11.44)	0:34.65	
2	1 BOLD COMIC Leah Martyn	5	66.2 1200m	0:07.71 Overall	1:16.01 [2] (0:07.71)	1:08.30 [3] (0:11.33)	0:56.97 [4] (0:11.17)	0:45.80 [5] (0:11.41)	0:34.39 [6] (0:11.45)	0:22.94 [4] (0:11.21)	0:34.39	+2
3	5 THE UNDERGROUND Warwick Satherley	1	67.0 1000m	0:08.00 Overall	1:16.19 [3] (0:08.00)	1:08.19 [7] (0:11.16)	0:57.03 [6] (0:10.98)	0:46.05 [4] (0:11.34)	0:34.71 [4] (0:11.41)	0:23.30 [3] (0:11.33)	0:34.71	-2
4	10 MISHANI AVIATOR Tahlia Fenlon	4	66.3 1000m	0:07.57 Overall	1:16.60 [4] (0:07.57)	1:09.03 [1] (0:11.21)	0:57.82 [1] (0:10.97)	0:46.85 [1] (0:11.34)	0:35.51 [1] (0:11.62)	0:23.89 [1] (0:11.56)	0:35.51	-4
5	6 CRAICARO Adrian Layt	11	67.5 1000m	0:08.04 Overall	1:16.61 [5] (0:08.04)	1:08.57 [8] (0:11.39)	0:57.18 [7] (0:11.01)	0:46.17 [7] (0:11.25)	0:34.92 [7] (0:11.53)	0:23.39 [6] (0:11.39)	0:34.92	+1
6	9 SHEEZALITTLETORQUE Sean Cormack	10	66.2 1000m	0:08.16 Overall	1:16.83 [6] (0:08.16)	1:08.67 [9] (0:11.59)	0:57.08 [9] (0:11.11)	0:45.97 [9] (0:11.17)	0:34.80 [9] (0:11.47)	0:23.33 [8] (0:11.30)	0:34.80	-2
7	2 PAPASITO Justin Stanley	9	67.4 1200m	0:07.82 Overall	1:16.92 [7] (0:07.82)	1:09.10 [4] (0:11.21)	0:57.89 [3] (0:11.02)	0:46.87 [3] (0:11.35)	0:35.52 [3] (0:11.87)	0:23.65 [7] (0:11.54)	0:35.52	+4
8	7 CYBER JAM Chelsea Jokic	2	66.2 1200m	0:08.00 Overall	1:18.15 [8] (0:08.00)	1:10.15 [6] (0:11.45)	0:58.70 [8] (0:11.14)	0:47.56 [8] (0:11.36)	0:36.20 [8] (0:11.57)	0:24.63 [9] (0:11.47)	0:36.20	-4
9	11 TOHUKU Georgina Cartwright	6	67.1 1200m	0:07.90 Overall	1:18.33 [9] (0:07.90)	1:10.43 [5] (0:11.25)	0:59.18 [5] (0:11.10)	0:48.08 [6] (0:11.29)	0:36.79 [5] (0:11.63)	0:25.16 [5] (0:11.77)	0:36.79	-1

Scratched: Flying Maple (#8), Tahkian Bubbles (#4)

[] Ranking at each section and finish
 -:-:- No data available at this section
 NA No data available

SCN Saddle cloth number
 DNF Did not finish
 DNT Did not track



Mackay QLD Professional

Race 2: PAYNE PRINT QTIS Three-Year-Old Handicap - 1300m

26 July 2024 - 12:54



MACKAY TURF CLUB
Ooralea Racecourse

Track Rating: Good 4, Weather: Fine, Rail Position: True

Section							200m			Last 600m
Field Times							0:11.72			0:34.85
						(0:11.72)				
Rank	TAB	Horse/Jockey	Barrier	Top Speed [km/h]	Fastest Section		Margin			Distance Travelled [m]
1	3	HANGIN' AROUND Samantha Collett	8	66.4 1000m	0:07.61 Overall	0:11.70 [2] (0:11.70)	1:15.94		0:34.65	
2	1	BOLD COMIC Leah Martyn	5	66.2 1200m	0:07.71 Overall	0:11.73 [4] (0:11.73)	0.38L		0:34.39	+2
3	5	THE UNDERGROUND Warwick Satherley	1	67.0 1000m	0:08.00 Overall	0:11.97 [1] (0:11.97)	1.45L		0:34.71	-2
4	10	MISHANI AVIATOR Tahlia Fenlon	4	66.3 1000m	0:07.57 Overall	0:12.33 [3] (0:12.33)	3.86L		0:35.51	-4
5	6	CRAICARO Adrian Layt	11	67.5 1000m	0:08.04 Overall	0:12.00 [5] (0:12.00)	3.9L		0:34.92	+1
6	9	SHEEZALITTLETORQUE Sean Cormack	10	66.2 1000m	0:08.16 Overall	0:12.03 [6] (0:12.03)	5.23L		0:34.80	-2
7	2	PAPASITO Justin Stanley	9	67.4 1200m	0:07.82 Overall	0:12.11 [7] (0:12.11)	5.71L		0:35.52	+4
8	7	CYBER JAM Chelsea Jokic	2	66.2 1200m	0:08.00 Overall	0:13.16 [9] (0:13.16)	12.98L		0:36.20	-4
9	11	TOHUKU Georgina Cartwright	6	67.1 1200m	0:07.90 Overall	0:13.39 [8] (0:13.39)	14.06L		0:36.79	-1

Scratched: Flying Maple (#8), Tahkian Bubbles (#4)



Horse/Jockey Name	Hangin' Around
Final Rank	1
Fastest Section Time (Section)	0:07.61 (Overall)
Top Speed [km/h] (Section)	66.4 (1000m)
Race State	Finished



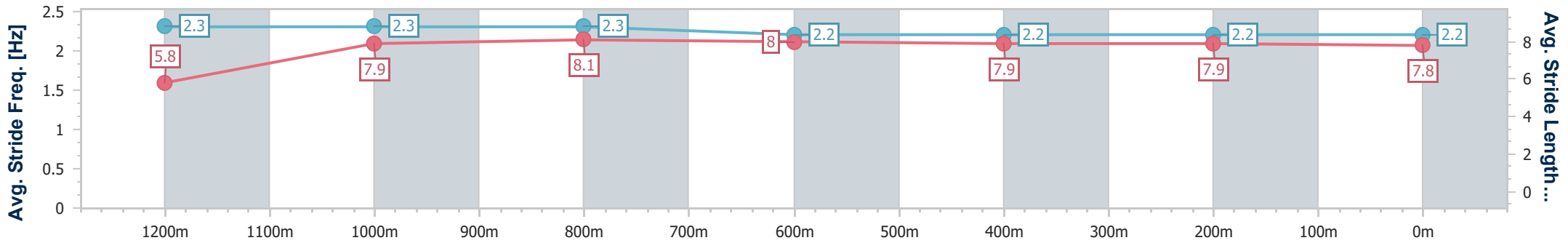
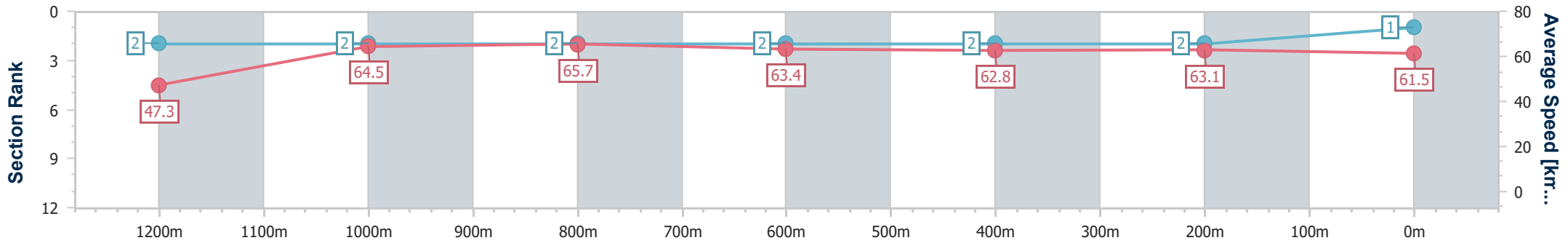
Mackay QLD Professional
Race 2: PAYNE PRINT QTIS Three-Year-Old Handicap - 1300m



26 July 2024 - 12:54

Track Rating: Good 4, Weather: Fine, Rail Position: True

Section	Overall	1200m	1000m	800m	600m	400m	200m
Section Times	1:15.94 [1] (0:07.61)	1:08.33 [2] (0:11.24)	0:57.09 [2] (0:11.04)	0:46.05 [2] (0:11.40)	0:34.65 [2] (0:11.51)	0:23.14 [2] (0:11.44)	0:11.70 [2] (0:11.70)
Average Speed [km/h]	47.3	64.5	65.7	63.4	62.8	63.1	61.5
Top Speed [km/h]	61.3	66.3	66.4	64.5	63.6	63.8	64.6
Avg. Dist. to Rail [m]	11.6	3.4	1.9	1.2	0.6	2.9	3.7
Avg. Stride Freq. [Hz]	2.3	2.3	2.3	2.2	2.2	2.2	2.2
Avg. Stride Length [m]	5.8	7.9	8.1	8.0	7.9	7.9	7.8



- [] Ranking at each section and finish
- .-.- No data available at this section
- NA No data available



Horse/Jockey Name	Bold Comic
Final Rank	2
Fastest Section Time (Section)	0:07.71 (Overall)
Top Speed [km/h] (Section)	66.2 (1200m)
Race State	Finished



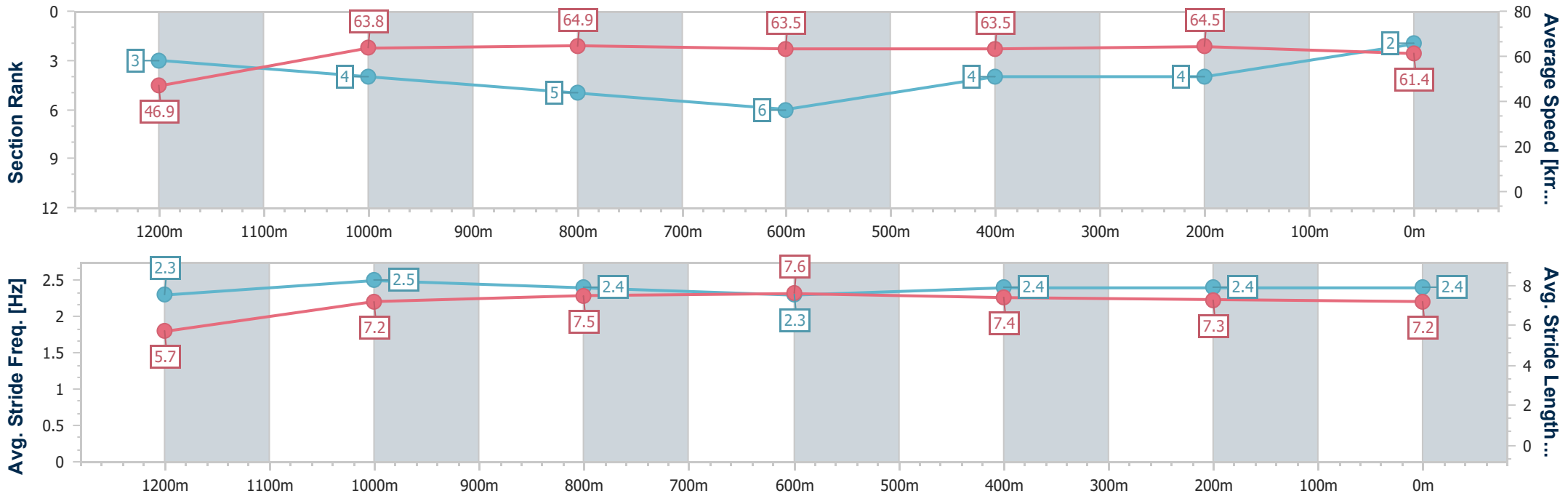
Mackay QLD Professional
Race 2: PAYNE PRINT QTIS Three-Year-Old Handicap - 1300m



26 July 2024 - 12:54

Track Rating: Good 4, Weather: Fine, Rail Position: True

Section	Overall	1200m	1000m	800m	600m	400m	200m
Section Times	1:16.01 [2] (0:07.71)	1:08.30 [3] (0:11.33)	0:56.97 [4] (0:11.17)	0:45.80 [5] (0:11.41)	0:34.39 [6] (0:11.45)	0:22.94 [4] (0:11.21)	0:11.73 [4] (0:11.73)
Average Speed [km/h]	46.9	63.8	64.9	63.5	63.5	64.5	61.4
Top Speed [km/h]	60.5	66.2	65.9	66.0	65.0	66.0	65.4
Avg. Dist. to Rail [m]	10.2	3.3	2.5	1.8	1.0	4.7	5.6
Avg. Stride Freq. [Hz]	2.3	2.5	2.4	2.3	2.4	2.4	2.4
Avg. Stride Length [m]	5.7	7.2	7.5	7.6	7.4	7.3	7.2



- [] Ranking at each section and finish
- .-.- No data available at this section
- NA No data available



Horse/Jockey Name	The Underground
Final Rank	3
Fastest Section Time (Section)	0:08.00 (Overall)
Top Speed [km/h] (Section)	67.0 (1000m)
Race State	Finished



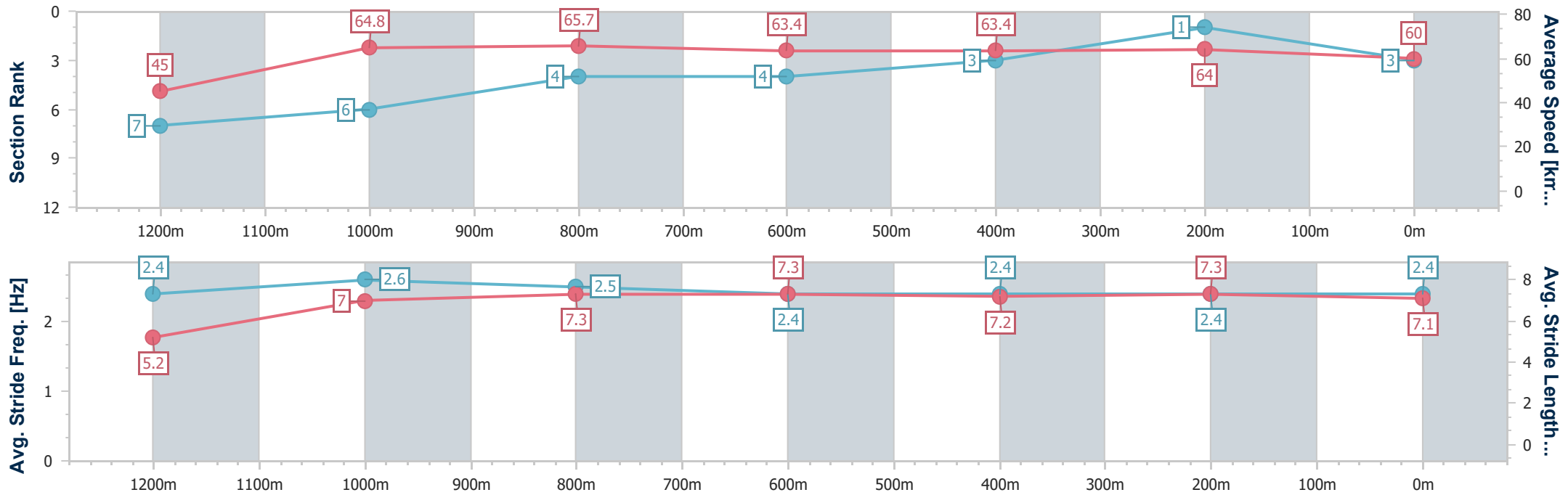
Mackay QLD Professional
Race 2: PAYNE PRINT QTIS Three-Year-Old Handicap - 1300m



26 July 2024 - 12:54

Track Rating: Good 4, Weather: Fine, Rail Position: True

Section	Overall	1200m	1000m	800m	600m	400m	200m
Section Times	1:16.19 [3] (0:08.00)	1:08.19 [7] (0:11.16)	0:57.03 [6] (0:10.98)	0:46.05 [4] (0:11.34)	0:34.71 [4] (0:11.41)	0:23.30 [3] (0:11.33)	0:11.97 [1] (0:11.97)
Average Speed [km/h]	45.0	64.8	65.7	63.4	63.4	64.0	60.0
Top Speed [km/h]	62.6	66.0	67.0	65.2	65.4	65.0	63.0
Avg. Dist. to Rail [m]	6.5	1.5	1.1	0.8	1.0	3.0	3.1
Avg. Stride Freq. [Hz]	2.4	2.6	2.5	2.4	2.4	2.4	2.4
Avg. Stride Length [m]	5.2	7.0	7.3	7.3	7.2	7.3	7.1



- [] Ranking at each section and finish
- .-.- No data available at this section
- NA No data available



Horse/Jockey Name	Mishani Aviator
Final Rank	4
Fastest Section Time (Section)	0:07.57 (Overall)
Top Speed [km/h] (Section)	66.3 (1000m)
Race State	Finished



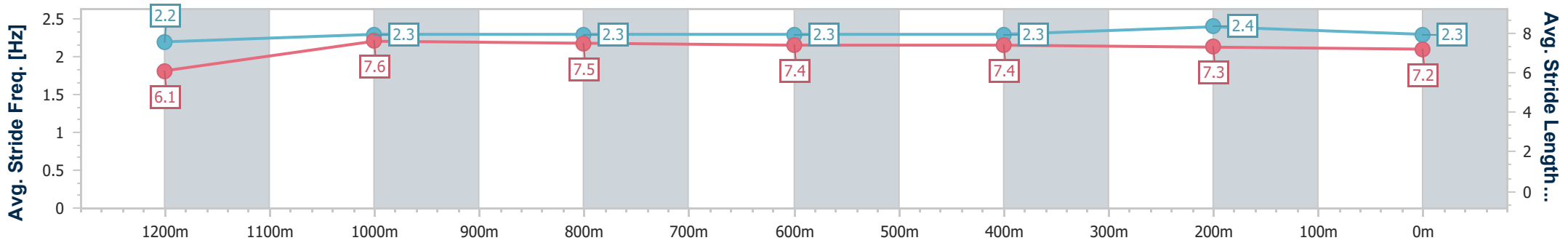
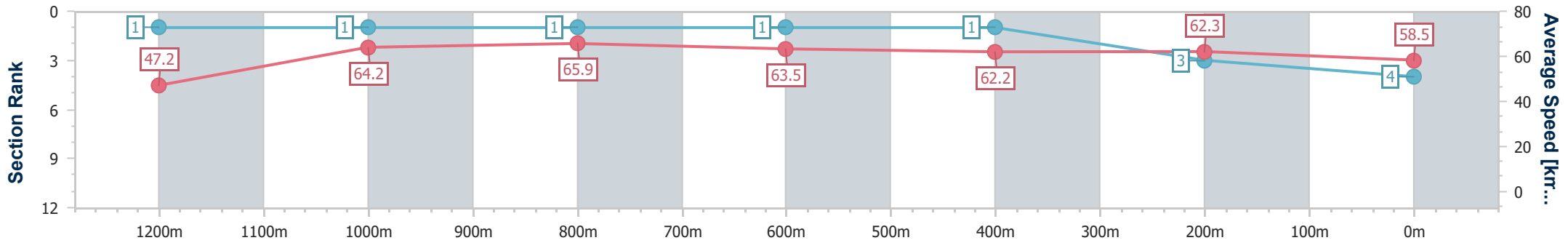
Mackay QLD Professional
Race 2: PAYNE PRINT QTIS Three-Year-Old Handicap - 1300m



26 July 2024 - 12:54

Track Rating: Good 4, Weather: Fine, Rail Position: True

Section	Overall	1200m	1000m	800m	600m	400m	200m
Section Times	1:16.60 [4] (0:07.57)	1:09.03 [1] (0:11.21)	0:57.82 [1] (0:10.97)	0:46.85 [1] (0:11.34)	0:35.51 [1] (0:11.62)	0:23.89 [1] (0:11.56)	0:12.33 [3] (0:12.33)
Average Speed [km/h]	47.2	64.2	65.9	63.5	62.2	62.3	58.5
Top Speed [km/h]	61.3	66.2	66.3	65.4	62.8	62.9	62.4
Avg. Dist. to Rail [m]	8.4	1.5	0.9	0.6	0.5	1.7	1.8
Avg. Stride Freq. [Hz]	2.2	2.3	2.3	2.3	2.3	2.4	2.3
Avg. Stride Length [m]	6.1	7.6	7.5	7.4	7.4	7.3	7.2



- [] Ranking at each section and finish
- .-.- No data available at this section
- NA No data available



Horse/Jockey Name	Craicaro
Final Rank	5
Fastest Section Time (Section)	0:08.04 (Overall)
Top Speed [km/h] (Section)	67.5 (1000m)
Race State	Finished



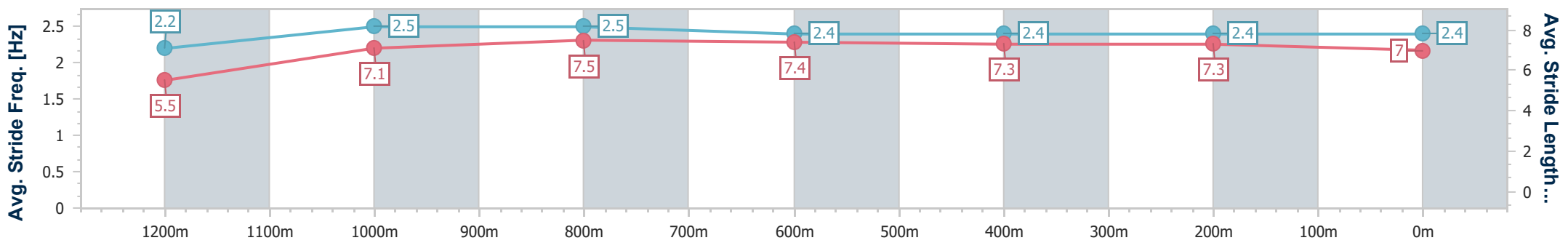
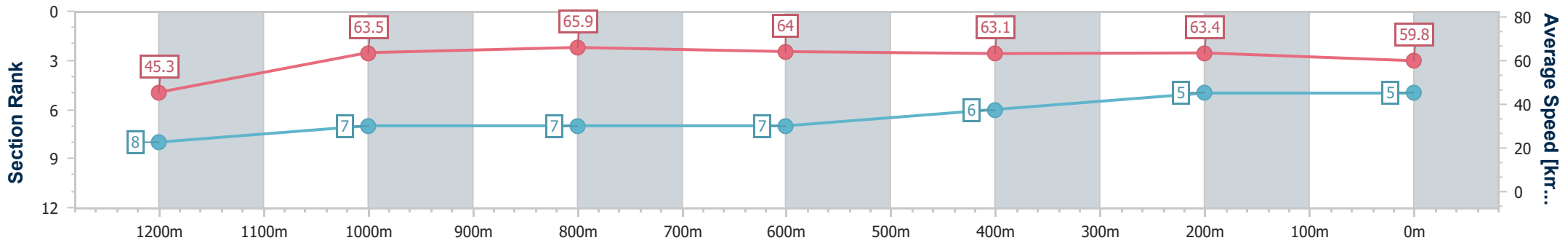
Mackay QLD Professional
Race 2: PAYNE PRINT QTIS Three-Year-Old Handicap - 1300m



26 July 2024 - 12:54

Track Rating: Good 4, Weather: Fine, Rail Position: True

Section	Overall	1200m	1000m	800m	600m	400m	200m
Section Times	1:16.61 [5] (0:08.04)	1:08.57 [8] (0:11.39)	0:57.18 [7] (0:11.01)	0:46.17 [7] (0:11.25)	0:34.92 [7] (0:11.53)	0:23.39 [6] (0:11.39)	0:12.00 [5] (0:12.00)
Average Speed [km/h]	45.3	63.5	65.9	64.0	63.1	63.4	59.8
Top Speed [km/h]	59.9	66.4	67.5	67.0	65.1	64.3	63.6
Avg. Dist. to Rail [m]	14.4	3.0	2.3	1.5	0.9	2.2	2.6
Avg. Stride Freq. [Hz]	2.2	2.5	2.5	2.4	2.4	2.4	2.4
Avg. Stride Length [m]	5.5	7.1	7.5	7.4	7.3	7.3	7.0



- [] Ranking at each section and finish
- .-.- No data available at this section
- NA No data available



Horse/Jockey Name	Sheezalittletorque
Final Rank	6
Fastest Section Time (Section)	0:08.16 (Overall)
Top Speed [km/h] (Section)	66.2 (1000m)
Race State	Finished



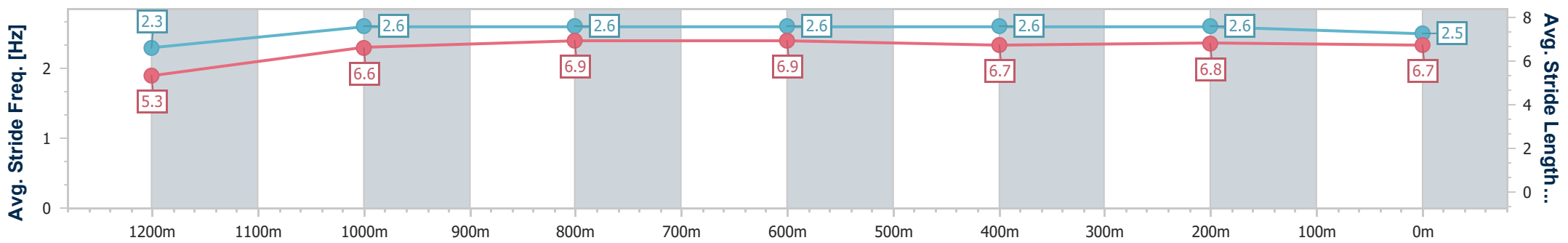
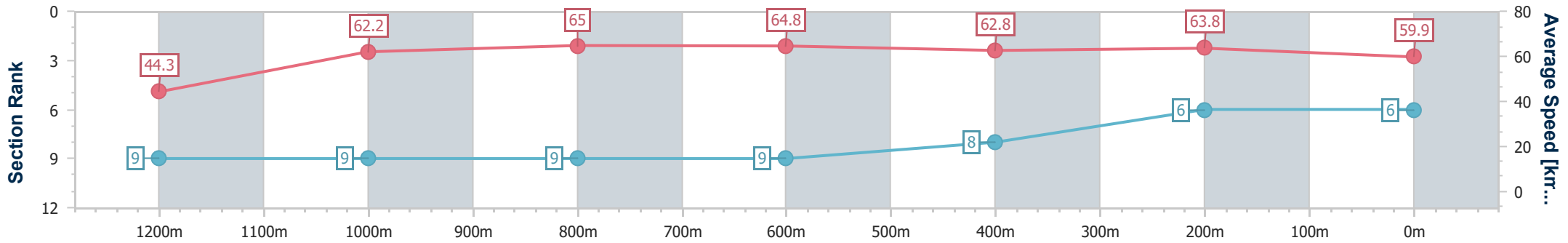
Mackay QLD Professional
Race 2: PAYNE PRINT QTIS Three-Year-Old Handicap - 1300m



26 July 2024 - 12:54

Track Rating: Good 4, Weather: Fine, Rail Position: True

Section	Overall	1200m	1000m	800m	600m	400m	200m
Section Times	1:16.83 [6] (0:08.16)	1:08.67 [9] (0:11.59)	0:57.08 [9] (0:11.11)	0:45.97 [9] (0:11.17)	0:34.80 [9] (0:11.47)	0:23.33 [8] (0:11.30)	0:12.03 [6] (0:12.03)
Average Speed [km/h]	44.3	62.2	65.0	64.8	62.8	63.8	59.9
Top Speed [km/h]	58.9	65.1	66.2	66.0	65.3	65.4	62.5
Avg. Dist. to Rail [m]	13.1	2.2	0.7	1.8	0.3	1.7	1.4
Avg. Stride Freq. [Hz]	2.3	2.6	2.6	2.6	2.6	2.6	2.5
Avg. Stride Length [m]	5.3	6.6	6.9	6.9	6.7	6.8	6.7



- [] Ranking at each section and finish
- .-.- No data available at this section
- NA No data available



Horse/Jockey Name	Papasito
Final Rank	7
Fastest Section Time (Section)	0:07.82 (Overall)
Top Speed [km/h] (Section)	67.4 (1200m)
Race State	Finished



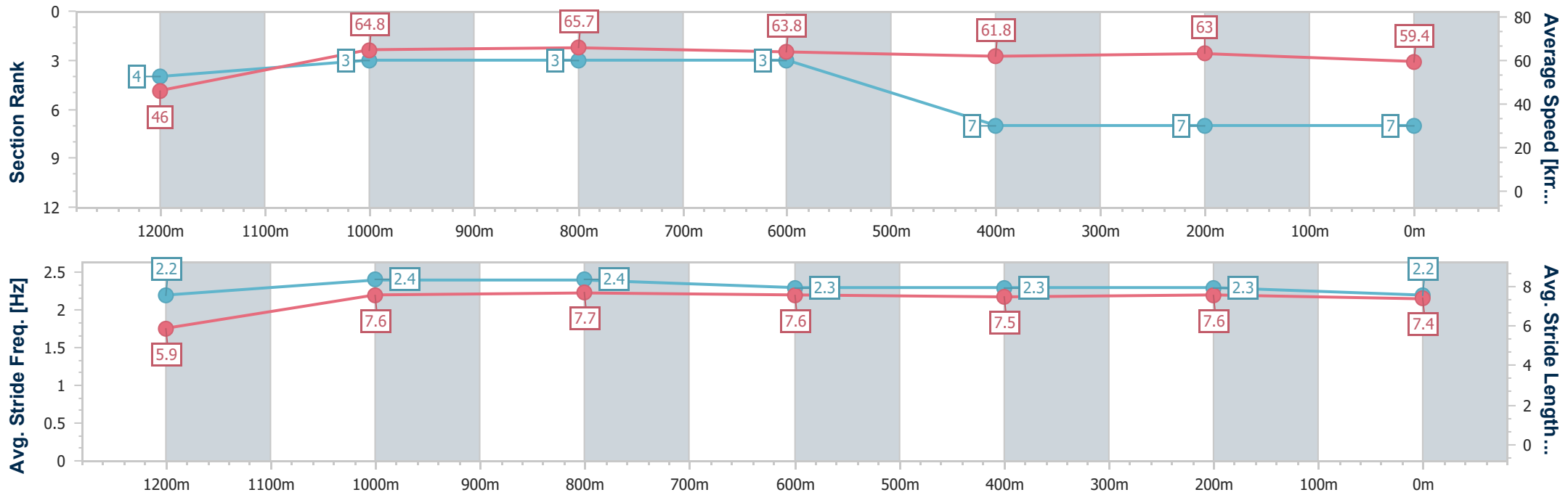
Mackay QLD Professional
Race 2: PAYNE PRINT QTIS Three-Year-Old Handicap - 1300m



26 July 2024 - 12:54

Track Rating: Good 4, Weather: Fine, Rail Position: True

Section	Overall	1200m	1000m	800m	600m	400m	200m
Section Times	1:16.92 [7] (0:07.82)	1:09.10 [4] (0:11.21)	0:57.89 [3] (0:11.02)	0:46.87 [3] (0:11.35)	0:35.52 [3] (0:11.87)	0:23.65 [7] (0:11.54)	0:12.11 [7] (0:12.11)
Average Speed [km/h]	46.0	64.8	65.7	63.8	61.8	63.0	59.4
Top Speed [km/h]	61.2	67.4	67.1	65.7	62.6	64.2	61.6
Avg. Dist. to Rail [m]	12.9	4.6	2.0	0.8	2.7	4.9	6.7
Avg. Stride Freq. [Hz]	2.2	2.4	2.4	2.3	2.3	2.3	2.2
Avg. Stride Length [m]	5.9	7.6	7.7	7.6	7.5	7.6	7.4



- [] Ranking at each section and finish
- .-.- No data available at this section
- NA No data available



Horse/Jockey Name	Cyber Jam
Final Rank	8
Fastest Section Time (Section)	0:08.00 (Overall)
Top Speed [km/h] (Section)	66.2 (1200m)
Race State	Finished



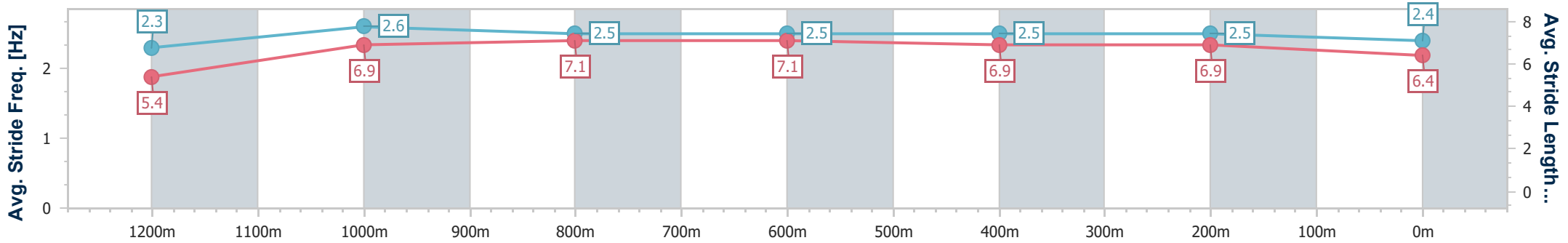
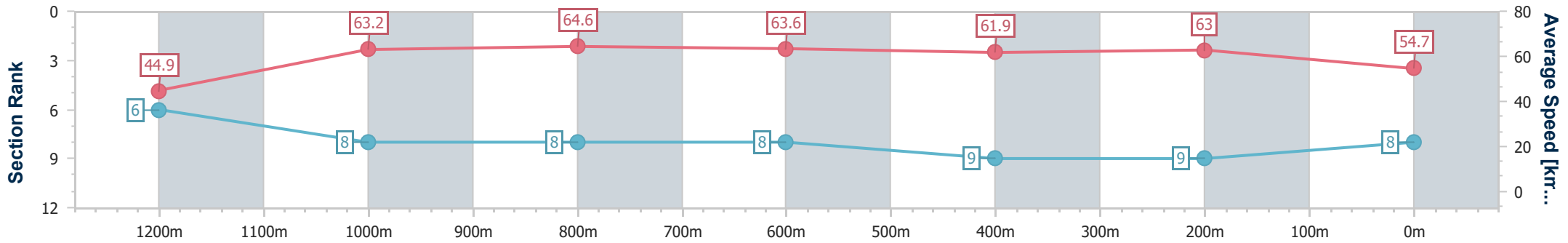
Mackay QLD Professional
Race 2: PAYNE PRINT QTIS Three-Year-Old Handicap - 1300m



26 July 2024 - 12:54

Track Rating: Good 4, Weather: Fine, Rail Position: True

Section	Overall	1200m	1000m	800m	600m	400m	200m
Section Times	1:18.15 [8] (0:08.00)	1:10.15 [6] (0:11.45)	0:58.70 [8] (0:11.14)	0:47.56 [8] (0:11.36)	0:36.20 [8] (0:11.57)	0:24.63 [9] (0:11.47)	0:13.16 [9] (0:13.16)
Average Speed [km/h]	44.9	63.2	64.6	63.6	61.9	63.0	54.7
Top Speed [km/h]	58.6	66.2	66.2	65.5	64.9	65.3	60.5
Avg. Dist. to Rail [m]	7.8	1.2	0.2	0.8	0.4	1.1	1.6
Avg. Stride Freq. [Hz]	2.3	2.6	2.5	2.5	2.5	2.5	2.4
Avg. Stride Length [m]	5.4	6.9	7.1	7.1	6.9	6.9	6.4



- [] Ranking at each section and finish
- .-.- No data available at this section
- NA No data available



Horse/Jockey Name	Tohuku
Final Rank	9
Fastest Section Time (Section)	0:07.90 (Overall)
Top Speed [km/h] (Section)	67.1 (1200m)
Race State	Finished



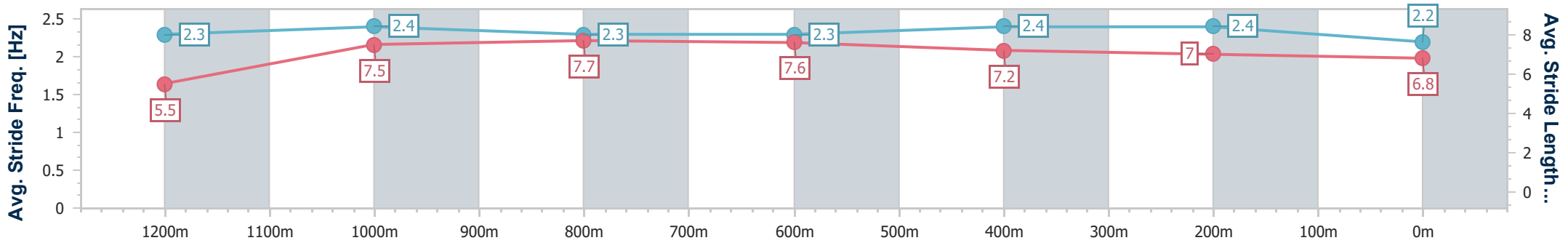
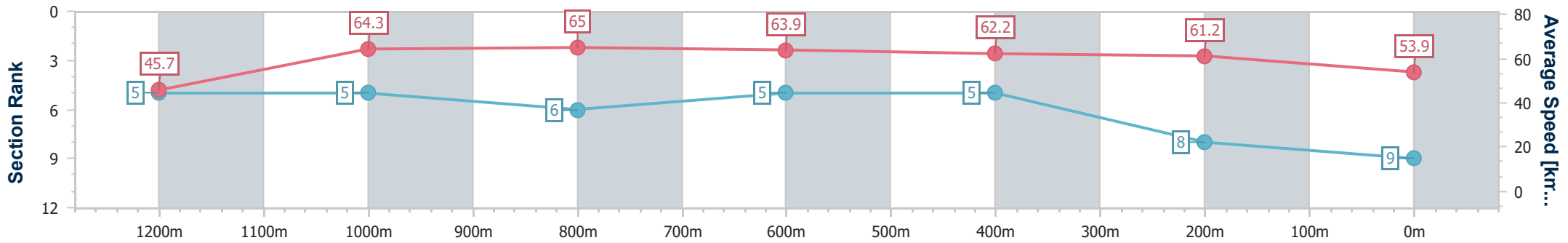
Mackay QLD Professional
Race 2: PAYNE PRINT QTIS Three-Year-Old Handicap - 1300m



26 July 2024 - 12:54

Track Rating: Good 4, Weather: Fine, Rail Position: True

Section	Overall	1200m	1000m	800m	600m	400m	200m
Section Times	1:18.33 [9] (0:07.90)	1:10.43 [5] (0:11.25)	0:59.18 [5] (0:11.10)	0:48.08 [6] (0:11.29)	0:36.79 [5] (0:11.63)	0:25.16 [5] (0:11.77)	0:13.39 [8]
Average Speed [km/h]	45.7	64.3	65.0	63.9	62.2	61.2	53.9
Top Speed [km/h]	62.5	67.1	65.8	65.5	64.0	63.3	58.4
Avg. Dist. to Rail [m]	9.9	2.5	1.1	0.6	0.8	1.2	2.3
Avg. Stride Freq. [Hz]	2.3	2.4	2.3	2.3	2.4	2.4	2.2
Avg. Stride Length [m]	5.5	7.5	7.7	7.6	7.2	7.0	6.8



- [] Ranking at each section and finish
- .-.- No data available at this section
- NA No data available



Mackay QLD Professional

Race 3: MANDY ATHERTON PROFESSIONALS BENCHMARK 70

Handicap - 1100m

26 July 2024 - 13:34



Track Rating: Good 4, Weather: Fine, Rail Position: True

Section		Overall	1000m	800m	600m	400m	200m	Last 600m					
Field Times		1:03.45 (0:07.50)	0:55.95 (0:10.67)	0:45.28 (0:10.90)	0:34.38 (0:11.33)	0:23.05 (0:11.10)	0:11.95 (0:11.95)	0:34.38					
Rank	TAB Horse/Jockey	Barrier	Top Speed [km/h]	Fastest Section							Margin	Distance Travelled [m]	
1	4 BEAUTY BOOM Justin Huxtable	8	69.1	0:07.69	1:03.45 [1] (0:07.69)	0:55.76 [2] (0:10.76)	0:45.00 [2] (0:10.93)	0:34.07 [2] (0:11.16)	0:22.91 [2] (0:11.12)	0:11.79 [2] (0:11.79)	1:03.45	0:34.07	
2	7 SINGLE MEMO Samantha Collett	9	68.8	0:07.50	1:03.49 [2] (0:07.50)	0:55.99 [1] (0:10.67)	0:45.32 [1] (0:10.90)	0:34.42 [1] (0:11.33)	0:23.09 [1] (0:11.10)	0:11.99 [1] (0:11.99)	0.26L	0:34.42	+1
3	6 MEDIA EMPIRE Warwick Satherley	4	66.8	0:08.03	1:03.98 [3] (0:08.03)	0:55.95 [7] (0:11.13)	0:44.82 [6] (0:10.97)	0:33.85 [6] (0:11.38)	0:22.47 [6] (0:11.03)	0:11.44 [7] (0:11.44)	3.1L	0:33.85	-2
4	3 THATFEELSBETTER Corey Sutherland	5	68.8	0:08.24	1:04.02 [4] (0:08.24)	0:55.78 [9] (0:11.10)	0:44.68 [8] (0:11.04)	0:33.64 [8] (0:11.30)	0:22.34 [9] (0:10.85)	0:11.49 [6] (0:11.49)	3.36L	0:33.64	+2
5	1 CAPTAIN FOX Dylan Bennett	3	69.5	0:07.90	1:04.11 [5] (0:07.90)	0:56.21 [5] (0:11.00)	0:45.21 [3] (0:10.62)	0:34.59 [3] (0:11.16)	0:23.43 [3] (0:11.39)	0:12.04 [3] (0:12.04)	3.87L	0:34.59	-6
6	11 MISHANI MYSTIQUE Tahlia Fenlon	2	66.4	0:08.17	1:04.18 [6] (0:08.17)	0:56.01 [8] (0:11.34)	0:44.67 [9] (0:10.94)	0:33.73 [9] (0:11.10)	0:22.63 [7] (0:11.07)	0:11.56 [8] (0:11.56)	4.29L	0:33.73	-6
7	10 ACOUSTIX Shania Willis	11	69.1	0:07.98	1:04.48 [7] (0:07.98)	0:56.50 [6] (0:11.01)	0:45.49 [4] (0:10.88)	0:34.61 [4] (0:11.12)	0:23.49 [4] (0:11.38)	0:12.11 [4] (0:12.11)	6.08L	0:34.61	-1
8	9 DEEL WITH ME Alisha Donald	7	66.8	0:08.54	1:04.53 [8] (0:08.54)	0:55.99 [11] (0:11.26)	0:44.73 [10] (0:10.93)	0:33.80 [10] (0:11.19)	0:22.61 [10] (0:11.17)	0:11.44 [9] (0:11.44)	6.36L	0:33.80	-6
9	5 DOLLAR DOLLAR Justin Stanley	1	67.4	0:07.87	1:04.56 [9] (0:07.87)	0:56.69 [4] (0:11.33)	0:45.36 [7] (0:10.82)	0:34.54 [5] (0:11.08)	0:23.46 [5] (0:11.42)	0:12.04 [5] (0:12.04)	6.55L	0:34.54	-7
10	8 BROMES Zac Sprie	10	67.3	0:08.35	1:05.70 [10] (0:08.35)	0:57.35 [10] (0:11.48)	0:45.87 [11] (0:11.06)	0:34.81 [11] (0:11.21)	0:23.60 [11] (0:11.23)	0:12.37 [11] (0:12.37)	13.25L	0:34.81	-1



Mackay QLD Professional
Race 3: MANDY ATHERTON PROFESSIONALS BENCHMARK 70
Handicap - 1100m
26 July 2024 - 13:34



MACKAY TURF CLUB
 Ooralea Racecourse

Track Rating: Good 4, Weather: Fine, Rail Position: True

Section	Overall	1000m	800m	600m	400m	200m	Last 600m
Field Times	1:03.45 (0:07.50)	0:55.95 (0:10.67)	0:45.28 (0:10.90)	0:34.38 (0:11.33)	0:23.05 (0:11.10)	0:11.95 (0:11.95)	0:34.38

Rank	TAB	Horse/Jockey	Barrier	Top Speed [km/h]	Fastest Section	Overall	1000m	800m	600m	400m	200m	Margin	Distance Travelled [m]	
11	2	BOLD HUNTER	6	66.5	0:07.76	1:05.81 [11]	0:58.05 [3]	0:46.75 [5]	0:35.60 [7]	0:24.23 [8]	0:12.69 [10]	13.89L	0:35.60	-6
		Ryan Wiggins		800m	Overall	(0:07.76)	(0:11.30)	(0:11.15)	(0:11.37)	(0:11.54)	(0:12.69)			



Horse/Jockey Name	Beauty Boom
Final Rank	1
Fastest Section Time (Section)	0:07.69 (Overall)
Top Speed [km/h] (Section)	69.1 (1000m)
Race State	Finished

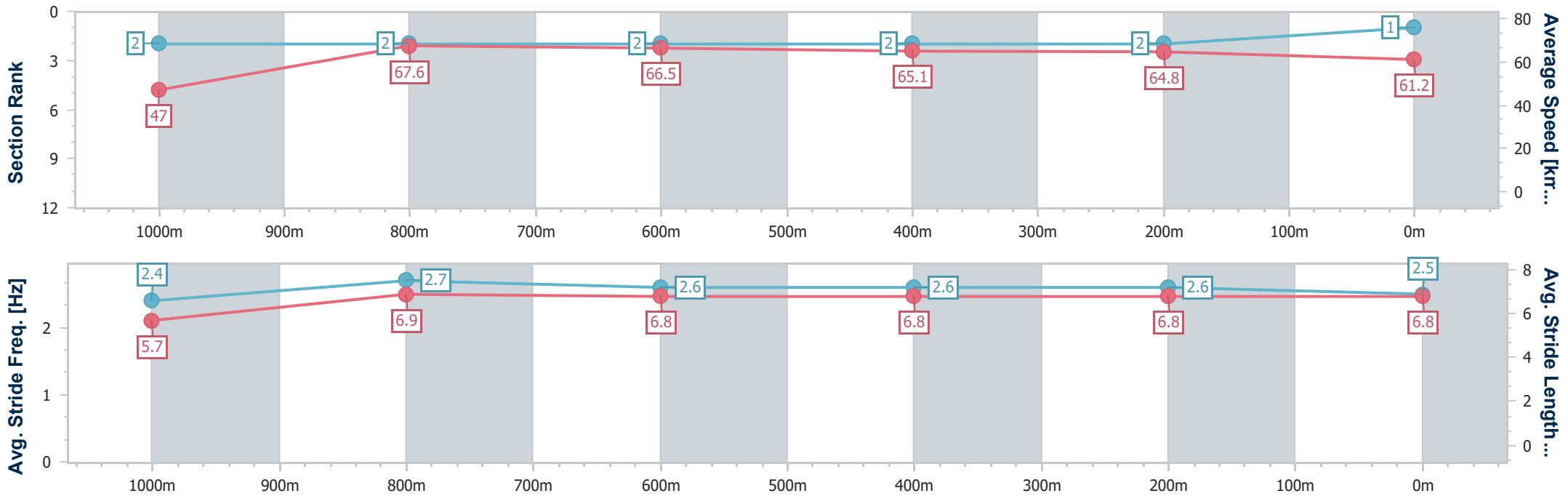


Mackay QLD Professional
 Race 3: MANDY ATHERTON PROFESSIONALS BENCHMARK
 70 Handicap - 1100m
 26 July 2024 - 13:34



Track Rating: Good 4, Weather: Fine, Rail Position: True

Section	Overall	1000m	800m	600m	400m	200m
Section Times	1:03.45 [1] (0:07.69)	0:55.76 [2] (0:10.76)	0:45.00 [2] (0:10.93)	0:34.07 [2] (0:11.16)	0:22.91 [2] (0:11.12)	0:11.79 [2] (0:11.79)
Average Speed [km/h]	47.0	67.6	66.5	65.1	64.8	61.2
Top Speed [km/h]	64.2	69.1	67.5	65.7	66.4	64.5
Avg. Dist. to Rail [m]	7.4	3.5	2.6	1.5	1.6	1.0
Avg. Stride Freq. [Hz]	2.4	2.7	2.6	2.6	2.6	2.5
Avg. Stride Length [m]	5.7	6.9	6.8	6.8	6.8	6.8



- [] Ranking at each section and finish
- .-.- No data available at this section
- NA No data available



Horse/Jockey Name	Single Memo
Final Rank	2
Fastest Section Time (Section)	0:07.50 (Overall)
Top Speed [km/h] (Section)	68.8 (1000m)
Race State	Finished

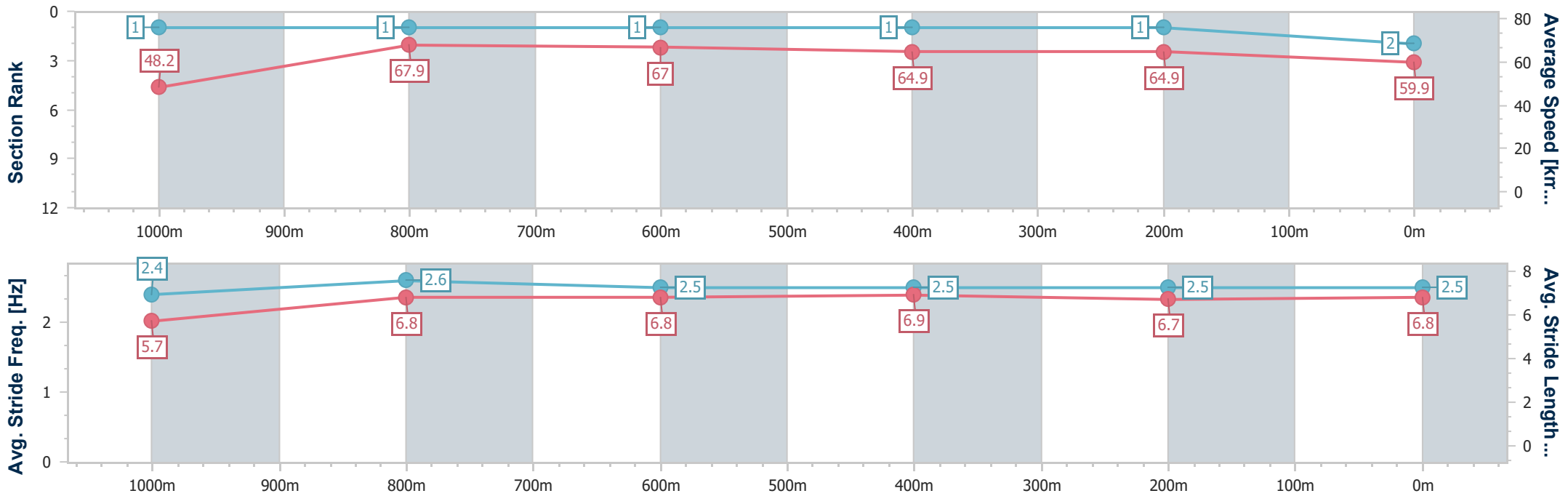


Mackay QLD Professional
 Race 3: MANDY ATHERTON PROFESSIONALS BENCHMARK
 70 Handicap - 1100m
 26 July 2024 - 13:34



Track Rating: Good 4, Weather: Fine, Rail Position: True

Section	Overall	1000m	800m	600m	400m	200m
Section Times	1:03.49 [2] (0:07.50)	0:55.99 [1] (0:10.67)	0:45.32 [1] (0:10.90)	0:34.42 [1] (0:11.33)	0:23.09 [1] (0:11.10)	0:11.99 [1] (0:11.99)
Average Speed [km/h]	48.2	67.9	67.0	64.9	64.9	59.9
Top Speed [km/h]	64.2	68.8	67.8	65.4	66.8	63.7
Avg. Dist. to Rail [m]	8.7	2.6	4.2	2.5	0.2	0.5
Avg. Stride Freq. [Hz]	2.4	2.6	2.5	2.5	2.5	2.5
Avg. Stride Length [m]	5.7	6.8	6.8	6.9	6.7	6.8



- [] Ranking at each section and finish
- .-.- No data available at this section
- NA No data available



Horse/Jockey Name	Media Empire
Final Rank	3
Fastest Section Time (Section)	0:08.03 (Overall)
Top Speed [km/h] (Section)	66.8 (800m)
Race State	Finished

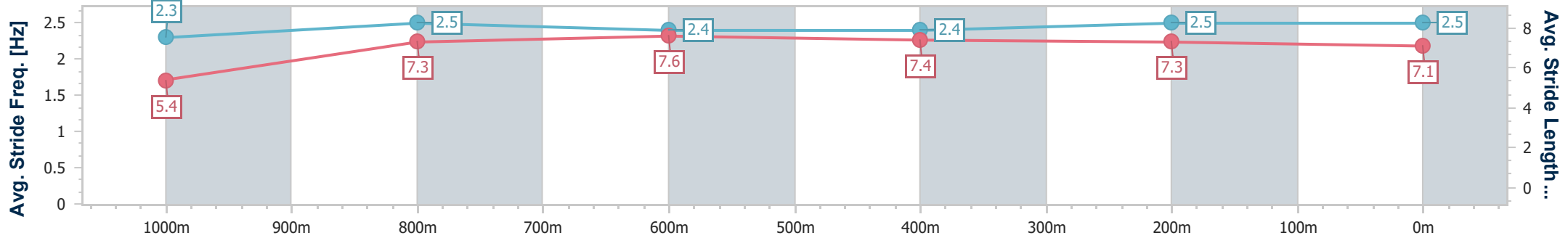
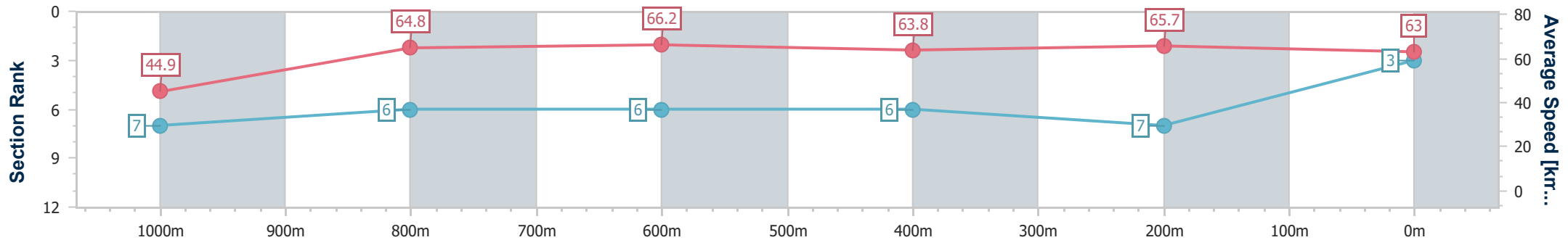


Mackay QLD Professional
 Race 3: MANDY ATHERTON PROFESSIONALS BENCHMARK
 70 Handicap - 1100m
 26 July 2024 - 13:34



Track Rating: Good 4, Weather: Fine, Rail Position: True

Section	Overall	1000m	800m	600m	400m	200m
Section Times	1:03.98 [3] (0:08.03)	0:55.95 [7] (0:11.13)	0:44.82 [6] (0:10.97)	0:33.85 [6] (0:11.38)	0:22.47 [6] (0:11.03)	0:11.44 [7] (0:11.44)
Average Speed [km/h]	44.9	64.8	66.2	63.8	65.7	63.0
Top Speed [km/h]	62.0	66.4	66.8	65.0	66.4	65.6
Avg. Dist. to Rail [m]	4.0	1.7	1.8	1.4	3.8	8.0
Avg. Stride Freq. [Hz]	2.3	2.5	2.4	2.4	2.5	2.5
Avg. Stride Length [m]	5.4	7.3	7.6	7.4	7.3	7.1



- [] Ranking at each section and finish
- .-.- No data available at this section
- NA No data available



Horse/Jockey Name	Thatfeelsbetter
Final Rank	4
Fastest Section Time (Section)	0:08.24 (Overall)
Top Speed [km/h] (Section)	68.8 (400m)
Race State	Finished

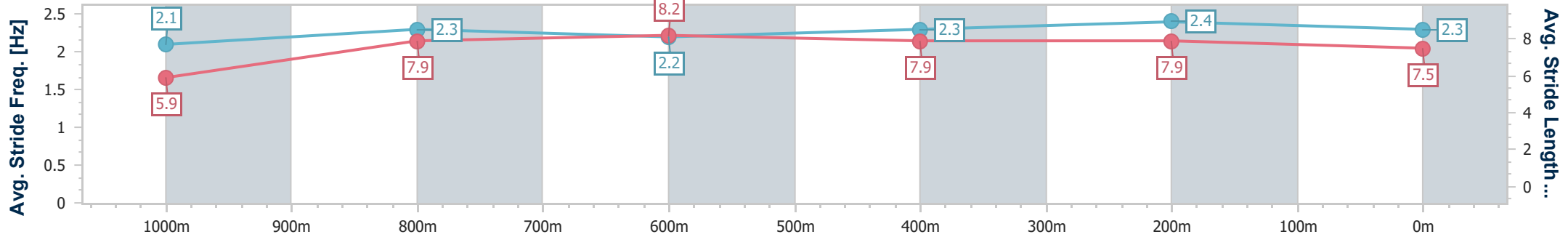
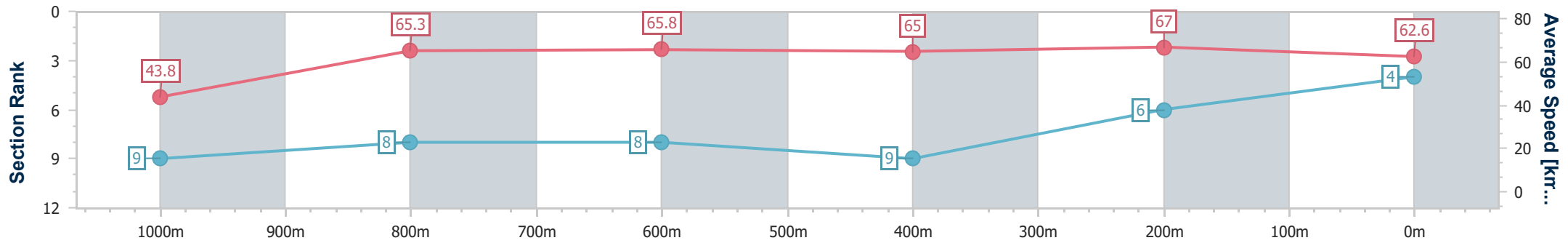


Mackay QLD Professional
 Race 3: MANDY ATHERTON PROFESSIONALS BENCHMARK
 70 Handicap - 1100m
 26 July 2024 - 13:34



Track Rating: Good 4, Weather: Fine, Rail Position: True

Section	Overall	1000m	800m	600m	400m	200m
Section Times	1:04.02 [4] (0:08.24)	0:55.78 [9] (0:11.10)	0:44.68 [8] (0:11.04)	0:33.64 [8] (0:11.30)	0:22.34 [9] (0:10.85)	0:11.49 [6] (0:11.49)
Average Speed [km/h]	43.8	65.3	65.8	65.0	67.0	62.6
Top Speed [km/h]	61.5	66.7	66.2	66.3	68.8	66.2
Avg. Dist. to Rail [m]	4.5	2.5	2.5	2.7	5.6	8.5
Avg. Stride Freq. [Hz]	2.1	2.3	2.2	2.3	2.4	2.3
Avg. Stride Length [m]	5.9	7.9	8.2	7.9	7.9	7.5



- [] Ranking at each section and finish
- .-.- No data available at this section
- NA No data available



Horse/Jockey Name	Captain Fox
Final Rank	5
Fastest Section Time (Section)	0:07.90 (Overall)
Top Speed [km/h] (Section)	69.5 (800m)
Race State	Finished

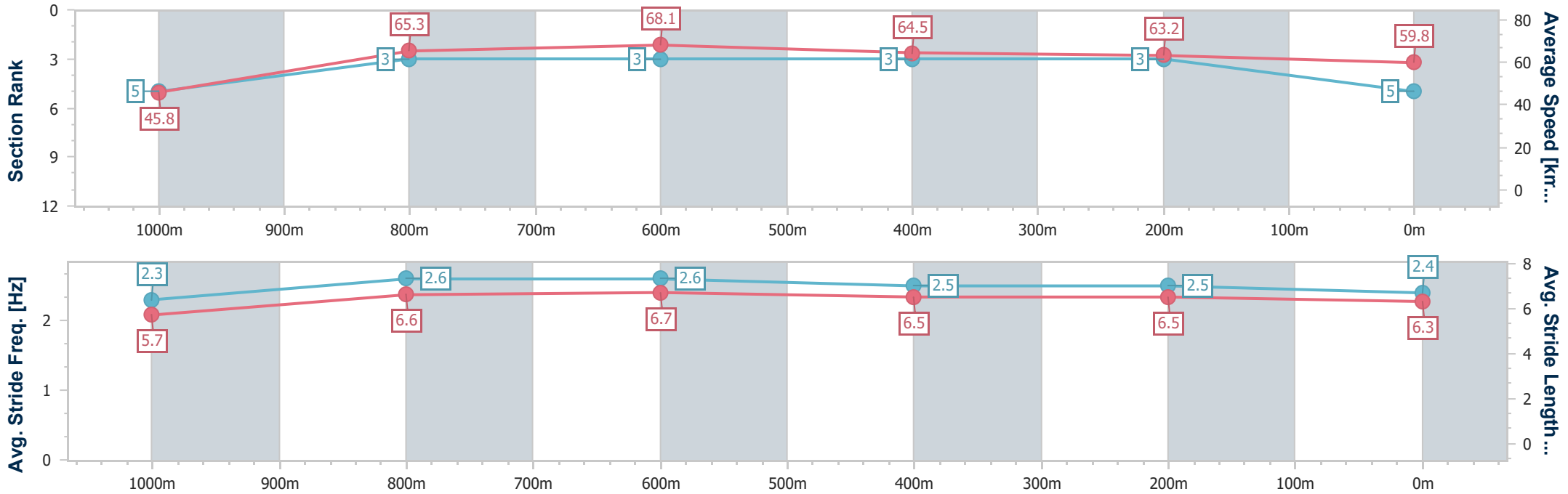


Mackay QLD Professional
 Race 3: MANDY ATHERTON PROFESSIONALS BENCHMARK
 70 Handicap - 1100m
 26 July 2024 - 13:34



Track Rating: Good 4, Weather: Fine, Rail Position: True

Section	Overall	1000m	800m	600m	400m	200m
Section Times	1:04.11 [5] (0:07.90)	0:56.21 [5] (0:11.00)	0:45.21 [3] (0:10.62)	0:34.59 [3] (0:11.16)	0:23.43 [3] (0:11.39)	0:12.04 [3] (0:12.04)
Average Speed [km/h]	45.8	65.3	68.1	64.5	63.2	59.8
Top Speed [km/h]	64.1	69.1	69.5	66.0	66.4	62.5
Avg. Dist. to Rail [m]	2.2	0.4	0.4	0.4	3.1	6.3
Avg. Stride Freq. [Hz]	2.3	2.6	2.6	2.5	2.5	2.4
Avg. Stride Length [m]	5.7	6.6	6.7	6.5	6.5	6.3



- [] Ranking at each section and finish
- .-.- No data available at this section
- NA No data available



Horse/Jockey Name	Mishani Mystique
Final Rank	6
Fastest Section Time (Section)	0:08.17 (Overall)
Top Speed [km/h] (Section)	66.4 (800m)
Race State	Finished

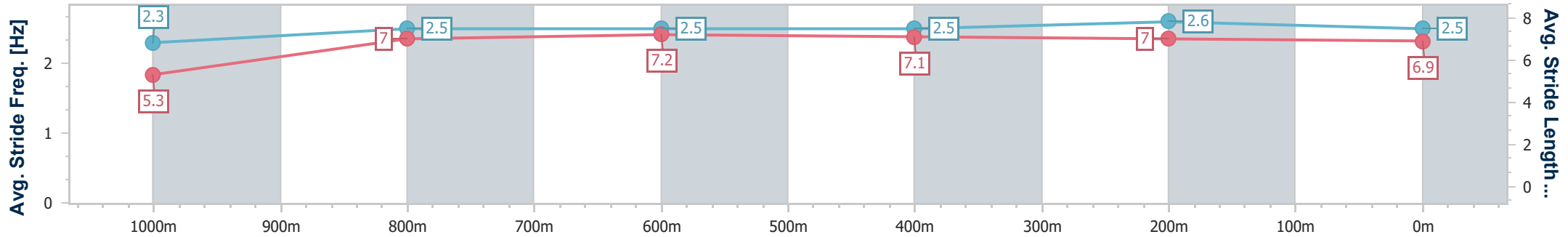
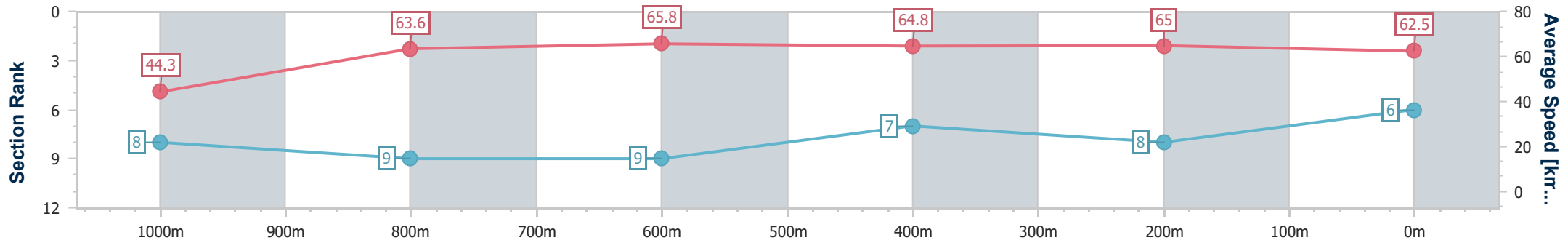


Mackay QLD Professional
Race 3: MANDY ATHERTON PROFESSIONALS BENCHMARK
70 Handicap - 1100m



26 July 2024 - 13:34
Track Rating: Good 4, Weather: Fine, Rail Position: True

Section	Overall	1000m	800m	600m	400m	200m
Section Times	1:04.18 [6] (0:08.17)	0:56.01 [8] (0:11.34)	0:44.67 [9] (0:10.94)	0:33.73 [9] (0:11.10)	0:22.63 [7] (0:11.07)	0:11.56 [8] (0:11.56)
Average Speed [km/h]	44.3	63.6	65.8	64.8	65.0	62.5
Top Speed [km/h]	63.8	65.5	66.4	65.3	66.2	65.1
Avg. Dist. to Rail [m]	1.9	0.7	0.3	0.2	1.4	1.6
Avg. Stride Freq. [Hz]	2.3	2.5	2.5	2.5	2.6	2.5
Avg. Stride Length [m]	5.3	7.0	7.2	7.1	7.0	6.9



- [] Ranking at each section and finish
- .-.- No data available at this section
- NA No data available



Horse/Jockey Name	Acoustix
Final Rank	7
Fastest Section Time (Section)	0:07.98 (Overall)
Top Speed [km/h] (Section)	69.1 (800m)
Race State	Finished

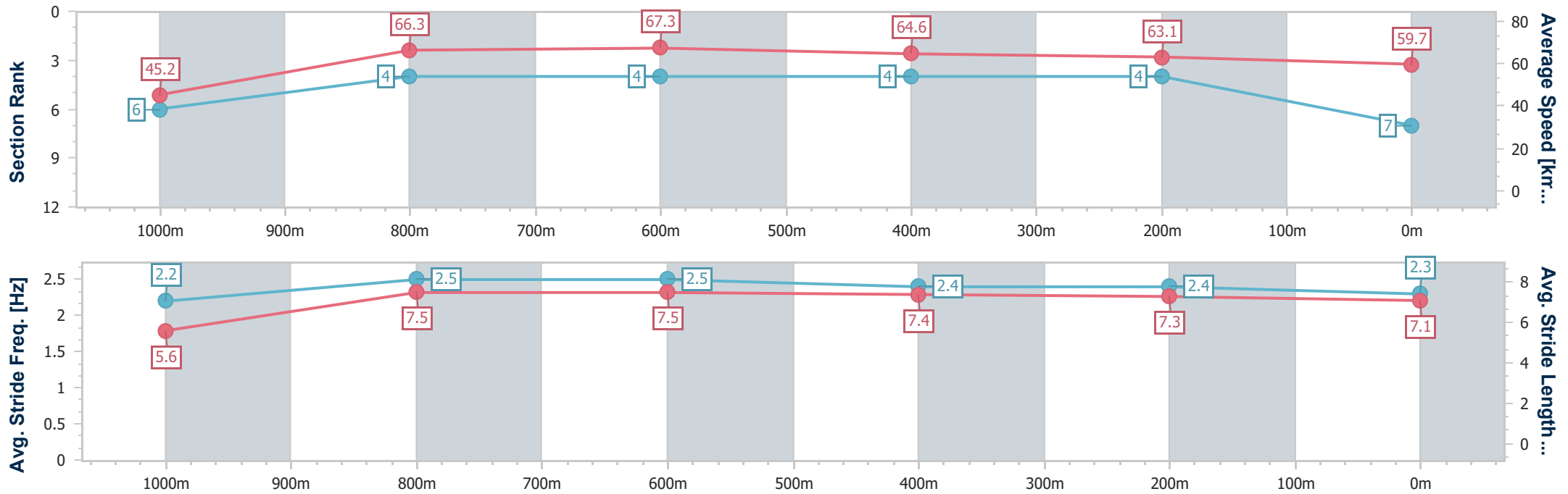


Mackay QLD Professional
 Race 3: MANDY ATHERTON PROFESSIONALS BENCHMARK
 70 Handicap - 1100m
 26 July 2024 - 13:34



Track Rating: Good 4, Weather: Fine, Rail Position: True

Section	Overall	1000m	800m	600m	400m	200m
Section Times	1:04.48 [7] (0:07.98)	0:56.50 [6] (0:11.01)	0:45.49 [4] (0:10.88)	0:34.61 [4] (0:11.12)	0:23.49 [4] (0:11.38)	0:12.11 [4] (0:12.11)
Average Speed [km/h]	45.2	66.3	67.3	64.6	63.1	59.7
Top Speed [km/h]	63.3	67.6	69.1	65.8	65.0	63.9
Avg. Dist. to Rail [m]	10.2	4.1	4.2	0.7	2.2	5.5
Avg. Stride Freq. [Hz]	2.2	2.5	2.5	2.4	2.4	2.3
Avg. Stride Length [m]	5.6	7.5	7.5	7.4	7.3	7.1



- [] Ranking at each section and finish
- .-.- No data available at this section
- NA No data available



Horse/Jockey Name	Deel With Me
Final Rank	8
Fastest Section Time (Section)	0:08.54 (Overall)
Top Speed [km/h] (Section)	66.8 (800m)
Race State	Finished

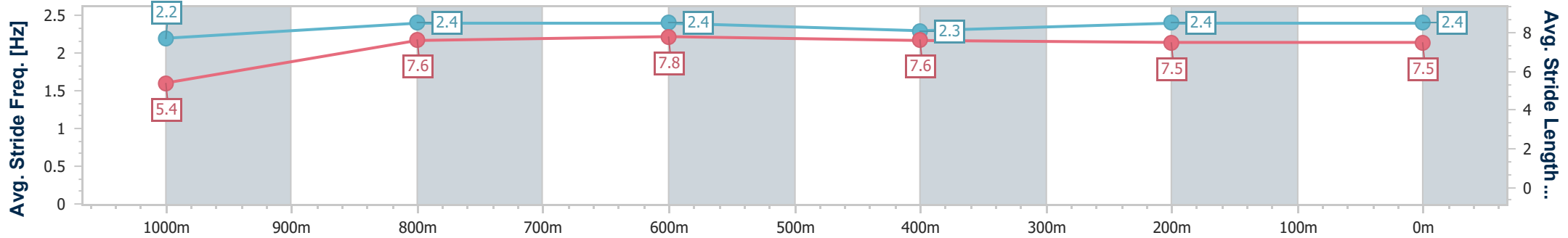
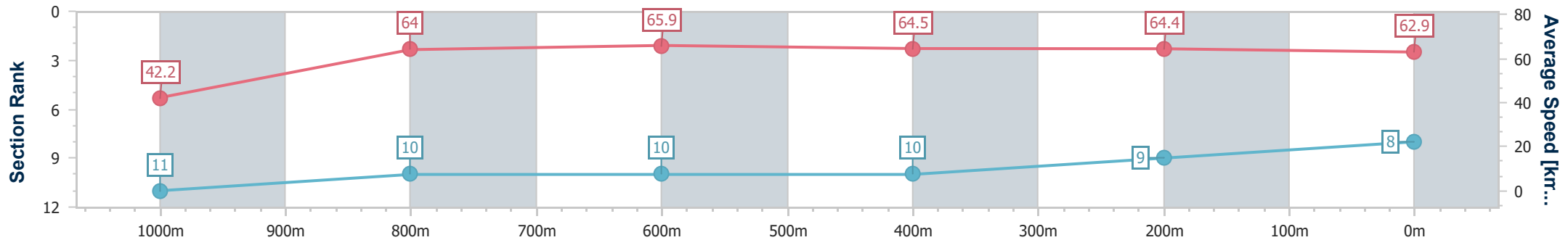


Mackay QLD Professional
Race 3: MANDY ATHERTON PROFESSIONALS BENCHMARK
70 Handicap - 1100m



26 July 2024 - 13:34
Track Rating: Good 4, Weather: Fine, Rail Position: True

Section	Overall	1000m	800m	600m	400m	200m
Section Times	1:04.53 [8] (0:08.54)	0:55.99 [11] (0:11.26)	0:44.73 [10] (0:10.93)	0:33.80 [10] (0:11.19)	0:22.61 [10] (0:11.17)	0:11.44 [9] (0:11.44)
Average Speed [km/h]	42.2	64.0	65.9	64.5	64.4	62.9
Top Speed [km/h]	59.6	65.2	66.8	66.0	65.4	65.5
Avg. Dist. to Rail [m]	4.8	0.3	0.6	0.5	3.1	5.1
Avg. Stride Freq. [Hz]	2.2	2.4	2.4	2.3	2.4	2.4
Avg. Stride Length [m]	5.4	7.6	7.8	7.6	7.5	7.5



- [] Ranking at each section and finish
- .-.- No data available at this section
- NA No data available



Horse/Jockey Name	Dollar Dollar
Final Rank	9
Fastest Section Time (Section)	0:07.87 (Overall)
Top Speed [km/h] (Section)	67.4 (800m)
Race State	Finished

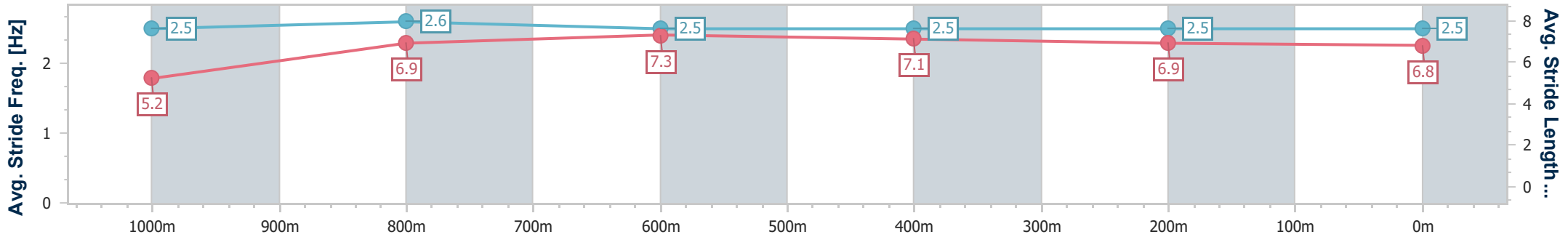
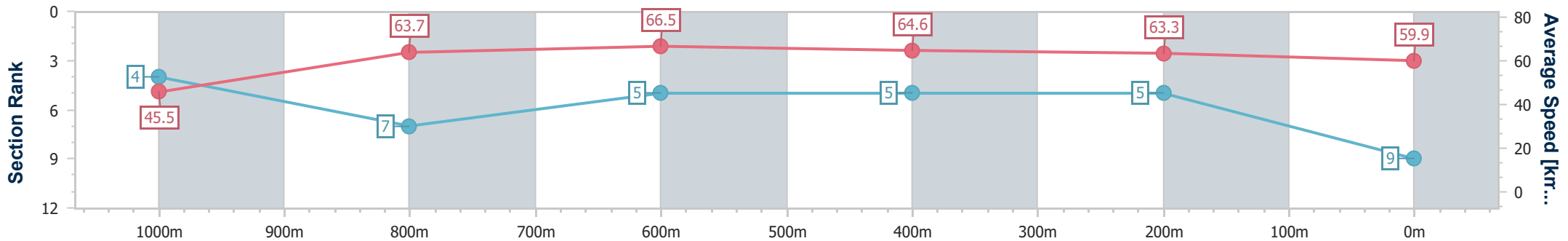


Mackay QLD Professional
 Race 3: MANDY ATHERTON PROFESSIONALS BENCHMARK
 70 Handicap - 1100m
 26 July 2024 - 13:34



Track Rating: Good 4, Weather: Fine, Rail Position: True

Section	Overall	1000m	800m	600m	400m	200m
Section Times	1:04.56 [9] (0:07.87)	0:56.69 [4] (0:11.33)	0:45.36 [7] (0:10.82)	0:34.54 [5] (0:11.08)	0:23.46 [5] (0:11.42)	0:12.04 [5] (0:12.04)
Average Speed [km/h]	45.5	63.7	66.5	64.6	63.3	59.9
Top Speed [km/h]	63.3	65.7	67.4	66.2	64.1	62.9
Avg. Dist. to Rail [m]	1.2	0.1	0.5	0.8	2.1	3.0
Avg. Stride Freq. [Hz]	2.5	2.6	2.5	2.5	2.5	2.5
Avg. Stride Length [m]	5.2	6.9	7.3	7.1	6.9	6.8



- [] Ranking at each section and finish
- .-.- No data available at this section
- NA No data available



Horse/Jockey Name	Bromes
Final Rank	10
Fastest Section Time (Section)	0:08.35 (Overall)
Top Speed [km/h] (Section)	67.3 (1000m)
Race State	Finished

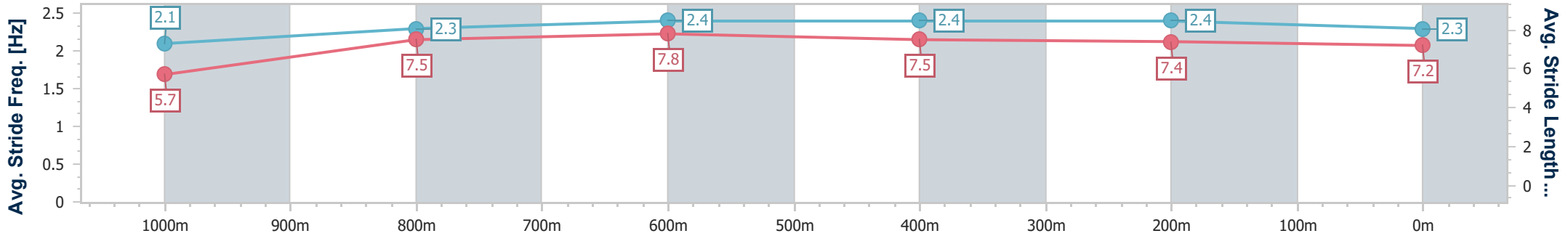
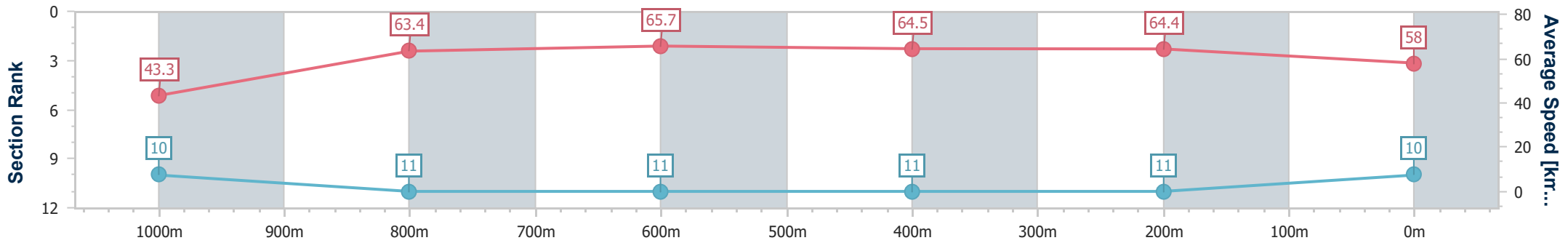


Mackay QLD Professional
 Race 3: MANDY ATHERTON PROFESSIONALS BENCHMARK
 70 Handicap - 1100m
 26 July 2024 - 13:34



Track Rating: Good 4, Weather: Fine, Rail Position: True

Section	Overall	1000m	800m	600m	400m	200m
Section Times	1:05.70 [10] (0:08.35)	0:57.35 [10] (0:11.48)	0:45.87 [11] (0:11.06)	0:34.81 [11] (0:11.21)	0:23.60 [11] (0:11.23)	0:12.37 [11] (0:12.37)
Average Speed [km/h]	43.3	63.4	65.7	64.5	64.4	58.0
Top Speed [km/h]	59.6	67.3	67.1	65.6	65.4	63.0
Avg. Dist. to Rail [m]	8.8	3.6	3.2	0.6	3.0	5.1
Avg. Stride Freq. [Hz]	2.1	2.3	2.4	2.4	2.4	2.3
Avg. Stride Length [m]	5.7	7.5	7.8	7.5	7.4	7.2



- [] Ranking at each section and finish
- .-.- No data available at this section
- NA No data available



Horse/Jockey Name	Bold Hunter
Final Rank	11
Fastest Section Time (Section)	0:07.76 (Overall)
Top Speed [km/h] (Section)	66.5 (800m)
Race State	Finished

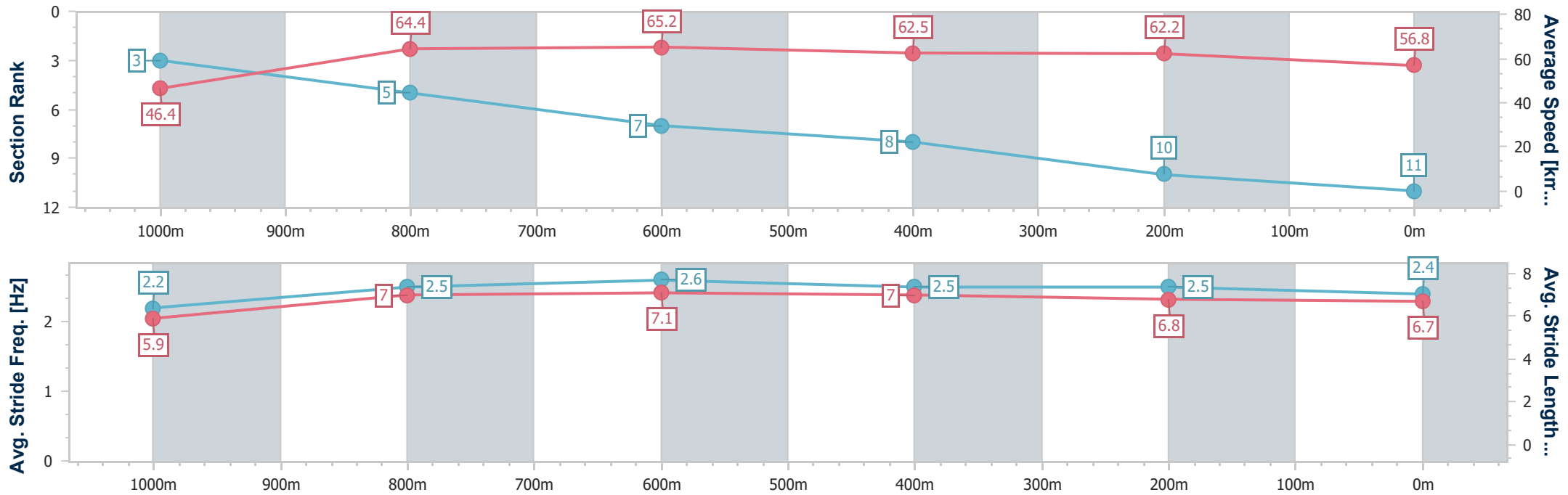


Mackay QLD Professional
 Race 3: MANDY ATHERTON PROFESSIONALS BENCHMARK
 70 Handicap - 1100m
 26 July 2024 - 13:34



Track Rating: Good 4, Weather: Fine, Rail Position: True

Section	Overall	1000m	800m	600m	400m	200m
Section Times	1:05.81 [11] (0:07.76)	0:58.05 [3] (0:11.30)	0:46.75 [5] (0:11.15)	0:35.60 [7] (0:11.37)	0:24.23 [8] (0:11.54)	0:12.69 [10] (0:12.69)
Average Speed [km/h]	46.4	64.4	65.2	62.5	62.2	56.8
Top Speed [km/h]	63.8	65.9	66.5	63.7	63.1	61.3
Avg. Dist. to Rail [m]	5.9	2.9	3.3	1.1	1.7	2.9
Avg. Stride Freq. [Hz]	2.2	2.5	2.6	2.5	2.5	2.4
Avg. Stride Length [m]	5.9	7.0	7.1	7.0	6.8	6.7



- [] Ranking at each section and finish
- .-.- No data available at this section
- NA No data available



Mackay QLD Professional
 Race 4: BLACKS REAL ESTATE H.L. BLACK MEMORIAL OPEN
 Handicap - 1800m
 26 July 2024 - 14:14



Track Rating: Good 4, Weather: Fine, Rail Position: True

Section	Field Times	Overall	1600m	1400m	1200m	1000m	800m	600m	Last 600m				
		1:49.55 (0:13.46)	1:36.09 (0:11.55)	1:24.54 (0:12.01)	1:12.53 (0:12.32)	1:00.21 (0:12.28)	0:47.93 (0:11.90)	0:36.03 (0:11.94)	0:36.03				
Rank	TAB Horse/Jockey	Barrier	Top Speed [km/h]	Fastest Section					Distance Travelled [m]				
1	6 KICK ON COMMAND Samantha Collett	10	63.7 400m	0:11.51 400m	1:49.55 [1] (0:14.24)	1:35.31 [9] (0:11.82)	1:23.49 [9] (0:11.91)	1:11.58 [9] (0:12.22)	0:59.36 [9] (0:12.34)	0:47.02 [8] (0:11.84)	0:35.18 [8] (0:11.83)	0:35.18	
2	10 I SAY BOOM Georgina Cartwright	1	64.7 200m	0:11.59 400m	1:49.59 [2] (0:13.93)	1:35.66 [7] (0:11.75)	1:23.91 [7] (0:11.94)	1:11.97 [6] (0:12.29)	0:59.68 [7] (0:12.34)	0:47.34 [7] (0:11.83)	0:35.51 [7] (0:11.93)	0:35.51	-1
3	8 MAURICE'S MEDAD Justin Stanley	2	63.4 Overall	0:11.62 1600m	1:49.66 [3] (0:13.76)	1:35.90 [5] (0:11.62)	1:24.28 [4] (0:12.08)	1:12.20 [4] (0:12.30)	0:59.90 [4] (0:12.20)	0:47.70 [5] (0:11.84)	0:35.86 [3] (0:11.89)	0:35.86	-8
4	9 SEERESS Shania Willis	6	64.6 400m	0:11.57 400m	1:49.69 [4] (0:14.02)	1:35.67 [8] (0:11.85)	1:23.82 [8] (0:12.00)	1:11.82 [8] (0:12.26)	0:59.56 [8] (0:12.40)	0:47.16 [9] (0:11.84)	0:35.32 [9] (0:11.72)	0:35.32	+7
5	7 HARBELLE Melea Castle	4	63.4 1600m	0:11.76 1600m	1:50.00 [5] (0:13.78)	1:36.22 [6] (0:11.76)	1:24.46 [6] (0:12.00)	1:12.46 [5] (0:12.30)	1:00.16 [6] (0:12.38)	0:47.78 [6] (0:11.81)	0:35.97 [6] (0:11.89)	0:35.97	+7
6	4 CLASS OF ROYALTY Leah Martyn	5	64.3 Overall	0:11.75 1600m	1:50.06 [6] (0:13.69)	1:36.37 [4] (0:11.75)	1:24.62 [5] (0:12.21)	1:12.41 [7] (0:12.14)	1:00.27 [5] (0:12.16)	0:48.11 [3] (0:11.92)	0:36.19 [5] (0:11.90)	0:36.19	+1
7	1 FIGHTING COMMANDO Ryan Wiggins	3	65.3 1600m	0:11.46 1600m	1:50.22 [7] (0:13.55)	1:36.67 [3] (0:11.46)	1:25.21 [1] (0:12.16)	1:13.05 [2] (0:12.39)	1:00.66 [2] (0:12.23)	0:48.43 [2] (0:11.86)	0:36.57 [2] (0:11.93)	0:36.57	-1
8	3 SUCH A WHIT Chelsea Jovic	8	64.8 1600m	0:11.57 1600m	1:50.60 [8] (0:13.46)	1:37.14 [1] (0:11.57)	1:25.57 [2] (0:12.22)	1:13.35 [3] (0:12.43)	1:00.92 [3] (0:12.28)	0:48.64 [4] (0:11.90)	0:36.74 [4] (0:12.02)	0:36.74	+5
9	2 MAJOR ARTIE Sean Cormack	9	65.2 Overall	0:11.61 1600m	1:50.82 [9] (0:13.50)	1:37.32 [2] (0:11.61)	1:25.71 [3] (0:11.91)	1:13.80 [1] (0:12.32)	1:01.48 [1] (0:12.28)	0:49.20 [1] (0:11.90)	0:37.30 [1] (0:11.94)	0:37.30	+2

Scratched: Early Thoughts (#5)



Mackay QLD Professional
Race 4: BLACKS REAL ESTATE H.L. BLACK MEMORIAL OPEN
Handicap - 1800m
26 July 2024 - 14:14



MACKAY TURF CLUB
 Ooralea Racecourse

Track Rating: Good 4, Weather: Fine, Rail Position: True

Section			400m	200m			Last 600m			
Field Times			0:24.09 (0:12.04)	0:12.05 (0:12.05)			0:36.03			
Rank	TAB	Horse/Jockey	Barrier	Top Speed [km/h]	Fastest Section	Margin		Distance Travelled [m]		
1	6	KICK ON COMMAND Samantha Collett	10	63.7 400m	0:11.51 400m	0:23.35 [9] (0:11.51)	0:11.84 [7] (0:11.84)	1:49.55	0:35.18	
2	10	I SAY BOOM Georgina Cartwright	1	64.7 200m	0:11.59 400m	0:23.58 [7] (0:11.59)	0:11.99 [3] (0:11.99)	0.2L	0:35.51	-1
3	8	MAURICE'S MEDAD Justin Stanley	2	63.4 Overall	0:11.62 1600m	0:23.97 [3] (0:11.81)	0:12.16 [1] (0:12.16)	0.64L	0:35.86	-8
4	9	SEERESS Shania Willis	6	64.6 400m	0:11.57 400m	0:23.60 [8] (0:11.57)	0:12.03 [4] (0:12.03)	0.82L	0:35.32	+7
5	7	HARBELLE Melea Castle	4	63.4 1600m	0:11.76 1600m	0:24.08 [6] (0:11.81)	0:12.27 [8] (0:12.27)	2.61L	0:35.97	+7
6	4	CLASS OF ROYALTY Leah Martyn	5	64.3 Overall	0:11.75 1600m	0:24.29 [4] (0:11.93)	0:12.36 [6] (0:12.36)	2.99L	0:36.19	+1
7	1	FIGHTING COMMANDO Ryan Wiggins	3	65.3 1600m	0:11.46 1600m	0:24.64 [2] (0:11.98)	0:12.66 [2] (0:12.66)	3.96L	0:36.57	-1
8	3	SUCH A WHIT Chelsea Jokic	8	64.8 1600m	0:11.57 1600m	0:24.72 [5] (0:11.88)	0:12.84 [9] (0:12.84)	6.14L	0:36.74	+5
9	2	MAJOR ARTIE Sean Cormack	9	65.2 Overall	0:11.61 1600m	0:25.36 [1] (0:12.22)	0:13.14 [5] (0:13.14)	7.47L	0:37.30	+2

Scratched: Early Thoughts (#5)



Horse/Jockey Name	Kick On Command
Final Rank	1
Fastest Section Time (Section)	0:11.51 (400m)
Top Speed [km/h] (Section)	63.7 (400m)
Race State	Finished

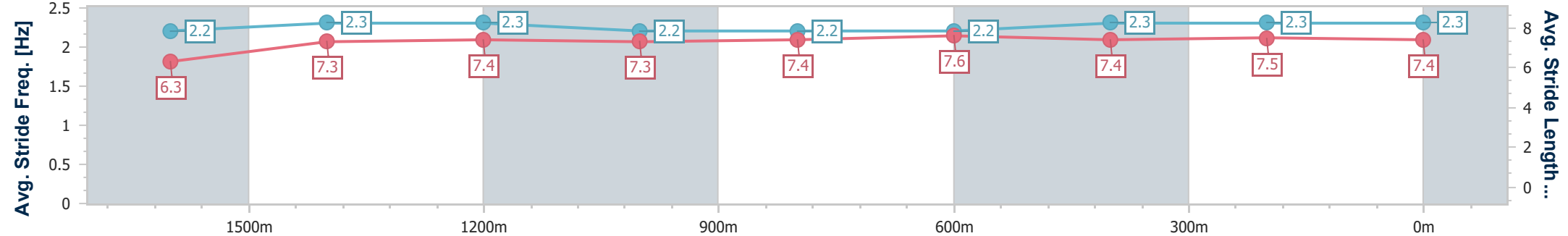
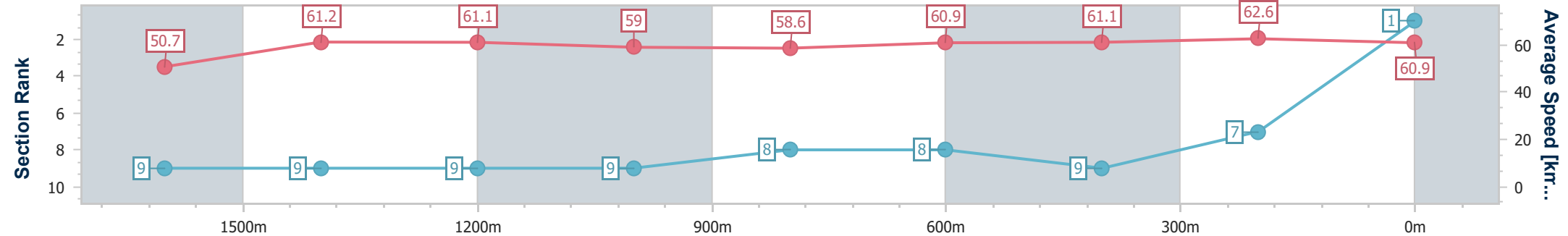


Mackay QLD Professional
 Race 4: BLACKS REAL ESTATE H.L. BLACK MEMORIAL OPEN
 Handicap - 1800m
 26 July 2024 - 14:14



Track Rating: Good 4, Weather: Fine, Rail Position: True

Section	Overall	1600m	1400m	1200m	1000m	800m	600m	400m	200m
Section Times	1:49.55 [1] (0:14.24)	1:35.31 [9] (0:11.82)	1:23.49 [9] (0:11.91)	1:11.58 [9] (0:12.22)	0:59.36 [9] (0:12.34)	0:47.02 [8] (0:11.84)	0:35.18 [8] (0:11.83)	0:23.35 [9] (0:11.51)	0:11.84 [7] (0:11.84)
Average Speed [km/h]	50.7	61.2	61.1	59.0	58.6	60.9	61.1	62.6	60.9
Top Speed [km/h]	61.3	62.1	62.1	60.7	60.6	62.6	62.6	63.7	62.8
Avg. Dist. to Rail [m]	6.2	1.1	1.4	1.4	1.0	0.7	1.0	1.8	3.7
Avg. Stride Freq. [Hz]	2.2	2.3	2.3	2.2	2.2	2.2	2.3	2.3	2.3
Avg. Stride Length [m]	6.3	7.3	7.4	7.3	7.4	7.6	7.4	7.5	7.4



- [] Ranking at each section and finish
- .-.- No data available at this section
- NA No data available



Horse/Jockey Name	I Say Boom
Final Rank	2
Fastest Section Time (Section)	0:11.59 (400m)
Top Speed [km/h] (Section)	64.7 (200m)
Race State	Finished

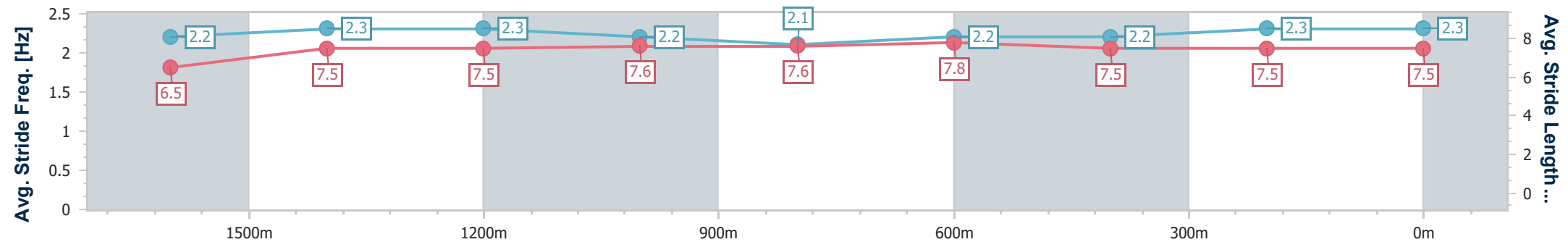
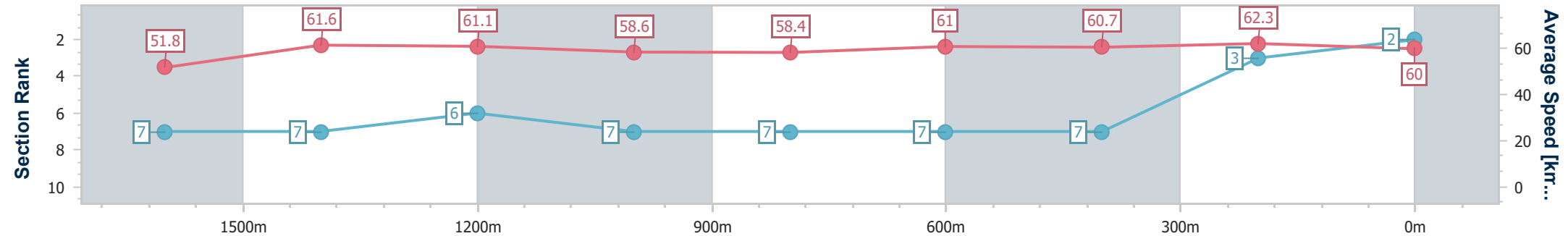


Mackay QLD Professional
 Race 4: BLACKS REAL ESTATE H.L. BLACK MEMORIAL OPEN
 Handicap - 1800m
 26 July 2024 - 14:14



Track Rating: Good 4, Weather: Fine, Rail Position: True

Section	Overall	1600m	1400m	1200m	1000m	800m	600m	400m	200m
Section Times	1:49.59 [2] (0:13.93)	1:35.66 [7] (0:11.75)	1:23.91 [7] (0:11.94)	1:11.97 [6] (0:12.29)	0:59.68 [7] (0:12.34)	0:47.34 [7] (0:11.83)	0:35.51 [7] (0:11.93)	0:23.58 [7] (0:11.59)	0:11.99 [3] (0:11.99)
Average Speed [km/h]	51.8	61.6	61.1	58.6	58.4	61.0	60.7	62.3	60.0
Top Speed [km/h]	62.2	62.6	62.1	60.5	60.2	61.6	61.0	64.7	64.7
Avg. Dist. to Rail [m]	1.5	1.1	1.9	1.2	0.5	0.4	0.8	3.4	2.8
Avg. Stride Freq. [Hz]	2.2	2.3	2.3	2.2	2.1	2.2	2.2	2.3	2.3
Avg. Stride Length [m]	6.5	7.5	7.5	7.6	7.6	7.8	7.5	7.5	7.5



- [] Ranking at each section and finish
- .-.- No data available at this section
- NA No data available



Horse/Jockey Name	Maurice's Medad
Final Rank	3
Fastest Section Time (Section)	0:11.62 (1600m)
Top Speed [km/h] (Section)	63.4 (Overall)
Race State	Finished

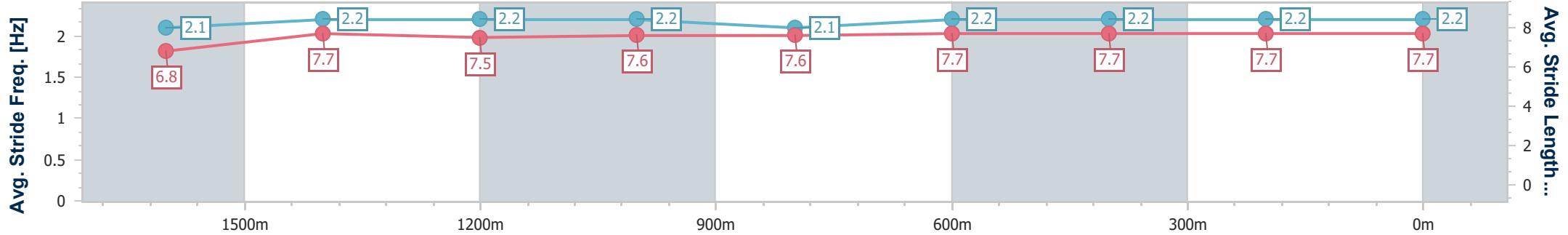
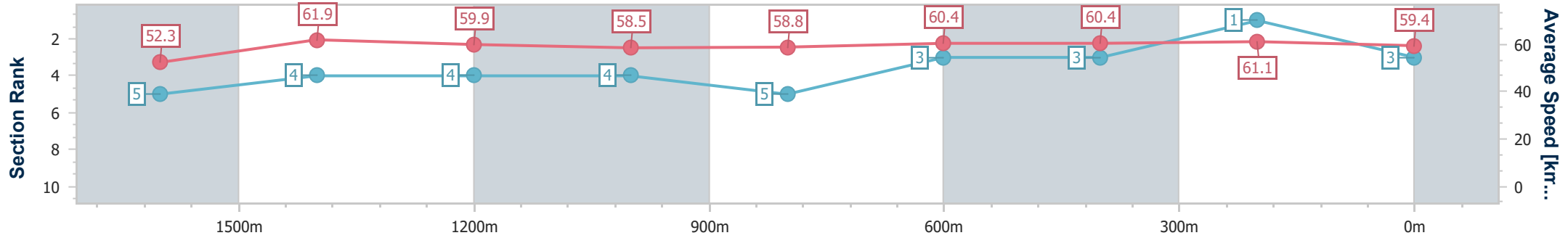


Mackay QLD Professional
 Race 4: BLACKS REAL ESTATE H.L. BLACK MEMORIAL OPEN
 Handicap - 1800m
 26 July 2024 - 14:14



Track Rating: Good 4, Weather: Fine, Rail Position: True

Section	Overall	1600m	1400m	1200m	1000m	800m	600m	400m	200m
Section Times	1:49.66 [3] (0:13.76)	1:35.90 [5] (0:11.62)	1:24.28 [4] (0:12.08)	1:12.20 [4] (0:12.30)	0:59.90 [4] (0:12.20)	0:47.70 [5] (0:11.84)	0:35.86 [3] (0:11.89)	0:23.97 [3] (0:11.81)	0:12.16 [1] (0:12.16)
Average Speed [km/h]	52.3	61.9	59.9	58.5	58.8	60.4	60.4	61.1	59.4
Top Speed [km/h]	63.4	62.9	61.1	60.5	60.3	61.5	61.0	61.6	61.2
Avg. Dist. to Rail [m]	2.2	0.4	0.7	0.6	1.1	1.1	0.9	2.1	2.7
Avg. Stride Freq. [Hz]	2.1	2.2	2.2	2.2	2.1	2.2	2.2	2.2	2.2
Avg. Stride Length [m]	6.8	7.7	7.5	7.6	7.6	7.7	7.7	7.7	7.7



- [] Ranking at each section and finish
- .-.- No data available at this section
- NA No data available



Horse/Jockey Name	Seeress
Final Rank	4
Fastest Section Time (Section)	0:11.57 (400m)
Top Speed [km/h] (Section)	64.6 (400m)
Race State	Finished

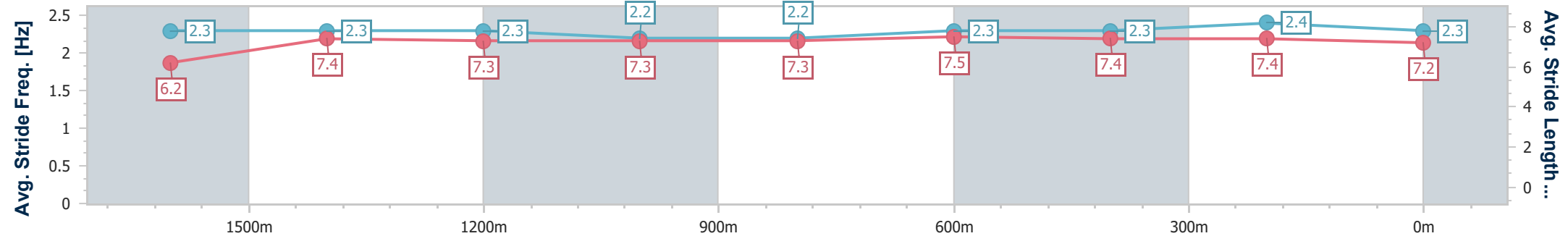
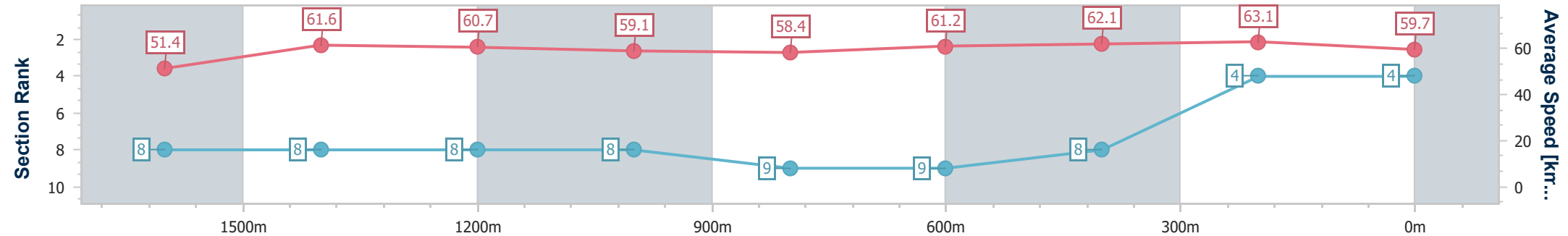


Mackay QLD Professional
 Race 4: BLACKS REAL ESTATE H.L. BLACK MEMORIAL OPEN
 Handicap - 1800m
 26 July 2024 - 14:14



Track Rating: Good 4, Weather: Fine, Rail Position: True

Section	Overall	1600m	1400m	1200m	1000m	800m	600m	400m	200m
Section Times	1:49.69 [4] (0:14.02)	1:35.67 [8] (0:11.85)	1:23.82 [8] (0:12.00)	1:11.82 [8] (0:12.26)	0:59.56 [8] (0:12.40)	0:47.16 [9] (0:11.84)	0:35.32 [9] (0:11.72)	0:23.60 [8] (0:11.57)	0:12.03 [4] (0:12.03)
Average Speed [km/h]	51.4	61.6	60.7	59.1	58.4	61.2	62.1	63.1	59.7
Top Speed [km/h]	62.9	62.8	61.2	60.4	61.2	62.0	62.7	64.6	62.7
Avg. Dist. to Rail [m]	5.2	2.2	2.3	2.9	2.4	1.9	1.7	7.1	8.9
Avg. Stride Freq. [Hz]	2.3	2.3	2.3	2.2	2.2	2.3	2.3	2.4	2.3
Avg. Stride Length [m]	6.2	7.4	7.3	7.3	7.3	7.5	7.4	7.4	7.2



- [] Ranking at each section and finish
- .-.- No data available at this section
- NA No data available



Horse/Jockey Name	Harbelle
Final Rank	5
Fastest Section Time (Section)	0:11.76 (1600m)
Top Speed [km/h] (Section)	63.4 (1600m)
Race State	Finished

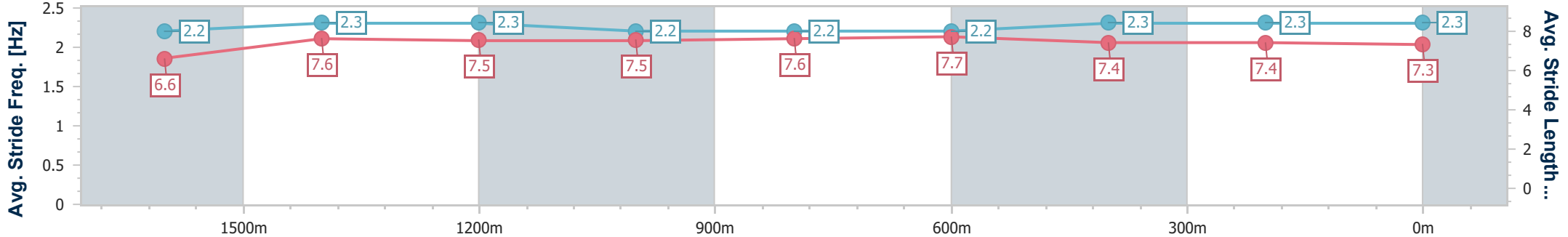
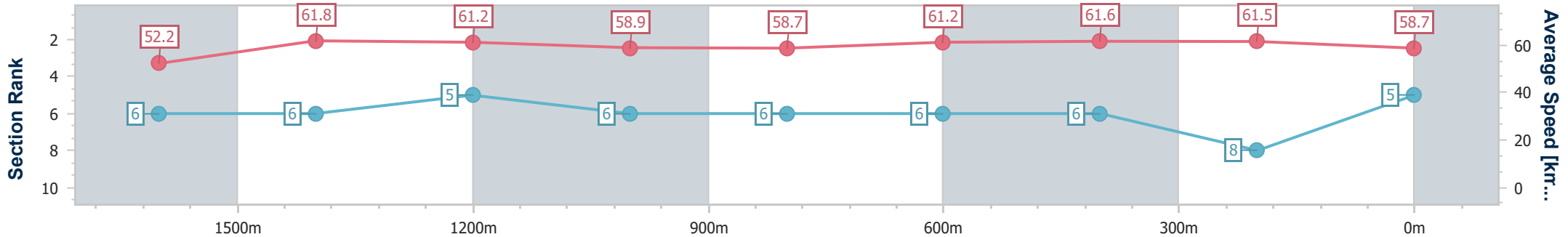


Mackay QLD Professional
 Race 4: BLACKS REAL ESTATE H.L. BLACK MEMORIAL OPEN
 Handicap - 1800m
 26 July 2024 - 14:14



Track Rating: Good 4, Weather: Fine, Rail Position: True

Section	Overall	1600m	1400m	1200m	1000m	800m	600m	400m	200m
Section Times	1:50.00 [5] (0:13.78)	1:36.22 [6] (0:11.76)	1:24.46 [6] (0:12.00)	1:12.46 [5] (0:12.30)	1:00.16 [6] (0:12.38)	0:47.78 [6] (0:11.81)	0:35.97 [6] (0:11.89)	0:24.08 [6] (0:11.81)	0:12.27 [8] (0:12.27)
Average Speed [km/h]	52.2	61.8	61.2	58.9	58.7	61.2	61.6	61.5	58.7
Top Speed [km/h]	63.2	63.4	62.2	60.2	61.1	62.1	62.2	62.5	62.0
Avg. Dist. to Rail [m]	3.8	2.0	2.7	3.1	2.4	2.1	2.1	7.2	9.4
Avg. Stride Freq. [Hz]	2.2	2.3	2.3	2.2	2.2	2.2	2.3	2.3	2.3
Avg. Stride Length [m]	6.6	7.6	7.5	7.5	7.6	7.7	7.4	7.4	7.3



- [] Ranking at each section and finish
- .-.- No data available at this section
- NA No data available



Horse/Jockey Name	Class Of Royalty
Final Rank	6
Fastest Section Time (Section)	0:11.75 (1600m)
Top Speed [km/h] (Section)	64.3 (Overall)
Race State	Finished

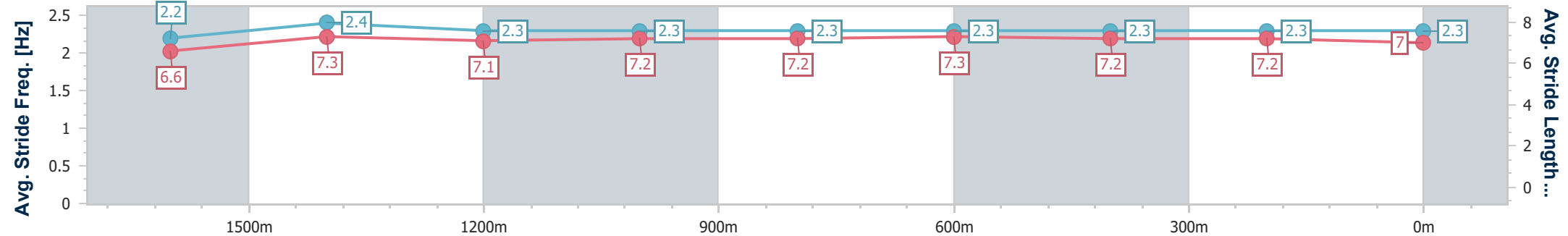
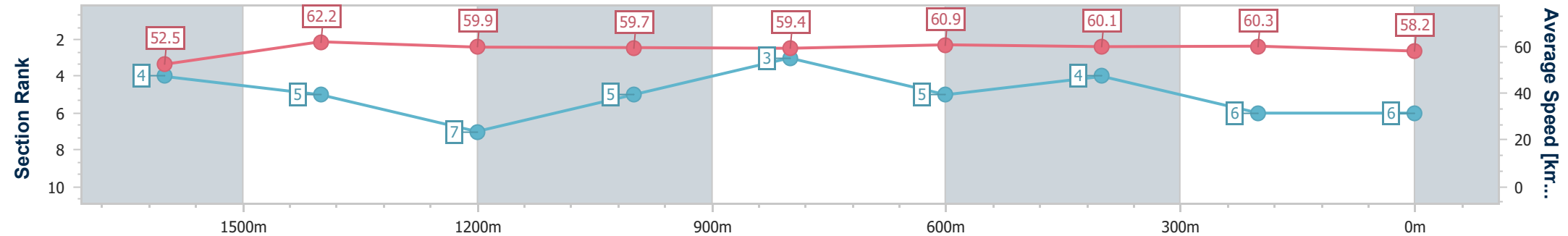


Mackay QLD Professional
 Race 4: BLACKS REAL ESTATE H.L. BLACK MEMORIAL OPEN
 Handicap - 1800m
 26 July 2024 - 14:14



Track Rating: Good 4, Weather: Fine, Rail Position: True

Section	Overall	1600m	1400m	1200m	1000m	800m	600m	400m	200m
Section Times	1:50.06 [6] (0:13.69)	1:36.37 [4] (0:11.75)	1:24.62 [5] (0:12.21)	1:12.41 [7] (0:12.14)	1:00.27 [5] (0:12.16)	0:48.11 [3] (0:11.92)	0:36.19 [5] (0:11.90)	0:24.29 [4] (0:11.93)	0:12.36 [6] (0:12.36)
Average Speed [km/h]	52.5	62.2	59.9	59.7	59.4	60.9	60.1	60.3	58.2
Top Speed [km/h]	64.3	64.0	60.7	61.1	60.0	62.0	61.2	61.5	60.8
Avg. Dist. to Rail [m]	4.5	2.4	2.8	2.0	1.8	2.0	0.6	3.2	5.3
Avg. Stride Freq. [Hz]	2.2	2.4	2.3	2.3	2.3	2.3	2.3	2.3	2.3
Avg. Stride Length [m]	6.6	7.3	7.1	7.2	7.2	7.3	7.2	7.2	7.0



- [] Ranking at each section and finish
- .-.- No data available at this section
- NA No data available



Horse/Jockey Name	Fighting Commando
Final Rank	7
Fastest Section Time (Section)	0:11.46 (1600m)
Top Speed [km/h] (Section)	65.3 (1600m)
Race State	Finished

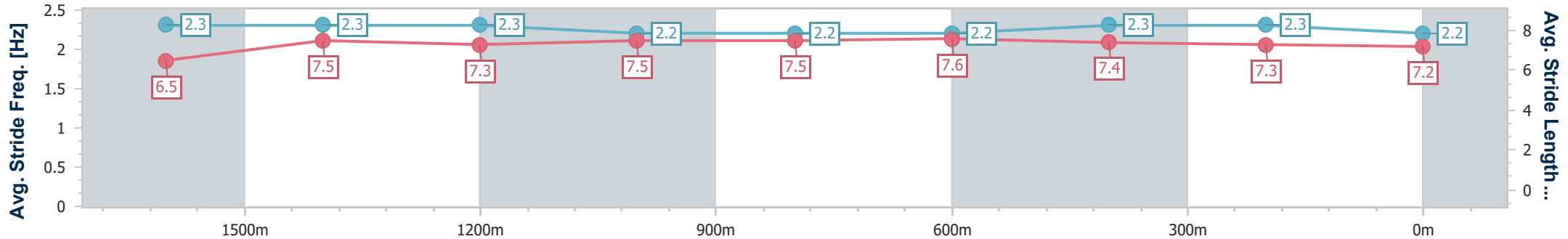
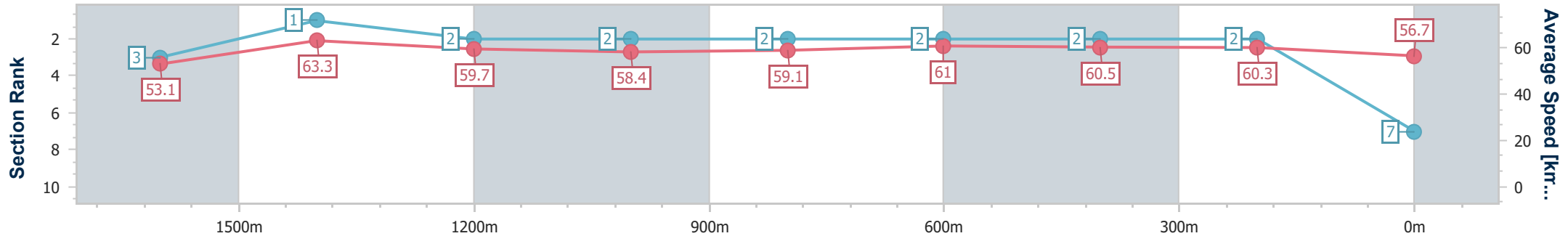


Mackay QLD Professional
 Race 4: BLACKS REAL ESTATE H.L. BLACK MEMORIAL OPEN
 Handicap - 1800m
 26 July 2024 - 14:14



Track Rating: Good 4, Weather: Fine, Rail Position: True

Section	Overall	1600m	1400m	1200m	1000m	800m	600m	400m	200m
Section Times	1:50.22 [7] (0:13.55)	1:36.67 [3] (0:11.46)	1:25.21 [1] (0:12.16)	1:13.05 [2] (0:12.39)	1:00.66 [2] (0:12.23)	0:48.43 [2] (0:11.86)	0:36.57 [2] (0:11.93)	0:24.64 [2] (0:11.98)	0:12.66 [2] (0:12.66)
Average Speed [km/h]	53.1	63.3	59.7	58.4	59.1	61.0	60.5	60.3	56.7
Top Speed [km/h]	65.1	65.3	60.6	59.7	60.8	61.5	61.4	62.0	64.1
Avg. Dist. to Rail [m]	2.8	0.8	1.5	2.2	1.9	1.1	0.4	4.6	5.4
Avg. Stride Freq. [Hz]	2.3	2.3	2.3	2.2	2.2	2.2	2.3	2.3	2.2
Avg. Stride Length [m]	6.5	7.5	7.3	7.5	7.5	7.6	7.4	7.3	7.2



- [] Ranking at each section and finish
- .-.- No data available at this section
- NA No data available



Horse/Jockey Name	Such A Whit
Final Rank	8
Fastest Section Time (Section)	0:11.57 (1600m)
Top Speed [km/h] (Section)	64.8 (1600m)
Race State	Finished

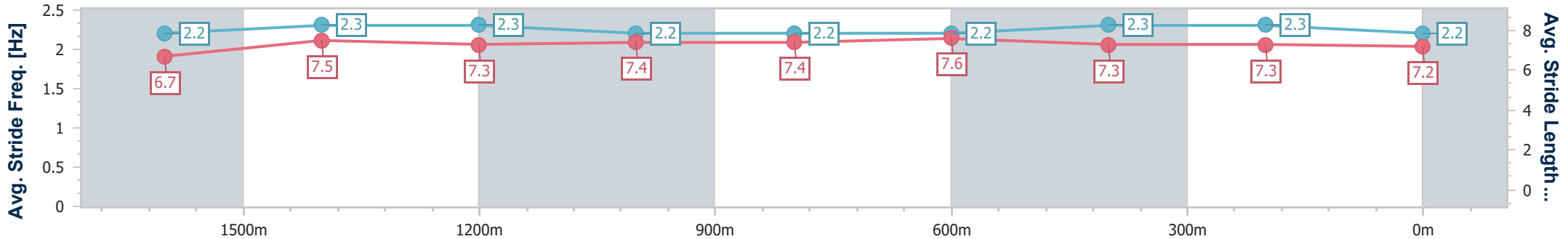
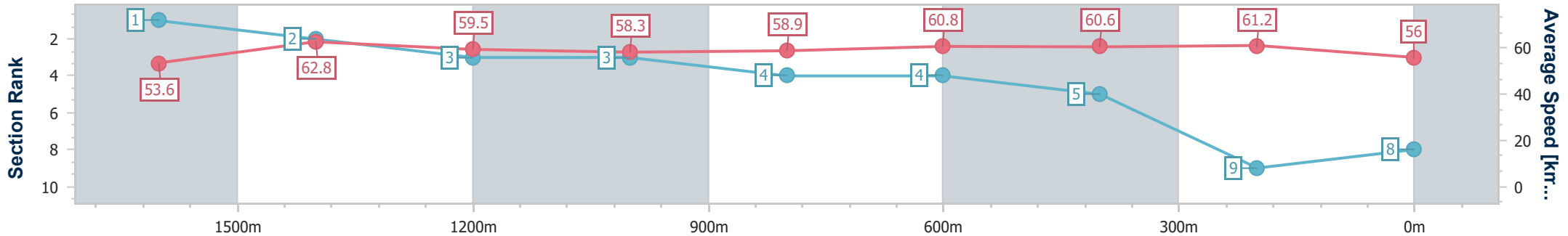


Mackay QLD Professional
 Race 4: BLACKS REAL ESTATE H.L. BLACK MEMORIAL OPEN
 Handicap - 1800m
 26 July 2024 - 14:14



Track Rating: Good 4, Weather: Fine, Rail Position: True

Section	Overall	1600m	1400m	1200m	1000m	800m	600m	400m	200m
Section Times	1:50.60 [8] (0:13.46)	1:37.14 [1] (0:11.57)	1:25.57 [2] (0:12.22)	1:13.35 [3] (0:12.43)	1:00.92 [3] (0:12.28)	0:48.64 [4] (0:11.90)	0:36.74 [4] (0:12.02)	0:24.72 [5] (0:11.88)	0:12.84 [9] (0:12.84)
Average Speed [km/h]	53.6	62.8	59.5	58.3	58.9	60.8	60.6	61.2	56.0
Top Speed [km/h]	64.6	64.8	60.8	60.7	60.6	61.3	61.2	61.7	60.0
Avg. Dist. to Rail [m]	6.9	1.7	2.2	2.8	2.2	1.9	1.3	5.1	6.6
Avg. Stride Freq. [Hz]	2.2	2.3	2.3	2.2	2.2	2.2	2.3	2.3	2.2
Avg. Stride Length [m]	6.7	7.5	7.3	7.4	7.4	7.6	7.3	7.3	7.2



- [] Ranking at each section and finish
- .-.- No data available at this section
- NA No data available



Horse/Jockey Name	Major Artie
Final Rank	9
Fastest Section Time (Section)	0:11.61 (1600m)
Top Speed [km/h] (Section)	65.2 (Overall)
Race State	Finished

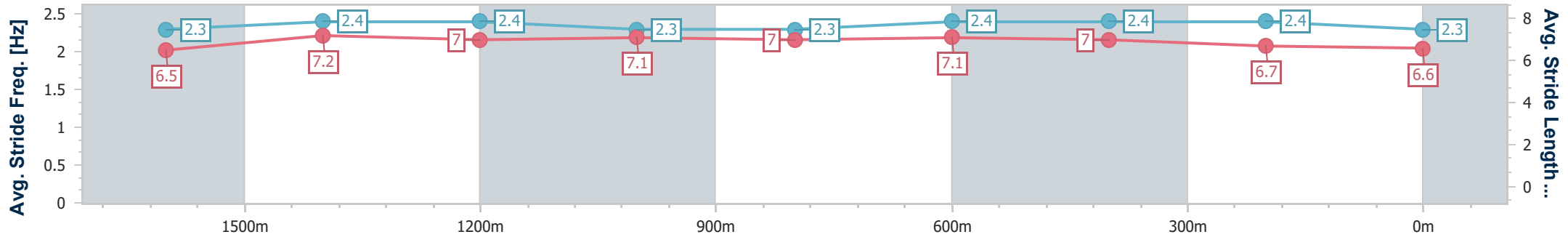
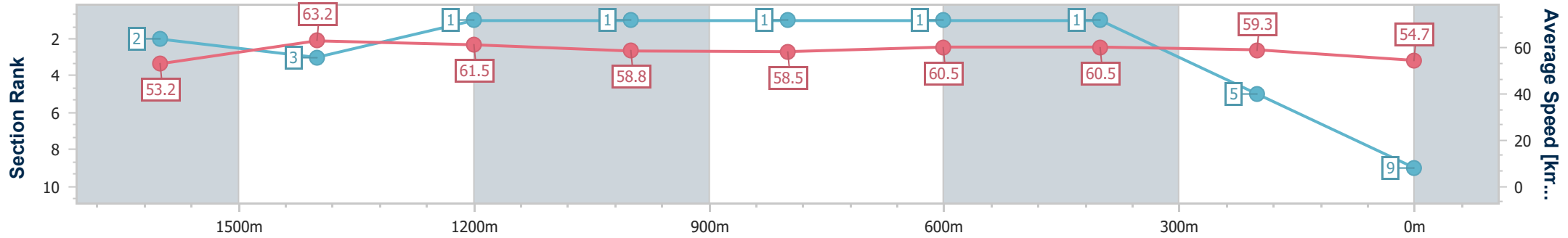


Mackay QLD Professional
 Race 4: BLACKS REAL ESTATE H.L. BLACK MEMORIAL OPEN
 Handicap - 1800m
 26 July 2024 - 14:14



Track Rating: Good 4, Weather: Fine, Rail Position: True

Section	Overall	1600m	1400m	1200m	1000m	800m	600m	400m	200m
Section Times	1:50.82 [9] (0:13.50)	1:37.32 [2] (0:11.61)	1:25.71 [3] (0:11.91)	1:13.80 [1] (0:12.32)	1:01.48 [1] (0:12.28)	0:49.20 [1] (0:11.90)	0:37.30 [1] (0:11.94)	0:25.36 [1] (0:12.22)	0:13.14 [5] (0:13.14)
Average Speed [km/h]	53.2	63.2	61.5	58.8	58.5	60.5	60.5	59.3	54.7
Top Speed [km/h]	65.2	65.2	62.1	61.5	59.9	61.6	61.6	61.0	60.3
Avg. Dist. to Rail [m]	7.5	2.8	3.1	1.4	0.5	0.3	0.6	3.7	4.8
Avg. Stride Freq. [Hz]	2.3	2.4	2.4	2.3	2.3	2.4	2.4	2.4	2.3
Avg. Stride Length [m]	6.5	7.2	7.0	7.1	7.0	7.1	7.0	6.7	6.6



- [] Ranking at each section and finish
- .-.- No data available at this section
- NA No data available



Mackay QLD Professional

Race 5: FEGAN ELECTRICAL RATINGS BAND 0 - 58 Handicap - 1800m

26 July 2024 - 14:55



MACKAY TURF CLUB
Ooralea Racecourse

Track Rating: Good 4, Weather: Fine, Rail Position: True

Section		Field Times												
Overall	1600m	1400m	1200m	1000m	800m	600m	Last 600m							
1:50.40 (0:13.47)	1:36.93 (0:11.69)	1:25.24 (0:12.53)	1:12.71 (0:11.89)	1:00.82 (0:12.00)	0:48.82 (0:12.00)	0:36.82 (0:11.89)	0:36.82							
Rank	TAB	Horse/Jockey	Barrier	Top Speed [km/h]	Fastest Section								Distance Travelled [m]	
1	13	WHATJEUDOIN' Melea Castle	8	62.6 1000m	0:11.73 1000m	1:50.40 [1] (0:14.38)	1:36.02 [12] (0:11.97)	1:24.05 [12] (0:12.48)	1:11.57 [12] (0:12.17)	0:59.40 [12] (0:11.73)	0:47.67 [11] (0:11.76)	0:35.91 [9] (0:11.87)	0:35.91	
2	5	GENERAL WOLFFE Tahlia Fenlon	9	63.5 1600m	0:11.81 800m	1:50.51 [2] (0:13.47)	1:37.04 [2] (0:11.94)	1:25.10 [2] (0:12.63)	1:12.47 [5] (0:12.01)	1:00.46 [4] (0:12.05)	0:48.41 [5] (0:11.81)	0:36.60 [4] (0:12.01)	0:36.60	+0
3	12	DOOM DIVA Sean Cormack	7	64.4 Overall	0:11.52 1600m	1:50.62 [3] (0:14.34)	1:36.28 [11] (0:11.52)	1:24.76 [10] (0:12.68)	1:12.08 [10] (0:12.05)	1:00.03 [10] (0:11.93)	0:48.10 [9] (0:11.80)	0:36.30 [8] (0:11.78)	0:36.30	-2
4	6	GOLD WITNESS Ryan Wiggins	5	62.8 Overall	0:11.74 1600m	1:50.70 [4] (0:14.10)	1:36.60 [8] (0:11.74)	1:24.86 [7] (0:12.52)	1:12.34 [9] (0:12.14)	1:00.20 [9] (0:11.98)	0:48.22 [8] (0:11.75)	0:36.47 [7] (0:11.88)	0:36.47	+2
5	16	VOLARCHI Georgina Cartwright	15	65.1 1600m	0:11.84 400m	1:50.86 [5] (0:13.99)	1:36.87 [7] (0:11.86)	1:25.01 [8] (0:12.41)	1:12.60 [8] (0:12.21)	1:00.39 [8] (0:12.15)	0:48.24 [10] (0:11.93)	0:36.31 [11] (0:11.91)	0:36.31	+7
6	1	STRUCK TWICE Justin Huxtable	14	66.1 1600m	0:11.69 1600m	1:50.92 [6] (0:13.47)	1:37.45 [1] (0:11.69)	1:25.76 [1] (0:12.53)	1:13.23 [1] (0:11.93)	1:01.30 [2] (0:12.00)	0:49.30 [2] (0:11.96)	0:37.34 [1] (0:11.89)	0:37.34	+1
7	15	PATTI WAGGIN Chris Whiteley	11	62.8 600m	0:11.72 600m	1:51.06 [7] (0:14.18)	1:36.88 [10] (0:11.95)	1:24.93 [11] (0:12.58)	1:12.35 [11] (0:12.16)	1:00.19 [11] (0:11.95)	0:48.24 [12] (0:11.97)	0:36.27 [12] (0:11.72)	0:36.27	+4
8	14	ADMIRAL ASH Alisha Donald	17	63.8 1600m	0:11.70 1600m	1:51.24 [8] (0:14.15)	1:37.09 [9] (0:11.70)	1:25.39 [9] (0:11.95)	1:13.44 [2] (0:11.78)	1:01.66 [1] (0:12.00)	0:49.66 [1] (0:12.05)	0:37.61 [2] (0:12.15)	0:37.61	+12
9	9	ROZNAMLA Zac Sprie	12	63.3 1000m	0:11.63 1000m	1:51.54 [9] (0:14.64)	1:36.90 [13] (0:11.86)	1:25.04 [13] (0:12.70)	1:12.34 [14] (0:12.24)	1:00.10 [14] (0:11.63)	0:48.47 [14] (0:11.93)	0:36.54 [14] (0:11.89)	0:36.54	-1
10	7	KELLERS SHELTER Shania Willis	2	66.5 Overall	0:11.91 1600m	1:51.61 [10] (0:13.66)	1:37.95 [5] (0:11.91)	1:26.04 [4] (0:12.58)	1:13.46 [6] (0:12.10)	1:01.36 [7] (0:11.99)	0:49.37 [6] (0:11.97)	0:37.40 [6] (0:12.19)	0:37.40	+8

Scratched: Flamenco Rose (#10), Replace The Ace (#8), Hadmytime (#17)

Report Created: Fri 26 July 2024 15:26 GMT+10 (Note: Timing is based on position data)

Page 1/18

[] Ranking at each section and finish
 -:-:- No data available at this section
 NA No data available

SCN Saddle cloth number
 DNF Did not finish
 DNT Did not track

data processed by TRIPLES DATA



Mackay QLD Professional

Race 5: FEGAN ELECTRICAL RATINGS BAND 0 - 58 Handicap - 1800m

26 July 2024 - 14:55



MACKAY TURF CLUB
Ooralea Racecourse

Track Rating: Good 4, Weather: Fine, Rail Position: True

Section	Overall	1600m	1400m	1200m	1000m	800m	600m	Last 600m						
Field Times	1:50.40 (0:13.47)	1:36.93 (0:11.69)	1:25.24 (0:12.53)	1:12.71 (0:11.89)	1:00.82 (0:12.00)	0:48.82 (0:12.00)	0:36.82 (0:11.89)	0:36.82						
Rank	TAB	Horse/Jockey	Barrier	Top Speed [km/h]	Fastest Section									Distance Travelled [m]
11	4	SHAMUKA Warwick Satherley	3	65.3	0:11.82	1:51.62 [11] (0:13.61)	1:38.01 [4] (0:11.92)	1:26.09 [3] (0:12.33)	1:13.76 [3] (0:12.08)	1:01.68 [3] (0:12.01)	0:49.67 [3] (0:11.82)	0:37.85 [3] (0:12.05)	0:37.85	+7
12	3	LETS TORQUE A DEEL Leah Martyn	6	63.6	0:11.70	1:51.70 [12] (0:14.66)	1:37.04 [14] (0:11.97)	1:25.07 [14] (0:12.28)	1:12.79 [13] (0:12.22)	1:00.57 [13] (0:11.70)	0:48.87 [13] (0:11.99)	0:36.88 [13] (0:12.17)	0:36.88	+15
13	2	BRAND NEW Justin Stanley	1	64.5	0:11.88	1:51.72 [13] (0:13.60)	1:38.12 [3] (0:11.99)	1:26.13 [5] (0:12.64)	1:13.49 [7] (0:11.96)	1:01.53 [6] (0:11.88)	0:49.65 [4] (0:11.93)	0:37.72 [5] (0:12.11)	0:37.72	-1
14	11	FRIJOLES Samantha Collett	4	62.3	0:11.92	1:53.24 [14] (0:13.73)	1:39.51 [6] (0:11.92)	1:27.59 [6] (0:12.31)	1:15.28 [4] (0:12.17)	1:03.11 [5] (0:12.26)	0:50.85 [7] (0:12.15)	0:38.70 [10] (0:12.43)	0:38.70	+13

Scratched: Flamenco Rose (#10), Replace The Ace (#8), Hadmytime (#17)



Mackay QLD Professional

Race 5: FEGAN ELECTRICAL RATINGS BAND 0 - 58 Handicap - 1800m

26 July 2024 - 14:55



MACKAY TURF CLUB
Ooralea Racecourse

Track Rating: Good 4, Weather: Fine, Rail Position: True

Section			400m	200m			Last 600m			
Field Times			0:24.93 (0:12.48)	0:12.45 (0:12.45)			0:36.82			
Rank	TAB	Horse/Jockey	Barrier	Top Speed [km/h]	Fastest Section	Margin		Distance Travelled [m]		
1	13	WHATJEUDOIN' Melea Castle	8	62.6 1000m	0:11.73 1000m	0:24.04 [8] (0:11.79)	0:12.25 [6] (0:12.25)	1:50.40	0:35.91	
2	5	GENERAL WOLFFE Tahlia Fenlon	9	63.5 1600m	0:11.81 800m	0:24.59 [4] (0:12.03)	0:12.56 [1] (0:12.56)	0.63L	0:36.60	+0
3	12	DOOM DIVA Sean Cormack	7	64.4 Overall	0:11.52 1600m	0:24.52 [5] (0:11.95)	0:12.57 [2] (0:12.57)	1.32L	0:36.30	-2
4	6	GOLD WITNESS Ryan Wiggins	5	62.8 Overall	0:11.74 1600m	0:24.59 [6] (0:12.02)	0:12.57 [5] (0:12.57)	1.76L	0:36.47	+2
5	16	VOLARCHI Georgina Cartwright	15	65.1 1600m	0:11.84 400m	0:24.40 [10] (0:11.84)	0:12.56 [8] (0:12.56)	2.73L	0:36.31	+7
6	1	STRUCK TWICE Justin Huxtable	14	66.1 1600m	0:11.69 1600m	0:25.45 [1] (0:12.61)	0:12.84 [3] (0:12.84)	3.08L	0:37.34	+1
7	15	PATTI WAGGIN Chris Whiteley	11	62.8 600m	0:11.72 600m	0:24.55 [11] (0:11.93)	0:12.62 [9] (0:12.62)	3.86L	0:36.27	+4
8	14	ADMIRAL ASH Alisha Donald	17	63.8 1600m	0:11.70 1600m	0:25.46 [2] (0:12.33)	0:13.13 [4] (0:13.13)	4.92L	0:37.61	+12
9	9	ROZNAMLA Zac Sprie	12	63.3 1000m	0:11.63 1000m	0:24.65 [12] (0:12.09)	0:12.56 [12] (0:12.56)	6.67L	0:36.54	-1
10	7	KELLERS SHELTER Shania Willis	2	66.5 Overall	0:11.91 1600m	0:25.21 [9] (0:12.23)	0:12.98 [11] (0:12.98)	7.11L	0:37.40	+8

Scratched: Flamenco Rose (#10), Replace The Ace (#8), Hadmytime (#17)

[] Ranking at each section and finish
-:--:-- No data available at this section
NA No data available

SCN Saddle cloth number
DNF Did not finish
DNT Did not track



Mackay QLD Professional
Race 5: FEGAN ELECTRICAL RATINGS BAND 0 - 58 Handicap - 1800m
26 July 2024 - 14:55



MACKAY TURF CLUB
 Ooralea Racecourse

Track Rating: Good 4, Weather: Fine, Rail Position: True

Section		400m	200m			Last 600m			
Field Times		0:24.93 (0:12.48)	0:12.45 (0:12.45)			0:36.82			
Rank	TAB Horse/Jockey	Barrier	Top Speed [km/h]	Fastest Section	Margin		Distance Travelled [m]		
11	4 SHAMUKA Warwick Satherley	3	65.3 Overall	0:11.82 800m	0:25.80 [3] (0:12.46)	0:13.34 [7] (0:13.34)	7.2L	0:37.85	+7
12	3 LETS TORQUE A DEEL Leah Martyn	6	63.6 1000m	0:11.70 1000m	0:24.71 [14] (0:12.31)	0:12.40 [13] (0:12.40)	7.62L	0:36.88	+15
13	2 BRAND NEW Justin Stanley	1	64.5 Overall	0:11.88 1000m	0:25.61 [7] (0:12.47)	0:13.14 [10] (0:13.14)	7.78L	0:37.72	-1
14	11 FRIJOLES Samantha Collett	4	62.3 Overall	0:11.92 1600m	0:26.27 [13] (0:12.56)	0:13.71 [14] (0:13.71)	16.72L	0:38.70	+13

Scratched: Flamenco Rose (#10), Replace The Ace (#8), Hadmytime (#17)

[] Ranking at each section and finish
 -:-:-:- No data available at this section
 NA No data available

SCN Saddle cloth number
 DNF Did not finish
 DNT Did not track



Horse/Jockey Name	Whatjeudoin'
Final Rank	1
Fastest Section Time (Section)	0:11.73 (1000m)
Top Speed [km/h] (Section)	62.6 (1000m)
Race State	Finished



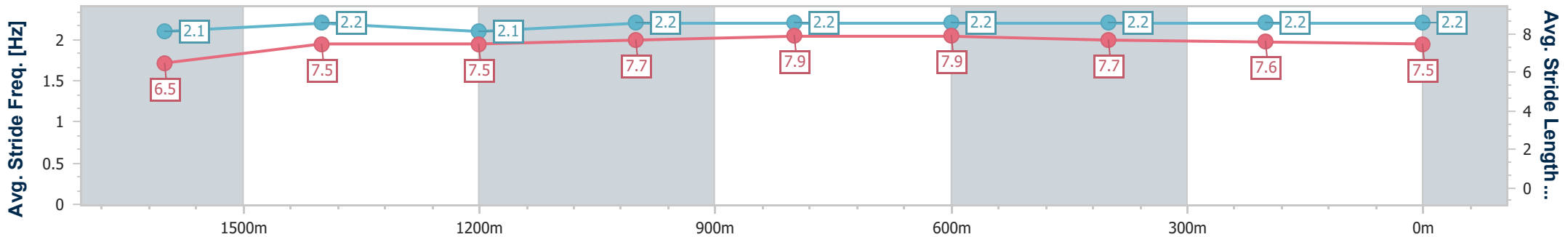
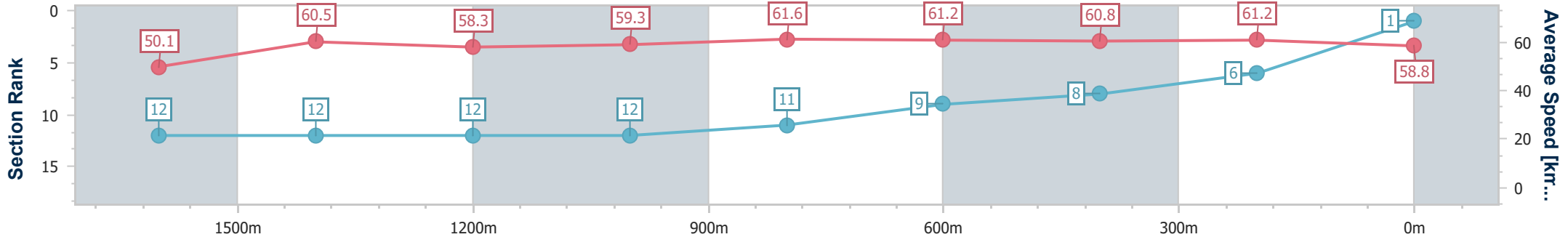
Mackay QLD Professional
Race 5: FEGAN ELECTRICAL RATINGS BAND 0 - 58 Handicap - 1800m



26 July 2024 - 14:55

Track Rating: Good 4, Weather: Fine, Rail Position: True

Section	Overall	1600m	1400m	1200m	1000m	800m	600m	400m	200m
Section Times	1:50.40 [1] (0:14.38)	1:36.02 [12] (0:11.97)	1:24.05 [12] (0:12.48)	1:11.57 [12] (0:12.17)	0:59.40 [12] (0:11.73)	0:47.67 [11] (0:11.76)	0:35.91 [9] (0:11.87)	0:24.04 [8] (0:11.79)	0:12.25 [6] (0:12.25)
Average Speed [km/h]	50.1	60.5	58.3	59.3	61.6	61.2	60.8	61.2	58.8
Top Speed [km/h]	60.6	61.9	61.4	61.6	62.6	62.0	61.5	61.7	60.2
Avg. Dist. to Rail [m]	6.9	1.6	1.6	1.4	1.1	0.8	0.4	1.1	2.9
Avg. Stride Freq. [Hz]	2.1	2.2	2.1	2.2	2.2	2.2	2.2	2.2	2.2
Avg. Stride Length [m]	6.5	7.5	7.5	7.7	7.9	7.9	7.7	7.6	7.5



- [] Ranking at each section and finish
- .-.- No data available at this section
- NA No data available



Horse/Jockey Name	General Wolffe
Final Rank	2
Fastest Section Time (Section)	0:11.81 (800m)
Top Speed [km/h] (Section)	63.5 (1600m)
Race State	Finished



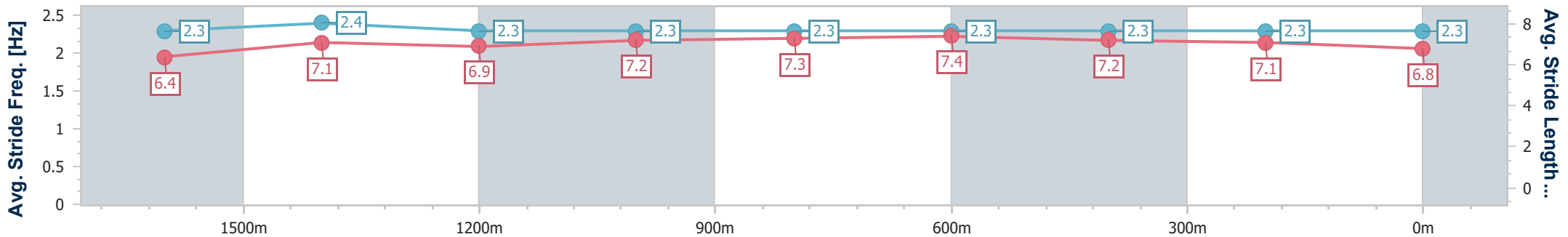
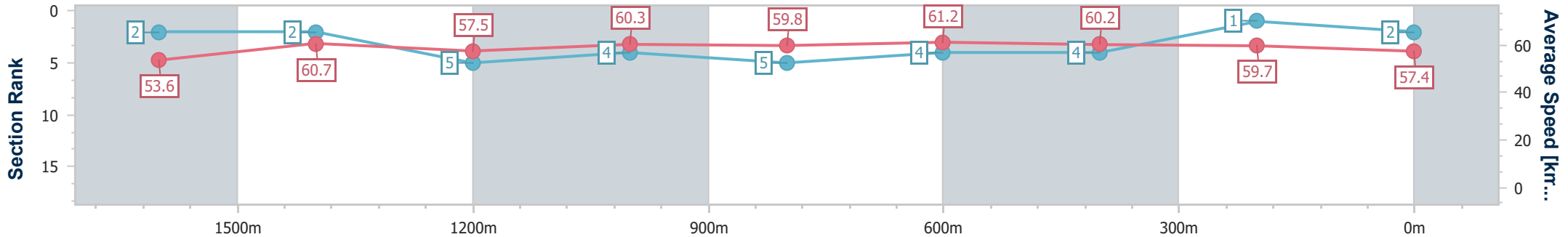
Mackay QLD Professional
Race 5: FEGAN ELECTRICAL RATINGS BAND 0 - 58 Handicap - 1800m



26 July 2024 - 14:55

Track Rating: Good 4, Weather: Fine, Rail Position: True

Section	Overall	1600m	1400m	1200m	1000m	800m	600m	400m	200m
Section Times	1:50.51 [2] (0:13.47)	1:37.04 [2] (0:11.94)	1:25.10 [2] (0:12.63)	1:12.47 [5] (0:12.01)	1:00.46 [4] (0:12.05)	0:48.41 [5] (0:11.81)	0:36.60 [4] (0:12.01)	0:24.59 [4] (0:12.03)	0:12.56 [1] (0:12.56)
Average Speed [km/h]	53.6	60.7	57.5	60.3	59.8	61.2	60.2	59.7	57.4
Top Speed [km/h]	63.1	63.5	59.4	61.4	61.3	61.6	61.2	60.2	60.5
Avg. Dist. to Rail [m]	4.9	1.0	1.7	1.5	1.0	0.7	0.5	1.3	2.0
Avg. Stride Freq. [Hz]	2.3	2.4	2.3	2.3	2.3	2.3	2.3	2.3	2.3
Avg. Stride Length [m]	6.4	7.1	6.9	7.2	7.3	7.4	7.2	7.1	6.8



- [] Ranking at each section and finish
- .-.- No data available at this section
- NA No data available



Horse/Jockey Name	Doom Diva
Final Rank	3
Fastest Section Time (Section)	0:11.52 (1600m)
Top Speed [km/h] (Section)	64.4 (Overall)
Race State	Finished



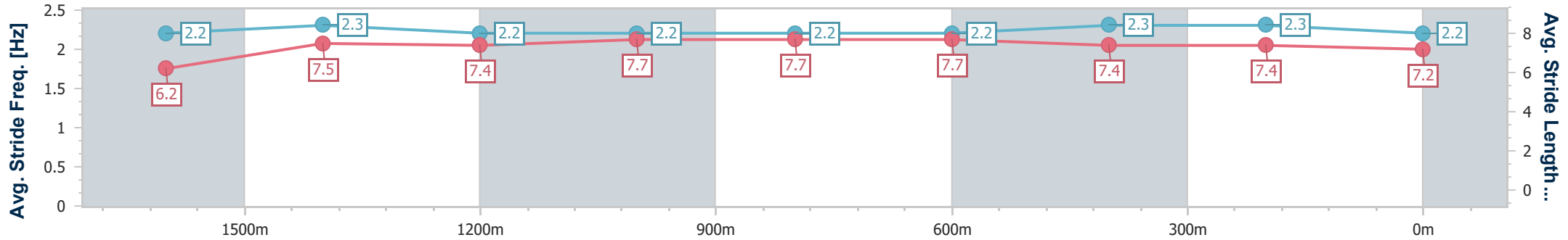
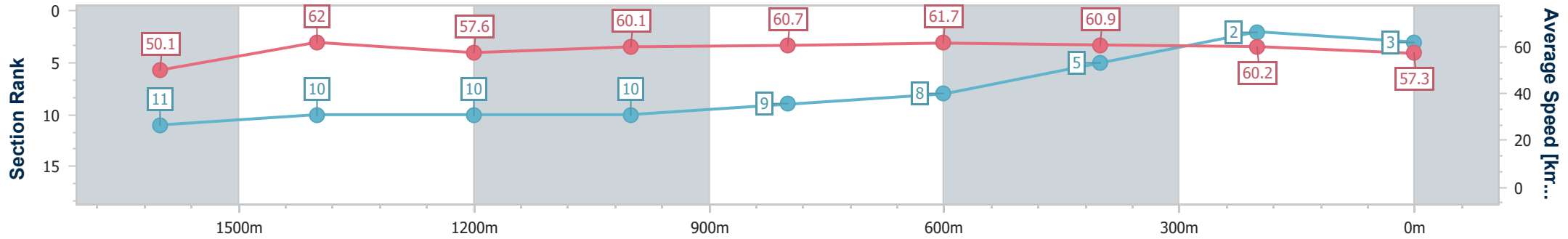
Mackay QLD Professional
Race 5: FEGAN ELECTRICAL RATINGS BAND 0 - 58 Handicap - 1800m



26 July 2024 - 14:55

Track Rating: Good 4, Weather: Fine, Rail Position: True

Section	Overall	1600m	1400m	1200m	1000m	800m	600m	400m	200m
Section Times	1:50.62 [3] (0:14.34)	1:36.28 [11] (0:11.52)	1:24.76 [10] (0:12.68)	1:12.08 [10] (0:12.05)	1:00.03 [10] (0:11.93)	0:48.10 [9] (0:11.80)	0:36.30 [8] (0:11.78)	0:24.52 [5] (0:11.95)	0:12.57 [2] (0:12.57)
Average Speed [km/h]	50.1	62.0	57.6	60.1	60.7	61.7	60.9	60.2	57.3
Top Speed [km/h]	64.4	64.4	59.8	62.5	62.8	62.1	62.1	62.2	59.4
Avg. Dist. to Rail [m]	3.5	0.9	2.0	2.8	2.7	2.4	0.3	1.4	3.9
Avg. Stride Freq. [Hz]	2.2	2.3	2.2	2.2	2.2	2.2	2.3	2.3	2.2
Avg. Stride Length [m]	6.2	7.5	7.4	7.7	7.7	7.7	7.4	7.4	7.2



- [] Ranking at each section and finish
- .-.- No data available at this section
- NA No data available



Horse/Jockey Name	Gold Witness
Final Rank	4
Fastest Section Time (Section)	0:11.74 (1600m)
Top Speed [km/h] (Section)	62.8 (Overall)
Race State	Finished



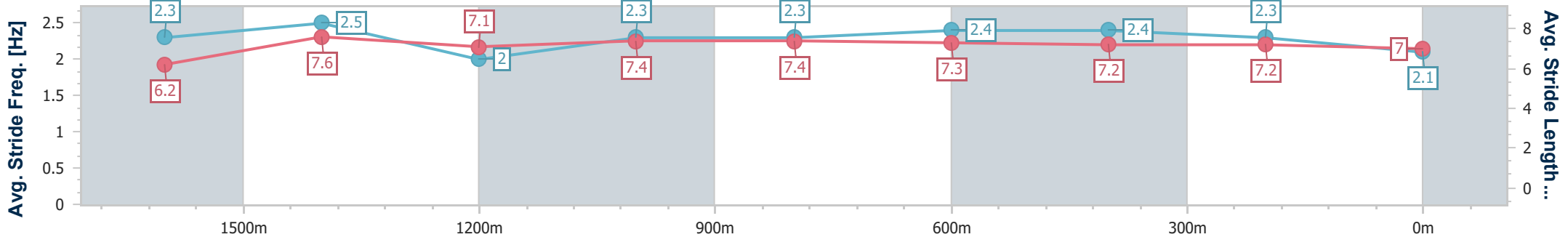
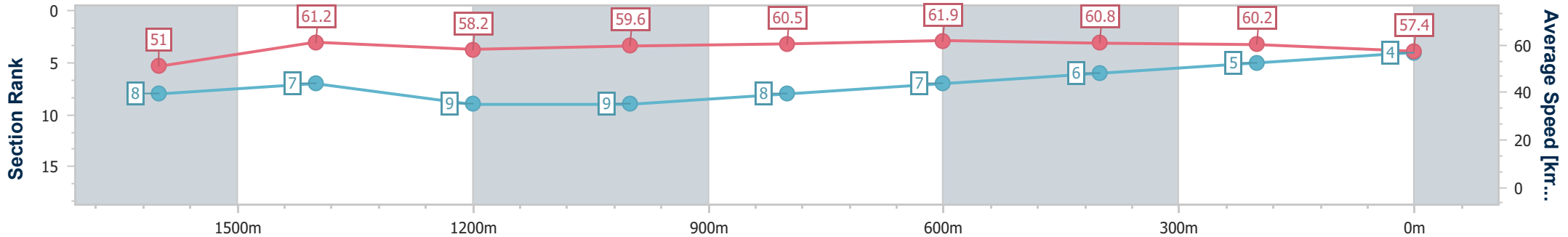
Mackay QLD Professional
Race 5: FEGAN ELECTRICAL RATINGS BAND 0 - 58 Handicap - 1800m



26 July 2024 - 14:55

Track Rating: Good 4, Weather: Fine, Rail Position: True

Section	Overall	1600m	1400m	1200m	1000m	800m	600m	400m	200m
Section Times	1:50.70 [4] (0:14.10)	1:36.60 [8] (0:11.74)	1:24.86 [7] (0:12.52)	1:12.34 [9] (0:12.14)	1:00.20 [9] (0:11.98)	0:48.22 [8] (0:11.75)	0:36.47 [7] (0:11.88)	0:24.59 [6] (0:12.02)	0:12.57 [5] (0:12.57)
Average Speed [km/h]	51.0	61.2	58.2	59.6	60.5	61.9	60.8	60.2	57.4
Top Speed [km/h]	62.8	62.8	60.1	61.9	62.0	62.1	62.3	61.2	60.6
Avg. Dist. to Rail [m]	3.4	0.4	1.9	2.8	2.6	2.5	0.8	3.7	5.8
Avg. Stride Freq. [Hz]	2.3	2.5	2.0	2.3	2.3	2.4	2.4	2.3	2.1
Avg. Stride Length [m]	6.2	7.6	7.1	7.4	7.4	7.3	7.2	7.2	7.0



- [] Ranking at each section and finish
- .-.- No data available at this section
- NA No data available



Horse/Jockey Name	Volarchi
Final Rank	5
Fastest Section Time (Section)	0:11.84 (400m)
Top Speed [km/h] (Section)	65.1 (1600m)
Race State	Finished



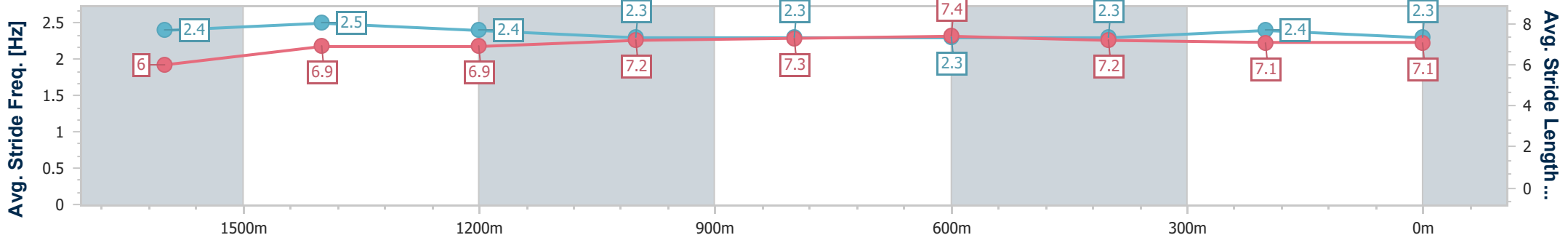
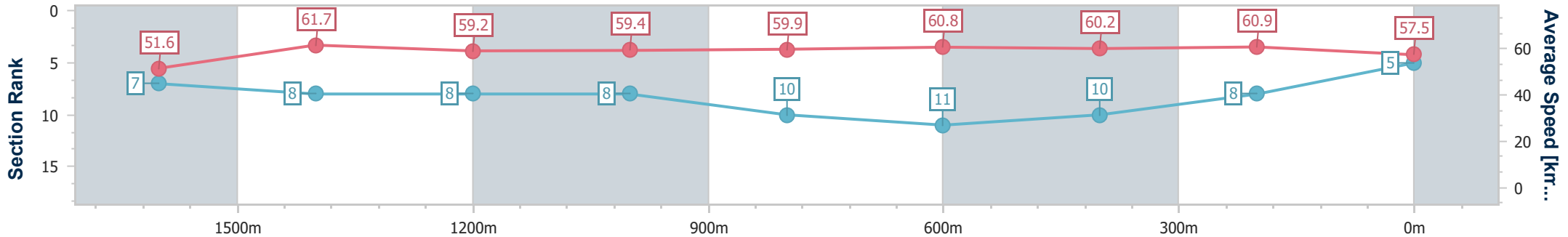
Mackay QLD Professional
Race 5: FEGAN ELECTRICAL RATINGS BAND 0 - 58 Handicap - 1800m



26 July 2024 - 14:55

Track Rating: Good 4, Weather: Fine, Rail Position: True

Section	Overall	1600m	1400m	1200m	1000m	800m	600m	400m	200m				
Section Times	1:50.86 [5] (0:13.99)	1:36.87 [7] (0:11.86)	1:25.01 [8] (0:12.41)	1:12.60 [8] (0:12.21)	1:00.39 [8] (0:12.15)	0:48.24 [10] (0:11.93)	0:36.31 [11] (0:11.91)	0:24.40 [10] (0:11.84)	0:12.56 [8] (0:12.56)				
Average Speed [km/h]	51.6	61.7	59.2	59.4	59.9	60.8	60.2	60.9	57.5				
Top Speed [km/h]	63.1	65.1	60.7	61.0	61.0	61.5	62.0	63.0	58.2				
Avg. Dist. to Rail [m]	9.6	2.8	3.3	3.6	3.2	2.2	0.2	2.6	4.5				
Avg. Stride Freq. [Hz]	2.4	2.5	2.4	2.3	2.3	2.3	2.3	2.4	2.3				
Avg. Stride Length [m]	6.0	6.9	6.9	7.2	7.3	7.4	7.2	7.1	7.1				



- [] Ranking at each section and finish
- .-.- No data available at this section
- NA No data available



Horse/Jockey Name	Struck Twice
Final Rank	6
Fastest Section Time (Section)	0:11.69 (1600m)
Top Speed [km/h] (Section)	66.1 (1600m)
Race State	Finished



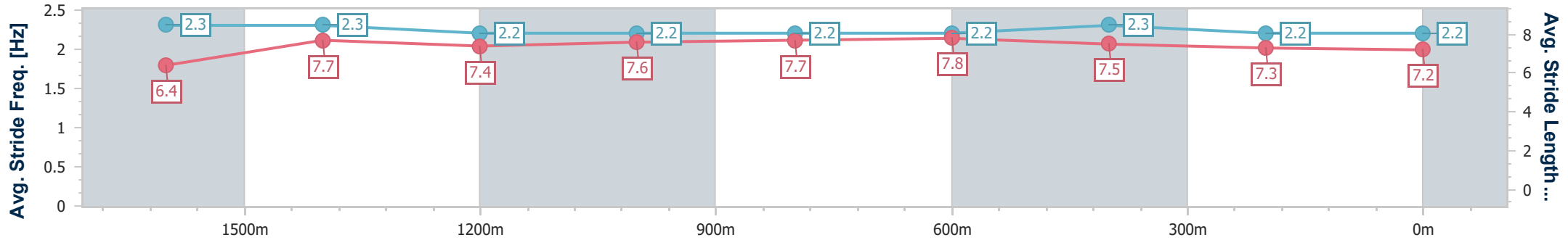
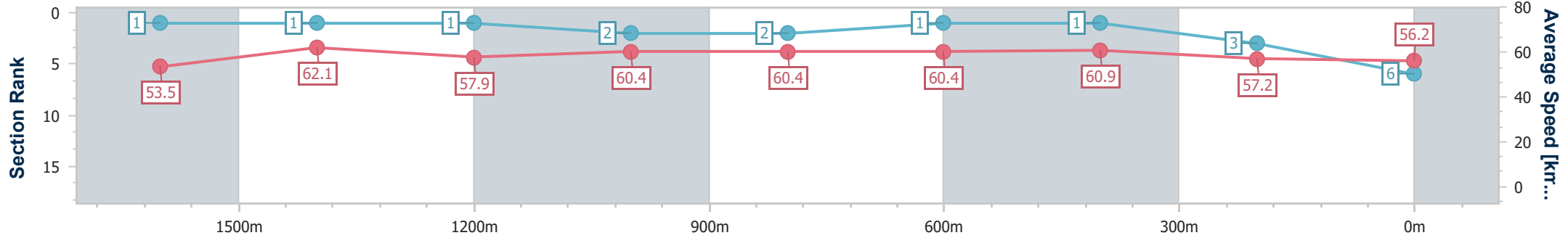
Mackay QLD Professional
Race 5: FEGAN ELECTRICAL RATINGS BAND 0 - 58 Handicap - 1800m



26 July 2024 - 14:55

Track Rating: Good 4, Weather: Fine, Rail Position: True

Section	Overall	1600m	1400m	1200m	1000m	800m	600m	400m	200m
Section Times	1:50.92 [6] (0:13.47)	1:37.45 [1] (0:11.69)	1:25.76 [1] (0:12.53)	1:13.23 [1] (0:11.93)	1:01.30 [2] (0:12.00)	0:49.30 [2] (0:11.96)	0:37.34 [1] (0:11.89)	0:25.45 [1] (0:12.61)	0:12.84 [3] (0:12.84)
Average Speed [km/h]	53.5	62.1	57.9	60.4	60.4	60.4	60.9	57.2	56.2
Top Speed [km/h]	66.1	66.1	59.2	61.7	61.1	61.3	61.4	60.3	58.2
Avg. Dist. to Rail [m]	8.9	1.5	1.2	1.9	1.6	1.5	0.6	2.4	3.3
Avg. Stride Freq. [Hz]	2.3	2.3	2.2	2.2	2.2	2.2	2.3	2.2	2.2
Avg. Stride Length [m]	6.4	7.7	7.4	7.6	7.7	7.8	7.5	7.3	7.2



- [] Ranking at each section and finish
- .-.- No data available at this section
- NA No data available



Horse/Jockey Name	Patti Waggin
Final Rank	7
Fastest Section Time (Section)	0:11.72 (600m)
Top Speed [km/h] (Section)	62.8 (600m)
Race State	Finished



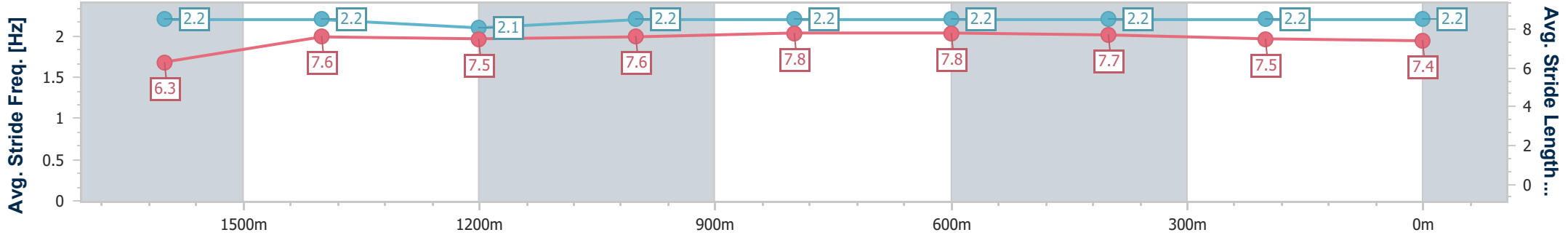
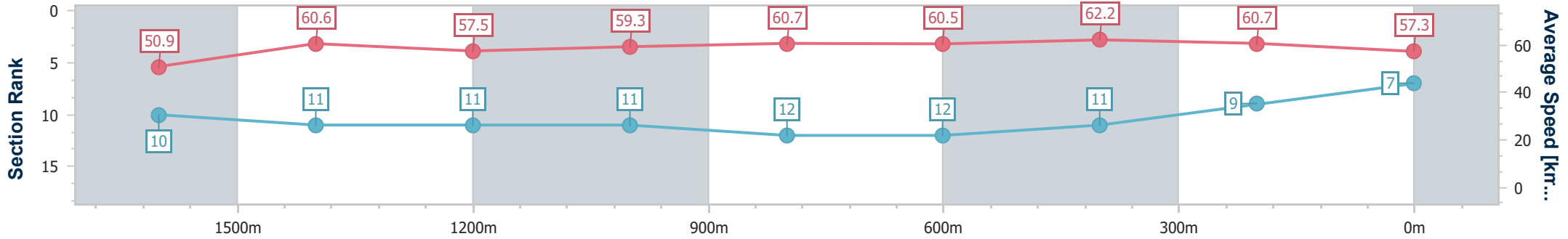
Mackay QLD Professional
Race 5: FEGAN ELECTRICAL RATINGS BAND 0 - 58 Handicap - 1800m



26 July 2024 - 14:55

Track Rating: Good 4, Weather: Fine, Rail Position: True

Section	Overall	1600m	1400m	1200m	1000m	800m	600m	400m	200m
Section Times	1:51.06 [7] (0:14.18)	1:36.88 [10] (0:11.95)	1:24.93 [11] (0:12.58)	1:12.35 [11] (0:12.16)	1:00.19 [11] (0:11.95)	0:48.24 [12] (0:11.97)	0:36.27 [12] (0:11.72)	0:24.55 [11] (0:11.93)	0:12.62 [9] (0:12.62)
Average Speed [km/h]	50.9	60.6	57.5	59.3	60.7	60.5	62.2	60.7	57.3
Top Speed [km/h]	61.3	61.3	58.9	61.8	62.1	61.5	62.8	62.1	60.0
Avg. Dist. to Rail [m]	6.6	1.0	1.0	1.2	2.3	2.5	1.5	5.5	8.3
Avg. Stride Freq. [Hz]	2.2	2.2	2.1	2.2	2.2	2.2	2.2	2.2	2.2
Avg. Stride Length [m]	6.3	7.6	7.5	7.6	7.8	7.8	7.7	7.5	7.4



- [] Ranking at each section and finish
- .-.- No data available at this section
- NA No data available



Horse/Jockey Name	Admiral Ash
Final Rank	8
Fastest Section Time (Section)	0:11.70 (1600m)
Top Speed [km/h] (Section)	63.8 (1600m)
Race State	Finished



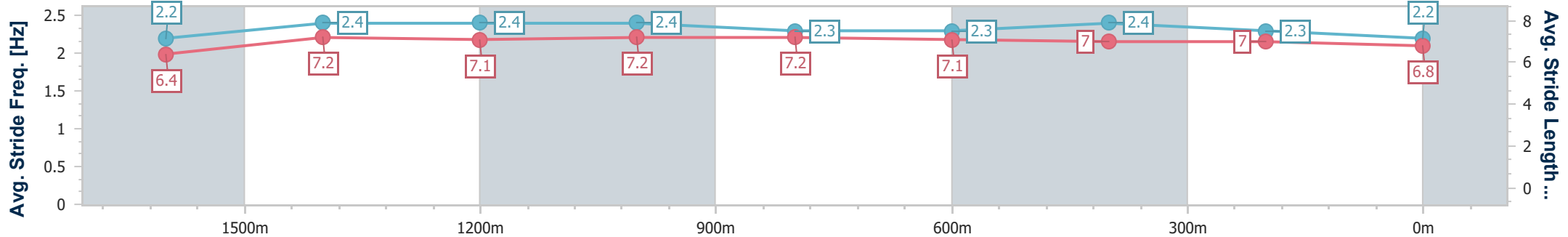
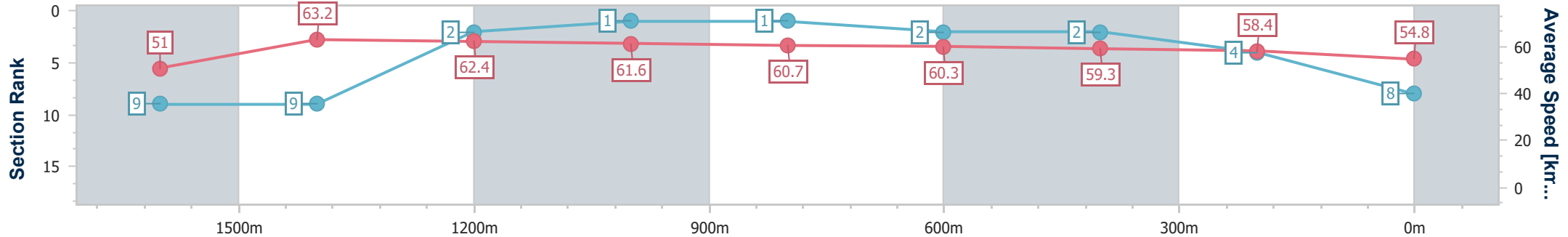
Mackay QLD Professional
Race 5: FEGAN ELECTRICAL RATINGS BAND 0 - 58 Handicap - 1800m



26 July 2024 - 14:55

Track Rating: Good 4, Weather: Fine, Rail Position: True

Section	Overall	1600m	1400m	1200m	1000m	800m	600m	400m	200m
Section Times	1:51.24 [8] (0:14.15)	1:37.09 [9] (0:11.70)	1:25.39 [9] (0:11.95)	1:13.44 [2] (0:11.78)	1:01.66 [1] (0:12.00)	0:49.66 [1] (0:12.05)	0:37.61 [2] (0:12.15)	0:25.46 [2] (0:12.33)	0:13.13 [4] (0:13.13)
Average Speed [km/h]	51.0	63.2	62.4	61.6	60.7	60.3	59.3	58.4	54.8
Top Speed [km/h]	62.3	63.8	63.6	62.9	61.3	61.6	61.4	59.0	57.8
Avg. Dist. to Rail [m]	10.5	4.2	5.9	4.7	3.5	2.7	0.4	1.9	4.5
Avg. Stride Freq. [Hz]	2.2	2.4	2.4	2.4	2.3	2.3	2.4	2.3	2.2
Avg. Stride Length [m]	6.4	7.2	7.1	7.2	7.2	7.1	7.0	7.0	6.8



- [] Ranking at each section and finish
- .-.- No data available at this section
- NA No data available



Horse/Jockey Name	Roznamla
Final Rank	9
Fastest Section Time (Section)	0:11.63 (1000m)
Top Speed [km/h] (Section)	63.3 (1000m)
Race State	Finished



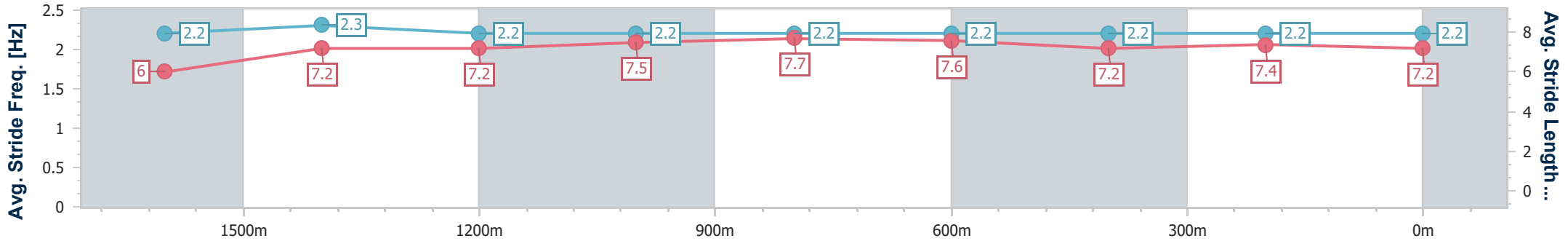
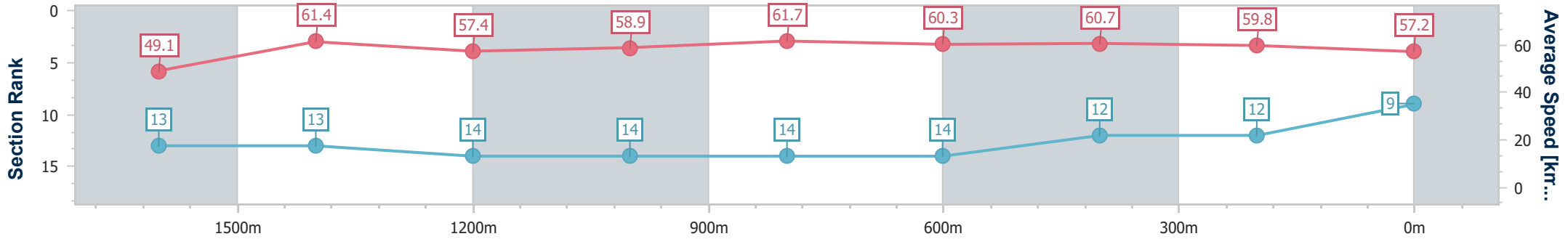
Mackay QLD Professional
Race 5: FEGAN ELECTRICAL RATINGS BAND 0 - 58 Handicap - 1800m



26 July 2024 - 14:55

Track Rating: Good 4, Weather: Fine, Rail Position: True

Section	Overall	1600m	1400m	1200m	1000m	800m	600m	400m	200m
Section Times	1:51.54 [9] (0:14.64)	1:36.90 [13] (0:11.86)	1:25.04 [13] (0:12.70)	1:12.34 [14] (0:12.24)	1:00.10 [14] (0:11.63)	0:48.47 [14] (0:11.93)	0:36.54 [14] (0:11.89)	0:24.65 [12] (0:12.09)	0:12.56 [12] (0:12.56)
Average Speed [km/h]	49.1	61.4	57.4	58.9	61.7	60.3	60.7	59.8	57.2
Top Speed [km/h]	60.4	63.3	59.9	60.6	63.3	61.3	61.0	60.4	60.0
Avg. Dist. to Rail [m]	8.4	2.3	1.5	0.3	0.4	0.4	0.7	2.2	3.0
Avg. Stride Freq. [Hz]	2.2	2.3	2.2	2.2	2.2	2.2	2.2	2.2	2.2
Avg. Stride Length [m]	6.0	7.2	7.2	7.5	7.7	7.6	7.2	7.4	7.2



- [] Ranking at each section and finish
- .-.- No data available at this section
- NA No data available



Horse/Jockey Name	Kellers Shelter
Final Rank	10
Fastest Section Time (Section)	0:11.91 (1600m)
Top Speed [km/h] (Section)	66.5 (Overall)
Race State	Finished



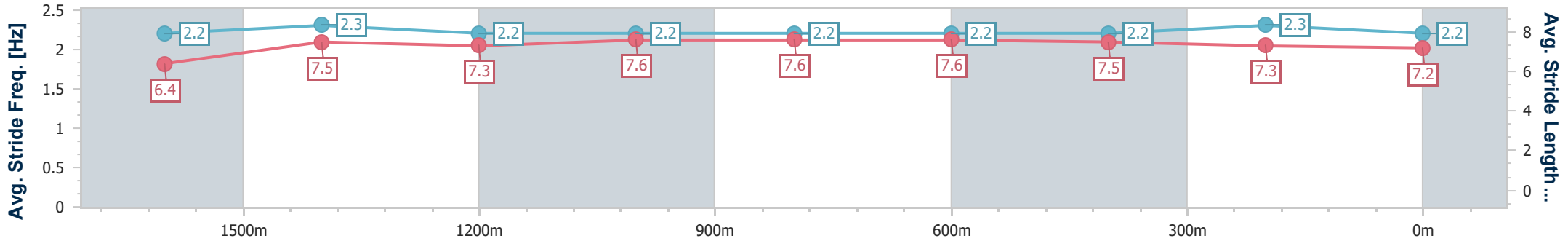
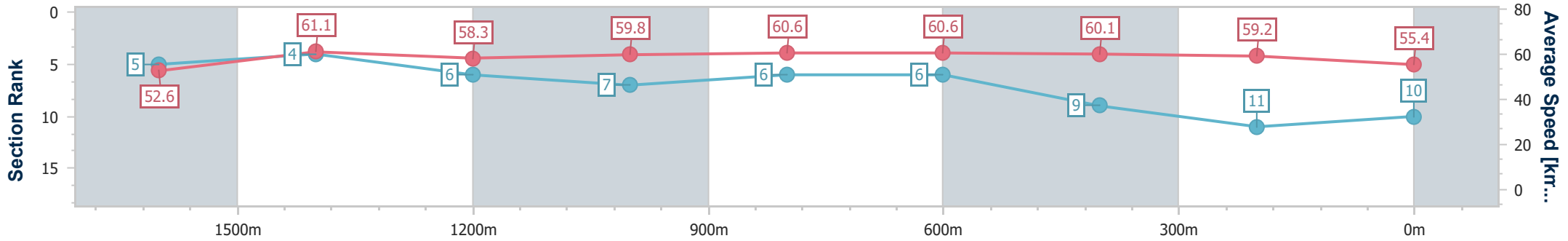
Mackay QLD Professional
Race 5: FEGAN ELECTRICAL RATINGS BAND 0 - 58 Handicap - 1800m



26 July 2024 - 14:55

Track Rating: Good 4, Weather: Fine, Rail Position: True

Section	Overall	1600m	1400m	1200m	1000m	800m	600m	400m	200m
Section Times	1:51.61 [10] (0:13.66)	1:37.95 [5] (0:11.91)	1:26.04 [4] (0:12.58)	1:13.46 [6] (0:12.10)	1:01.36 [7] (0:11.99)	0:49.37 [6] (0:11.97)	0:37.40 [6] (0:12.19)	0:25.21 [9] (0:12.23)	0:12.98 [11] (0:12.98)
Average Speed [km/h]	52.6	61.1	58.3	59.8	60.6	60.6	60.1	59.2	55.4
Top Speed [km/h]	66.5	63.6	60.2	61.4	61.5	61.2	60.6	59.8	58.4
Avg. Dist. to Rail [m]	1.7	1.8	2.8	2.7	2.5	3.0	2.1	3.5	4.3
Avg. Stride Freq. [Hz]	2.2	2.3	2.2	2.2	2.2	2.2	2.2	2.3	2.2
Avg. Stride Length [m]	6.4	7.5	7.3	7.6	7.6	7.6	7.5	7.3	7.2



- [] Ranking at each section and finish
- .-.- No data available at this section
- NA No data available



Horse/Jockey Name	Shamuka
Final Rank	11
Fastest Section Time (Section)	0:11.82 (800m)
Top Speed [km/h] (Section)	65.3 (Overall)
Race State	Finished



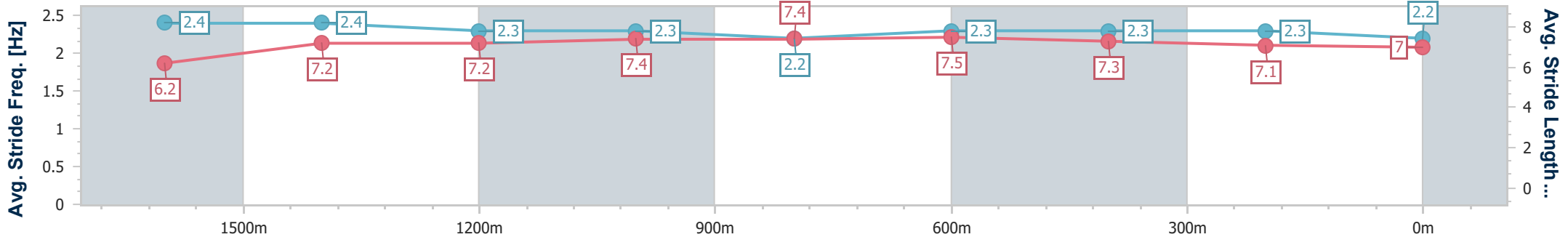
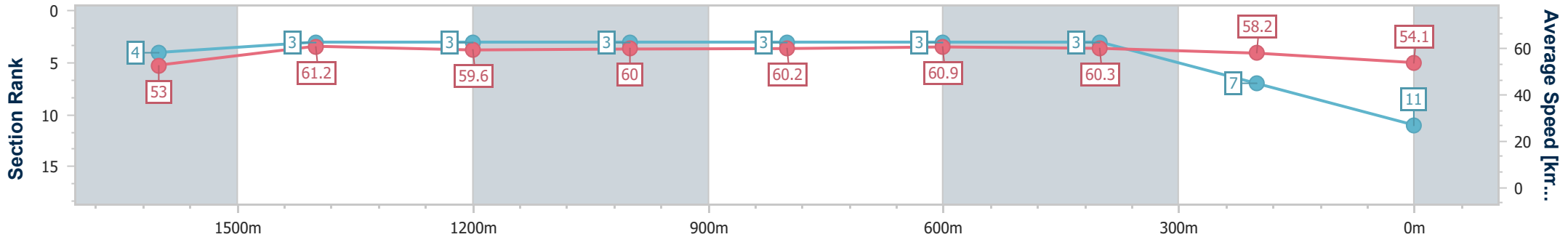
Mackay QLD Professional
Race 5: FEGAN ELECTRICAL RATINGS BAND 0 - 58 Handicap - 1800m



26 July 2024 - 14:55

Track Rating: Good 4, Weather: Fine, Rail Position: True

Section	Overall	1600m	1400m	1200m	1000m	800m	600m	400m	200m
Section Times	1:51.62 [11] (0:13.61)	1:38.01 [4] (0:11.92)	1:26.09 [3] (0:12.33)	1:13.76 [3] (0:12.08)	1:01.68 [3] (0:12.01)	0:49.67 [3] (0:11.82)	0:37.85 [3] (0:12.05)	0:25.80 [3] (0:12.46)	0:13.34 [7] (0:13.34)
Average Speed [km/h]	53.0	61.2	59.6	60.0	60.2	60.9	60.3	58.2	54.1
Top Speed [km/h]	65.3	64.6	61.5	61.7	61.1	62.0	61.4	59.2	55.9
Avg. Dist. to Rail [m]	3.4	2.5	2.9	2.2	1.6	1.0	1.3	4.4	6.5
Avg. Stride Freq. [Hz]	2.4	2.4	2.3	2.3	2.2	2.3	2.3	2.3	2.2
Avg. Stride Length [m]	6.2	7.2	7.2	7.4	7.4	7.5	7.3	7.1	7.0



- [] Ranking at each section and finish
- .-.- No data available at this section
- NA No data available



Horse/Jockey Name	Lets Torque A Deel
Final Rank	12
Fastest Section Time (Section)	0:11.70 (1000m)
Top Speed [km/h] (Section)	63.6 (1000m)
Race State	Finished



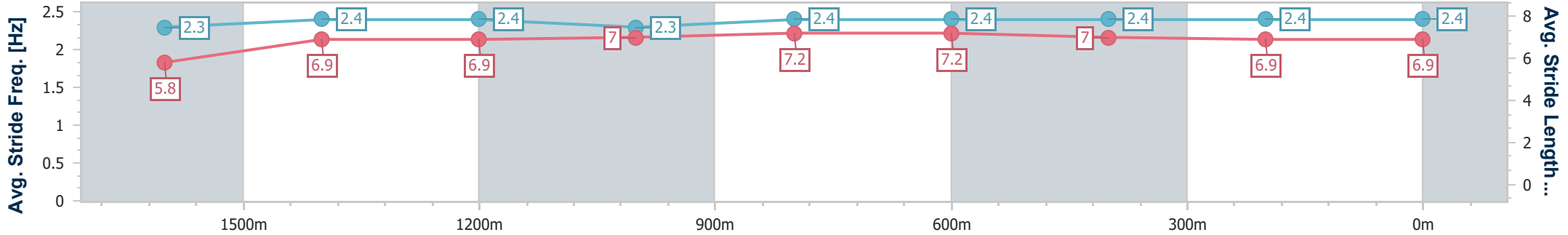
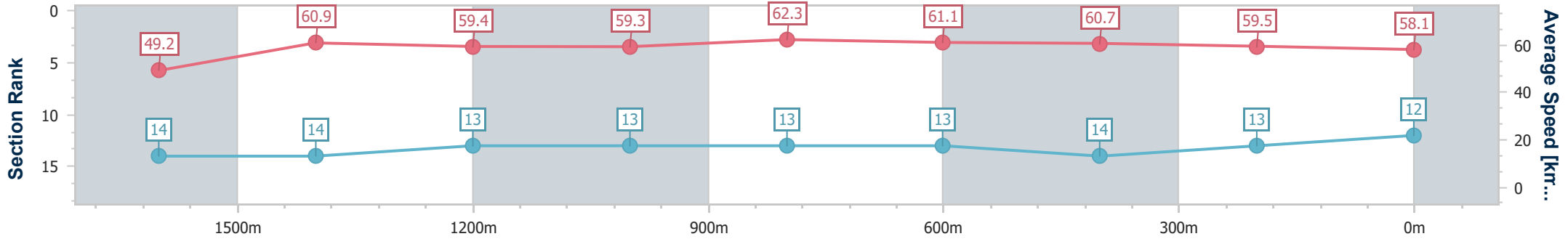
Mackay QLD Professional
Race 5: FEGAN ELECTRICAL RATINGS BAND 0 - 58 Handicap - 1800m



26 July 2024 - 14:55

Track Rating: Good 4, Weather: Fine, Rail Position: True

Section	Overall	1600m	1400m	1200m	1000m	800m	600m	400m	200m				
Section Times	1:51.70 [12] (0:14.66)	1:37.04 [14] (0:11.97)	1:25.07 [14] (0:12.28)	1:12.79 [13] (0:12.22)	1:00.57 [13] (0:11.70)	0:48.87 [13] (0:11.99)	0:36.88 [13] (0:12.17)	0:24.71 [14] (0:12.31)	0:12.40 [13] (0:12.40)				
Average Speed [km/h]	49.2	60.9	59.4	59.3	62.3	61.1	60.7	59.5	58.1				
Top Speed [km/h]	58.6	62.4	62.2	61.5	63.6	61.9	61.9	59.9	60.2				
Avg. Dist. to Rail [m]	5.1	1.8	2.7	3.8	4.2	4.4	3.8	8.1	10.4				
Avg. Stride Freq. [Hz]	2.3	2.4	2.4	2.3	2.4	2.4	2.4	2.4	2.4				
Avg. Stride Length [m]	5.8	6.9	6.9	7.0	7.2	7.2	7.0	6.9	6.9				



- [] Ranking at each section and finish
- .-.- No data available at this section
- NA No data available



Horse/Jockey Name	Brand New
Final Rank	13
Fastest Section Time (Section)	0:11.88 (1000m)
Top Speed [km/h] (Section)	64.5 (Overall)
Race State	Finished



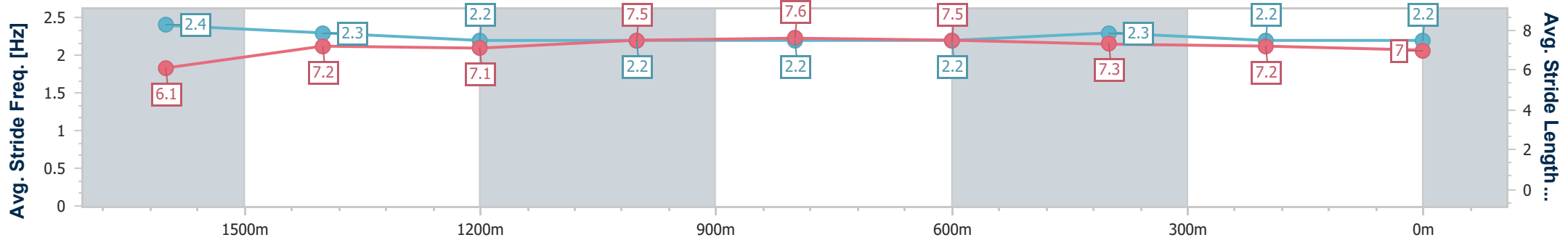
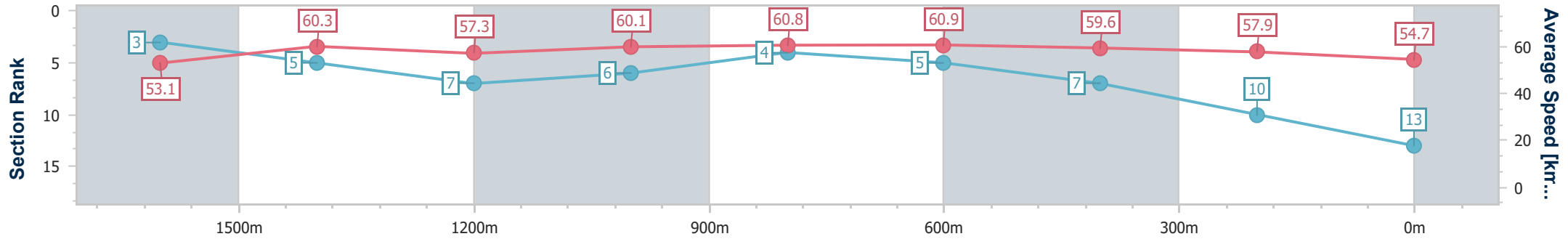
Mackay QLD Professional
Race 5: FEGAN ELECTRICAL RATINGS BAND 0 - 58 Handicap - 1800m



26 July 2024 - 14:55

Track Rating: Good 4, Weather: Fine, Rail Position: True

Section	Overall	1600m	1400m	1200m	1000m	800m	600m	400m	200m
Section Times	1:51.72 [13] (0:13.60)	1:38.12 [3] (0:11.99)	1:26.13 [5] (0:12.64)	1:13.49 [7] (0:11.96)	1:01.53 [6] (0:11.88)	0:49.65 [4] (0:11.93)	0:37.72 [5] (0:12.11)	0:25.61 [7] (0:12.47)	0:13.14 [10] (0:13.14)
Average Speed [km/h]	53.1	60.3	57.3	60.1	60.8	60.9	59.6	57.9	54.7
Top Speed [km/h]	64.5	62.1	58.8	62.8	62.2	61.3	60.0	59.1	57.6
Avg. Dist. to Rail [m]	1.0	0.9	0.6	0.9	1.4	1.6	0.5	2.8	6.1
Avg. Stride Freq. [Hz]	2.4	2.3	2.2	2.2	2.2	2.2	2.3	2.2	2.2
Avg. Stride Length [m]	6.1	7.2	7.1	7.5	7.6	7.5	7.3	7.2	7.0



- [] Ranking at each section and finish
- .-.- No data available at this section
- NA No data available



Horse/Jockey Name	Frijoles
Final Rank	14
Fastest Section Time (Section)	0:11.92 (1600m)
Top Speed [km/h] (Section)	62.3 (Overall)
Race State	Finished



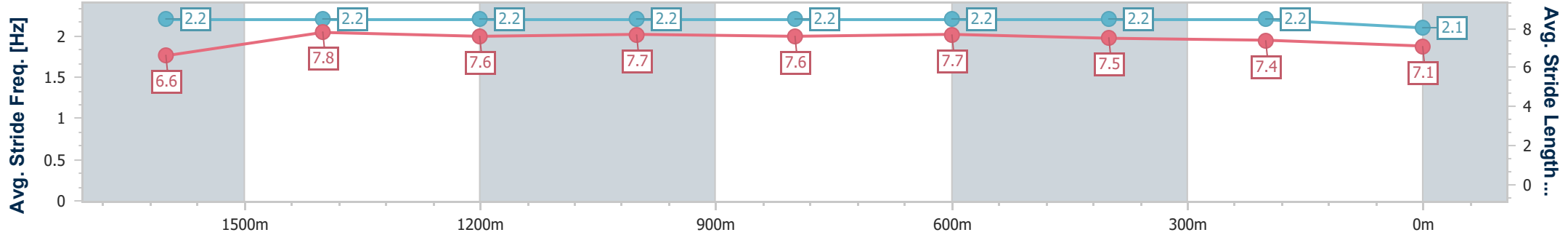
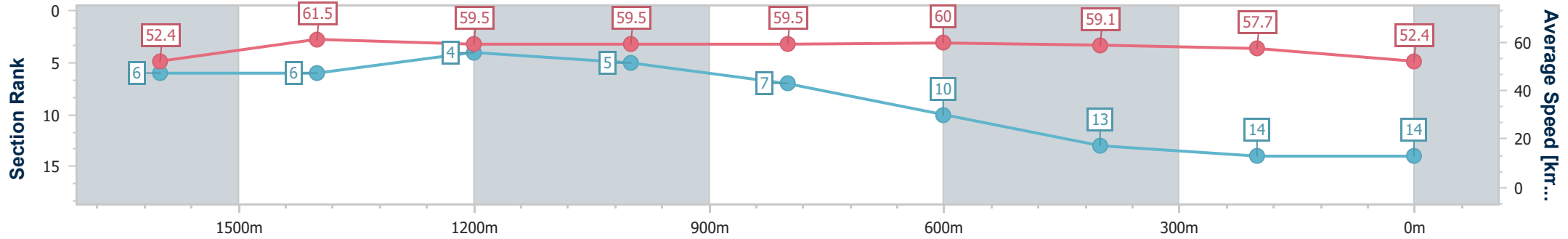
Mackay QLD Professional
Race 5: FEGAN ELECTRICAL RATINGS BAND 0 - 58 Handicap - 1800m



26 July 2024 - 14:55

Track Rating: Good 4, Weather: Fine, Rail Position: True

Section	Overall	1600m	1400m	1200m	1000m	800m	600m	400m	200m
Section Times	1:53.24 [14] (0:13.73)	1:39.51 [6] (0:11.92)	1:27.59 [6] (0:12.31)	1:15.28 [4] (0:12.17)	1:03.11 [5] (0:12.26)	0:50.85 [7] (0:12.15)	0:38.70 [10] (0:12.43)	0:26.27 [13] (0:12.56)	0:13.71 [14] (0:13.71)
Average Speed [km/h]	52.4	61.5	59.5	59.5	59.5	60.0	59.1	57.7	52.4
Top Speed [km/h]	62.3	62.2	60.7	60.6	60.4	60.7	59.7	58.8	56.1
Avg. Dist. to Rail [m]	4.1	2.8	3.2	4.0	3.7	3.8	2.8	4.5	5.5
Avg. Stride Freq. [Hz]	2.2	2.2	2.2	2.2	2.2	2.2	2.2	2.2	2.1
Avg. Stride Length [m]	6.6	7.8	7.6	7.7	7.6	7.7	7.5	7.4	7.1



- [] Ranking at each section and finish
- .-.- No data available at this section
- NA No data available



Mackay QLD Professional
Race 6: S.H. TAIT & CO CHARTERED ACCOUNTANTS RATINGS BAND 0
- 55 Handicap - 1100m
26 July 2024 - 15:38



MACKAY TURF CLUB
Ooralea Racecourse

Track Rating: Good 4, Weather: Fine, Rail Position: True

Section		Overall	1000m	800m	600m	400m	200m	Last 600m					
Field Times		1:04.09 (0:07.57)	0:56.52 (0:10.77)	0:45.75 (0:11.29)	0:34.46 (0:11.71)	0:22.75 (0:11.22)	0:11.53 (0:11.53)	0:34.46					
Rank	TAB Horse/Jockey	Barrier	Top Speed [km/h]	Fastest Section							Margin	Distance Travelled [m]	
1	2 GOLD ACADEMY Warwick Satherley	10	68.9 1000m	0:07.83 Overall	1:04.09 [1] (0:07.83)	0:56.26 [2] (0:10.63)	0:45.63 [2] (0:11.22)	0:34.41 [2] (0:11.73)	0:22.68 [2] (0:11.15)	0:11.53 [1] (0:11.53)	1:04.09	0:34.41	
2	10 WHITSUNDAY SESSION Justin Stanley	2	67.4 1000m	0:07.57 Overall	1:04.32 [2] (0:07.57)	0:56.75 [1] (0:10.77)	0:45.98 [1] (0:11.29)	0:34.69 [1] (0:11.71)	0:22.98 [1] (0:11.35)	0:11.63 [2] (0:11.63)	1.32L	0:34.69	-2
3	11 ELESPRIT MISS Leah Martyn	4	68.3 1000m	0:08.31 Overall	1:04.55 [3] (0:08.31)	0:56.24 [9] (0:10.85)	0:45.39 [8] (0:11.08)	0:34.31 [7] (0:11.70)	0:22.61 [7] (0:11.14)	0:11.47 [5] (0:11.47)	2.7L	0:34.31	+1
4	8 LADY MASQUERADE Nikki Olzard	16	68.3 400m	0:08.50 Overall	1:04.61 [4] (0:08.50)	0:56.11 [11] (0:11.16)	0:44.95 [12] (0:11.16)	0:33.79 [12] (0:11.47)	0:22.32 [10] (0:10.95)	0:11.37 [7] (0:11.37)	3.05L	0:33.79	-1
5	1 SUPER FAST Georgina Cartwright	7	69.2 1000m	0:07.95 Overall	1:04.68 [5] (0:07.95)	0:56.73 [3] (0:10.68)	0:46.05 [3] (0:11.33)	0:34.72 [3] (0:11.75)	0:22.97 [3] (0:11.14)	0:11.83 [3] (0:11.83)	3.46L	0:34.72	+3
6	15 NINE CARATS Adrian Layt	20	68.7 1000m	0:08.59 Overall	1:04.84 [6] (0:08.59)	0:56.25 [12] (0:10.84)	0:45.41 [11] (0:11.05)	0:34.36 [9] (0:11.72)	0:22.64 [9] (0:11.05)	0:11.59 [8] (0:11.59)	4.41L	0:34.36	+2
7	3 OUR BENEFIT Ryan Wiggins	8	68.7 1000m	0:07.96 Overall	1:04.88 [7] (0:07.96)	0:56.92 [4] (0:10.79)	0:46.13 [4] (0:11.25)	0:34.88 [4] (0:11.71)	0:23.17 [4] (0:11.26)	0:11.91 [4] (0:11.91)	4.65L	0:34.88	+4
8	14 CASH ARTIST Shania Willis	12	67.3 1000m	0:08.14 Overall	1:04.94 [8] (0:08.14)	0:56.80 [7] (0:10.94)	0:45.86 [7] (0:11.07)	0:34.79 [6] (0:11.78)	0:23.01 [6] (0:11.26)	0:11.75 [6] (0:11.75)	5.02L	0:34.79	+5
9	16 DIVINE HUNTER Zac Sprie	18	68.1 1000m	0:08.41 Overall	1:05.10 [9] (0:08.41)	0:56.69 [10] (0:10.98)	0:45.71 [10] (0:11.39)	0:34.32 [11] (0:11.60)	0:22.72 [11] (0:11.09)	0:11.63 [11] (0:11.63)	5.95L	0:34.32	+4
10	17 SILENT ANGEL Alisha Donald	14	68.1 1000m	0:08.21 Overall	1:05.23 [10] (0:08.21)	0:57.02 [8] (0:11.14)	0:45.88 [9] (0:11.27)	0:34.61 [10] (0:11.51)	0:23.10 [8] (0:11.21)	0:11.89 [9] (0:11.89)	6.69L	0:34.61	+4

Scratched: Flying Maple (#12), Miss Shalaa (#20), Dawn Rebel (#19), Red Hot Love (#18), Para Park Chance (#5), Oovii (#7), Sensationabull (#4), Serafima (#9)



Mackay QLD Professional
Race 6: S.H. TAIT & CO CHARTERED ACCOUNTANTS RATINGS BAND 0
- 55 Handicap - 1100m
26 July 2024 - 15:38



MACKAY TURF CLUB
 Ooralea Racecourse

Track Rating: Good 4, Weather: Fine, Rail Position: True

Section	Overall	1000m	800m	600m	400m	200m	Last 600m
Field Times	1:04.09 (0:07.57)	0:56.52 (0:10.77)	0:45.75 (0:11.29)	0:34.46 (0:11.71)	0:22.75 (0:11.22)	0:11.53 (0:11.53)	0:34.46

Rank	TAB	Horse/Jockey	Barrier	Top Speed [km/h]	Fastest Section	Overall	1000m	800m	600m	400m	200m	Margin	Distance Travelled [m]
11	13	TORNADO TORQUE Jackson Murphy	13	66.3 1000m	0:07.98 Overall	1:05.63 [11] (0:07.98)	0:57.65 [5] (0:11.09)	0:46.56 [6] (0:11.32)	0:35.24 [8] (0:12.08)	0:23.16 [12] (0:11.33)	0:11.83 [12] (0:11.83)	9.04L	0:35.24 +15
12	6	INNER SPIRIT Chris Whiteley	9	67.5 1000m	0:08.05 Overall	1:06.15 [12] (0:08.05)	0:58.10 [6] (0:10.85)	0:47.25 [5] (0:11.23)	0:36.02 [5] (0:11.78)	0:24.24 [5] (0:11.55)	0:12.69 [10] (0:12.69)	12.13L	0:36.02 +7

Scratched: Flying Maple (#12), Miss Shalaa (#20), Dawn Rebel (#19), Red Hot Love (#18), Para Park Chance (#5), Oovii (#7), Sensationabull (#4), Serafima (#9)



Horse/Jockey Name	Gold Academy
Final Rank	1
Fastest Section Time (Section)	0:07.83 (Overall)
Top Speed [km/h] (Section)	68.9 (1000m)
Race State	Finished

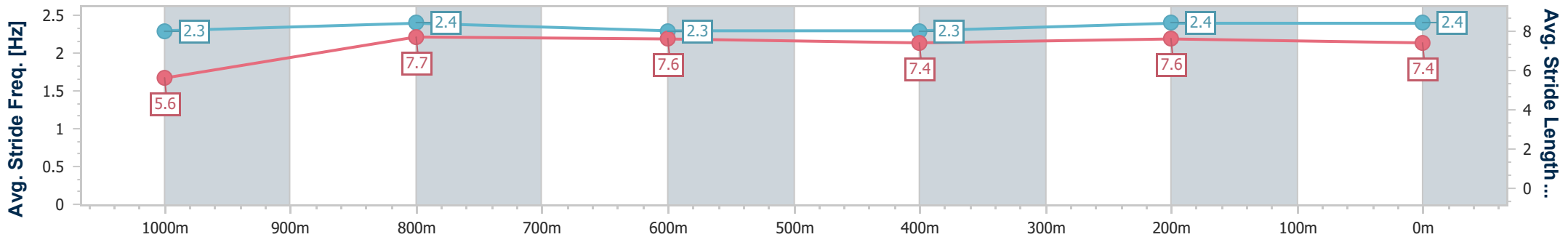
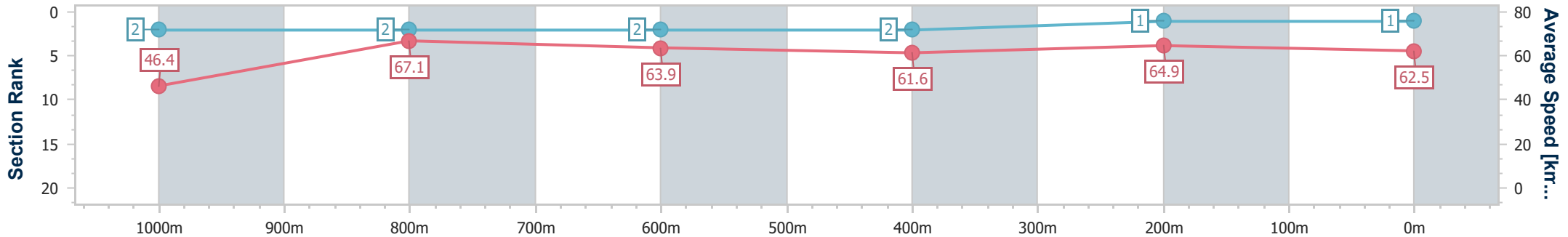


Mackay QLD Professional
 Race 6: S.H. TAIT & CO CHARTERED ACCOUNTANTS
 RATINGS BAND 0 - 55 Handicap - 1100m
 26 July 2024 - 15:38



Track Rating: Good 4, Weather: Fine, Rail Position: True

Section	Overall	1000m	800m	600m	400m	200m
Section Times	1:04.09 [1] (0:07.83)	0:56.26 [2] (0:10.63)	0:45.63 [2] (0:11.22)	0:34.41 [2] (0:11.73)	0:22.68 [2] (0:11.15)	0:11.53 [1] (0:11.53)
Average Speed [km/h]	46.4	67.1	63.9	61.6	64.9	62.5
Top Speed [km/h]	65.3	68.9	65.9	62.7	66.3	66.1
Avg. Dist. to Rail [m]	4.3	2.0	1.2	1.4	3.1	3.1
Avg. Stride Freq. [Hz]	2.3	2.4	2.3	2.3	2.4	2.4
Avg. Stride Length [m]	5.6	7.7	7.6	7.4	7.6	7.4



- [] Ranking at each section and finish
- .-.- No data available at this section
- NA No data available



Horse/Jockey Name	Whitsunday Session
Final Rank	2
Fastest Section Time (Section)	0:07.57 (Overall)
Top Speed [km/h] (Section)	67.4 (1000m)
Race State	Finished

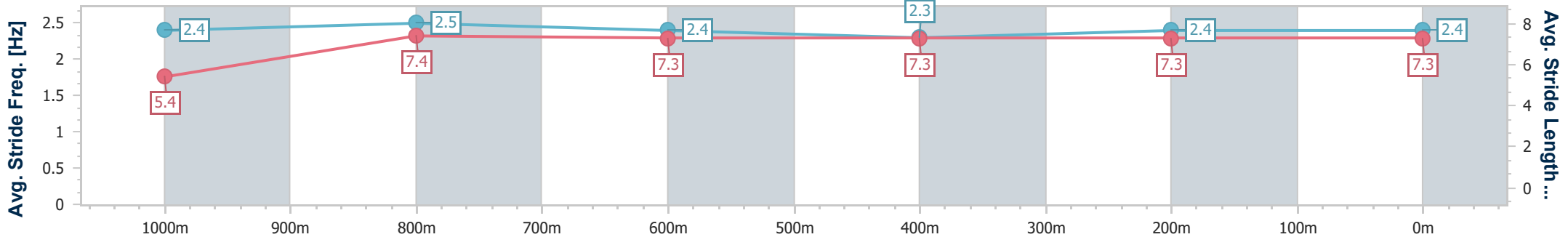
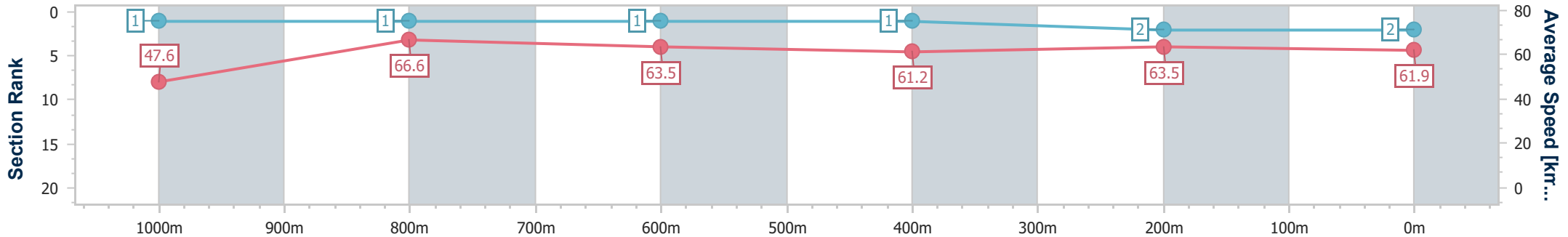


Mackay QLD Professional
 Race 6: S.H. TAIT & CO CHARTERED ACCOUNTANTS
 RATINGS BAND 0 - 55 Handicap - 1100m
 26 July 2024 - 15:38



Track Rating: Good 4, Weather: Fine, Rail Position: True

Section	Overall	1000m	800m	600m	400m	200m
Section Times	1:04.32 [2] (0:07.57)	0:56.75 [1] (0:10.77)	0:45.98 [1] (0:11.29)	0:34.69 [1] (0:11.71)	0:22.98 [1] (0:11.35)	0:11.63 [2] (0:11.63)
Average Speed [km/h]	47.6	66.6	63.5	61.2	63.5	61.9
Top Speed [km/h]	65.2	67.4	65.6	61.7	65.3	64.9
Avg. Dist. to Rail [m]	1.3	1.4	0.9	1.6	1.0	0.6
Avg. Stride Freq. [Hz]	2.4	2.5	2.4	2.3	2.4	2.4
Avg. Stride Length [m]	5.4	7.4	7.3	7.3	7.3	7.3



- [] Ranking at each section and finish
- .-.- No data available at this section
- NA No data available



Horse/Jockey Name	Elesprit Miss
Final Rank	3
Fastest Section Time (Section)	0:08.31 (Overall)
Top Speed [km/h] (Section)	68.3 (1000m)
Race State	Finished

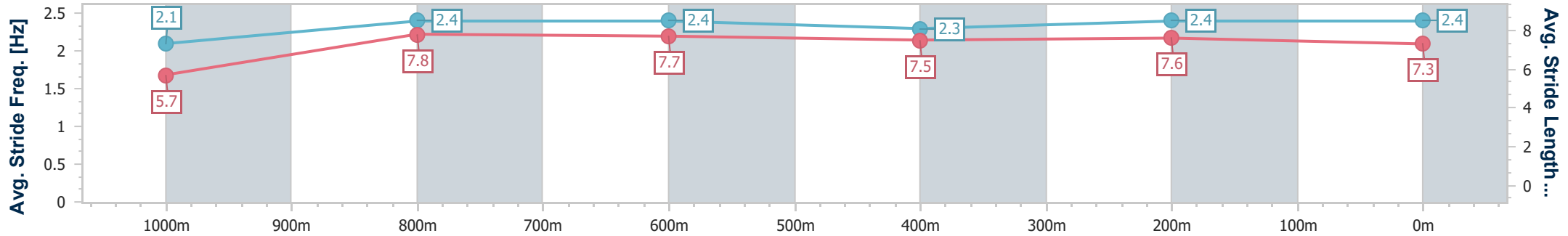
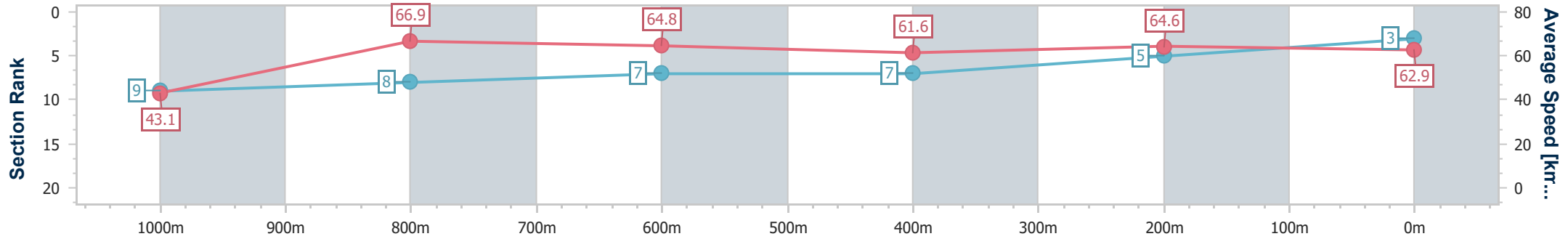


Mackay QLD Professional
 Race 6: S.H. TAIT & CO CHARTERED ACCOUNTANTS
 RATINGS BAND 0 - 55 Handicap - 1100m
 26 July 2024 - 15:38



Track Rating: Good 4, Weather: Fine, Rail Position: True

Section	Overall	1000m	800m	600m	400m	200m
Section Times	1:04.55 [3] (0:08.31)	0:56.24 [9] (0:10.85)	0:45.39 [8] (0:11.08)	0:34.31 [7] (0:11.70)	0:22.61 [7] (0:11.14)	0:11.47 [5] (0:11.47)
Average Speed [km/h]	43.1	66.9	64.8	61.6	64.6	62.9
Top Speed [km/h]	61.6	68.3	67.4	64.0	65.8	65.2
Avg. Dist. to Rail [m]	3.3	1.4	0.7	0.4	3.3	6.4
Avg. Stride Freq. [Hz]	2.1	2.4	2.4	2.3	2.4	2.4
Avg. Stride Length [m]	5.7	7.8	7.7	7.5	7.6	7.3



- [] Ranking at each section and finish
- .-.- No data available at this section
- NA No data available



Horse/Jockey Name	Lady Masquerade
Final Rank	4
Fastest Section Time (Section)	0:08.50 (Overall)
Top Speed [km/h] (Section)	68.3 (400m)
Race State	Finished

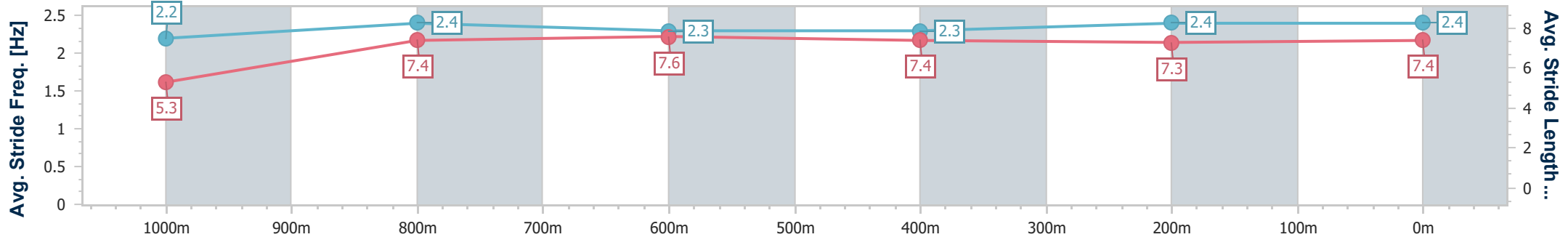
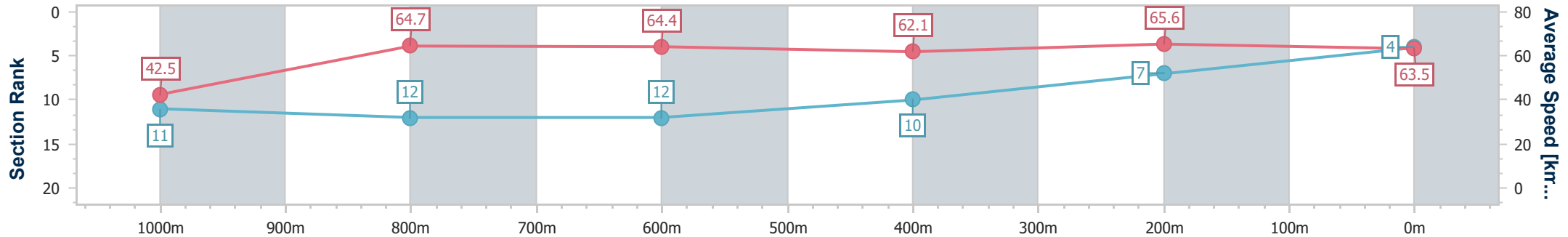


Mackay QLD Professional
 Race 6: S.H. TAIT & CO CHARTERED ACCOUNTANTS
 RATINGS BAND 0 - 55 Handicap - 1100m
 26 July 2024 - 15:38



Track Rating: Good 4, Weather: Fine, Rail Position: True

Section	Overall	1000m	800m	600m	400m	200m
Section Times	1:04.61 [4] (0:08.50)	0:56.11 [11] (0:11.16)	0:44.95 [12] (0:11.16)	0:33.79 [12] (0:11.47)	0:22.32 [10] (0:10.95)	0:11.37 [7] (0:11.37)
Average Speed [km/h]	42.5	64.7	64.4	62.1	65.6	63.5
Top Speed [km/h]	58.5	67.8	66.6	65.0	68.3	66.4
Avg. Dist. to Rail [m]	9.2	1.0	0.8	1.3	0.8	0.9
Avg. Stride Freq. [Hz]	2.2	2.4	2.3	2.3	2.4	2.4
Avg. Stride Length [m]	5.3	7.4	7.6	7.4	7.3	7.4



- [] Ranking at each section and finish
- .-.- No data available at this section
- NA No data available



Horse/Jockey Name	Super Fast
Final Rank	5
Fastest Section Time (Section)	0:07.95 (Overall)
Top Speed [km/h] (Section)	69.2 (1000m)
Race State	Finished



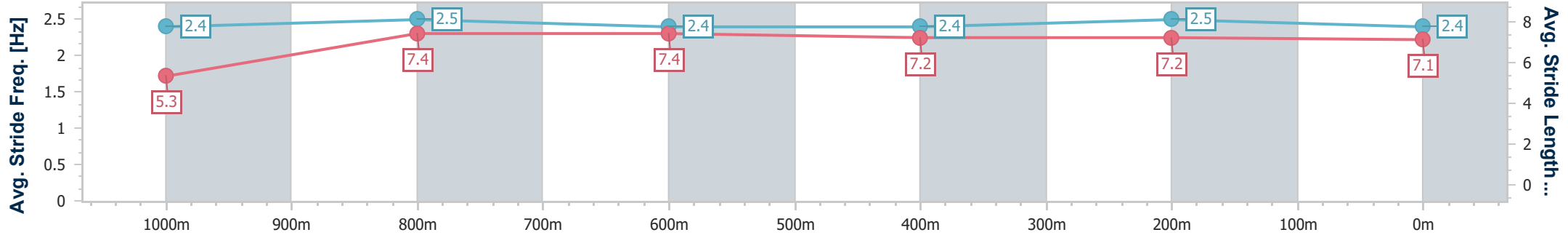
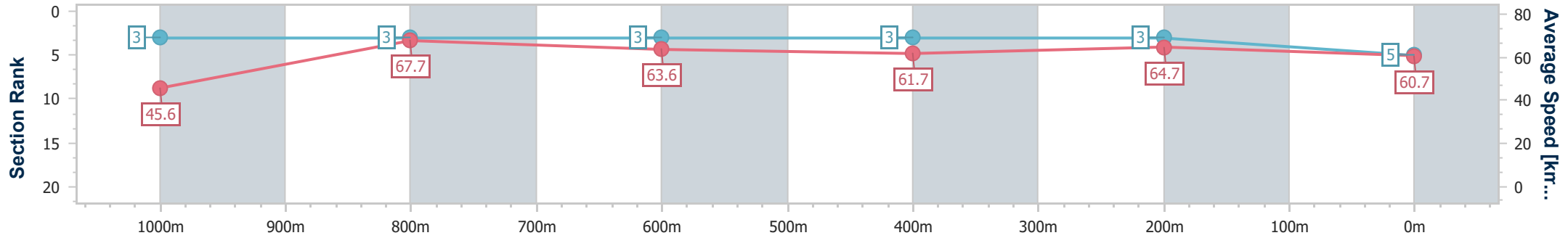
Mackay QLD Professional
 Race 6: S.H. TAIT & CO CHARTERED ACCOUNTANTS
 RATINGS BAND 0 - 55 Handicap - 1100m



26 July 2024 - 15:38

Track Rating: Good 4, Weather: Fine, Rail Position: True

Section	Overall	1000m	800m	600m	400m	200m
Section Times	1:04.68 [5] (0:07.95)	0:56.73 [3] (0:10.68)	0:46.05 [3] (0:11.33)	0:34.72 [3] (0:11.75)	0:22.97 [3] (0:11.14)	0:11.83 [3] (0:11.83)
Average Speed [km/h]	45.6	67.7	63.6	61.7	64.7	60.7
Top Speed [km/h]	65.1	69.2	65.6	62.7	65.4	64.8
Avg. Dist. to Rail [m]	4.2	1.5	1.5	0.7	1.5	1.7
Avg. Stride Freq. [Hz]	2.4	2.5	2.4	2.4	2.5	2.4
Avg. Stride Length [m]	5.3	7.4	7.4	7.2	7.2	7.1



- [] Ranking at each section and finish
- .-.- No data available at this section
- NA No data available



Horse/Jockey Name	Nine Carats
Final Rank	6
Fastest Section Time (Section)	0:08.59 (Overall)
Top Speed [km/h] (Section)	68.7 (1000m)
Race State	Finished

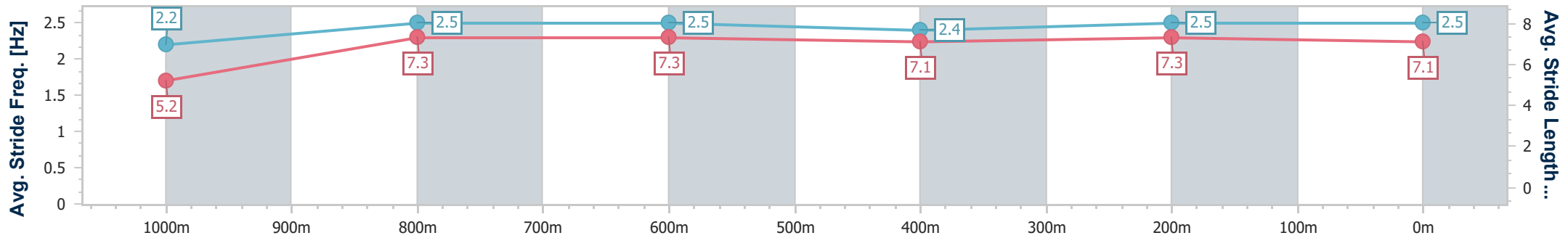
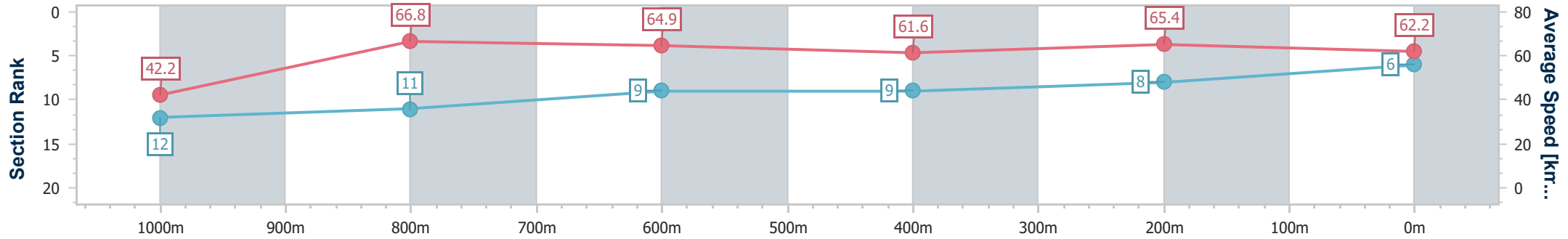


Mackay QLD Professional
 Race 6: S.H. TAIT & CO CHARTERED ACCOUNTANTS
 RATINGS BAND 0 - 55 Handicap - 1100m
 26 July 2024 - 15:38



Track Rating: Good 4, Weather: Fine, Rail Position: True

Section	Overall	1000m	800m	600m	400m	200m
Section Times	1:04.84 [6] (0:08.59)	0:56.25 [12] (0:10.84)	0:45.41 [11] (0:11.05)	0:34.36 [9] (0:11.72)	0:22.64 [9] (0:11.05)	0:11.59 [8] (0:11.59)
Average Speed [km/h]	42.2	66.8	64.9	61.6	65.4	62.2
Top Speed [km/h]	63.4	68.7	66.6	64.3	66.0	65.1
Avg. Dist. to Rail [m]	11.4	0.8	0.4	1.0	2.7	1.7
Avg. Stride Freq. [Hz]	2.2	2.5	2.5	2.4	2.5	2.5
Avg. Stride Length [m]	5.2	7.3	7.3	7.1	7.3	7.1



- [] Ranking at each section and finish
- .-.- No data available at this section
- NA No data available



Horse/Jockey Name	Our Benefit
Final Rank	7
Fastest Section Time (Section)	0:07.96 (Overall)
Top Speed [km/h] (Section)	68.7 (1000m)
Race State	Finished



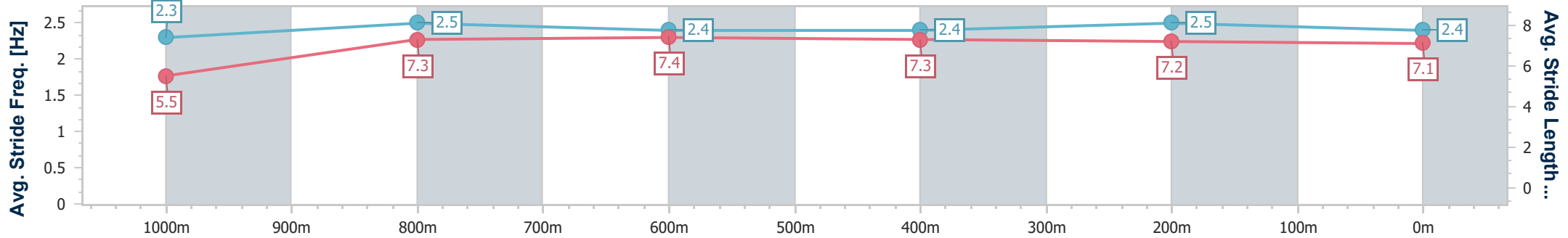
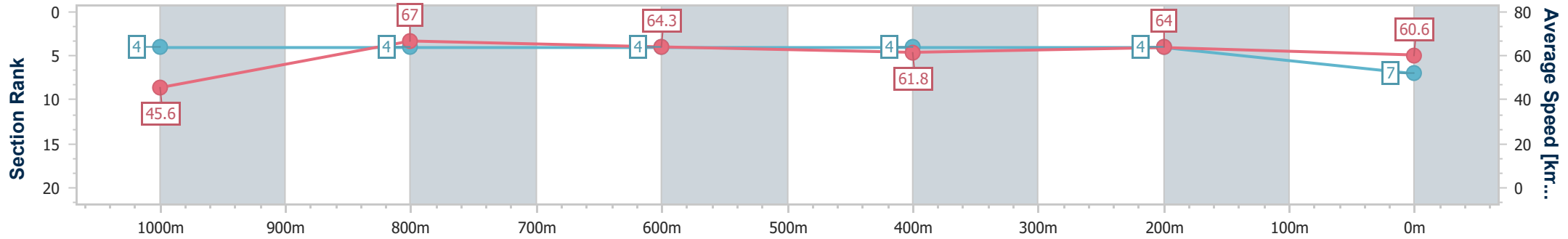
Mackay QLD Professional
 Race 6: S.H. TAIT & CO CHARTERED ACCOUNTANTS
 RATINGS BAND 0 - 55 Handicap - 1100m



26 July 2024 - 15:38

Track Rating: Good 4, Weather: Fine, Rail Position: True

Section	Overall	1000m	800m	600m	400m	200m
Section Times	1:04.88 [7] (0:07.96)	0:56.92 [4] (0:10.79)	0:46.13 [4] (0:11.25)	0:34.88 [4] (0:11.71)	0:23.17 [4] (0:11.26)	0:11.91 [4] (0:11.91)
Average Speed [km/h]	45.6	67.0	64.3	61.8	64.0	60.6
Top Speed [km/h]	65.7	68.7	67.1	62.9	65.0	63.3
Avg. Dist. to Rail [m]	5.3	1.6	2.5	0.4	2.6	4.3
Avg. Stride Freq. [Hz]	2.3	2.5	2.4	2.4	2.5	2.4
Avg. Stride Length [m]	5.5	7.3	7.4	7.3	7.2	7.1



- [] Ranking at each section and finish
- .-.- No data available at this section
- NA No data available



Horse/Jockey Name	Cash Artist
Final Rank	8
Fastest Section Time (Section)	0:08.14 (Overall)
Top Speed [km/h] (Section)	67.3 (1000m)
Race State	Finished

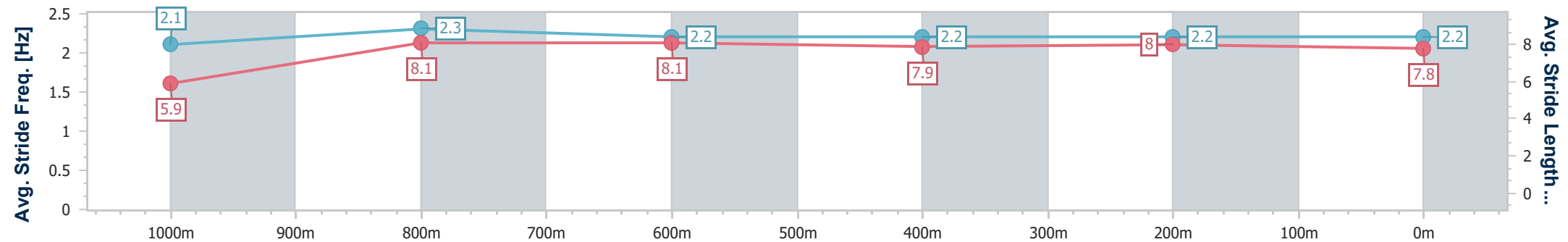
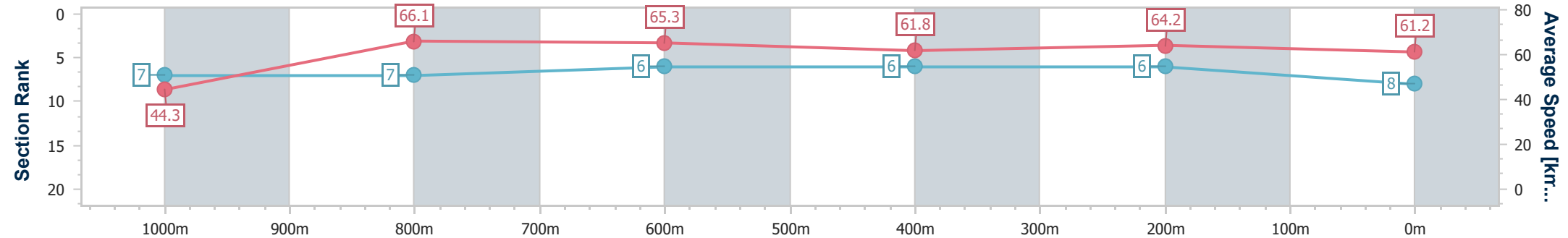


Mackay QLD Professional
 Race 6: S.H. TAIT & CO CHARTERED ACCOUNTANTS
 RATINGS BAND 0 - 55 Handicap - 1100m
 26 July 2024 - 15:38



Track Rating: Good 4, Weather: Fine, Rail Position: True

Section	Overall	1000m	800m	600m	400m	200m
Section Times	1:04.94 [8] (0:08.14)	0:56.80 [7] (0:10.94)	0:45.86 [7] (0:11.07)	0:34.79 [6] (0:11.78)	0:23.01 [6] (0:11.26)	0:11.75 [6] (0:11.75)
Average Speed [km/h]	44.3	66.1	65.3	61.8	64.2	61.2
Top Speed [km/h]	61.5	67.3	66.4	63.3	65.0	64.0
Avg. Dist. to Rail [m]	7.9	1.9	0.9	1.4	4.7	8.1
Avg. Stride Freq. [Hz]	2.1	2.3	2.2	2.2	2.2	2.2
Avg. Stride Length [m]	5.9	8.1	8.1	7.9	8.0	7.8



- [] Ranking at each section and finish
- .-.- No data available at this section
- NA No data available



Horse/Jockey Name	Divine Hunter
Final Rank	9
Fastest Section Time (Section)	0:08.41 (Overall)
Top Speed [km/h] (Section)	68.1 (1000m)
Race State	Finished



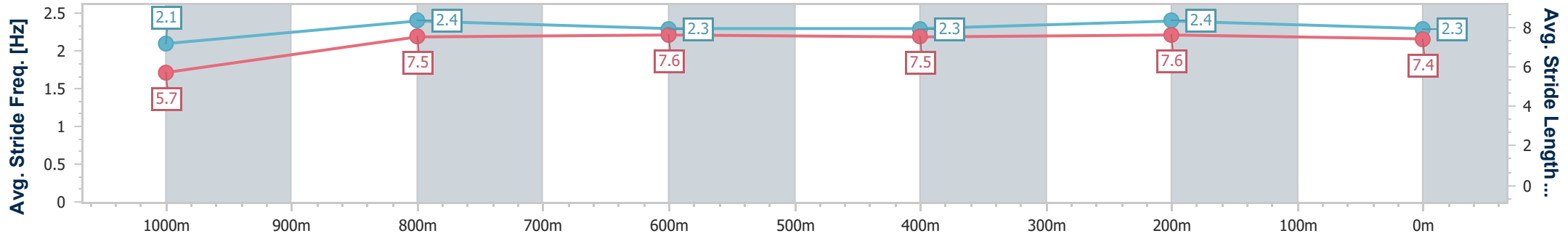
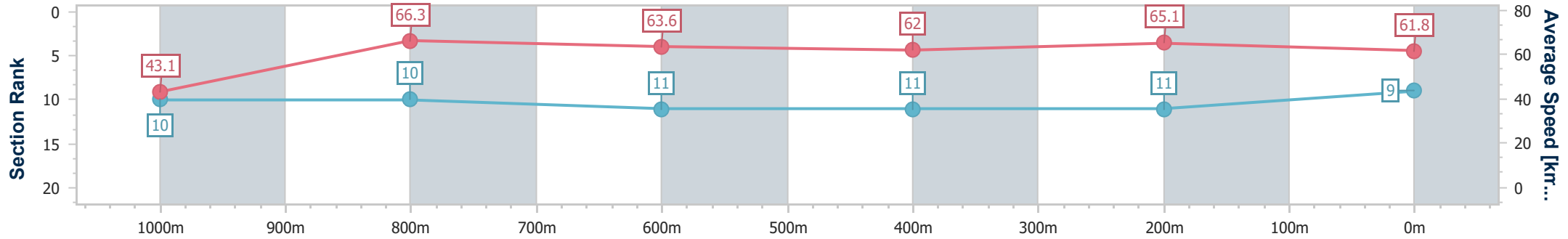
Mackay QLD Professional
 Race 6: S.H. TAIT & CO CHARTERED ACCOUNTANTS
 RATINGS BAND 0 - 55 Handicap - 1100m



26 July 2024 - 15:38

Track Rating: Good 4, Weather: Fine, Rail Position: True

Section	Overall	1000m	800m	600m	400m	200m
Section Times	1:05.10 [9] (0:08.41)	0:56.69 [10] (0:10.98)	0:45.71 [10] (0:11.39)	0:34.32 [11] (0:11.60)	0:22.72 [11] (0:11.09)	0:11.63 [11] (0:11.63)
Average Speed [km/h]	43.1	66.3	63.6	62.0	65.1	61.8
Top Speed [km/h]	60.3	68.1	65.7	64.1	66.7	65.3
Avg. Dist. to Rail [m]	11.9	3.7	2.6	0.4	2.9	4.2
Avg. Stride Freq. [Hz]	2.1	2.4	2.3	2.3	2.4	2.3
Avg. Stride Length [m]	5.7	7.5	7.6	7.5	7.6	7.4



- [] Ranking at each section and finish
- .-.- No data available at this section
- NA No data available



Horse/Jockey Name	Silent Angel
Final Rank	10
Fastest Section Time (Section)	0:08.21 (Overall)
Top Speed [km/h] (Section)	68.1 (1000m)
Race State	Finished

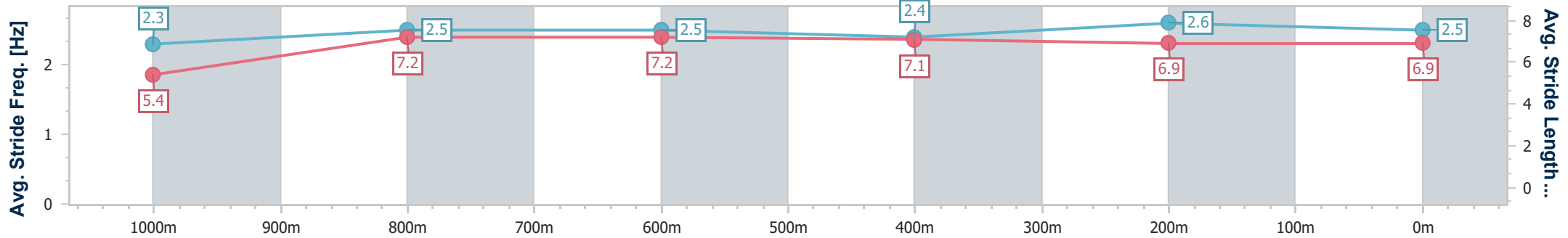
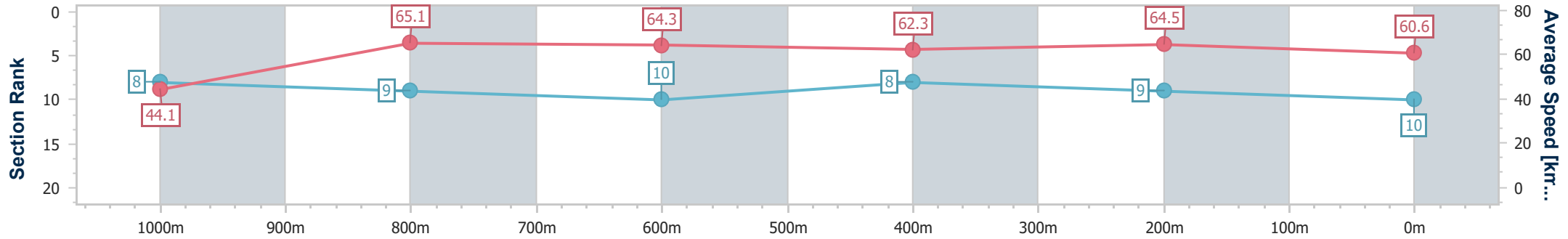


Mackay QLD Professional
 Race 6: S.H. TAIT & CO CHARTERED ACCOUNTANTS
 RATINGS BAND 0 - 55 Handicap - 1100m
 26 July 2024 - 15:38



Track Rating: Good 4, Weather: Fine, Rail Position: True

Section	Overall	1000m	800m	600m	400m	200m
Section Times	1:05.23 [10] (0:08.21)	0:57.02 [8] (0:11.14)	0:45.88 [9] (0:11.27)	0:34.61 [10] (0:11.51)	0:23.10 [8] (0:11.21)	0:11.89 [9] (0:11.89)
Average Speed [km/h]	44.1	65.1	64.3	62.3	64.5	60.6
Top Speed [km/h]	58.5	68.1	65.6	64.7	65.6	64.1
Avg. Dist. to Rail [m]	10.1	3.3	2.4	0.8	4.2	8.9
Avg. Stride Freq. [Hz]	2.3	2.5	2.5	2.4	2.6	2.5
Avg. Stride Length [m]	5.4	7.2	7.2	7.1	6.9	6.9



- [] Ranking at each section and finish
- .-.- No data available at this section
- NA No data available



Horse/Jockey Name	Tornado Torque
Final Rank	11
Fastest Section Time (Section)	0:07.98 (Overall)
Top Speed [km/h] (Section)	66.3 (1000m)
Race State	Finished



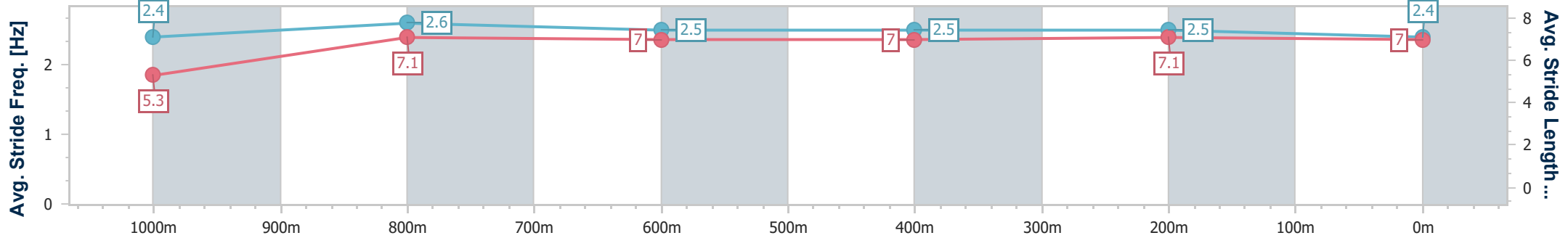
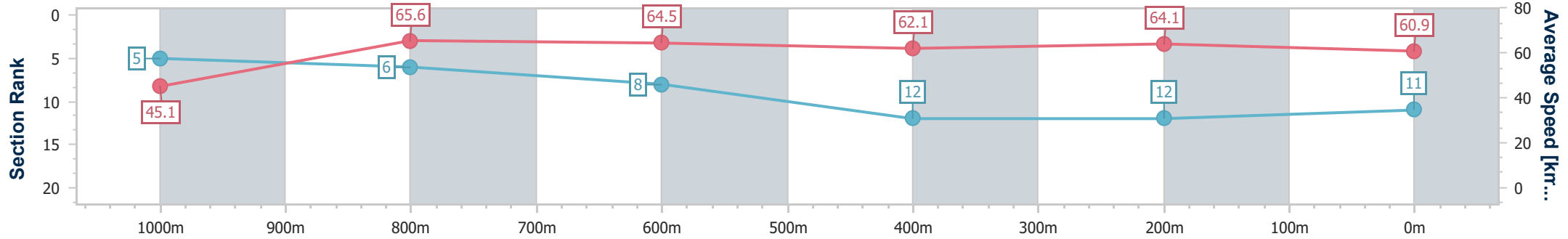
Mackay QLD Professional
 Race 6: S.H. TAIT & CO CHARTERED ACCOUNTANTS
 RATINGS BAND 0 - 55 Handicap - 1100m



26 July 2024 - 15:38

Track Rating: Good 4, Weather: Fine, Rail Position: True

Section	Overall	1000m	800m	600m	400m	200m
Section Times	1:05.63 [11] (0:07.98)	0:57.65 [5] (0:11.09)	0:46.56 [6] (0:11.32)	0:35.24 [8] (0:12.08)	0:23.16 [12] (0:11.33)	0:11.83 [12] (0:11.83)
Average Speed [km/h]	45.1	65.6	64.5	62.1	64.1	60.9
Top Speed [km/h]	63.2	66.3	65.6	63.2	65.6	63.8
Avg. Dist. to Rail [m]	7.1	2.8	4.5	5.2	6.3	6.7
Avg. Stride Freq. [Hz]	2.4	2.6	2.5	2.5	2.5	2.4
Avg. Stride Length [m]	5.3	7.1	7.0	7.0	7.1	7.0



- [] Ranking at each section and finish
- .-.- No data available at this section
- NA No data available



Horse/Jockey Name	Inner Spirit
Final Rank	12
Fastest Section Time (Section)	0:08.05 (Overall)
Top Speed [km/h] (Section)	67.5 (1000m)
Race State	Finished

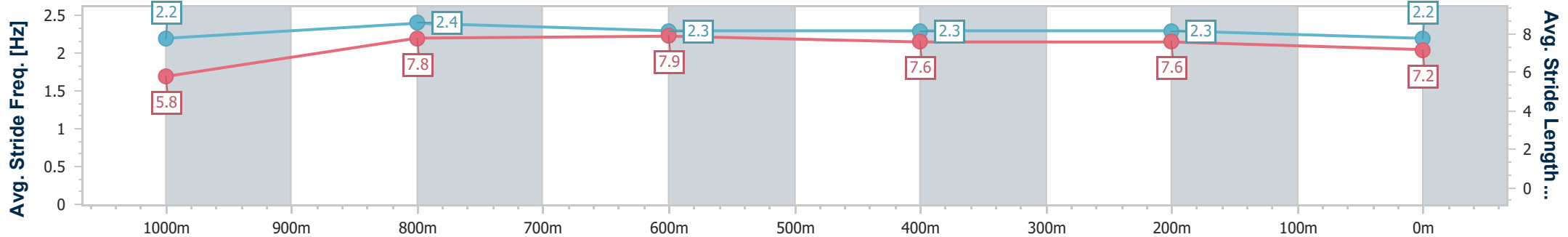
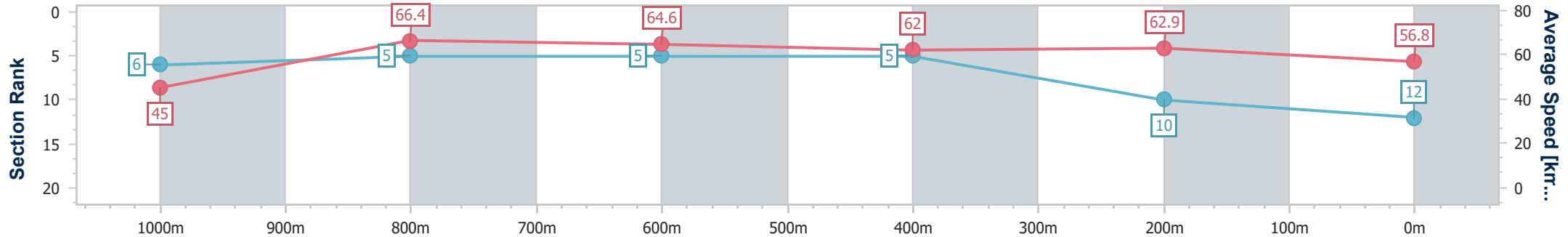


Mackay QLD Professional
 Race 6: S.H. TAIT & CO CHARTERED ACCOUNTANTS
 RATINGS BAND 0 - 55 Handicap - 1100m
 26 July 2024 - 15:38



Track Rating: Good 4, Weather: Fine, Rail Position: True

Section	Overall	1000m	800m	600m	400m	200m
Section Times	1:06.15 [12] (0:08.05)	0:58.10 [6] (0:10.85)	0:47.25 [5] (0:11.23)	0:36.02 [5] (0:11.78)	0:24.24 [5] (0:11.55)	0:12.69 [10] (0:12.69)
Average Speed [km/h]	45.0	66.4	64.6	62.0	62.9	56.8
Top Speed [km/h]	65.5	67.5	65.5	63.3	64.0	61.4
Avg. Dist. to Rail [m]	5.5	1.8	1.4	2.2	5.3	5.8
Avg. Stride Freq. [Hz]	2.2	2.4	2.3	2.3	2.3	2.2
Avg. Stride Length [m]	5.8	7.8	7.9	7.6	7.6	7.2



- [] Ranking at each section and finish
- .-.- No data available at this section
- NA No data available



Mackay QLD Professional

Race 7: LADBROKES MACKAY NEWMARKET - 1300m

26 July 2024 - 16:14



MACKAY TURF CLUB
Ooralea Racecourse

Track Rating: Good 4, Weather: Fine, Rail Position: True

Section	Field Times	Overall	1200m	1000m	800m	600m	400m	Last 600m				
		1:15.35 (0:07.45)	1:07.90 (0:10.51)	0:57.39 (0:11.10)	0:46.29 (0:11.59)	0:34.70 (0:11.37)	0:23.33 (0:11.36)	0:34.70				
Rank	TAB Horse/Jockey	Barrier	Top Speed [km/h]	Fastest Section	Overall	1200m	1000m	800m	600m	400m	Last 600m	Distance Travelled [m]
1	16 OUTBACK ACTION Georgina Cartwright	15	71.5	0:07.52	1:15.35 [1] (0:07.52)	1:07.83 [3] (0:10.44)	0:57.39 [1] (0:11.10)	0:46.29 [1] (0:11.59)	0:34.70 [1] (0:11.37)	0:23.33 [1] (0:11.36)	0:34.70	
2	13 TRACK TALE Ron Stewart	12	70.3	0:07.61	1:15.44 [2] (0:07.61)	1:07.83 [5] (0:10.56)	0:57.27 [2] (0:11.02)	0:46.25 [2] (0:11.55)	0:34.70 [2] (0:11.44)	0:23.26 [2] (0:11.29)	0:34.70	-8
3	7 CASHIN' CHEX Samantha Collett	3	69.3	0:07.90	1:15.45 [3] (0:07.90)	1:07.55 [11] (0:11.13)	0:56.42 [10] (0:10.95)	0:45.47 [10] (0:11.50)	0:33.97 [9] (0:11.52)	0:22.45 [9] (0:11.03)	0:33.97	+4
4	2 MONTENEGRO MAN Justin Huxtable	6	69.2	0:07.45	1:15.53 [4] (0:07.45)	1:08.08 [1] (0:10.92)	0:57.16 [4] (0:11.06)	0:46.10 [4] (0:11.58)	0:34.52 [5] (0:11.53)	0:22.99 [5] (0:11.14)	0:34.52	+5
5	14 COCHRANE Tahlia Fenlon	8	69.6	0:07.57	1:15.55 [5] (0:07.57)	1:07.98 [4] (0:10.96)	0:57.02 [5] (0:11.01)	0:46.01 [5] (0:11.42)	0:34.59 [3] (0:11.50)	0:23.09 [3] (0:11.13)	0:34.59	+3
6	11 REAL KEY Warwick Satherley	9	68.1	0:07.68	1:15.69 [6] (0:07.68)	1:08.01 [6] (0:10.94)	0:57.07 [8] (0:11.10)	0:45.97 [8] (0:11.42)	0:34.55 [8] (0:11.46)	0:23.09 [6] (0:11.14)	0:34.55	+5
7	1 TIGER LEGEND Ashley Butler	4	67.8	0:07.46	1:15.75 [7] (0:07.46)	1:08.29 [2] (0:10.85)	0:57.44 [3] (0:11.10)	0:46.34 [3] (0:11.56)	0:34.78 [4] (0:11.50)	0:23.28 [4] (0:11.27)	0:34.78	-5
8	5 RUBY JULY Jackson Murphy	10	68.2	0:08.01	1:15.80 [8] (0:08.01)	1:07.79 [12] (0:11.31)	0:56.48 [12] (0:10.92)	0:45.56 [11] (0:11.43)	0:34.13 [11] (0:11.46)	0:22.67 [11] (0:10.99)	0:34.13	+4
9	3 HONKYTONK DIVA Justin Stanley	7	69.5	0:07.72	1:16.03 [9] (0:07.72)	1:08.31 [8] (0:10.84)	0:57.47 [6] (0:11.05)	0:46.42 [7] (0:11.51)	0:34.91 [6] (0:11.72)	0:23.19 [8] (0:11.31)	0:34.91	-1
10	15 VALLEY OF DREAMS Melea Castle	5	68.8	0:07.73	1:16.13 [10] (0:07.73)	1:08.40 [9] (0:11.07)	0:57.33 [9] (0:11.16)	0:46.17 [9] (0:11.59)	0:34.58 [10] (0:11.56)	0:23.02 [10] (0:11.39)	0:34.58	-4

Scratched: Chickerartie (#18), Constant Flight (#4), Letmeletgo (#9), Magic In Me (#19), Bold Hunter (#17)

Report Created: Fri 26 July 2024 16:44 GMT+10 (Note: Timing is based on position data)

Page 1/18

[] Ranking at each section and finish
 -:-:- No data available at this section
 NA No data available
 SCN Saddle cloth number
 DNF Did not finish
 DNT Did not track

data processed by TRIPLES DATA



Mackay QLD Professional

Race 7: LADBROKES MACKAY NEWMARKET - 1300m

26 July 2024 - 16:14



MACKAY TURF CLUB
Ooralea Racecourse

Track Rating: Good 4, Weather: Fine, Rail Position: True

Section	Overall	1200m	1000m	800m	600m	400m	Last 600m
Field Times	1:15.35 (0:07.45)	1:07.90 (0:10.51)	0:57.39 (0:11.10)	0:46.29 (0:11.59)	0:34.70 (0:11.37)	0:23.33 (0:11.36)	0:34.70

Rank	TAB	Horse/Jockey	Barrier	Top Speed [km/h]	Fastest Section	Overall	1200m	1000m	800m	600m	400m	Last 600m	Distance Travelled [m]
11	8	FANAAR Zac Sprie	11	68.5	0:08.23	1:16.14 [11] (0:08.23)	1:07.91 [14] (0:11.28)	0:56.63 [14] (0:10.86)	0:45.77 [14] (0:11.54)	0:34.23 [14] (0:11.44)	0:22.79 [12] (0:11.16)	0:34.23	+0
12	12	BOLD AND LUCY Leah Martyn	16	68.0	0:08.14	1:16.24 [12] (0:08.14)	1:08.10 [13] (0:11.22)	0:56.88 [13] (0:10.98)	0:45.90 [13] (0:11.47)	0:34.43 [12] (0:11.57)	0:22.86 [13] (0:11.21)	0:34.43	+10
13	6	CABALO ESCURO Chelsea Jokic	2	67.8	0:07.88	1:16.30 [13] (0:07.88)	1:08.42 [10] (0:11.28)	0:57.14 [11] (0:11.16)	0:45.98 [12] (0:11.58)	0:34.40 [13] (0:11.66)	0:22.74 [14] (0:11.10)	0:34.40	-8
14	10	OCEAN EMPEROR Alisha Donald	1	68.7	0:07.68	1:16.34 [14] (0:07.68)	1:08.66 [7] (0:10.90)	0:57.76 [7] (0:11.02)	0:46.74 [6] (0:11.53)	0:35.21 [7] (0:11.70)	0:23.51 [7] (0:11.46)	0:35.21	-4

Scratched: Chickerartie (#18), Constant Flight (#4), Letmeletgo (#9), Magic In Me (#19), Bold Hunter (#17)



Mackay QLD Professional

Race 7: LADBROKES MACKAY NEWMARKET - 1300m

26 July 2024 - 16:14



MACKAY TURF CLUB
Ooralea Racecourse

Track Rating: Good 4, Weather: Fine, Rail Position: True

Section				200m				Last 600m	
Field Times				0:11.97				0:34.70	
				(0:11.97)					
Rank	TAB	Horse/Jockey	Barrier	Top Speed [km/h]	Fastest Section	Margin			Distance Travelled [m]
1	16	OUTBACK ACTION Georgina Cartwright	15	71.5 1200m	0:07.52 Overall	0:11.97 [1] (0:11.97)	1:15.35		0:34.70
2	13	TRACK TALE Ron Stewart	12	70.3 1200m	0:07.61 Overall	0:11.97 [2] (0:11.97)	0.47L		0:34.70 -8
3	7	CASHIN' CHEX Samantha Collett	3	69.3 1000m	0:07.90 Overall	0:11.42 [7] (0:11.42)	0.57L		0:33.97 +4
4	2	MONTENEGRO MAN Justin Huxtable	6	69.2 1200m	0:07.45 Overall	0:11.85 [4] (0:11.85)	1.02L		0:34.52 +5
5	14	COCHRANE Tahlia Fenlon	8	69.6 1200m	0:07.57 Overall	0:11.96 [3] (0:11.96)	1.14L		0:34.59 +3
6	11	REAL KEY Warwick Satherley	9	68.1 1200m	0:07.68 Overall	0:11.95 [5] (0:11.95)	1.95L		0:34.55 +5
7	1	TIGER LEGEND Ashley Butler	4	67.8 1200m	0:07.46 Overall	0:12.01 [6] (0:12.01)	2.3L		0:34.78 -5
8	5	RUBY JULY Jackson Murphy	10	68.2 1200m	0:08.01 Overall	0:11.68 [8] (0:11.68)	2.59L		0:34.13 +4
9	3	HONKYTONK DIVA Justin Stanley	7	69.5 1200m	0:07.72 Overall	0:11.88 [9] (0:11.88)	3.96L		0:34.91 -1
10	15	VALLEY OF DREAMS Melea Castle	5	68.8 1200m	0:07.73 Overall	0:11.63 [11] (0:11.63)	4.59L		0:34.58 -4

Scratched: Chickerartie (#18), Constant Flight (#4), Letmeletgo (#9), Magic In Me (#19), Bold Hunter (#17)

Report Created: Fri 26 July 2024 16:44 GMT+10 (Note: Timing is based on position data)

Page 3/18

[] Ranking at each section and finish
-:--:- No data available at this section
NA No data available

SCN Saddle cloth number
DNF Did not finish
DNT Did not track

data processed by TRIPLESDATA



Mackay QLD Professional

Race 7: LADBROKES MACKAY NEWMARKET - 1300m

26 July 2024 - 16:14



MACKAY TURF CLUB
Ooralea Racecourse

Track Rating: Good 4, Weather: Fine, Rail Position: True

Section							200m			Last 600m
Field Times							0:11.97			0:34.70
Rank	TAB	Horse/Jockey	Barrier	Top Speed [km/h]	Fastest Section	Margin				Distance Travelled [m]
11	8	FANAAR Zac Sprie	11	68.5 1000m	0:08.23 Overall	0:11.63 [12] (0:11.63)	4.6L		0:34.23	+0
12	12	BOLD AND LUCY Leah Martyn	16	68.0 1000m	0:08.14 Overall	0:11.65 [13] (0:11.65)	5.2L		0:34.43	+10
13	6	CABALO ESCURO Chelsea Jokic	2	67.8 1000m	0:07.88 Overall	0:11.64 [14] (0:11.64)	5.56L		0:34.40	-8
14	10	OCEAN EMPEROR Alisha Donald	1	68.7 1200m	0:07.68 Overall	0:12.05 [10] (0:12.05)	5.78L		0:35.21	-4

Scratched: Chickerartie (#18), Constant Flight (#4), Letmeletgo (#9), Magic In Me (#19), Bold Hunter (#17)



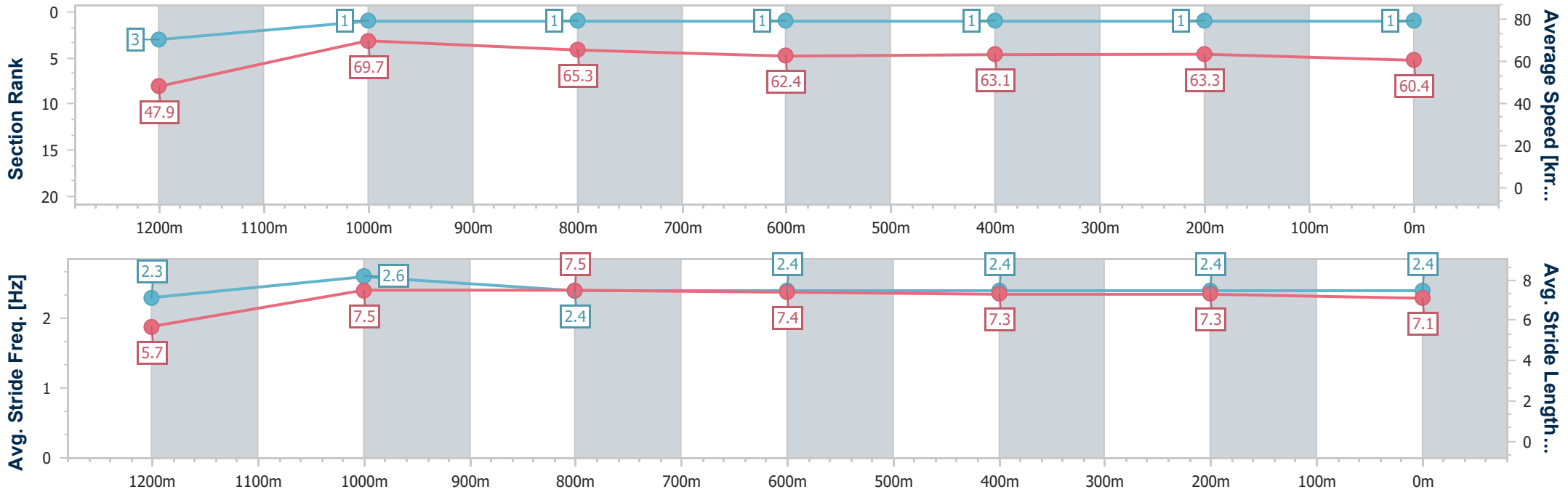
Horse/Jockey Name	Outback Action
Final Rank	1
Fastest Section Time (Section)	0:07.52 (Overall)
Top Speed [km/h] (Section)	71.5 (1200m)
Race State	Finished



Mackay QLD Professional
 Race 7: LADBROKES MACKAY NEWMARKET - 1300m
 26 July 2024 - 16:14
 Track Rating: Good 4, Weather: Fine, Rail Position: True



Section	Overall	1200m	1000m	800m	600m	400m	200m
Section Times	1:15.35 [1] (0:07.52)	1:07.83 [3] (0:10.44)	0:57.39 [1] (0:11.10)	0:46.29 [1] (0:11.59)	0:34.70 [1] (0:11.37)	0:23.33 [1] (0:11.36)	0:11.97 [1] (0:11.97)
Average Speed [km/h]	47.9	69.7	65.3	62.4	63.1	63.3	60.4
Top Speed [km/h]	65.6	71.5	69.0	64.4	65.5	64.9	62.3
Avg. Dist. to Rail [m]	14.8	6.5	2.3	1.4	0.4	1.4	2.3
Avg. Stride Freq. [Hz]	2.3	2.6	2.4	2.4	2.4	2.4	2.4
Avg. Stride Length [m]	5.7	7.5	7.5	7.4	7.3	7.3	7.1



- [] Ranking at each section and finish
- .-.- No data available at this section
- NA No data available



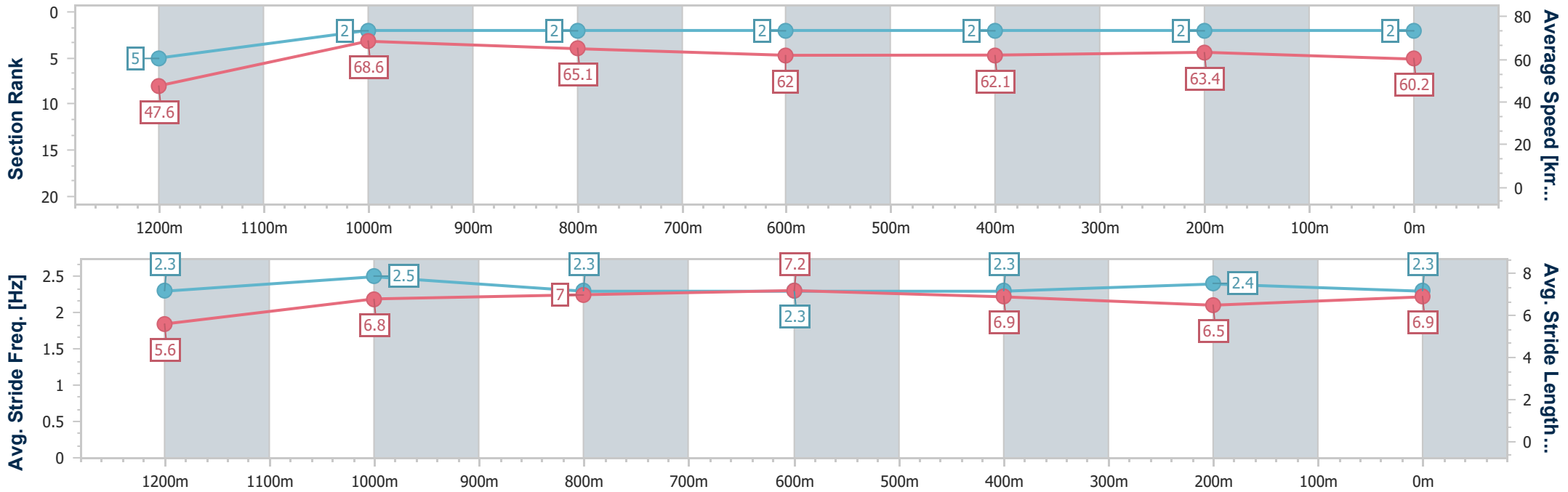
Horse/Jockey Name	Track Tale
Final Rank	2
Fastest Section Time (Section)	0:07.61 (Overall)
Top Speed [km/h] (Section)	70.3 (1200m)
Race State	Finished



Mackay QLD Professional
 Race 7: LADBROKES MACKAY NEWMARKET - 1300m
 26 July 2024 - 16:14
 Track Rating: Good 4, Weather: Fine, Rail Position: True



Section	Overall	1200m	1000m	800m	600m	400m	200m
Section Times	1:15.44 [2] (0:07.61)	1:07.83 [5] (0:10.56)	0:57.27 [2] (0:11.02)	0:46.25 [2] (0:11.55)	0:34.70 [2] (0:11.44)	0:23.26 [2] (0:11.29)	0:11.97 [2] (0:11.97)
Average Speed [km/h]	47.6	68.6	65.1	62.0	62.1	63.4	60.2
Top Speed [km/h]	65.3	70.3	69.0	63.7	63.8	64.3	62.8
Avg. Dist. to Rail [m]	13.1	3.7	0.6	1.4	2.3	1.0	0.5
Avg. Stride Freq. [Hz]	2.3	2.5	2.3	2.3	2.3	2.4	2.3
Avg. Stride Length [m]	5.6	6.8	7.0	7.2	6.9	6.5	6.9



- [] Ranking at each section and finish
- .-.- No data available at this section
- NA No data available



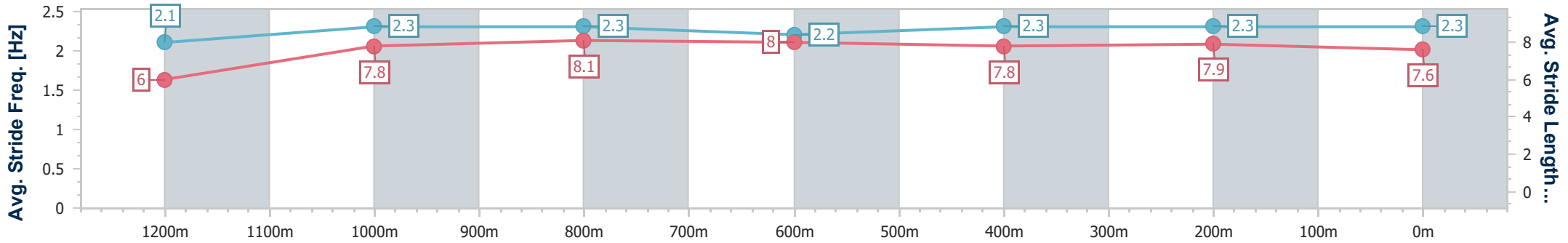
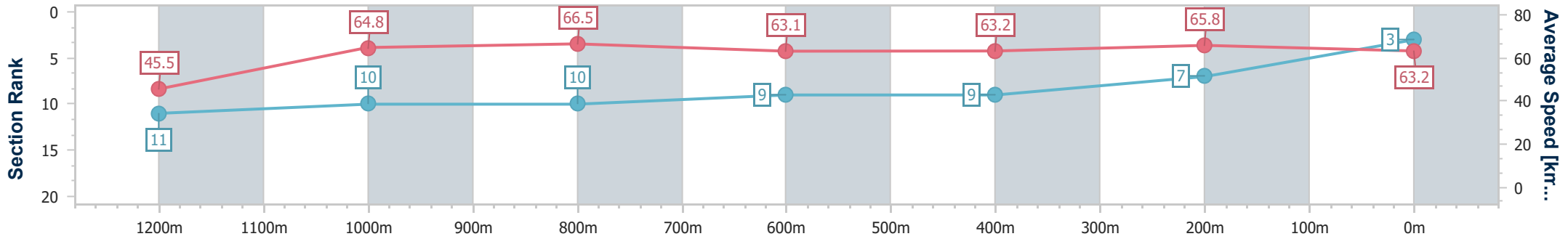
Horse/Jockey Name	Cashin' Chex
Final Rank	3
Fastest Section Time (Section)	0:07.90 (Overall)
Top Speed [km/h] (Section)	69.3 (1000m)
Race State	Finished



Mackay QLD Professional
 Race 7: LADBROKES MACKAY NEWMARKET - 1300m
 26 July 2024 - 16:14
 Track Rating: Good 4, Weather: Fine, Rail Position: True



Section	Overall	1200m	1000m	800m	600m	400m	200m
Section Times	1:15.45 [3] (0:07.90)	1:07.55 [11] (0:11.13)	0:56.42 [10] (0:10.95)	0:45.47 [10] (0:11.50)	0:33.97 [9] (0:11.52)	0:22.45 [9] (0:11.03)	0:11.42 [7] (0:11.42)
Average Speed [km/h]	45.5	64.8	66.5	63.1	63.2	65.8	63.2
Top Speed [km/h]	59.7	69.1	69.3	64.8	65.4	66.5	65.5
Avg. Dist. to Rail [m]	5.8	2.8	2.7	2.7	1.9	4.4	6.6
Avg. Stride Freq. [Hz]	2.1	2.3	2.3	2.2	2.3	2.3	2.3
Avg. Stride Length [m]	6.0	7.8	8.1	8.0	7.8	7.9	7.6



- [] Ranking at each section and finish
- .-.- No data available at this section
- NA No data available



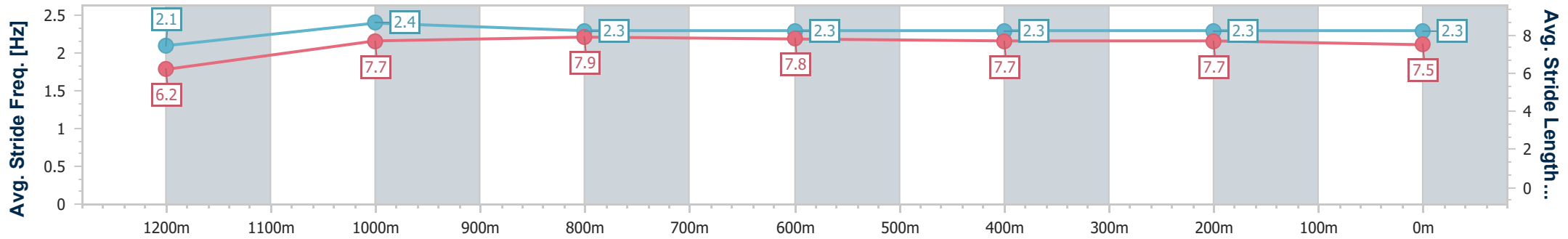
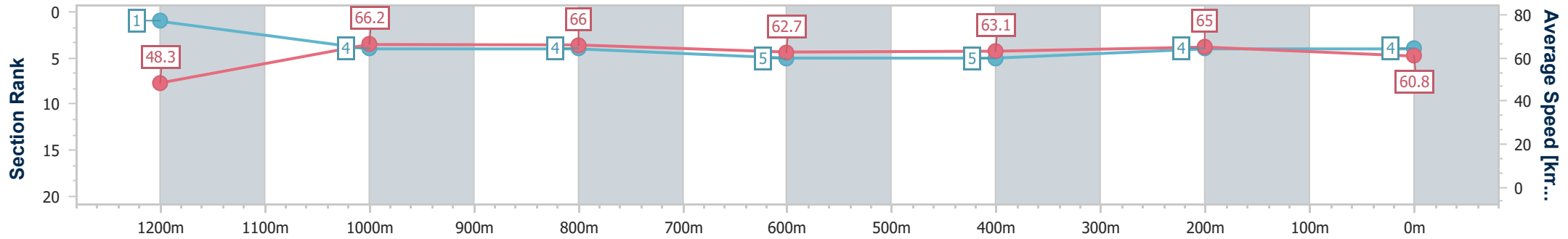
Horse/Jockey Name	Montenegro Man
Final Rank	4
Fastest Section Time (Section)	0:07.45 (Overall)
Top Speed [km/h] (Section)	69.2 (1200m)
Race State	Finished



Mackay QLD Professional
 Race 7: LADBROKES MACKAY NEWMARKET - 1300m
 26 July 2024 - 16:14
 Track Rating: Good 4, Weather: Fine, Rail Position: True



Section	Overall	1200m	1000m	800m	600m	400m	200m
Section Times	1:15.53 [4] (0:07.45)	1:08.08 [1] (0:10.92)	0:57.16 [4] (0:11.06)	0:46.10 [4] (0:11.58)	0:34.52 [5] (0:11.53)	0:22.99 [5] (0:11.14)	0:11.85 [4] (0:11.85)
Average Speed [km/h]	48.3	66.2	66.0	62.7	63.1	65.0	60.8
Top Speed [km/h]	62.9	69.2	69.1	64.5	65.0	66.5	63.3
Avg. Dist. to Rail [m]	9.0	3.6	4.1	3.1	1.5	2.4	2.8
Avg. Stride Freq. [Hz]	2.1	2.4	2.3	2.3	2.3	2.3	2.3
Avg. Stride Length [m]	6.2	7.7	7.9	7.8	7.7	7.7	7.5



- [] Ranking at each section and finish
- .-.- No data available at this section
- NA No data available



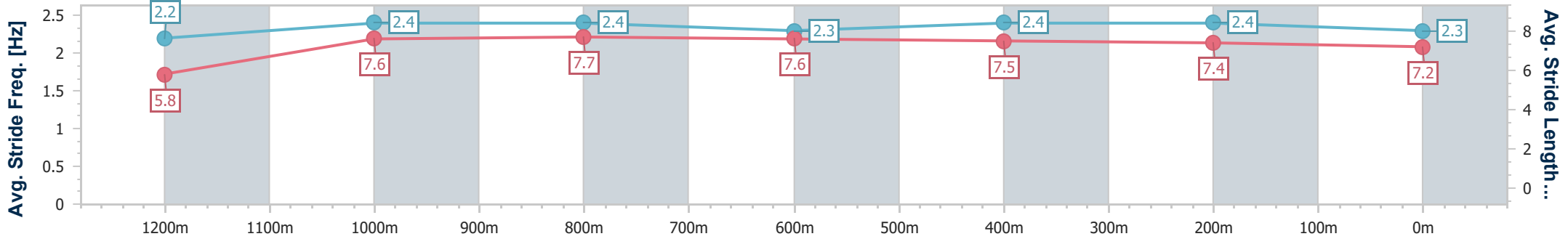
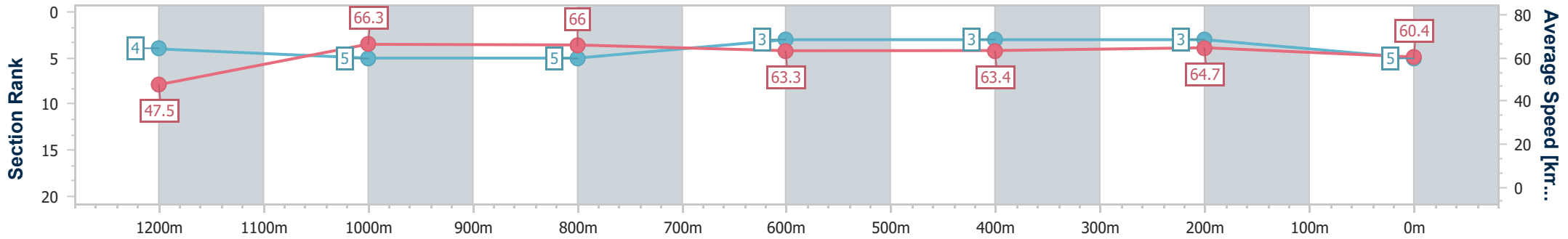
Horse/Jockey Name	Cochrane
Final Rank	5
Fastest Section Time (Section)	0:07.57 (Overall)
Top Speed [km/h] (Section)	69.6 (1200m)
Race State	Finished



Mackay QLD Professional
 Race 7: LADBROKES MACKAY NEWMARKET - 1300m
 26 July 2024 - 16:14
 Track Rating: Good 4, Weather: Fine, Rail Position: True



Section	Overall	1200m	1000m	800m	600m	400m	200m
Section Times	1:15.55 [5] (0:07.57)	1:07.98 [4] (0:10.96)	0:57.02 [5] (0:11.01)	0:46.01 [5] (0:11.42)	0:34.59 [3] (0:11.50)	0:23.09 [3] (0:11.13)	0:11.96 [3] (0:11.96)
Average Speed [km/h]	47.5	66.3	66.0	63.3	63.4	64.7	60.4
Top Speed [km/h]	63.0	69.6	69.5	65.3	64.2	65.4	64.6
Avg. Dist. to Rail [m]	9.7	4.1	3.0	2.1	1.3	2.3	4.2
Avg. Stride Freq. [Hz]	2.2	2.4	2.4	2.3	2.4	2.4	2.3
Avg. Stride Length [m]	5.8	7.6	7.7	7.6	7.5	7.4	7.2



- [] Ranking at each section and finish
- .-.- No data available at this section
- NA No data available



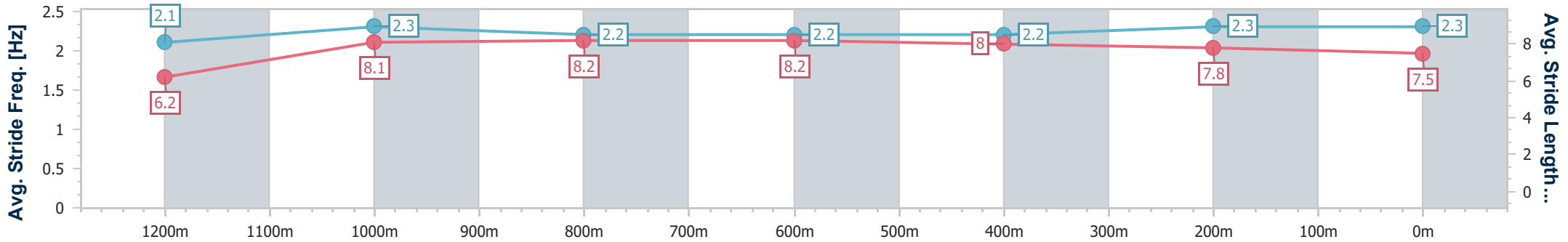
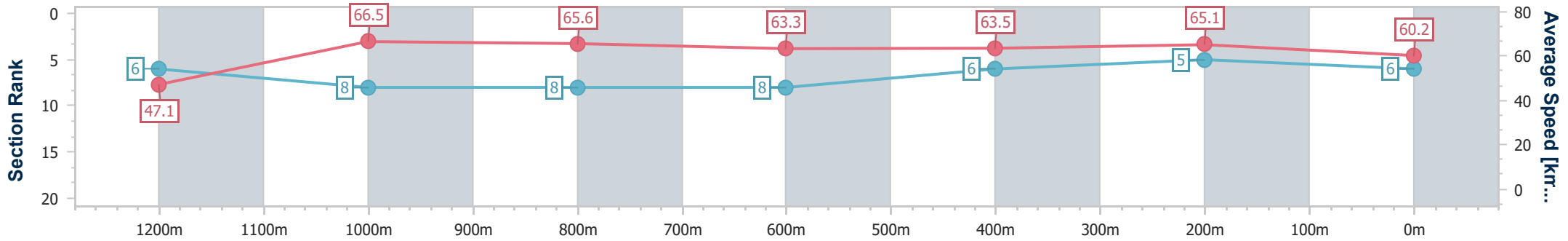
Horse/Jockey Name	Real Key
Final Rank	6
Fastest Section Time (Section)	0:07.68 (Overall)
Top Speed [km/h] (Section)	68.1 (1200m)
Race State	Finished



Mackay QLD Professional
 Race 7: LADBROKES MACKAY NEWMARKET - 1300m
 26 July 2024 - 16:14
 Track Rating: Good 4, Weather: Fine, Rail Position: True



Section	Overall	1200m	1000m	800m	600m	400m	200m
Section Times	1:15.69 [6] (0:07.68)	1:08.01 [6] (0:10.94)	0:57.07 [8] (0:11.10)	0:45.97 [8] (0:11.42)	0:34.55 [8] (0:11.46)	0:23.09 [6] (0:11.14)	0:11.95 [5] (0:11.95)
Average Speed [km/h]	47.1	66.5	65.6	63.3	63.5	65.1	60.2
Top Speed [km/h]	63.7	68.1	67.7	64.0	65.2	65.7	64.2
Avg. Dist. to Rail [m]	11.2	5.7	3.4	1.9	1.5	3.9	5.5
Avg. Stride Freq. [Hz]	2.1	2.3	2.2	2.2	2.2	2.3	2.3
Avg. Stride Length [m]	6.2	8.1	8.2	8.2	8.0	7.8	7.5



- [] Ranking at each section and finish
- .-.- No data available at this section
- NA No data available



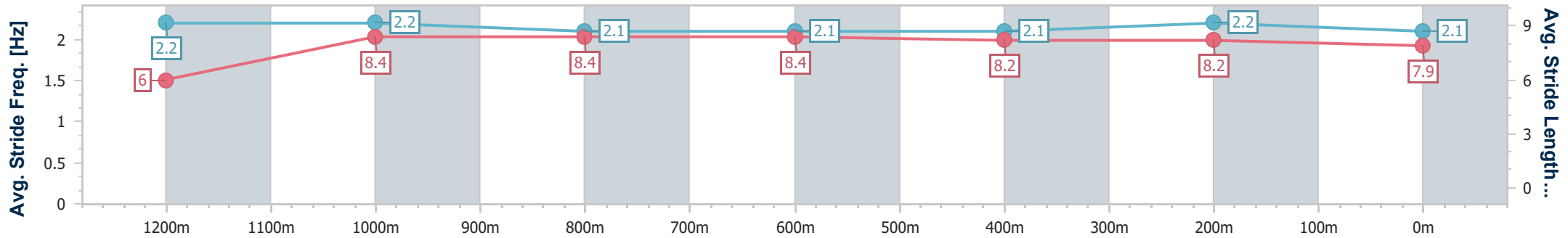
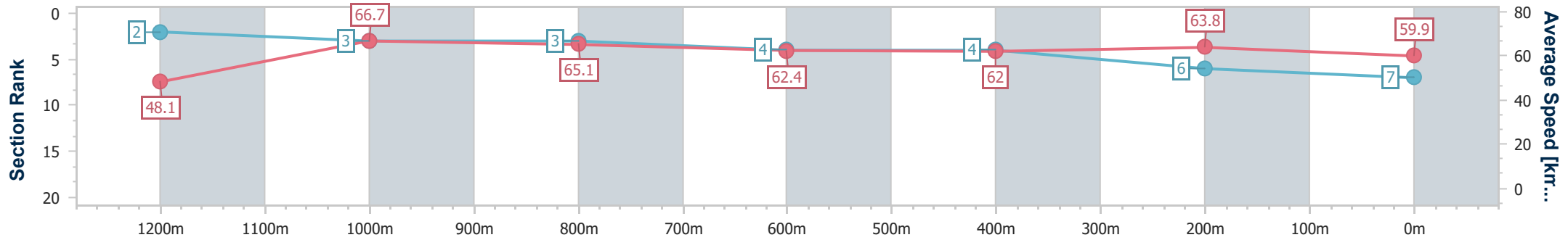
Horse/Jockey Name	Tiger Legend
Final Rank	7
Fastest Section Time (Section)	0:07.46 (Overall)
Top Speed [km/h] (Section)	67.8 (1200m)
Race State	Finished



Mackay QLD Professional
 Race 7: LADBROKES MACKAY NEWMARKET - 1300m
 26 July 2024 - 16:14
 Track Rating: Good 4, Weather: Fine, Rail Position: True



Section	Overall	1200m	1000m	800m	600m	400m	200m
Section Times	1:15.75 [7] (0:07.46)	1:08.29 [2] (0:10.85)	0:57.44 [3] (0:11.10)	0:46.34 [3] (0:11.56)	0:34.78 [4] (0:11.50)	0:23.28 [4] (0:11.27)	0:12.01 [6] (0:12.01)
Average Speed [km/h]	48.1	66.7	65.1	62.4	62.0	63.8	59.9
Top Speed [km/h]	63.7	67.8	67.3	64.3	63.5	64.8	63.5
Avg. Dist. to Rail [m]	6.1	1.7	1.8	0.9	1.2	1.2	1.1
Avg. Stride Freq. [Hz]	2.2	2.2	2.1	2.1	2.1	2.2	2.1
Avg. Stride Length [m]	6.0	8.4	8.4	8.4	8.2	8.2	7.9



- [] Ranking at each section and finish
- .-.- No data available at this section
- NA No data available



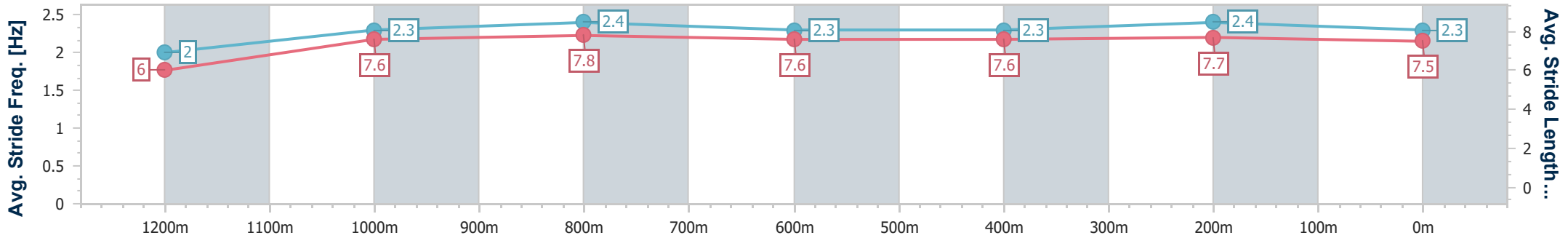
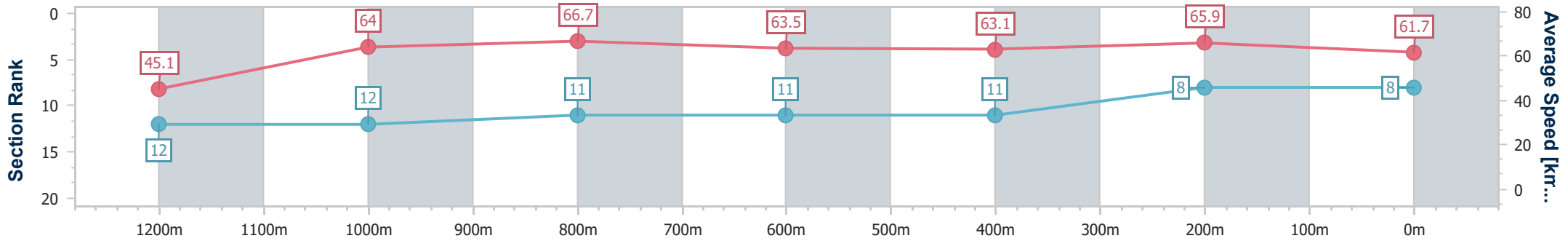
Horse/Jockey Name	Ruby July
Final Rank	8
Fastest Section Time (Section)	0:08.01 (Overall)
Top Speed [km/h] (Section)	68.2 (1200m)
Race State	Finished



Mackay QLD Professional
 Race 7: LADBROKES MACKAY NEWMARKET - 1300m
 26 July 2024 - 16:14
 Track Rating: Good 4, Weather: Fine, Rail Position: True



Section	Overall	1200m	1000m	800m	600m	400m	200m
Section Times	1:15.80 [8] (0:08.01)	1:07.79 [12] (0:11.31)	0:56.48 [12] (0:10.92)	0:45.56 [11] (0:11.43)	0:34.13 [11] (0:11.46)	0:22.67 [11] (0:10.99)	0:11.68 [8] (0:11.68)
Average Speed [km/h]	45.1	64.0	66.7	63.5	63.1	65.9	61.7
Top Speed [km/h]	58.6	68.2	68.2	65.0	64.5	67.1	66.0
Avg. Dist. to Rail [m]	11.0	3.3	3.9	3.0	0.6	3.7	4.2
Avg. Stride Freq. [Hz]	2.0	2.3	2.4	2.3	2.3	2.4	2.3
Avg. Stride Length [m]	6.0	7.6	7.8	7.6	7.6	7.7	7.5



- [] Ranking at each section and finish
- .-.- No data available at this section
- NA No data available



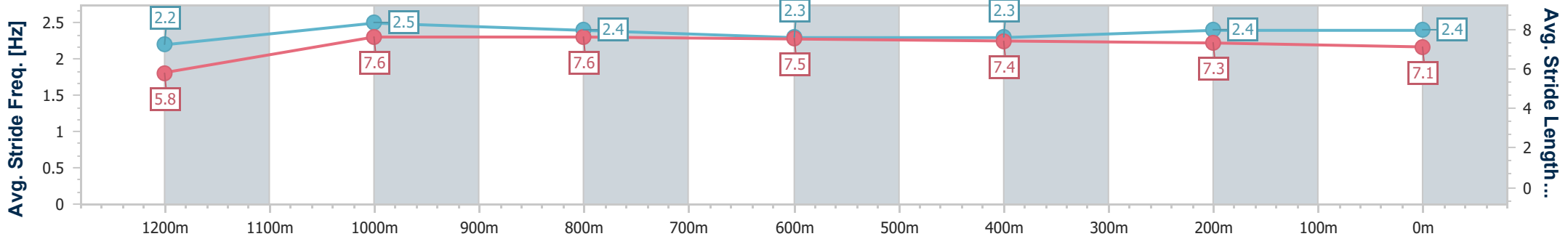
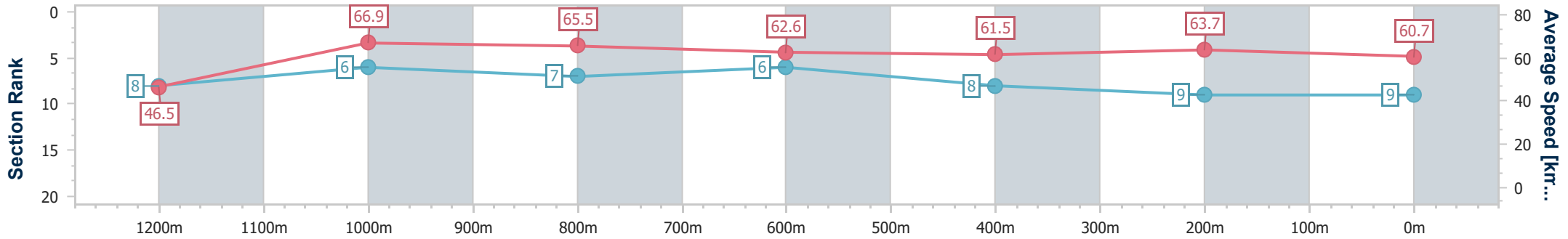
Horse/Jockey Name	Honkytonk Diva
Final Rank	9
Fastest Section Time (Section)	0:07.72 (Overall)
Top Speed [km/h] (Section)	69.5 (1200m)
Race State	Finished



Mackay QLD Professional
 Race 7: LADBROKES MACKAY NEWMARKET - 1300m
 26 July 2024 - 16:14
 Track Rating: Good 4, Weather: Fine, Rail Position: True



Section	Overall	1200m	1000m	800m	600m	400m	200m
Section Times	1:16.03 [9] (0:07.72)	1:08.31 [8] (0:10.84)	0:57.47 [6] (0:11.05)	0:46.42 [7] (0:11.51)	0:34.91 [6] (0:11.72)	0:23.19 [8] (0:11.31)	0:11.88 [9] (0:11.88)
Average Speed [km/h]	46.5	66.9	65.5	62.6	61.5	63.7	60.7
Top Speed [km/h]	63.9	69.5	68.6	64.2	63.9	65.9	66.1
Avg. Dist. to Rail [m]	8.9	3.1	1.6	1.5	0.6	1.8	2.4
Avg. Stride Freq. [Hz]	2.2	2.5	2.4	2.3	2.3	2.4	2.4
Avg. Stride Length [m]	5.8	7.6	7.6	7.5	7.4	7.3	7.1



- [] Ranking at each section and finish
- .-.- No data available at this section
- NA No data available



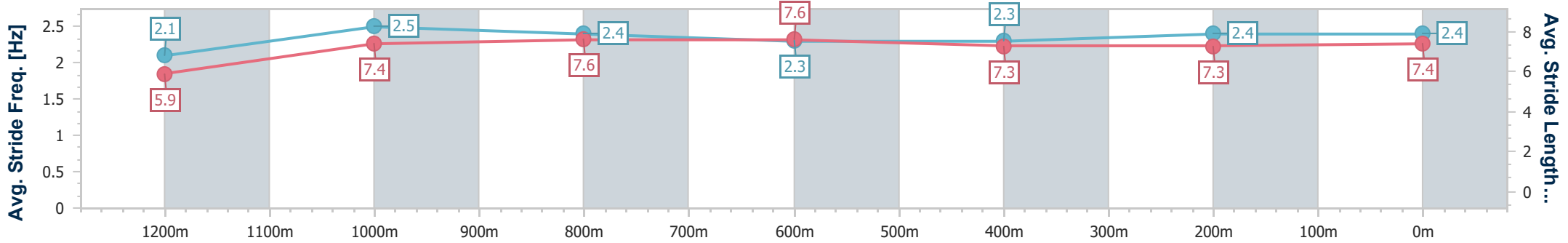
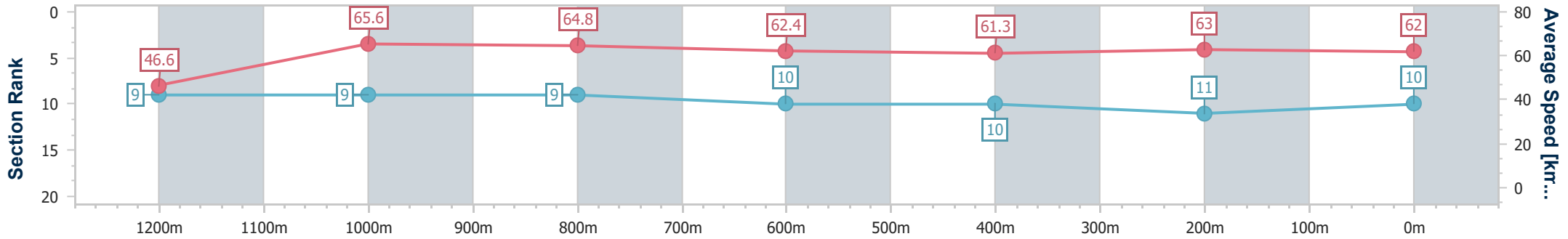
Horse/Jockey Name	Valley Of Dreams
Final Rank	10
Fastest Section Time (Section)	0:07.73 (Overall)
Top Speed [km/h] (Section)	68.8 (1200m)
Race State	Finished



Mackay QLD Professional
 Race 7: LADBROKES MACKAY NEWMARKET - 1300m
 26 July 2024 - 16:14
 Track Rating: Good 4, Weather: Fine, Rail Position: True



Section	Overall	1200m	1000m	800m	600m	400m	200m
Section Times	1:16.13 [10] (0:07.73)	1:08.40 [9] (0:11.07)	0:57.33 [9] (0:11.16)	0:46.17 [9] (0:11.59)	0:34.58 [10] (0:11.56)	0:23.02 [10] (0:11.39)	0:11.63 [11] (0:11.63)
Average Speed [km/h]	46.6	65.6	64.8	62.4	61.3	63.0	62.0
Top Speed [km/h]	62.7	68.8	67.3	63.7	62.9	63.9	63.3
Avg. Dist. to Rail [m]	8.8	3.4	2.3	1.5	1.9	1.0	2.8
Avg. Stride Freq. [Hz]	2.1	2.5	2.4	2.3	2.3	2.4	2.4
Avg. Stride Length [m]	5.9	7.4	7.6	7.6	7.3	7.3	7.4



- [] Ranking at each section and finish
- .-.- No data available at this section
- NA No data available



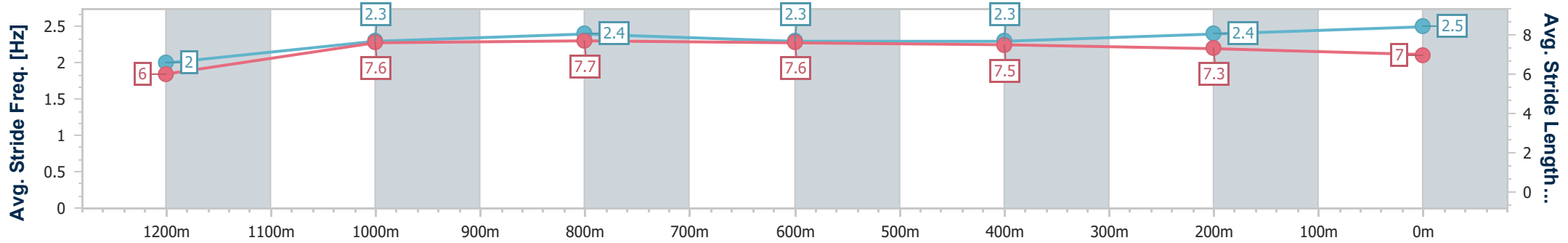
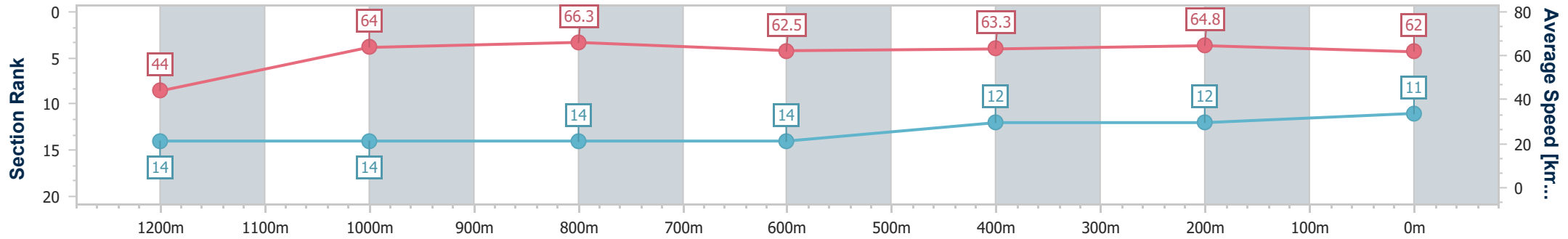
Horse/Jockey Name	Fanaar
Final Rank	11
Fastest Section Time (Section)	0:08.23 (Overall)
Top Speed [km/h] (Section)	68.5 (1000m)
Race State	Finished



Mackay QLD Professional
 Race 7: LADBROKES MACKAY NEWMARKET - 1300m
 26 July 2024 - 16:14
 Track Rating: Good 4, Weather: Fine, Rail Position: True



Section	Overall	1200m	1000m	800m	600m	400m	200m
Section Times	1:16.14 [11] (0:08.23)	1:07.91 [14] (0:11.28)	0:56.63 [14] (0:10.86)	0:45.77 [14] (0:11.54)	0:34.23 [14] (0:11.44)	0:22.79 [12] (0:11.16)	0:11.63 [12] (0:11.63)
Average Speed [km/h]	44.0	64.0	66.3	62.5	63.3	64.8	62.0
Top Speed [km/h]	59.2	67.1	68.5	64.1	64.9	65.7	65.1
Avg. Dist. to Rail [m]	11.5	2.2	1.4	0.8	0.5	4.1	7.2
Avg. Stride Freq. [Hz]	2.0	2.3	2.4	2.3	2.3	2.4	2.5
Avg. Stride Length [m]	6.0	7.6	7.7	7.6	7.5	7.3	7.0



- [] Ranking at each section and finish
- .-.- No data available at this section
- NA No data available



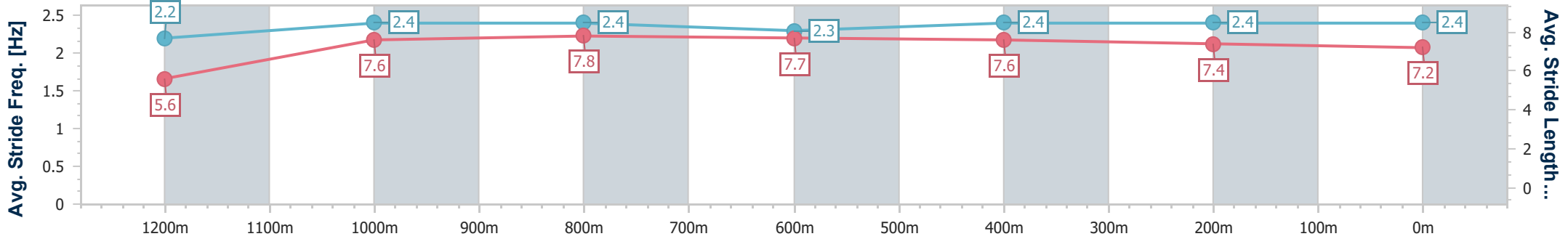
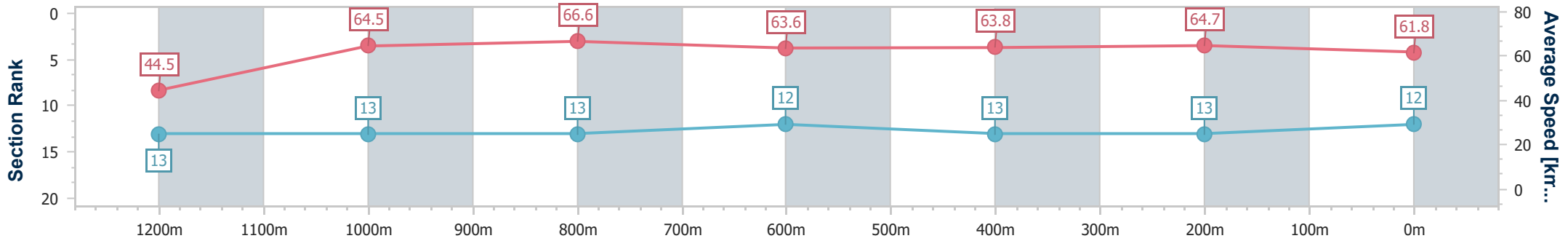
Horse/Jockey Name	Bold And Lucy
Final Rank	12
Fastest Section Time (Section)	0:08.14 (Overall)
Top Speed [km/h] (Section)	68.0 (1000m)
Race State	Finished



Mackay QLD Professional
 Race 7: LADBROKES MACKAY NEWMARKET - 1300m
 26 July 2024 - 16:14
 Track Rating: Good 4, Weather: Fine, Rail Position: True



Section	Overall	1200m	1000m	800m	600m	400m	200m
Section Times	1:16.24 [12] (0:08.14)	1:08.10 [13] (0:11.22)	0:56.88 [13] (0:10.98)	0:45.90 [13] (0:11.47)	0:34.43 [12] (0:11.57)	0:22.86 [13] (0:11.21)	0:11.65 [13] (0:11.65)
Average Speed [km/h]	44.5	64.5	66.6	63.6	63.8	64.7	61.8
Top Speed [km/h]	60.8	67.7	68.0	65.6	64.6	65.5	64.4
Avg. Dist. to Rail [m]	13.8	4.7	4.5	4.7	3.1	6.8	9.9
Avg. Stride Freq. [Hz]	2.2	2.4	2.4	2.3	2.4	2.4	2.4
Avg. Stride Length [m]	5.6	7.6	7.8	7.7	7.6	7.4	7.2



- [] Ranking at each section and finish
- .-.- No data available at this section
- NA No data available



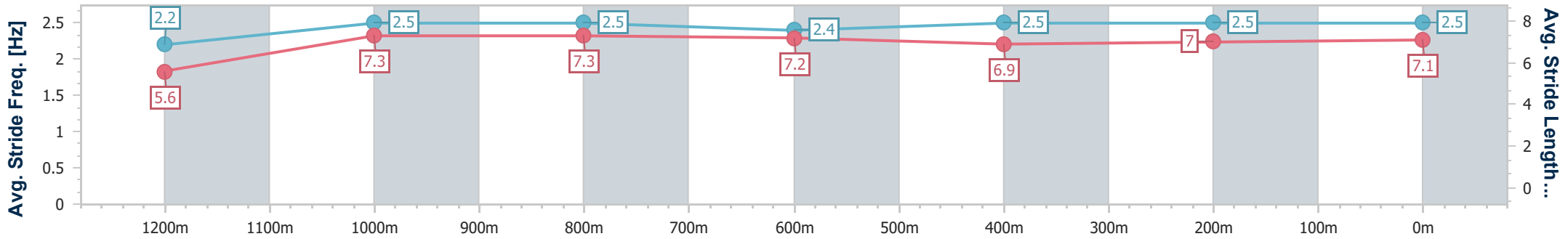
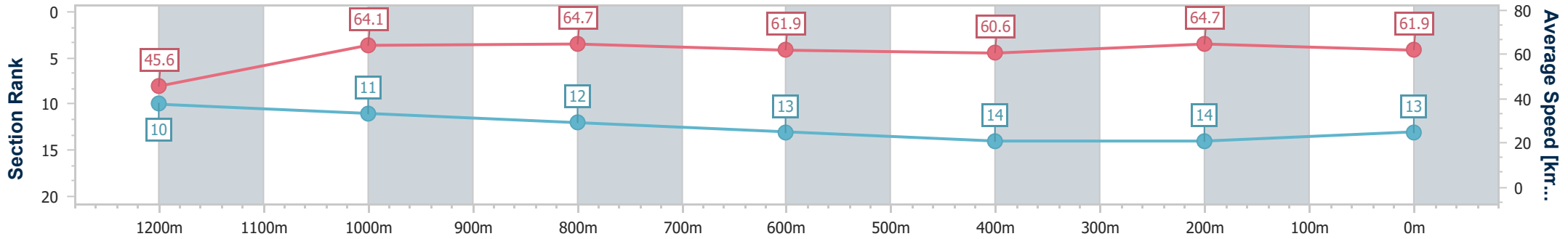
Horse/Jockey Name	Cabalo Escuro
Final Rank	13
Fastest Section Time (Section)	0:07.88 (Overall)
Top Speed [km/h] (Section)	67.8 (1000m)
Race State	Finished



Mackay QLD Professional
 Race 7: LADBROKES MACKAY NEWMARKET - 1300m
 26 July 2024 - 16:14
 Track Rating: Good 4, Weather: Fine, Rail Position: True



Section	Overall	1200m	1000m	800m	600m	400m	200m
Section Times	1:16.30 [13] (0:07.88)	1:08.42 [10] (0:11.28)	0:57.14 [11] (0:11.16)	0:45.98 [12] (0:11.58)	0:34.40 [13] (0:11.66)	0:22.74 [14] (0:11.10)	0:11.64 [14] (0:11.64)
Average Speed [km/h]	45.6	64.1	64.7	61.9	60.6	64.7	61.9
Top Speed [km/h]	59.5	67.7	67.8	63.1	62.7	66.6	65.0
Avg. Dist. to Rail [m]	3.6	0.8	1.4	0.7	2.2	1.5	4.5
Avg. Stride Freq. [Hz]	2.2	2.5	2.5	2.4	2.5	2.5	2.5
Avg. Stride Length [m]	5.6	7.3	7.3	7.2	6.9	7.0	7.1



- [] Ranking at each section and finish
- .-.- No data available at this section
- NA No data available



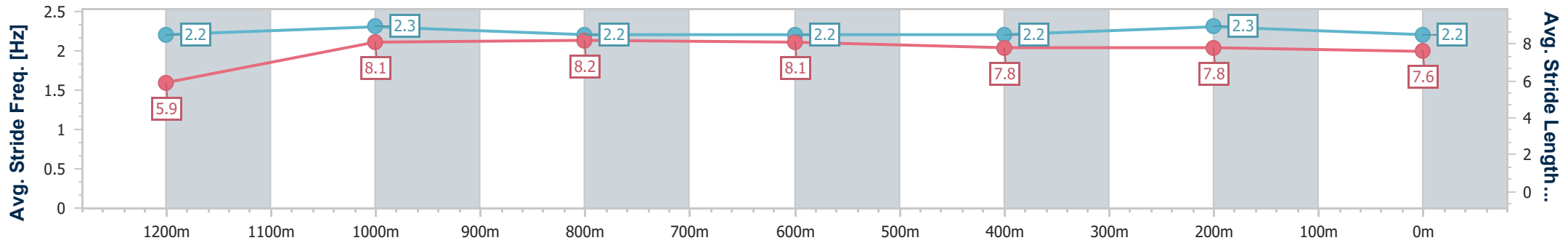
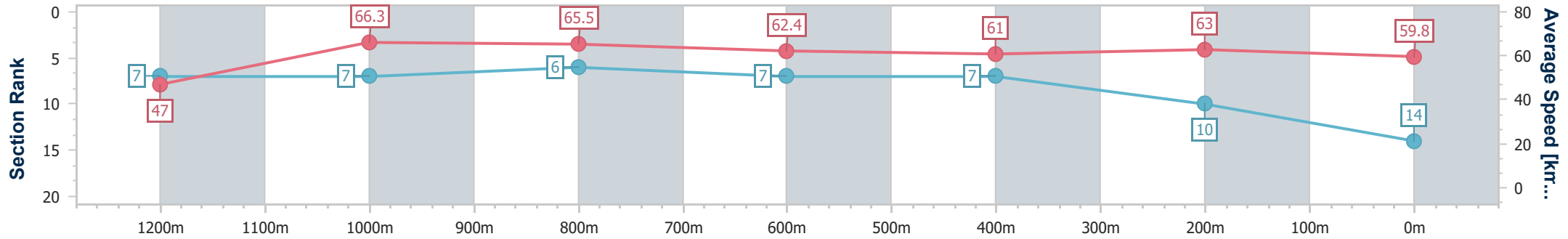
Horse/Jockey Name	Ocean Emperor
Final Rank	14
Fastest Section Time (Section)	0:07.68 (Overall)
Top Speed [km/h] (Section)	68.7 (1200m)
Race State	Finished



Mackay QLD Professional
 Race 7: LADBROKES MACKAY NEWMARKET - 1300m
 26 July 2024 - 16:14
 Track Rating: Good 4, Weather: Fine, Rail Position: True



Section	Overall	1200m	1000m	800m	600m	400m	200m
Section Times	1:16.34 [14] (0:07.68)	1:08.66 [7] (0:10.90)	0:57.76 [7] (0:11.02)	0:46.74 [6] (0:11.53)	0:35.21 [7] (0:11.70)	0:23.51 [7] (0:11.46)	0:12.05 [10] (0:12.05)
Average Speed [km/h]	47.0	66.3	65.5	62.4	61.0	63.0	59.8
Top Speed [km/h]	63.1	68.7	68.3	63.9	62.7	63.7	62.5
Avg. Dist. to Rail [m]	3.3	1.6	0.9	0.4	0.9	1.6	1.4
Avg. Stride Freq. [Hz]	2.2	2.3	2.2	2.2	2.2	2.3	2.2
Avg. Stride Length [m]	5.9	8.1	8.2	8.1	7.8	7.8	7.6



- [] Ranking at each section and finish
- .-.- No data available at this section
- NA No data available

Mackay QLD Professional

Race 8: M2E SERVICES BENCHMARK 65 Handicap - 1300m



MACKAY TURF CLUB
Ooralea Racecourse

26 July 2024 - 16:55

Track Rating: Good 4, Weather: Fine, Rail Position: True

Section		Field Times										Last 600m				
		Overall	1200m	1000m	800m	600m	400m						0:35.86			
		1:16.15 (0:07.54)	1:08.61 (0:10.69)	0:57.92 (0:10.76)	0:47.16 (0:11.30)	0:35.86 (0:11.59)	0:24.27 (0:11.76)									
Rank	TAB	Horse/Jockey	Barrier	Top Speed [km/h]	Fastest Section											Distance Travelled [m]
1	6	SAVVY SOVEREIGN Zac Sprie	10	69.0	0:07.80	1:16.15 [1] (0:07.80)	1:08.35 [6] (0:10.81)	0:57.54 [7] (0:10.93)	0:46.61 [7] (0:11.41)	0:35.20 [7] (0:11.51)	0:23.69 [7] (0:11.50)	0:35.20				
2	3	MAGIC IN ME Justin Stanley	4	67.9	0:07.68	1:16.39 [2] (0:07.68)	1:08.71 [5] (0:10.87)	0:57.84 [6] (0:10.94)	0:46.90 [6] (0:11.40)	0:35.50 [6] (0:11.46)	0:24.04 [5] (0:11.70)	0:35.50	-11			
3	2	UNDER THE LIMIT Gabrielle Semmens	7	69.2	0:07.63	1:16.46 [3] (0:07.63)	1:08.83 [4] (0:10.64)	0:58.19 [2] (0:10.85)	0:47.34 [2] (0:11.35)	0:35.99 [2] (0:11.54)	0:24.45 [2] (0:11.73)	0:35.99	-3			
4	4	CHICKERARTIE Corey Sutherland	13	69.6	0:07.85	1:16.48 [4] (0:07.85)	1:08.63 [7] (0:10.69)	0:57.94 [5] (0:10.80)	0:47.14 [4] (0:11.36)	0:35.78 [4] (0:11.61)	0:24.17 [4] (0:11.52)	0:35.78	+2			
5	19	BRAZEN BRECCIA Georgina Cartwright	8	68.2	0:07.62	1:16.49 [5] (0:07.62)	1:08.87 [3] (0:10.82)	0:58.05 [4] (0:10.91)	0:47.14 [5] (0:11.37)	0:35.77 [5] (0:11.51)	0:24.26 [3] (0:11.59)	0:35.77	-4			
6	5	SERGEANT HULKA Leah Martyn	14	68.5	0:08.04	1:16.57 [6] (0:08.04)	1:08.53 [11] (0:10.96)	0:57.57 [10] (0:10.75)	0:46.82 [9] (0:11.21)	0:35.61 [8] (0:11.59)	0:24.02 [8] (0:11.61)	0:35.61	+0			
7	15	FLYING SHAMUS Alisha Donald	12	69.4	0:07.54	1:16.59 [7] (0:07.54)	1:09.05 [1] (0:10.69)	0:58.36 [1] (0:10.76)	0:47.60 [1] (0:11.30)	0:36.30 [1] (0:11.59)	0:24.71 [1] (0:11.76)	0:36.30	-7			
8	18	MICROWAVE JENNY Jackson Murphy	2	68.2	0:07.92	1:16.81 [8] (0:07.92)	1:08.89 [8] (0:10.99)	0:57.90 [8] (0:10.89)	0:47.01 [10] (0:11.35)	0:35.66 [9] (0:11.60)	0:24.06 [9] (0:11.70)	0:35.66	-3			
9	20	DAUNTING LADY Shania Willis	1	68.5	0:08.01	1:16.87 [9] (0:08.01)	1:08.86 [10] (0:10.95)	0:57.91 [9] (0:10.77)	0:47.14 [8] (0:11.47)	0:35.67 [10] (0:11.62)	0:24.05 [11] (0:11.65)	0:35.67	-7			
10	16	KAHAYLAAN Chelsea Jokic	5	70.1	0:07.58	1:16.91 [10] (0:07.58)	1:09.33 [2] (0:10.71)	0:58.62 [3] (0:10.89)	0:47.73 [3] (0:11.42)	0:36.31 [3] (0:11.76)	0:24.55 [6] (0:11.89)	0:36.31	-7			

Scratched: Ventura Ocean (#1), Golden Athena (#10), Bromes (#12), Deciduous (#17), Bayerische (#7), In Bel's Shadow (#9)

Track Rating: Good 4, Weather: Fine, Rail Position: True

Section		Overall	1200m	1000m	800m	600m	400m	Last 600m				
Field Times		1:16.15 (0:07.54)	1:08.61 (0:10.69)	0:57.92 (0:10.76)	0:47.16 (0:11.30)	0:35.86 (0:11.59)	0:24.27 (0:11.76)	0:35.86				
Rank	TAB Horse/Jockey	Barrier	Top Speed [km/h]	Fastest Section	Distance Travelled [m]							
11	14 DEELOSH Warwick Satherley	17	67.6 1000m	0:07.94 Overall	1:16.98 [11] (0:07.94)	1:09.04 [9] (0:11.34)	0:57.70 [12] (0:10.84)	0:46.86 [12] (0:11.11)	0:35.75 [11] (0:11.54)	0:24.21 [10] (0:11.72)	0:35.75	+0
12	11 BARNEY RABBLE Justin Huxtable	19	67.4 1000m	0:08.20 Overall	1:17.13 [12] (0:08.20)	1:08.93 [12] (0:11.49)	0:57.44 [14] (0:10.83)	0:46.61 [14] (0:11.14)	0:35.47 [14] (0:11.43)	0:24.04 [13] (0:11.62)	0:35.47	-12
13	13 EMMA'S JET Melea Castle	11	67.3 1000m	0:08.27 Overall	1:17.19 [13] (0:08.27)	1:08.92 [13] (0:11.09)	0:57.83 [13] (0:10.89)	0:46.94 [13] (0:11.29)	0:35.65 [13] (0:11.71)	0:23.94 [14] (0:11.48)	0:35.65	-9
14	8 REALEZA Scott Sheargold	16	68.3 1200m	0:08.39 Overall	1:18.40 [14] (0:08.39)	1:10.01 [14] (0:10.80)	0:59.21 [11] (0:10.87)	0:48.34 [11] (0:11.33)	0:37.01 [12] (0:11.65)	0:25.36 [12] (0:11.95)	0:37.01	-6

Scratched: Ventura Ocean (#1), Golden Athena (#10), Bromes (#12), Deciduous (#17), Bayerische (#7), In Bel's Shadow (#9)



Mackay QLD Professional

Race 8: M2E SERVICES BENCHMARK 65 Handicap - 1300m



MACKAY TURF CLUB
Ooralea Racecourse

26 July 2024 - 16:55

Track Rating: Good 4, Weather: Fine, Rail Position: True

Section							200m			Last 600m
Field Times							0:12.51			0:35.86
Rank	TAB	Horse/Jockey	Barrier	Top Speed [km/h]	Fastest Section	Margin				Distance Travelled [m]
1	6	SAVVY SOVEREIGN Zac Sprie	10	69.0 1200m	0:07.80 Overall	0:12.19 [5] (0:12.19)	1:16.15		0:35.20	
2	3	MAGIC IN ME Justin Stanley	4	67.9 1000m	0:07.68 Overall	0:12.34 [6] (0:12.34)	1.41L		0:35.50	-11
3	2	UNDER THE LIMIT Gabrielle Semmens	7	69.2 1200m	0:07.63 Overall	0:12.72 [2] (0:12.72)	1.85L		0:35.99	-3
4	4	CHICKERARTIE Corey Sutherland	13	69.6 1200m	0:07.85 Overall	0:12.65 [4] (0:12.65)	1.94L		0:35.78	+2
5	19	BRAZEN BRECCIA Georgina Cartwright	8	68.2 1200m	0:07.62 Overall	0:12.67 [3] (0:12.67)	2.01L		0:35.77	-4
6	5	SERGEANT HULKA Leah Martyn	14	68.5 1000m	0:08.04 Overall	0:12.41 [7] (0:12.41)	2.48L		0:35.61	+0
7	15	FLYING SHAMUS Alisha Donald	12	69.4 1000m	0:07.54 Overall	0:12.95 [1] (0:12.95)	2.57L		0:36.30	-7
8	18	MICROWAVE JENNY Jackson Murphy	2	68.2 1200m	0:07.92 Overall	0:12.36 [9] (0:12.36)	3.9L		0:35.66	-3
9	20	DAUNTING LADY Shania Willis	1	68.5 1000m	0:08.01 Overall	0:12.40 [10] (0:12.40)	4.21L		0:35.67	-7
10	16	KAHAYLAAN Chelsea Jokic	5	70.1 1200m	0:07.58 Overall	0:12.66 [8] (0:12.66)	4.49L		0:36.31	-7

Scratched: Ventura Ocean (#1), Golden Athena (#10), Bromes (#12), Deciduous (#17), Bayerische (#7), In Bel's Shadow (#9)

Report Created: Fri 26 July 2024 17:23 GMT+10 (Note: Timing is based on position data)

Page 3/18

[] Ranking at each section and finish
 -:-:- No data available at this section
 NA No data available
 SCN Saddle cloth number
 DNF Did not finish
 DNT Did not track

data processed by TRIPLESDATA



Mackay QLD Professional
Race 8: M2E SERVICES BENCHMARK 65 Handicap - 1300m
26 July 2024 - 16:55



MACKAY TURF CLUB
 Ooralea Racecourse

Track Rating: Good 4, Weather: Fine, Rail Position: True

Section				200m				Last 600m	
Field Times				0:12.51 (0:12.51)				0:35.86	
Rank	TAB	Horse/Jockey	Barrier	Top Speed [km/h]	Fastest Section	Margin			Distance Travelled [m]
11	14	DEELOSH Warwick Satherley	17	67.6 1000m	0:07.94 Overall	0:12.49 [11] (0:12.49)	4.9L		0:35.75 +0
12	11	BARNEY RABBLE Justin Huxtable	19	67.4 1000m	0:08.20 Overall	0:12.42 [12] (0:12.42)	5.79L		0:35.47 -12
13	13	EMMA'S JET Melea Castle	11	67.3 1000m	0:08.27 Overall	0:12.46 [13] (0:12.46)	6.1L		0:35.65 -9
14	8	REALEZA Scott Sheargold	16	68.3 1200m	0:08.39 Overall	0:13.41 [14] (0:13.41)	13.23L		0:37.01 -6

Scratched: Ventura Ocean (#1), Golden Athena (#10), Bromes (#12), Deciduous (#17), Bayerische (#7), In Bel's Shadow (#9)



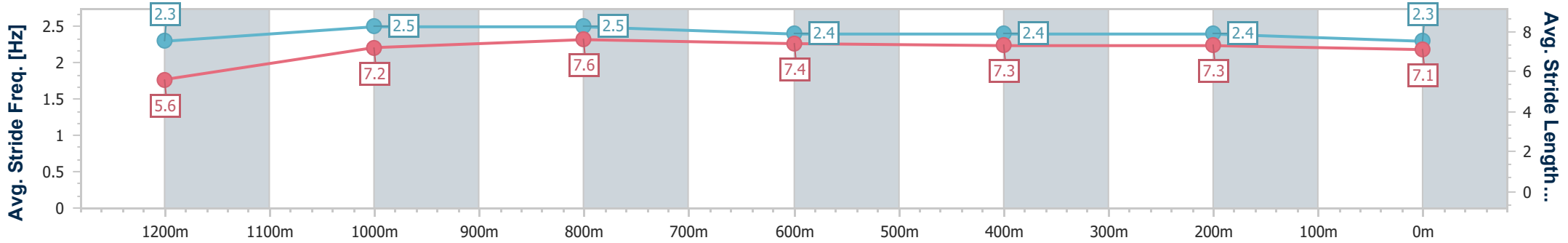
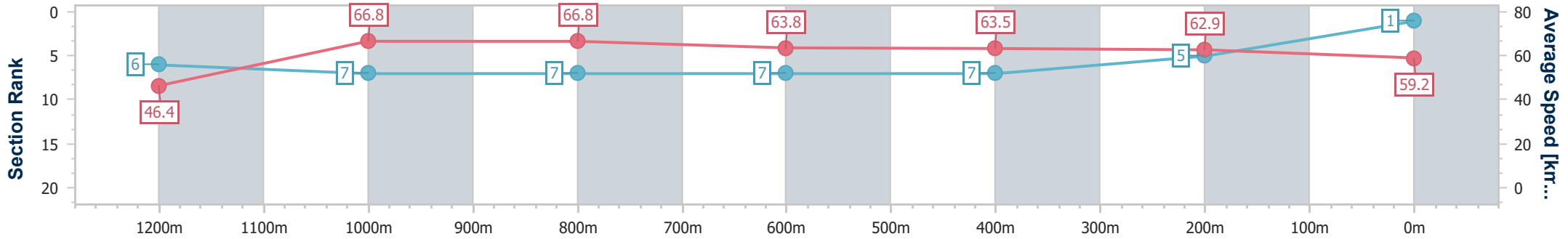
Horse/Jockey Name	Savvy Sovereign
Final Rank	1
Fastest Section Time (Section)	0:07.80 (Overall)
Top Speed [km/h] (Section)	69.0 (1200m)
Race State	Finished



Mackay QLD Professional
 Race 8: M2E SERVICES BENCHMARK 65 Handicap - 1300m
 26 July 2024 - 16:55
 Track Rating: Good 4, Weather: Fine, Rail Position: True



Section	Overall	1200m	1000m	800m	600m	400m	200m
Section Times	1:16.15 [1] (0:07.80)	1:08.35 [6] (0:10.81)	0:57.54 [7] (0:10.93)	0:46.61 [7] (0:11.41)	0:35.20 [7] (0:11.51)	0:23.69 [7] (0:11.50)	0:12.19 [5]
Average Speed [km/h]	46.4	66.8	66.8	63.8	63.5	62.9	59.2
Top Speed [km/h]	64.4	69.0	67.5	66.5	64.3	63.7	62.9
Avg. Dist. to Rail [m]	9.7	4.4	3.6	4.4	2.0	4.1	7.7
Avg. Stride Freq. [Hz]	2.3	2.5	2.5	2.4	2.4	2.4	2.3
Avg. Stride Length [m]	5.6	7.2	7.6	7.4	7.3	7.3	7.1



- [] Ranking at each section and finish
- .-.- No data available at this section
- NA No data available



Horse/Jockey Name	Magic In Me
Final Rank	2
Fastest Section Time (Section)	0:07.68 (Overall)
Top Speed [km/h] (Section)	67.9 (1000m)
Race State	Finished



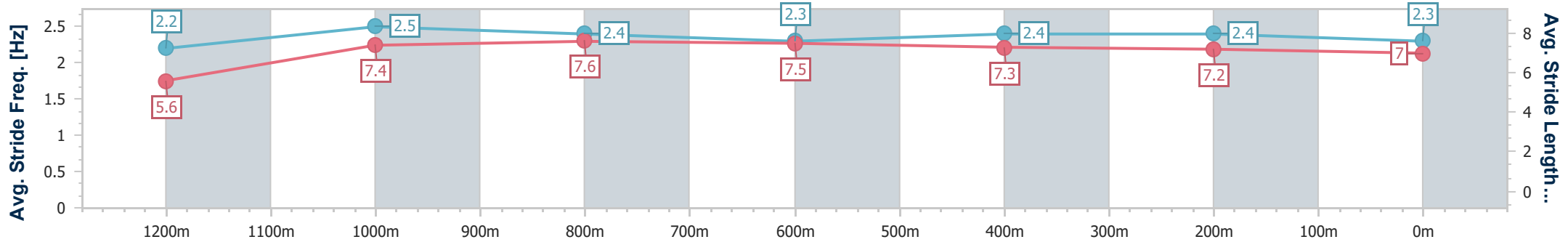
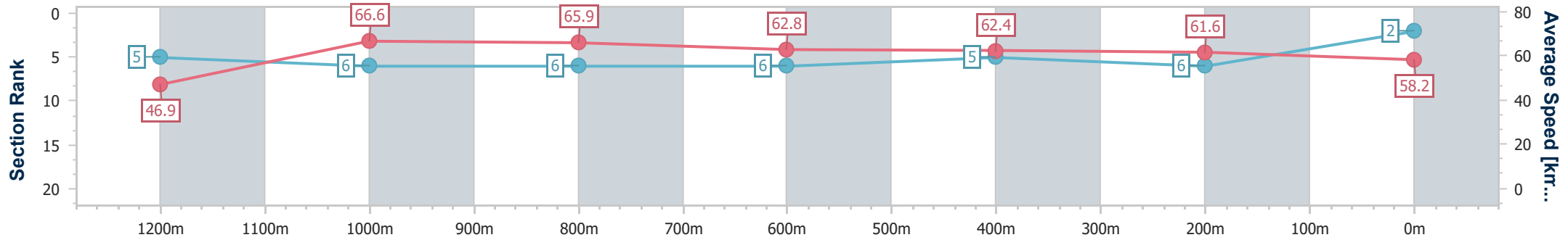
Mackay QLD Professional
Race 8: M2E SERVICES BENCHMARK 65 Handicap - 1300m



26 July 2024 - 16:55

Track Rating: Good 4, Weather: Fine, Rail Position: True

Section	Overall	1200m	1000m	800m	600m	400m	200m
Section Times	1:16.39 [2] (0:07.68)	1:08.71 [5] (0:10.87)	0:57.84 [6] (0:10.94)	0:46.90 [6] (0:11.40)	0:35.50 [6] (0:11.46)	0:24.04 [5] (0:11.70)	0:12.34 [6] (0:12.34)
Average Speed [km/h]	46.9	66.6	65.9	62.8	62.4	61.6	58.2
Top Speed [km/h]	62.7	67.7	67.9	64.6	63.0	62.4	61.0
Avg. Dist. to Rail [m]	6.2	2.4	0.7	0.7	1.2	2.1	2.2
Avg. Stride Freq. [Hz]	2.2	2.5	2.4	2.3	2.4	2.4	2.3
Avg. Stride Length [m]	5.6	7.4	7.6	7.5	7.3	7.2	7.0



- [] Ranking at each section and finish
- .-.- No data available at this section
- NA No data available



Horse/Jockey Name	Under The Limit
Final Rank	3
Fastest Section Time (Section)	0:07.63 (Overall)
Top Speed [km/h] (Section)	69.2 (1200m)
Race State	Finished



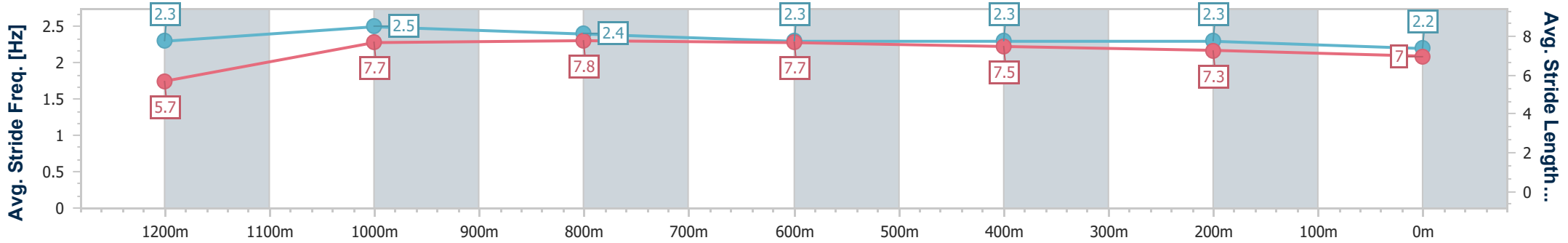
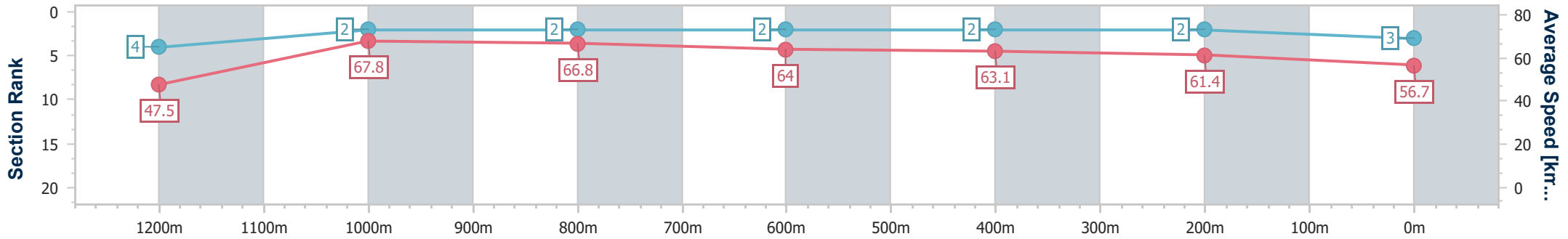
Mackay QLD Professional
Race 8: M2E SERVICES BENCHMARK 65 Handicap - 1300m



26 July 2024 - 16:55

Track Rating: Good 4, Weather: Fine, Rail Position: True

Section	Overall	1200m	1000m	800m	600m	400m	200m
Section Times	1:16.46 [3] (0:07.63)	1:08.83 [4] (0:10.64)	0:58.19 [2] (0:10.85)	0:47.34 [2] (0:11.35)	0:35.99 [2] (0:11.54)	0:24.45 [2] (0:11.73)	0:12.72 [2] (0:12.72)
Average Speed [km/h]	47.5	67.8	66.8	64.0	63.1	61.4	56.7
Top Speed [km/h]	66.0	69.2	68.1	66.6	63.7	63.1	60.1
Avg. Dist. to Rail [m]	8.1	3.4	2.1	2.8	1.2	2.3	3.4
Avg. Stride Freq. [Hz]	2.3	2.5	2.4	2.3	2.3	2.3	2.2
Avg. Stride Length [m]	5.7	7.7	7.8	7.7	7.5	7.3	7.0



- [] Ranking at each section and finish
- .-.- No data available at this section
- NA No data available



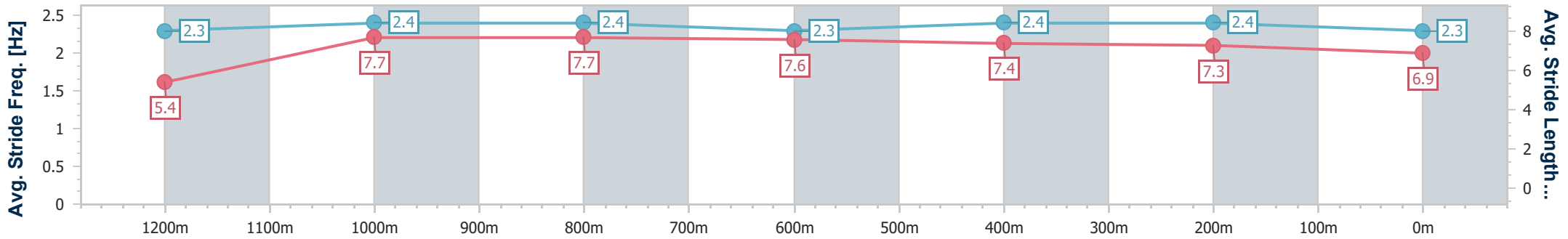
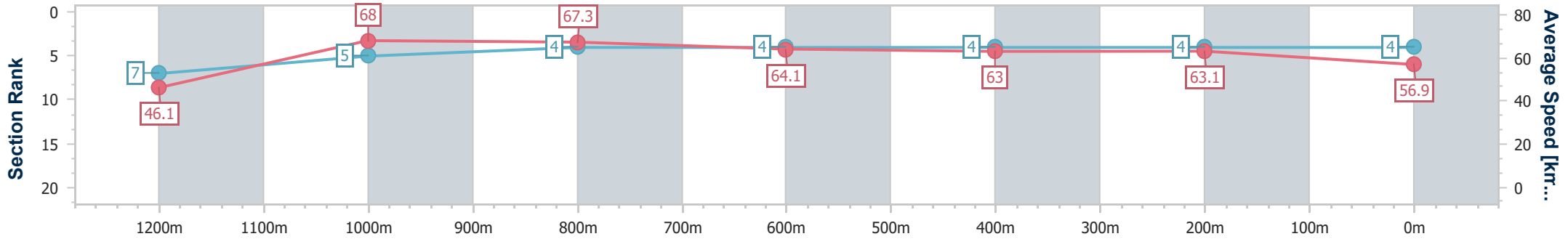
Horse/Jockey Name	Chickerartie
Final Rank	4
Fastest Section Time (Section)	0:07.85 (Overall)
Top Speed [km/h] (Section)	69.6 (1200m)
Race State	Finished



Mackay QLD Professional
 Race 8: M2E SERVICES BENCHMARK 65 Handicap - 1300m
 26 July 2024 - 16:55
 Track Rating: Good 4, Weather: Fine, Rail Position: True



Section	Overall	1200m	1000m	800m	600m	400m	200m
Section Times	1:16.48 [4] (0:07.85)	1:08.63 [7] (0:10.69)	0:57.94 [5] (0:10.80)	0:47.14 [4] (0:11.36)	0:35.78 [4] (0:11.61)	0:24.17 [4] (0:11.52)	0:12.65 [4] (0:12.65)
Average Speed [km/h]	46.1	68.0	67.3	64.1	63.0	63.1	56.9
Top Speed [km/h]	63.1	69.6	68.1	67.2	64.1	64.0	61.4
Avg. Dist. to Rail [m]	11.9	5.0	3.1	3.8	2.4	4.6	6.9
Avg. Stride Freq. [Hz]	2.3	2.4	2.4	2.3	2.4	2.4	2.3
Avg. Stride Length [m]	5.4	7.7	7.7	7.6	7.4	7.3	6.9



- [] Ranking at each section and finish
- .-.-.- No data available at this section
- NA No data available



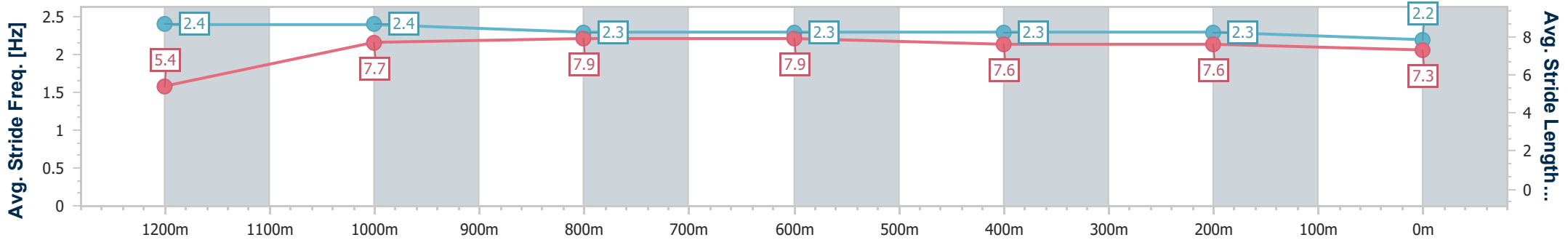
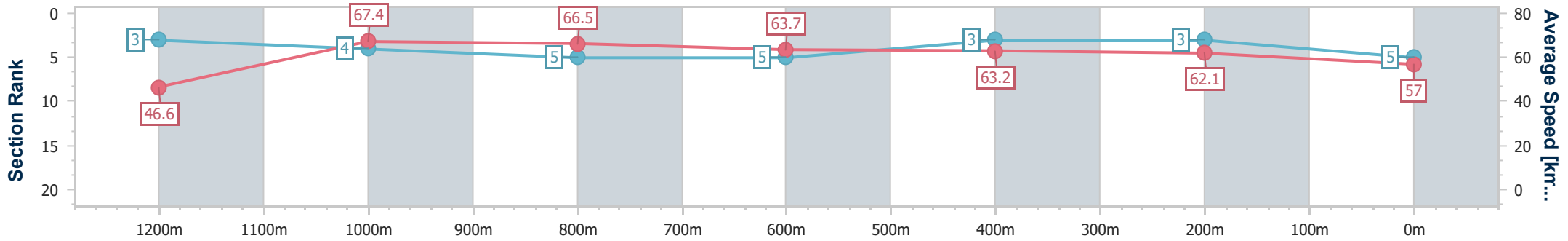
Horse/Jockey Name	Brazen Breccia
Final Rank	5
Fastest Section Time (Section)	0:07.62 (Overall)
Top Speed [km/h] (Section)	68.2 (1200m)
Race State	Finished



Mackay QLD Professional
 Race 8: M2E SERVICES BENCHMARK 65 Handicap - 1300m
 26 July 2024 - 16:55
 Track Rating: Good 4, Weather: Fine, Rail Position: True



Section	Overall	1200m	1000m	800m	600m	400m	200m
Section Times	1:16.49 [5] (0:07.62)	1:08.87 [3] (0:10.82)	0:58.05 [4] (0:10.91)	0:47.14 [5] (0:11.37)	0:35.77 [5] (0:11.51)	0:24.26 [3] (0:11.59)	0:12.67 [3] (0:12.67)
Average Speed [km/h]	46.6	67.4	66.5	63.7	63.2	62.1	57.0
Top Speed [km/h]	66.7	68.2	67.4	65.9	64.3	63.7	60.5
Avg. Dist. to Rail [m]	8.8	4.3	2.6	2.6	0.9	3.7	6.4
Avg. Stride Freq. [Hz]	2.4	2.4	2.3	2.3	2.3	2.3	2.2
Avg. Stride Length [m]	5.4	7.7	7.9	7.9	7.6	7.6	7.3



- [] Ranking at each section and finish
- .-.- No data available at this section
- NA No data available



Horse/Jockey Name	Sergeant Hulka
Final Rank	6
Fastest Section Time (Section)	0:08.04 (Overall)
Top Speed [km/h] (Section)	68.5 (1000m)
Race State	Finished



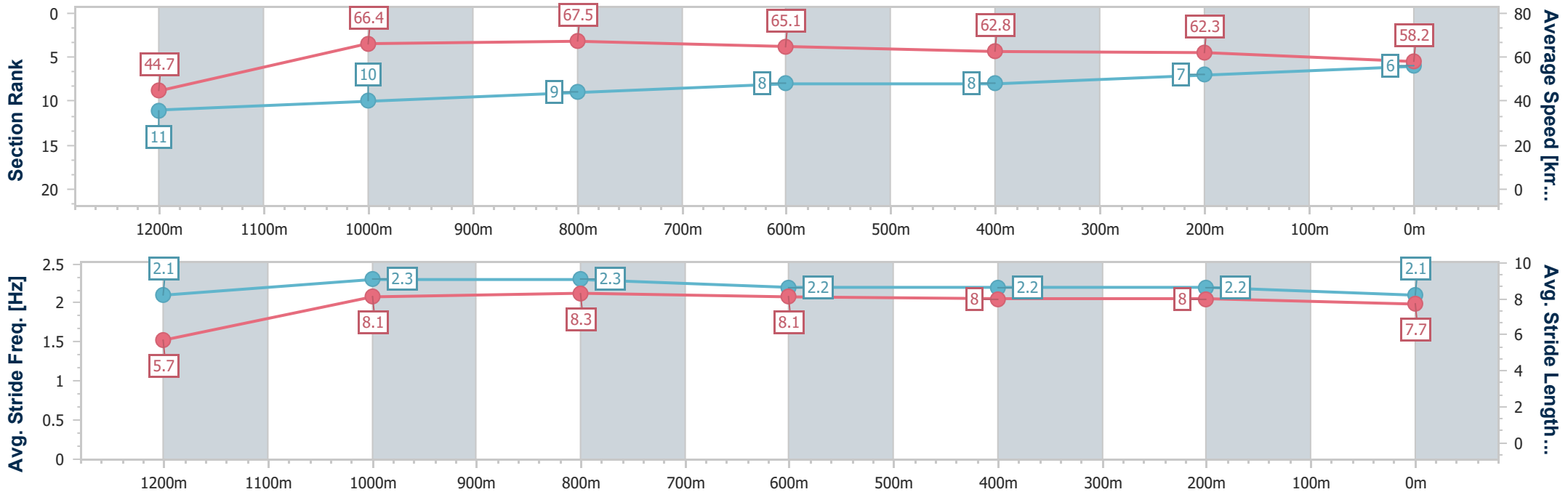
Mackay QLD Professional
Race 8: M2E SERVICES BENCHMARK 65 Handicap - 1300m



26 July 2024 - 16:55

Track Rating: Good 4, Weather: Fine, Rail Position: True

Section	Overall	1200m	1000m	800m	600m	400m	200m
Section Times	1:16.57 [6] (0:08.04)	1:08.53 [11] (0:10.96)	0:57.57 [10] (0:10.75)	0:46.82 [9] (0:11.21)	0:35.61 [8] (0:11.59)	0:24.02 [8] (0:11.61)	0:12.41 [7] (0:12.41)
Average Speed [km/h]	44.7	66.4	67.5	65.1	62.8	62.3	58.2
Top Speed [km/h]	62.1	68.4	68.5	66.8	63.4	63.0	60.8
Avg. Dist. to Rail [m]	12.1	4.4	3.4	3.9	1.7	4.6	8.3
Avg. Stride Freq. [Hz]	2.1	2.3	2.3	2.2	2.2	2.2	2.1
Avg. Stride Length [m]	5.7	8.1	8.3	8.1	8.0	8.0	7.7



- [] Ranking at each section and finish
- .-.- No data available at this section
- NA No data available



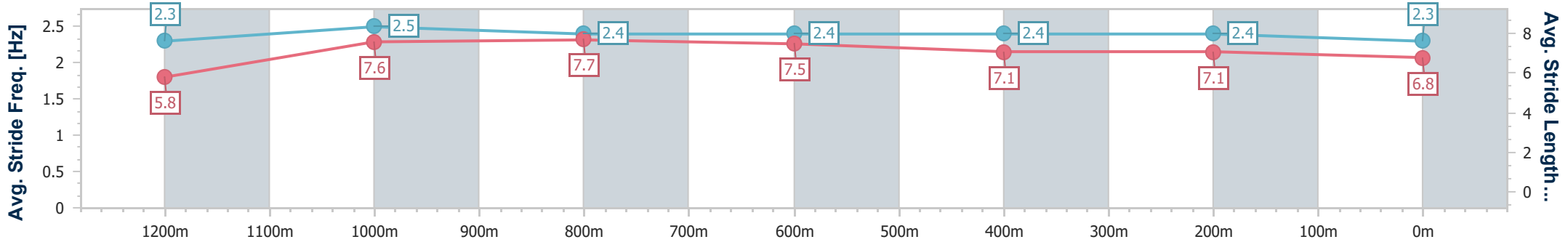
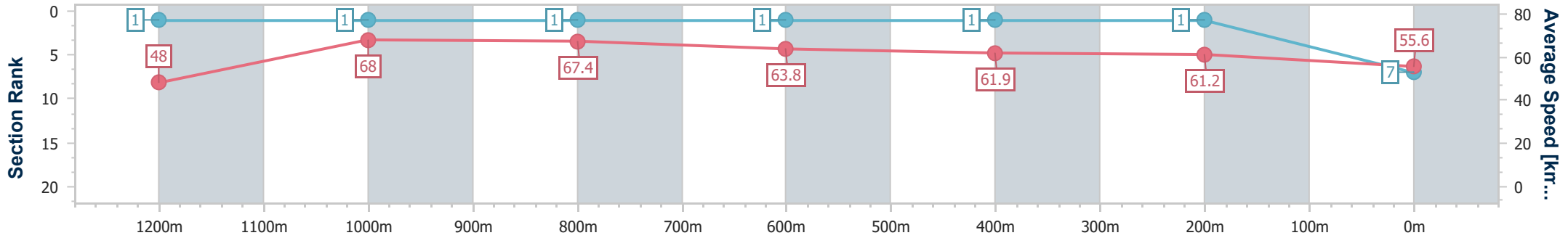
Horse/Jockey Name	Flying Shamus
Final Rank	7
Fastest Section Time (Section)	0:07.54 (Overall)
Top Speed [km/h] (Section)	69.4 (1000m)
Race State	Finished



Mackay QLD Professional
 Race 8: M2E SERVICES BENCHMARK 65 Handicap - 1300m
 26 July 2024 - 16:55
 Track Rating: Good 4, Weather: Fine, Rail Position: True



Section	Overall	1200m	1000m	800m	600m	400m	200m
Section Times	1:16.59 [7] (0:07.54)	1:09.05 [1] (0:10.69)	0:58.36 [1] (0:10.76)	0:47.60 [1] (0:11.30)	0:36.30 [1] (0:11.59)	0:24.71 [1] (0:11.76)	0:12.95 [1] (0:12.95)
Average Speed [km/h]	48.0	68.0	67.4	63.8	61.9	61.2	55.6
Top Speed [km/h]	65.1	69.0	69.4	65.3	62.8	62.8	59.6
Avg. Dist. to Rail [m]	11.0	5.1	3.2	0.9	0.7	1.4	1.6
Avg. Stride Freq. [Hz]	2.3	2.5	2.4	2.4	2.4	2.4	2.3
Avg. Stride Length [m]	5.8	7.6	7.7	7.5	7.1	7.1	6.8



- [] Ranking at each section and finish
- .-.- No data available at this section
- NA No data available



Horse/Jockey Name	Microwave Jenny
Final Rank	8
Fastest Section Time (Section)	0:07.92 (Overall)
Top Speed [km/h] (Section)	68.2 (1200m)
Race State	Finished



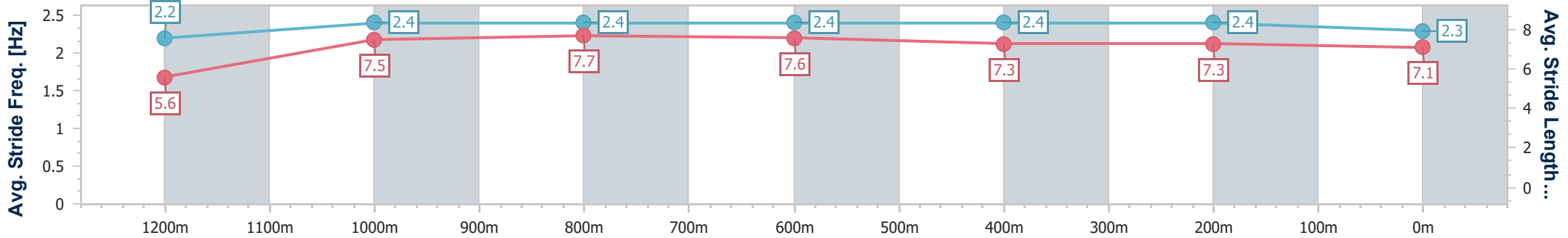
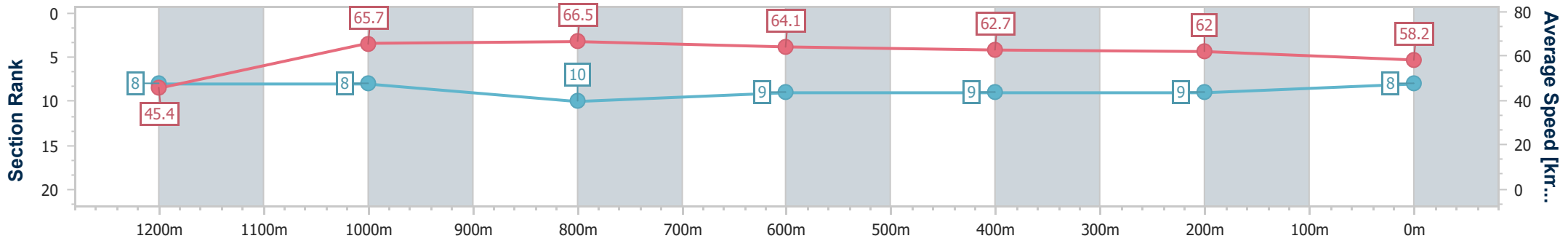
Mackay QLD Professional
Race 8: M2E SERVICES BENCHMARK 65 Handicap - 1300m



26 July 2024 - 16:55

Track Rating: Good 4, Weather: Fine, Rail Position: True

Section	Overall	1200m	1000m	800m	600m	400m	200m
Section Times	1:16.81 [8] (0:07.92)	1:08.89 [8] (0:10.99)	0:57.90 [8] (0:10.89)	0:47.01 [10] (0:11.35)	0:35.66 [9] (0:11.60)	0:24.06 [9] (0:11.70)	0:12.36 [9] (0:12.36)
Average Speed [km/h]	45.4	65.7	66.5	64.1	62.7	62.0	58.2
Top Speed [km/h]	60.6	68.2	67.4	65.1	64.0	62.7	62.4
Avg. Dist. to Rail [m]	4.6	2.7	2.0	2.3	1.7	3.5	5.2
Avg. Stride Freq. [Hz]	2.2	2.4	2.4	2.4	2.4	2.4	2.3
Avg. Stride Length [m]	5.6	7.5	7.7	7.6	7.3	7.3	7.1



- [] Ranking at each section and finish
- .-.- No data available at this section
- NA No data available



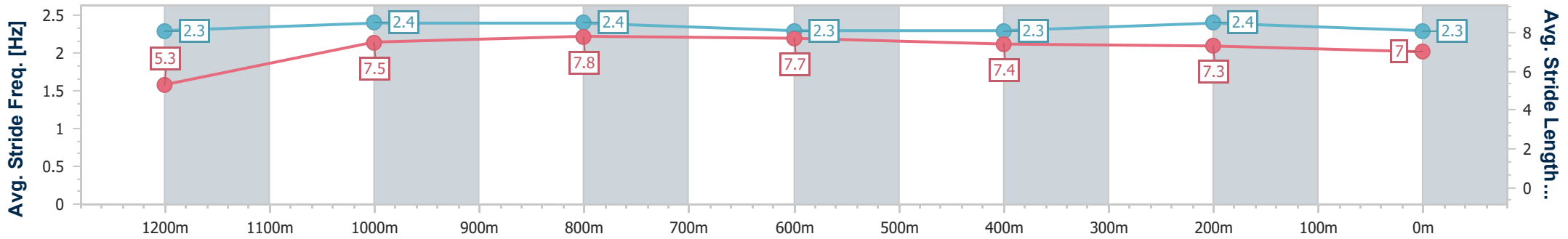
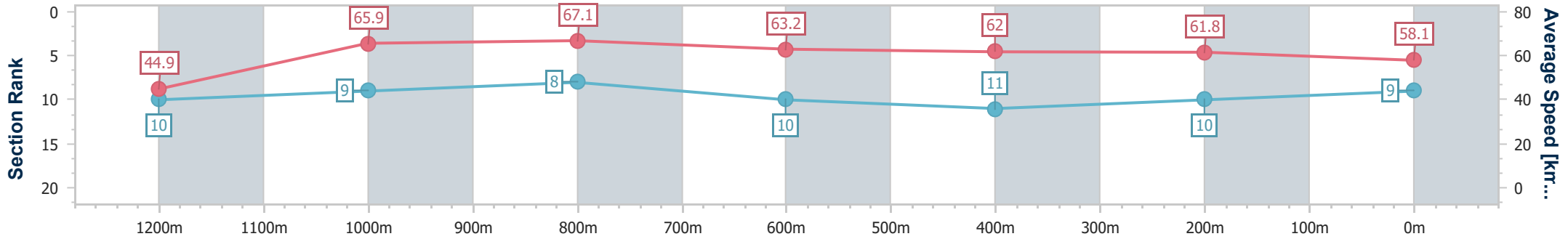
Horse/Jockey Name	Daunting Lady
Final Rank	9
Fastest Section Time (Section)	0:08.01 (Overall)
Top Speed [km/h] (Section)	68.5 (1000m)
Race State	Finished



Mackay QLD Professional
 Race 8: M2E SERVICES BENCHMARK 65 Handicap - 1300m
 26 July 2024 - 16:55
 Track Rating: Good 4, Weather: Fine, Rail Position: True



Section	Overall	1200m	1000m	800m	600m	400m	200m
Section Times	1:16.87 [9] (0:08.01)	1:08.86 [10] (0:10.95)	0:57.91 [9] (0:10.77)	0:47.14 [8] (0:11.47)	0:35.67 [10] (0:11.62)	0:24.05 [11] (0:11.65)	0:12.40 [10] (0:12.40)
Average Speed [km/h]	44.9	65.9	67.1	63.2	62.0	61.8	58.1
Top Speed [km/h]	61.5	68.5	68.5	65.9	63.6	63.4	60.7
Avg. Dist. to Rail [m]	2.7	1.2	0.8	2.1	0.3	1.6	3.2
Avg. Stride Freq. [Hz]	2.3	2.4	2.4	2.3	2.3	2.4	2.3
Avg. Stride Length [m]	5.3	7.5	7.8	7.7	7.4	7.3	7.0



- [] Ranking at each section and finish
- .-.- No data available at this section
- NA No data available



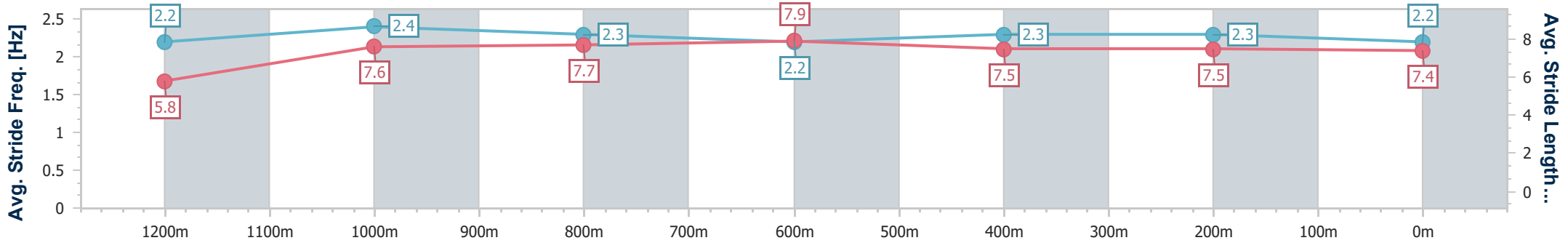
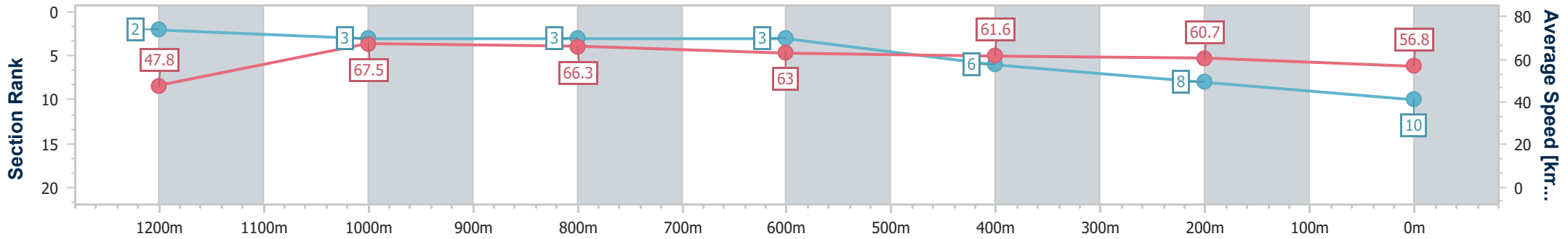
Horse/Jockey Name	Kahaylaan
Final Rank	10
Fastest Section Time (Section)	0:07.58 (Overall)
Top Speed [km/h] (Section)	70.1 (1200m)
Race State	Finished



Mackay QLD Professional
 Race 8: M2E SERVICES BENCHMARK 65 Handicap - 1300m
 26 July 2024 - 16:55
 Track Rating: Good 4, Weather: Fine, Rail Position: True



Section	Overall	1200m	1000m	800m	600m	400m	200m
Section Times	1:16.91 [10] (0:07.58)	1:09.33 [2] (0:10.71)	0:58.62 [3] (0:10.89)	0:47.73 [3] (0:11.42)	0:36.31 [3] (0:11.76)	0:24.55 [6] (0:11.89)	0:12.66 [8] (0:12.66)
Average Speed [km/h]	47.8	67.5	66.3	63.0	61.6	60.7	56.8
Top Speed [km/h]	64.5	70.1	67.2	64.8	62.4	61.5	59.4
Avg. Dist. to Rail [m]	7.4	2.2	1.1	0.7	0.8	1.1	2.1
Avg. Stride Freq. [Hz]	2.2	2.4	2.3	2.2	2.3	2.3	2.2
Avg. Stride Length [m]	5.8	7.6	7.7	7.9	7.5	7.5	7.4



- [] Ranking at each section and finish
- .-.- No data available at this section
- NA No data available



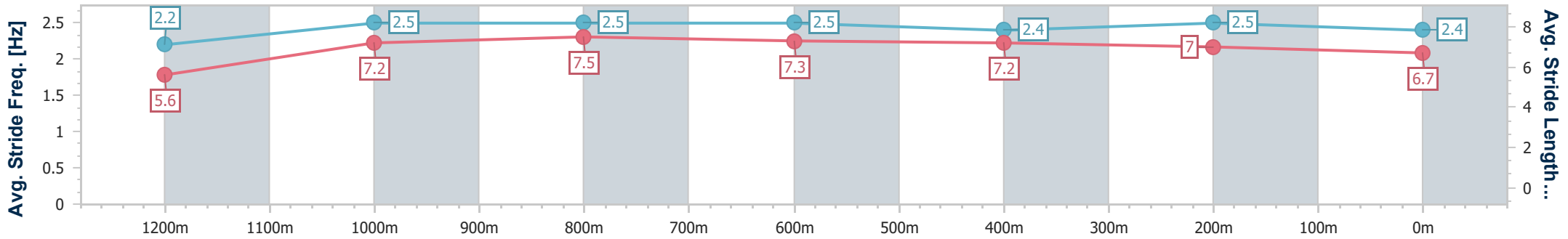
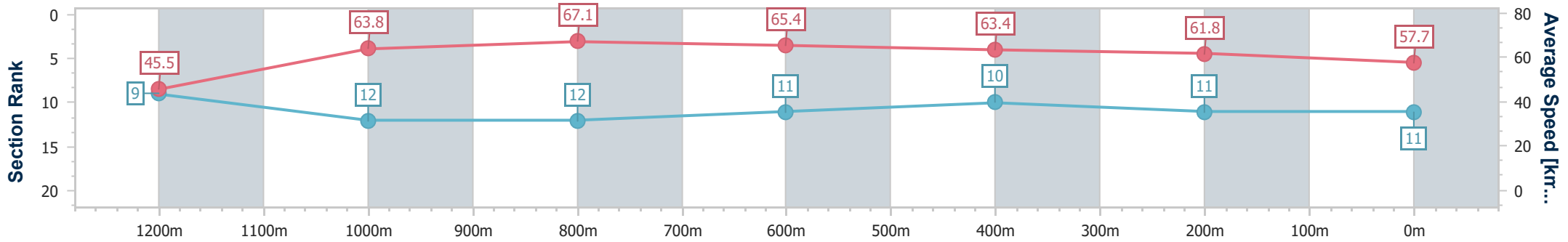
Horse/Jockey Name	Deelosh
Final Rank	11
Fastest Section Time (Section)	0:07.94 (Overall)
Top Speed [km/h] (Section)	67.6 (1000m)
Race State	Finished



Mackay QLD Professional
 Race 8: M2E SERVICES BENCHMARK 65 Handicap - 1300m
 26 July 2024 - 16:55
 Track Rating: Good 4, Weather: Fine, Rail Position: True



Section	Overall	1200m	1000m	800m	600m	400m	200m
Section Times	1:16.98 [11] (0:07.94)	1:09.04 [9] (0:11.34)	0:57.70 [12] (0:10.84)	0:46.86 [12] (0:11.11)	0:35.75 [11] (0:11.54)	0:24.21 [10] (0:11.72)	0:12.49 [11] (0:12.49)
Average Speed [km/h]	45.5	63.8	67.1	65.4	63.4	61.8	57.7
Top Speed [km/h]	60.4	66.0	67.6	66.7	63.8	62.5	61.0
Avg. Dist. to Rail [m]	14.1	5.7	3.0	2.8	1.9	4.8	6.3
Avg. Stride Freq. [Hz]	2.2	2.5	2.5	2.5	2.4	2.5	2.4
Avg. Stride Length [m]	5.6	7.2	7.5	7.3	7.2	7.0	6.7



- [] Ranking at each section and finish
- .-.- No data available at this section
- NA No data available



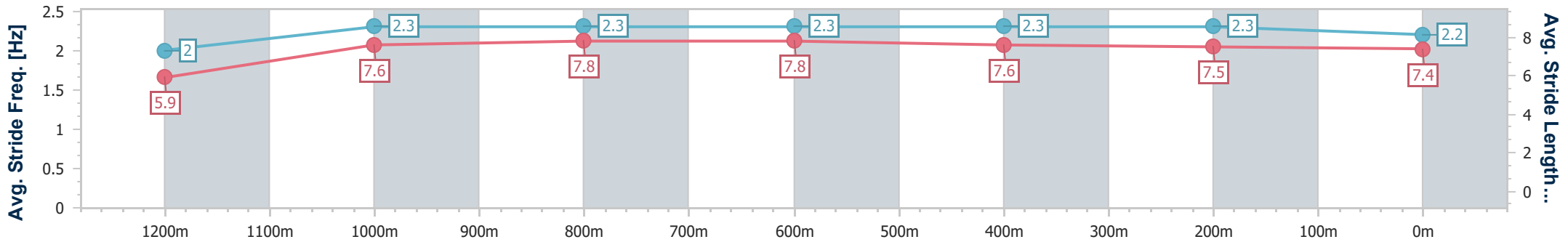
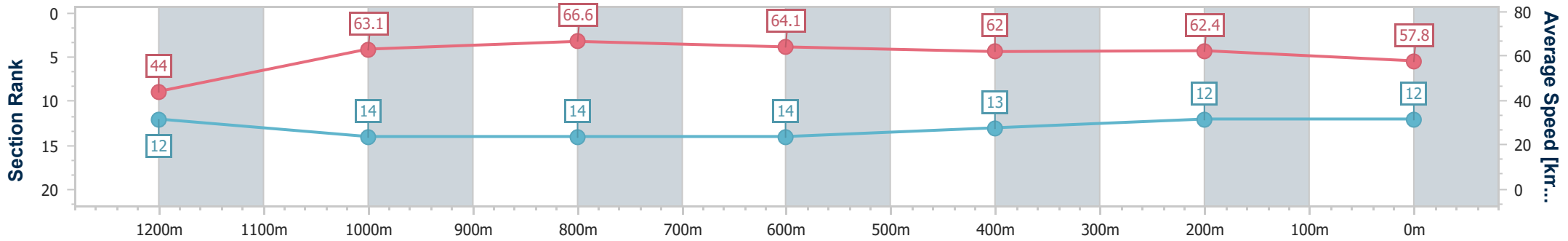
Horse/Jockey Name	Barney Rabble
Final Rank	12
Fastest Section Time (Section)	0:08.20 (Overall)
Top Speed [km/h] (Section)	67.4 (1000m)
Race State	Finished



Mackay QLD Professional
 Race 8: M2E SERVICES BENCHMARK 65 Handicap - 1300m
 26 July 2024 - 16:55
 Track Rating: Good 4, Weather: Fine, Rail Position: True



Section	Overall	1200m	1000m	800m	600m	400m	200m
Section Times	1:17.13 [12] (0:08.20)	1:08.93 [12] (0:11.49)	0:57.44 [14] (0:10.83)	0:46.61 [14] (0:11.14)	0:35.47 [14] (0:11.43)	0:24.04 [13] (0:11.62)	0:12.42 [12] (0:12.42)
Average Speed [km/h]	44.0	63.1	66.6	64.1	62.0	62.4	57.8
Top Speed [km/h]	59.3	67.0	67.4	66.0	63.1	63.1	61.0
Avg. Dist. to Rail [m]	14.9	5.2	1.2	1.6	1.9	3.7	7.8
Avg. Stride Freq. [Hz]	2.0	2.3	2.3	2.3	2.3	2.3	2.2
Avg. Stride Length [m]	5.9	7.6	7.8	7.8	7.6	7.5	7.4



- [] Ranking at each section and finish
- .-.- No data available at this section
- NA No data available



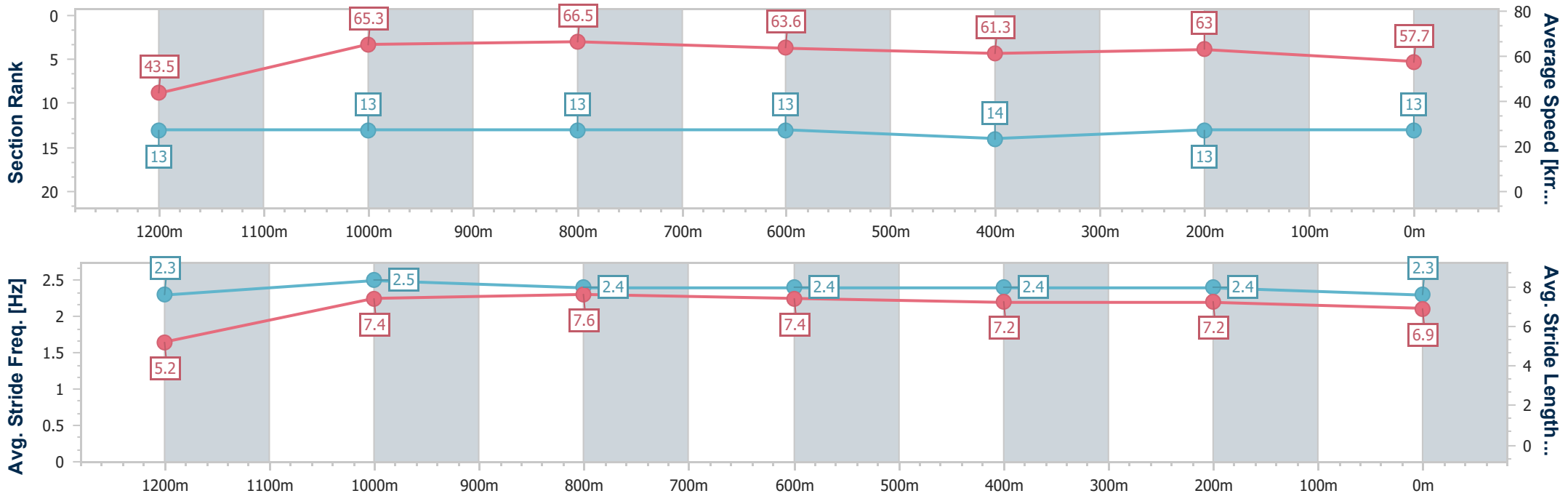
Horse/Jockey Name	Emma's Jet
Final Rank	13
Fastest Section Time (Section)	0:08.27 (Overall)
Top Speed [km/h] (Section)	67.3 (1000m)
Race State	Finished



Mackay QLD Professional
 Race 8: M2E SERVICES BENCHMARK 65 Handicap - 1300m
 26 July 2024 - 16:55
 Track Rating: Good 4, Weather: Fine, Rail Position: True



Section	Overall	1200m	1000m	800m	600m	400m	200m
Section Times	1:17.19 [13] (0:08.27)	1:08.92 [13] (0:11.09)	0:57.83 [13] (0:10.89)	0:46.94 [13] (0:11.29)	0:35.65 [13] (0:11.71)	0:23.94 [14] (0:11.48)	0:12.46 [13] (0:12.46)
Average Speed [km/h]	43.5	65.3	66.5	63.6	61.3	63.0	57.7
Top Speed [km/h]	60.4	67.0	67.3	65.5	63.2	63.4	61.9
Avg. Dist. to Rail [m]	9.5	1.7	1.3	0.7	0.6	1.6	1.2
Avg. Stride Freq. [Hz]	2.3	2.5	2.4	2.4	2.4	2.4	2.3
Avg. Stride Length [m]	5.2	7.4	7.6	7.4	7.2	7.2	6.9



- [] Ranking at each section and finish
- .-.- No data available at this section
- NA No data available



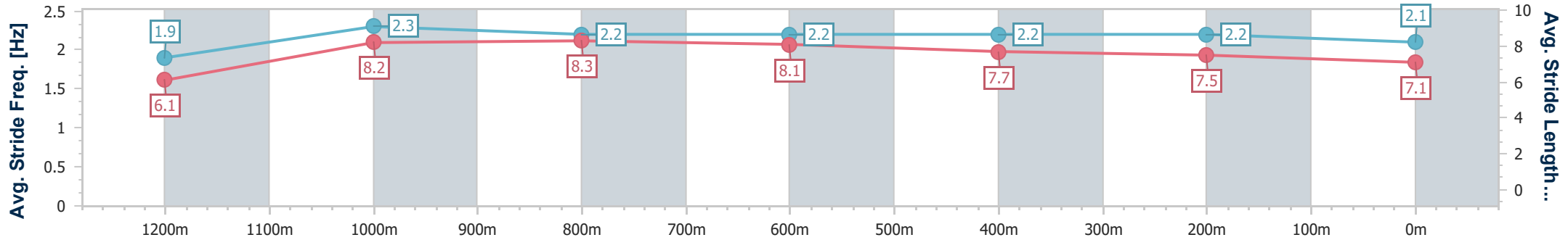
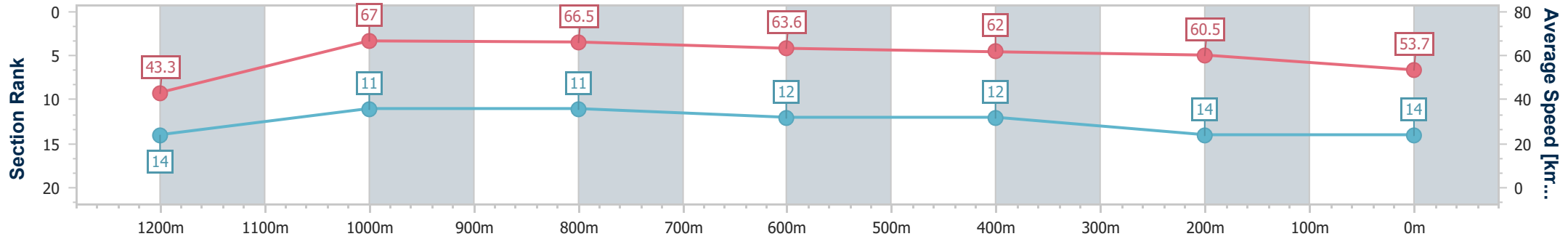
Horse/Jockey Name	Realeza
Final Rank	14
Fastest Section Time (Section)	0:08.39 (Overall)
Top Speed [km/h] (Section)	68.3 (1200m)
Race State	Finished



Mackay QLD Professional
 Race 8: M2E SERVICES BENCHMARK 65 Handicap - 1300m
 26 July 2024 - 16:55
 Track Rating: Good 4, Weather: Fine, Rail Position: True



Section	Overall	1200m	1000m	800m	600m	400m	200m
Section Times	1:18.40 [14] (0:08.39)	1:10.01 [14] (0:10.80)	0:59.21 [11] (0:10.87)	0:48.34 [11] (0:11.33)	0:37.01 [12] (0:11.65)	0:25.36 [12] (0:11.95)	0:13.41 [14] (0:13.41)
Average Speed [km/h]	43.3	67.0	66.5	63.6	62.0	60.5	53.7
Top Speed [km/h]	62.5	68.3	67.9	65.6	63.0	62.5	59.3
Avg. Dist. to Rail [m]	13.3	3.2	1.7	0.9	0.5	3.1	4.0
Avg. Stride Freq. [Hz]	1.9	2.3	2.2	2.2	2.2	2.2	2.1
Avg. Stride Length [m]	6.1	8.2	8.3	8.1	7.7	7.5	7.1



- [] Ranking at each section and finish
- .-.- No data available at this section
- NA No data available