



Townsville QLD Professional

Race 1: TOWNSVILLE EARTHMOVING QTIS Two-Year-Old Handicap - 1400m

28 July 2024 - 12:30



Track Rating: Soft 5, Weather: Fine, Rail Position: True

Section		Overall	1200m	1000m	800m	600m	400m	Last 600m				
Field Times		1:22.23 (0:13.22)	1:09.01 (0:11.51)	0:57.50 (0:11.36)	0:46.14 (0:11.10)	0:35.04 (0:11.22)	0:23.82 (0:11.77)	0:35.04				
Rank	TAB Horse/Jockey	Barrier	Top Speed [km/h]	Fastest Section							Distance Travelled [m]	
1	1 ASTRA STAR Chris Whiteley	7	66.0 600m	0:11.15 600m	1:22.23 [1] (0:13.63)	1:08.60 [2] (0:11.48)	0:57.12 [3] (0:11.52)	0:45.60 [4] (0:11.20)	0:34.40 [4] (0:11.15)	0:23.25 [3] (0:11.45)	0:34.40	
2	4 UNDERRATED Justin Stanley	5	66.7 1200m	0:11.12 600m	1:22.42 [2] (0:13.90)	1:08.52 [5] (0:11.18)	0:57.34 [2] (0:11.21)	0:46.13 [2] (0:11.29)	0:34.84 [2] (0:11.12)	0:23.72 [2] (0:11.48)	0:34.84	-1
3	3 KOBAYASTAR Chelsea Jokic	3	66.3 600m	0:11.15 600m	1:22.46 [3] (0:13.85)	1:08.61 [4] (0:11.51)	0:57.10 [5] (0:11.49)	0:45.61 [5] (0:11.20)	0:34.41 [6] (0:11.15)	0:23.26 [6] (0:11.34)	0:34.41	+0
4	2 ACEDROD Justin Huxtable	2	65.7 800m	0:11.12 800m	1:22.63 [4] (0:13.68)	1:08.95 [3] (0:11.45)	0:57.50 [4] (0:11.50)	0:46.00 [3] (0:11.12)	0:34.88 [3] (0:11.36)	0:23.52 [4] (0:11.47)	0:34.88	-3
5	6 MARCH MADNESS Ron Stewart	1	66.5 800m	0:11.03 800m	1:22.72 [5] (0:13.95)	1:08.77 [6] (0:11.54)	0:57.23 [6] (0:11.44)	0:45.79 [6] (0:11.03)	0:34.76 [5] (0:11.20)	0:23.56 [5] (0:11.46)	0:34.76	-7
6	8 MISHANI OPAL Nathan Thomas	9	65.4 800m	0:11.14 800m	1:22.93 [6] (0:13.95)	1:08.98 [6] (0:11.72)	0:57.26 [7] (0:11.46)	0:45.80 [7] (0:11.14)	0:34.66 [8] (0:11.23)	0:23.43 [7] (0:11.37)	0:34.66	-3
7	9 SNEAKY FREDDY Isabella Teh	4	66.5 800m	0:11.02 800m	1:23.01 [7] (0:14.19)	1:08.82 [9] (0:11.65)	0:57.17 [8] (0:11.40)	0:45.77 [8] (0:11.02)	0:34.75 [7] (0:11.25)	0:23.50 [8] (0:11.45)	0:34.75	-6
8	7 MISHANI DESTINY Jackson Murphy	6	66.2 800m	0:11.16 800m	1:23.11 [8] (0:14.17)	1:08.94 [8] (0:11.79)	0:57.15 [9] (0:11.43)	0:45.72 [9] (0:11.16)	0:34.56 [9] (0:11.29)	0:23.27 [9] (0:11.48)	0:34.56	-2
9	5 MORE STYLISH Scott Sheargold	8	66.7 Overall	0:11.10 800m	1:23.31 [9] (0:13.22)	1:10.09 [1] (0:11.51)	0:58.58 [1] (0:11.36)	0:47.22 [1] (0:11.10)	0:36.12 [1] (0:11.22)	0:24.90 [1] (0:11.78)	0:36.12	-4

[] Ranking at each section and finish
 -:-:- No data available at this section
 NA No data available

SCN Saddle cloth number
 DNF Did not finish
 DNT Did not track



Townsville QLD Professional

Race 1: TOWNSVILLE EARTHMOVING QTIS Two-Year-Old Handicap - 1400m

28 July 2024 - 12:30



Track Rating: Soft 5, Weather: Fine, Rail Position: True

Section				200m				Last 600m	
Field Times				0:12.05 (0:12.05)				0:35.04	
Rank	TAB	Horse/Jockey	Barrier	Top Speed [km/h]	Fastest Section	Margin			Distance Travelled [m]
1	1	ASTRA STAR Chris Whiteley	7	66.0 600m	0:11.15 600m (0:11.80)	0:11.80 [3]	1:22.23		0:34.40
2	4	UNDERRATED Justin Stanley	5	66.7 1200m	0:11.12 600m (0:12.24)	0:12.24 [1]	1.15L		0:34.84 -1
3	3	KOBAYASTAR Chelsea Jovic	3	66.3 600m	0:11.15 600m (0:11.92)	0:11.92 [4]	1.37L		0:34.41 +0
4	2	ACEDROD Justin Huxtable	2	65.7 800m	0:11.12 800m (0:12.05)	0:12.05 [5]	2.37L		0:34.88 -3
5	6	MARCH MADNESS Ron Stewart	1	66.5 800m	0:11.03 800m (0:12.10)	0:12.10 [6]	2.86L		0:34.76 -7
6	8	MISHANI OPAL Nathan Thomas	9	65.4 800m	0:11.14 800m (0:12.06)	0:12.06 [7]	4.14L		0:34.66 -3
7	9	SNEAKY FREDDY Isabella Teh	4	66.5 800m	0:11.02 800m (0:12.05)	0:12.05 [8]	4.62L		0:34.75 -6
8	7	MISHANI DESTINY Jackson Murphy	6	66.2 800m	0:11.16 800m (0:11.79)	0:11.79 [9]	5.18L		0:34.56 -2
9	5	MORE STYLISH Scott Sheargold	8	66.7 Overall	0:11.10 800m (0:13.12)	0:13.12 [2]	6.33L		0:36.12 -4



Horse/Jockey Name	Astra Star
Final Rank	1
Fastest Section Time (Section)	0:11.15 (600m)
Top Speed [km/h] (Section)	66.0 (600m)
Race State	Finished

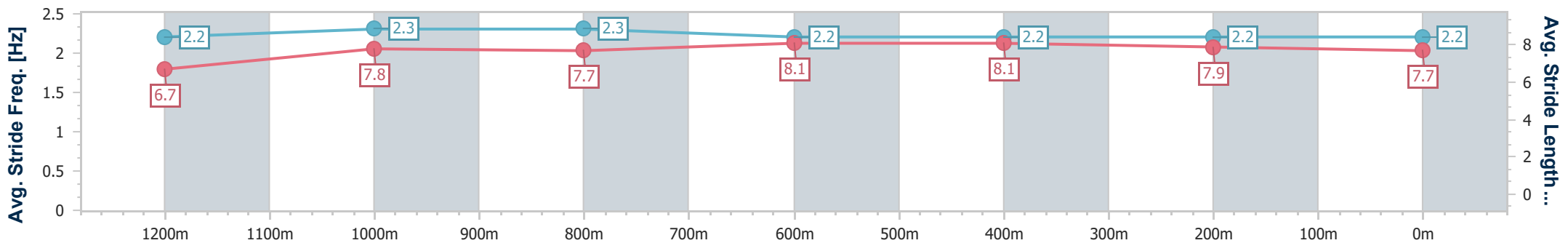
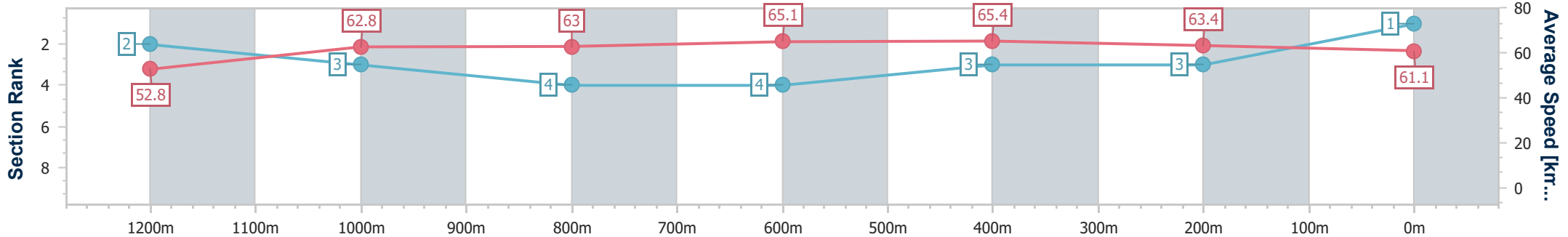


Townsville QLD Professional
 Race 1: TOWNSVILLE EARTHMOVING QTIS Two-Year-Old
 Handicap - 1400m
 28 July 2024 - 12:30



Track Rating: Soft 5, Weather: Fine, Rail Position: True

Section	Overall	1200m	1000m	800m	600m	400m	200m
Section Times	1:22.23 [1] (0:13.63)	1:08.60 [2] (0:11.48)	0:57.12 [3] (0:11.52)	0:45.60 [4] (0:11.20)	0:34.40 [4] (0:11.15)	0:23.25 [3] (0:11.45)	0:11.80 [3] (0:11.80)
Average Speed [km/h]	52.8	62.8	63.0	65.1	65.4	63.4	61.1
Top Speed [km/h]	63.2	63.7	64.3	65.9	66.0	64.4	63.5
Avg. Dist. to Rail [m]	4.9	0.2	1.7	2.6	2.7	5.3	6.9
Avg. Stride Freq. [Hz]	2.2	2.3	2.3	2.2	2.2	2.2	2.2
Avg. Stride Length [m]	6.7	7.8	7.7	8.1	8.1	7.9	7.7



- [] Ranking at each section and finish
- .-.- No data available at this section
- NA No data available



Horse/Jockey Name	Underrated
Final Rank	2
Fastest Section Time (Section)	0:11.12 (600m)
Top Speed [km/h] (Section)	66.7 (1200m)
Race State	Finished

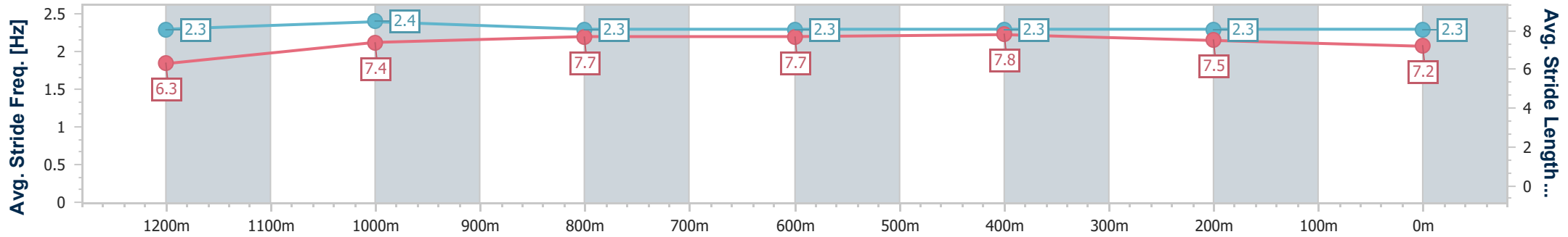
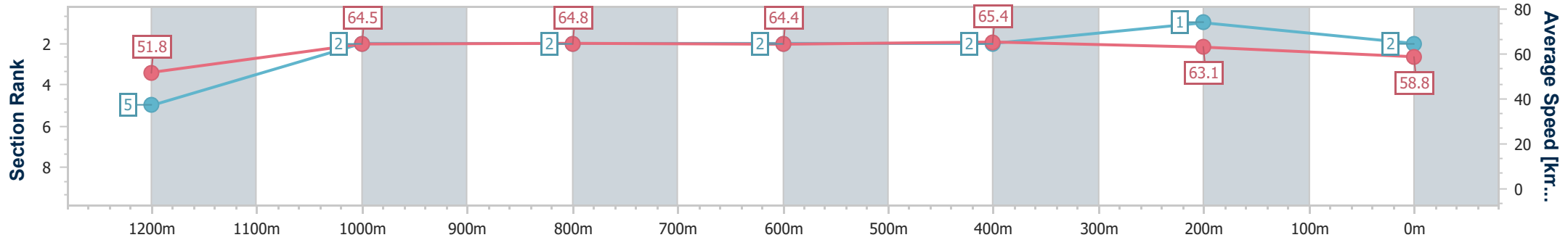


Townsville QLD Professional
 Race 1: TOWNSVILLE EARTHMOVING QTIS Two-Year-Old
 Handicap - 1400m
 28 July 2024 - 12:30



Track Rating: Soft 5, Weather: Fine, Rail Position: True

Section	Overall	1200m	1000m	800m	600m	400m	200m
Section Times	1:22.42 [2] (0:13.90)	1:08.52 [5] (0:11.18)	0:57.34 [2] (0:11.21)	0:46.13 [2] (0:11.29)	0:34.84 [2] (0:11.12)	0:23.72 [2] (0:11.48)	0:12.24 [1] (0:12.24)
Average Speed [km/h]	51.8	64.5	64.8	64.4	65.4	63.1	58.8
Top Speed [km/h]	65.1	66.7	65.6	65.7	66.6	65.4	61.2
Avg. Dist. to Rail [m]	6.0	2.6	1.7	2.1	2.6	2.4	3.0
Avg. Stride Freq. [Hz]	2.3	2.4	2.3	2.3	2.3	2.3	2.3
Avg. Stride Length [m]	6.3	7.4	7.7	7.7	7.8	7.5	7.2



- [] Ranking at each section and finish
- .-.- No data available at this section
- NA No data available



Horse/Jockey Name	Kobayastar
Final Rank	3
Fastest Section Time (Section)	0:11.15 (600m)
Top Speed [km/h] (Section)	66.3 (600m)
Race State	Finished

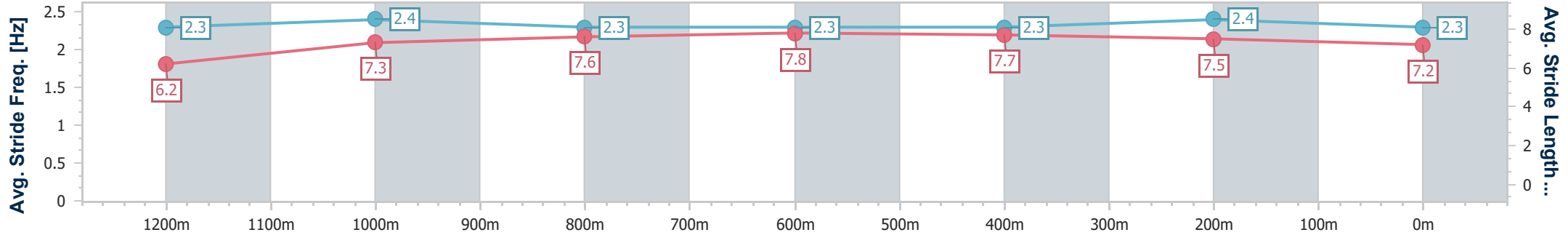
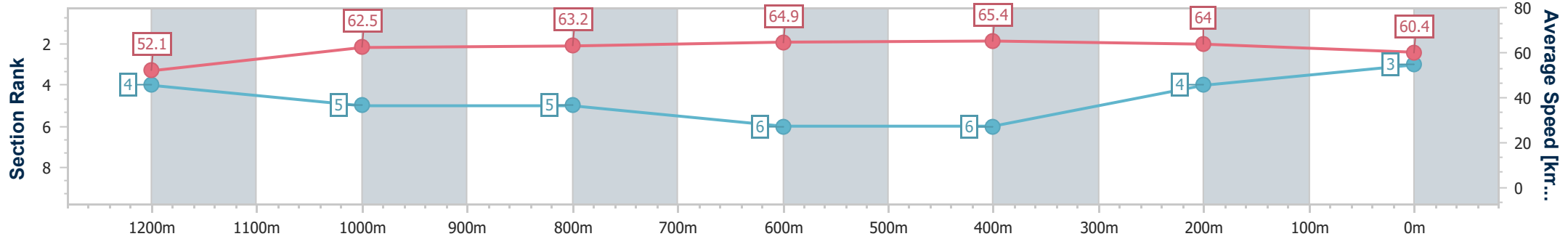


Townsville QLD Professional
 Race 1: TOWNVILLE EARTHMOVING QTIS Two-Year-Old
 Handicap - 1400m
 28 July 2024 - 12:30



Track Rating: Soft 5, Weather: Fine, Rail Position: True

Section	Overall	1200m	1000m	800m	600m	400m	200m
Section Times	1:22.46 [3] (0:13.85)	1:08.61 [4] (0:11.51)	0:57.10 [5] (0:11.49)	0:45.61 [5] (0:11.20)	0:34.41 [6] (0:11.15)	0:23.26 [6] (0:11.34)	0:11.92 [4] (0:11.92)
Average Speed [km/h]	52.1	62.5	63.2	64.9	65.4	64.0	60.4
Top Speed [km/h]	63.6	63.9	64.4	65.4	66.3	65.4	63.0
Avg. Dist. to Rail [m]	5.1	1.9	1.7	2.0	2.9	4.9	7.1
Avg. Stride Freq. [Hz]	2.3	2.4	2.3	2.3	2.3	2.4	2.3
Avg. Stride Length [m]	6.2	7.3	7.6	7.8	7.7	7.5	7.2



- [] Ranking at each section and finish
- .-.- No data available at this section
- NA No data available



Horse/Jockey Name	Acedrod
Final Rank	4
Fastest Section Time (Section)	0:11.12 (800m)
Top Speed [km/h] (Section)	65.7 (800m)
Race State	Finished

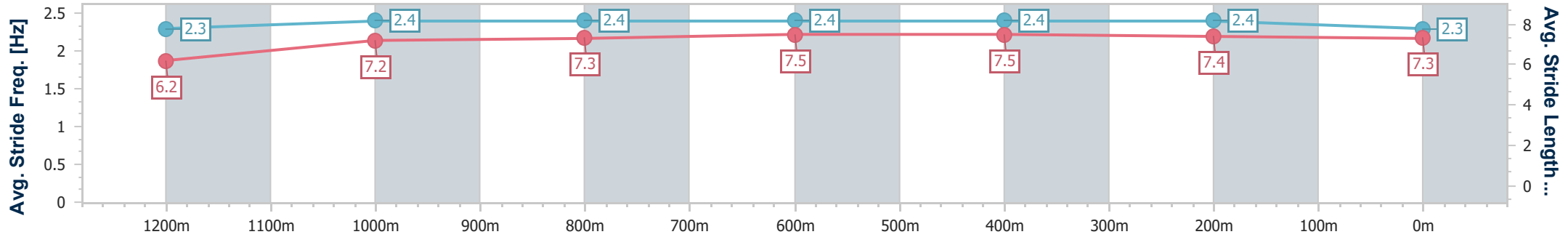
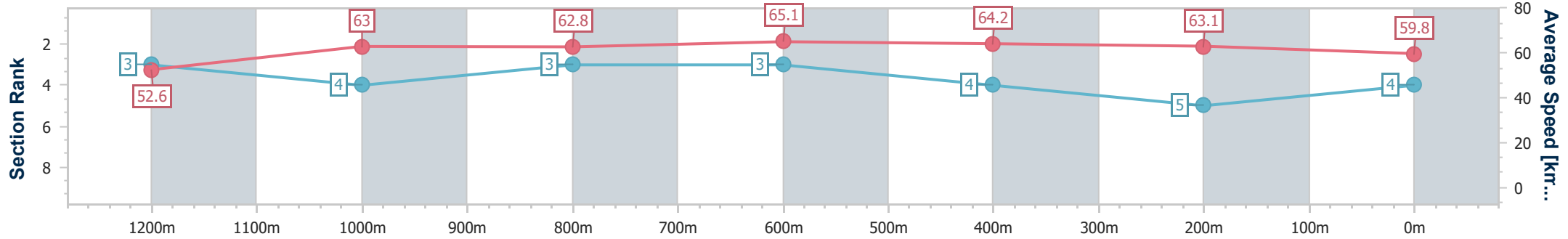


Townsville QLD Professional
 Race 1: TOWNSVILLE EARTHMOVING QTIS Two-Year-Old
 Handicap - 1400m
 28 July 2024 - 12:30



Track Rating: Soft 5, Weather: Fine, Rail Position: True

Section	Overall	1200m	1000m	800m	600m	400m	200m
Section Times	1:22.63 [4] (0:13.68)	1:08.95 [3] (0:11.45)	0:57.50 [4] (0:11.50)	0:46.00 [3] (0:11.12)	0:34.88 [3] (0:11.36)	0:23.52 [4] (0:11.47)	0:12.05 [5] (0:12.05)
Average Speed [km/h]	52.6	63.0	62.8	65.1	64.2	63.1	59.8
Top Speed [km/h]	64.9	64.5	64.4	65.7	65.5	65.4	64.9
Avg. Dist. to Rail [m]	3.0	1.0	0.8	1.2	2.3	2.9	4.6
Avg. Stride Freq. [Hz]	2.3	2.4	2.4	2.4	2.4	2.4	2.3
Avg. Stride Length [m]	6.2	7.2	7.3	7.5	7.5	7.4	7.3



- [] Ranking at each section and finish
- .-.- No data available at this section
- NA No data available



Horse/Jockey Name	March Madness
Final Rank	5
Fastest Section Time (Section)	0:11.03 (800m)
Top Speed [km/h] (Section)	66.5 (800m)
Race State	Finished

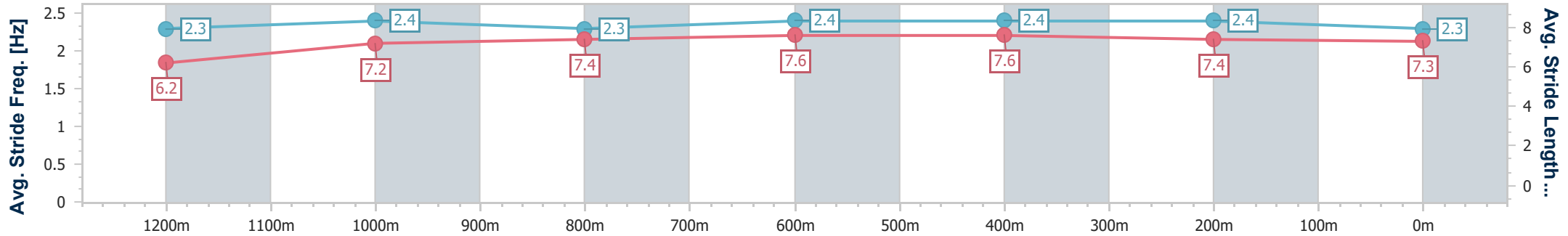
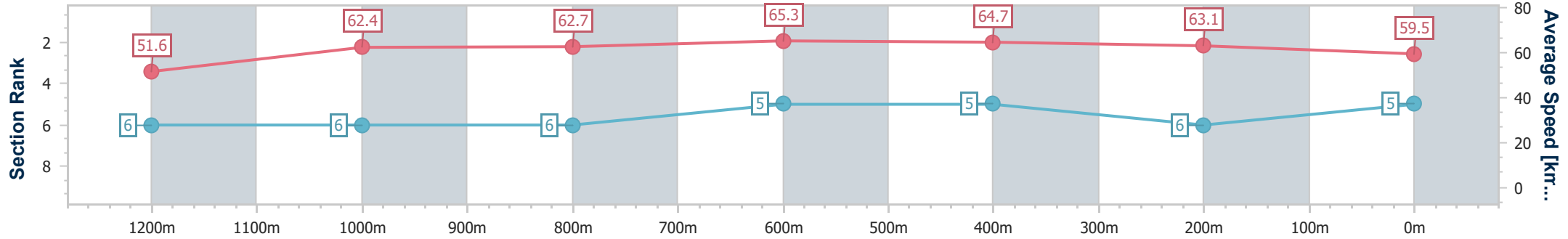


Townsville QLD Professional
 Race 1: TOWNSVILLE EARTHMOVING QTIS Two-Year-Old
 Handicap - 1400m
 28 July 2024 - 12:30



Track Rating: Soft 5, Weather: Fine, Rail Position: True

Section	Overall	1200m	1000m	800m	600m	400m	200m
Section Times	1:22.72 [5] (0:13.95)	1:08.77 [6] (0:11.54)	0:57.23 [6] (0:11.44)	0:45.79 [6] (0:11.03)	0:34.76 [5] (0:11.20)	0:23.56 [5] (0:11.46)	0:12.10 [6] (0:12.10)
Average Speed [km/h]	51.6	62.4	62.7	65.3	64.7	63.1	59.5
Top Speed [km/h]	63.8	64.4	64.1	66.5	65.8	64.4	61.1
Avg. Dist. to Rail [m]	2.9	0.5	0.4	0.3	1.2	2.8	5.0
Avg. Stride Freq. [Hz]	2.3	2.4	2.3	2.4	2.4	2.4	2.3
Avg. Stride Length [m]	6.2	7.2	7.4	7.6	7.6	7.4	7.3



- [] Ranking at each section and finish
- .-.- No data available at this section
- NA No data available



Horse/Jockey Name	Mishani Opal
Final Rank	6
Fastest Section Time (Section)	0:11.14 (800m)
Top Speed [km/h] (Section)	65.4 (800m)
Race State	Finished

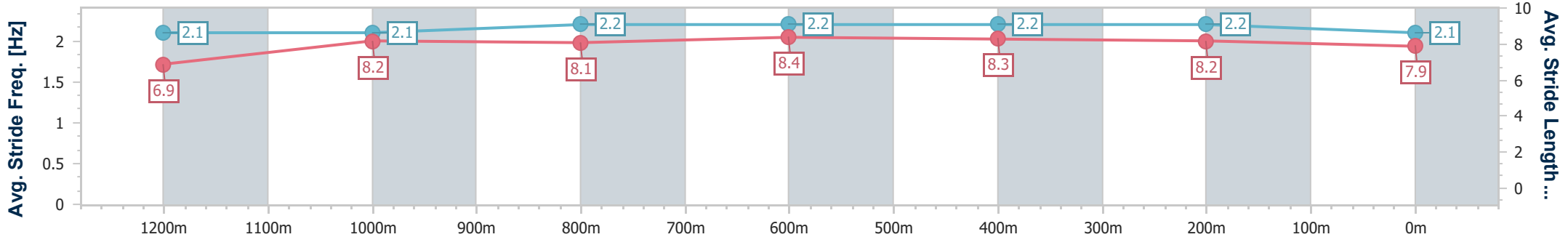
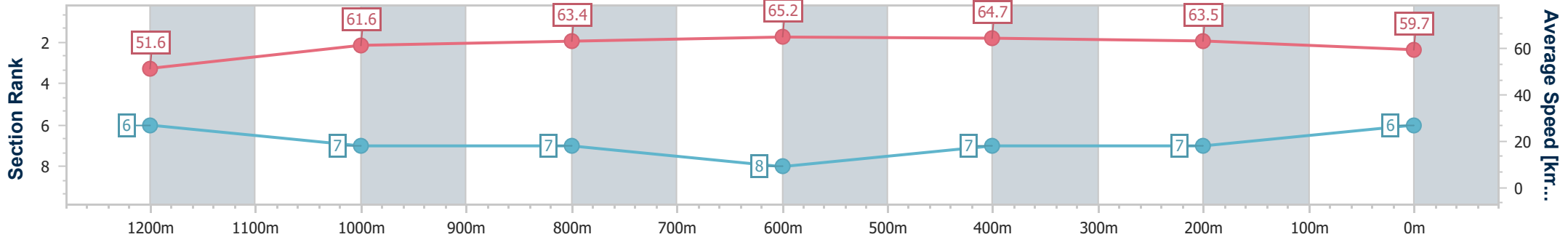


Townsville QLD Professional
 Race 1: TOWNSVILLE EARTHMOVING QTIS Two-Year-Old
 Handicap - 1400m
 28 July 2024 - 12:30



Track Rating: Soft 5, Weather: Fine, Rail Position: True

Section	Overall	1200m	1000m	800m	600m	400m	200m
Section Times	1:22.93 [6] (0:13.95)	1:08.98 [6] (0:11.72)	0:57.26 [7] (0:11.46)	0:45.80 [7] (0:11.14)	0:34.66 [8] (0:11.23)	0:23.43 [7] (0:11.37)	0:12.06 [7] (0:12.06)
Average Speed [km/h]	51.6	61.6	63.4	65.2	64.7	63.5	59.7
Top Speed [km/h]	61.9	62.9	64.6	65.4	65.2	64.2	62.4
Avg. Dist. to Rail [m]	9.5	3.1	1.6	1.7	1.6	2.5	6.1
Avg. Stride Freq. [Hz]	2.1	2.1	2.2	2.2	2.2	2.2	2.1
Avg. Stride Length [m]	6.9	8.2	8.1	8.4	8.3	8.2	7.9



- [] Ranking at each section and finish
- .-.- No data available at this section
- NA No data available



Horse/Jockey Name	Sneaky Freddy
Final Rank	7
Fastest Section Time (Section)	0:11.02 (800m)
Top Speed [km/h] (Section)	66.5 (800m)
Race State	Finished

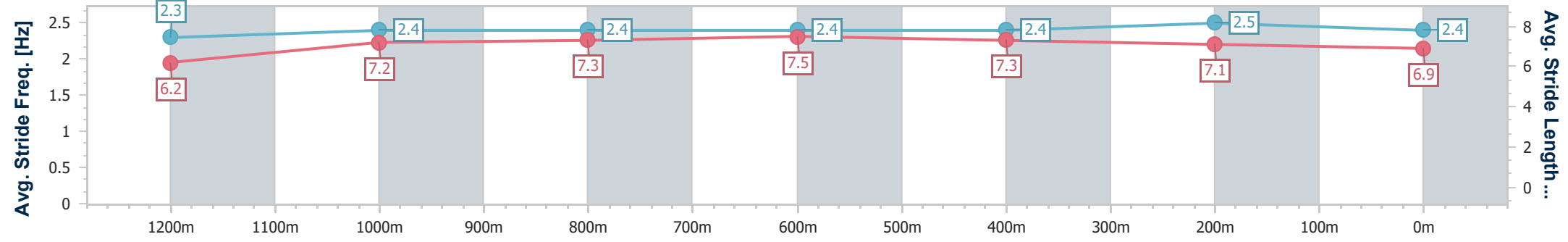
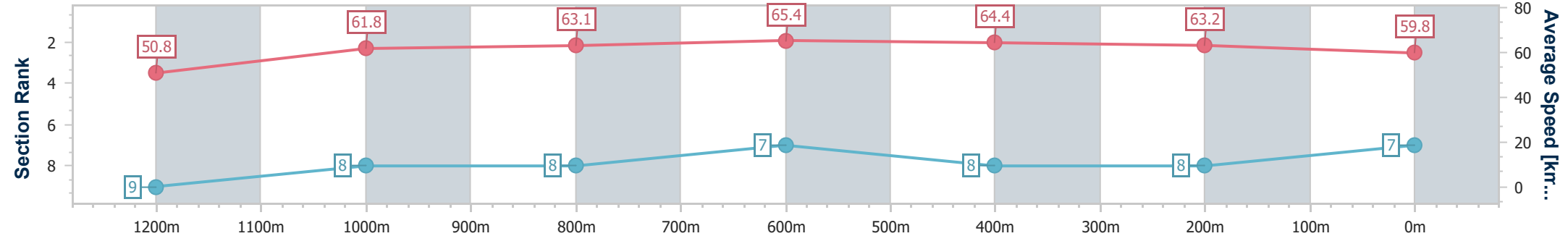


Townsville QLD Professional
 Race 1: TOWNVILLE EARTHMOVING QTIS Two-Year-Old
 Handicap - 1400m
 28 July 2024 - 12:30



Track Rating: Soft 5, Weather: Fine, Rail Position: True

Section	Overall	1200m	1000m	800m	600m	400m	200m
Section Times	1:23.01 [7] (0:14.19)	1:08.82 [9] (0:11.65)	0:57.17 [8] (0:11.40)	0:45.77 [8] (0:11.02)	0:34.75 [7] (0:11.25)	0:23.50 [8] (0:11.45)	0:12.05 [8] (0:12.05)
Average Speed [km/h]	50.8	61.8	63.1	65.4	64.4	63.2	59.8
Top Speed [km/h]	63.3	64.4	65.5	66.5	66.2	64.1	62.4
Avg. Dist. to Rail [m]	4.1	1.3	0.5	0.4	1.6	3.3	4.6
Avg. Stride Freq. [Hz]	2.3	2.4	2.4	2.4	2.4	2.5	2.4
Avg. Stride Length [m]	6.2	7.2	7.3	7.5	7.3	7.1	6.9



- [] Ranking at each section and finish
- .-.- No data available at this section
- NA No data available



Horse/Jockey Name	Mishani Destiny
Final Rank	8
Fastest Section Time (Section)	0:11.16 (800m)
Top Speed [km/h] (Section)	66.2 (800m)
Race State	Finished

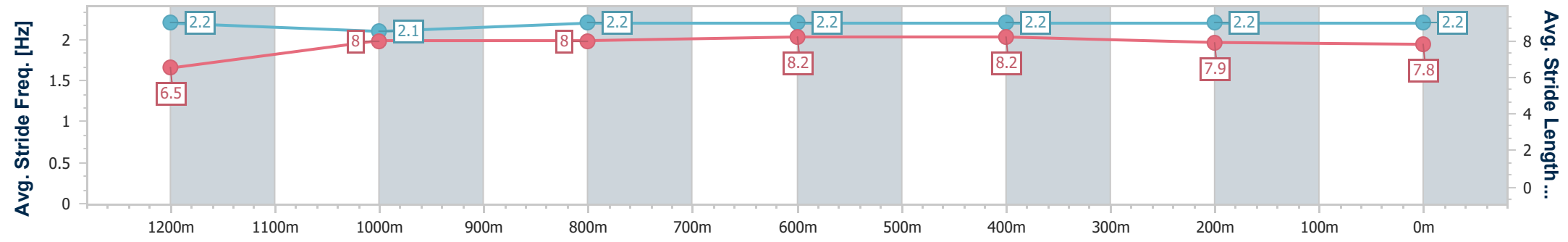
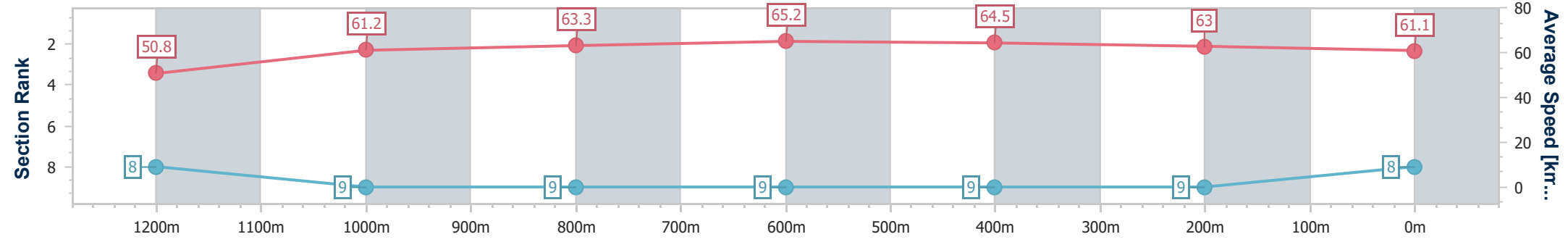


Townsville QLD Professional
 Race 1: TOWNSVILLE EARTHMOVING QTIS Two-Year-Old
 Handicap - 1400m
 28 July 2024 - 12:30



Track Rating: Soft 5, Weather: Fine, Rail Position: True

Section	Overall	1200m	1000m	800m	600m	400m	200m
Section Times	1:23.11 [8] (0:14.17)	1:08.94 [8] (0:11.79)	0:57.15 [9] (0:11.43)	0:45.72 [9] (0:11.16)	0:34.56 [9] (0:11.29)	0:23.27 [9] (0:11.48)	0:11.79 [9] (0:11.79)
Average Speed [km/h]	50.8	61.2	63.3	65.2	64.5	63.0	61.1
Top Speed [km/h]	62.8	63.2	65.4	66.2	65.4	63.9	63.8
Avg. Dist. to Rail [m]	7.0	2.4	0.8	2.2	2.4	3.5	8.6
Avg. Stride Freq. [Hz]	2.2	2.1	2.2	2.2	2.2	2.2	2.2
Avg. Stride Length [m]	6.5	8.0	8.0	8.2	8.2	7.9	7.8



- [] Ranking at each section and finish
- .-.- No data available at this section
- NA No data available



Horse/Jockey Name	More Stylish
Final Rank	9
Fastest Section Time (Section)	0:11.10 (800m)
Top Speed [km/h] (Section)	66.7 (Overall)
Race State	Finished

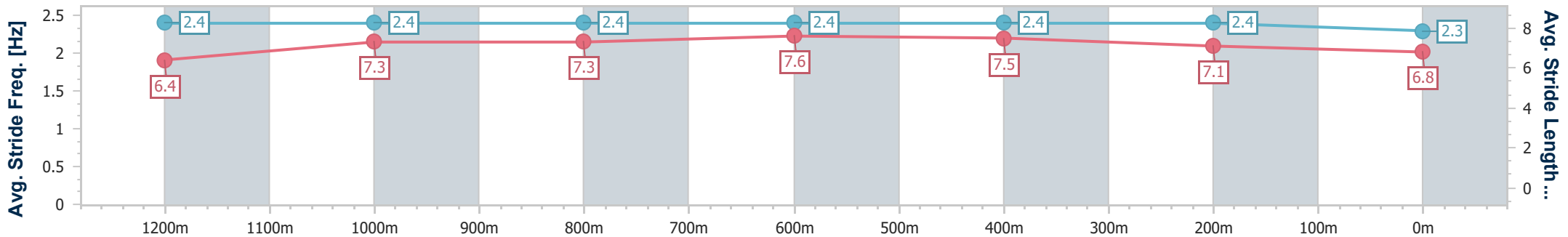
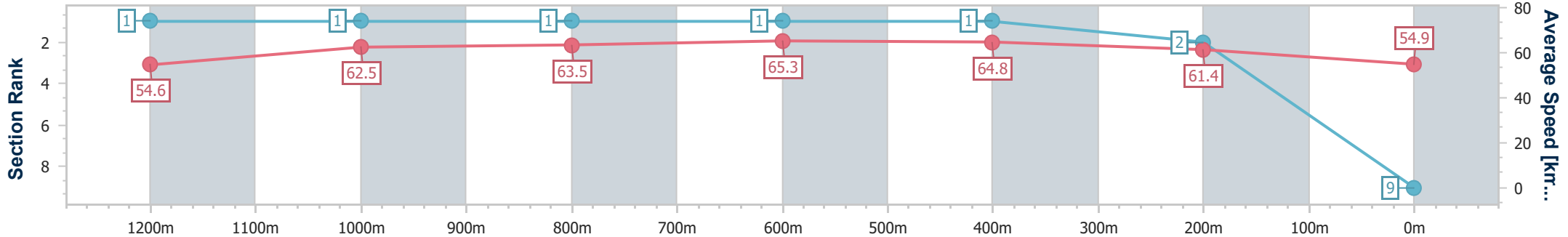


Townsville QLD Professional
 Race 1: TOWNSVILLE EARTHMOVING QTIS Two-Year-Old Handicap - 1400m
 28 July 2024 - 12:30



Track Rating: Soft 5, Weather: Fine, Rail Position: True

Section	Overall	1200m	1000m	800m	600m	400m	200m
Section Times	1:23.31 [9] (0:13.22)	1:10.09 [1] (0:11.51)	0:58.58 [1] (0:11.36)	0:47.22 [1] (0:11.10)	0:36.12 [1] (0:11.22)	0:24.90 [1] (0:11.78)	0:13.12 [2] (0:13.12)
Average Speed [km/h]	54.6	62.5	63.5	65.3	64.8	61.4	54.9
Top Speed [km/h]	66.7	64.3	65.7	66.1	65.7	63.7	58.5
Avg. Dist. to Rail [m]	7.5	0.3	0.3	1.3	2.4	2.2	2.4
Avg. Stride Freq. [Hz]	2.4	2.4	2.4	2.4	2.4	2.4	2.3
Avg. Stride Length [m]	6.4	7.3	7.3	7.6	7.5	7.1	6.8



- [] Ranking at each section and finish
- .-.- No data available at this section
- NA No data available



Townsville QLD Professional

Race 2: EXPLORE PROPERTY MUNRO & CO QTIS Two-Year-Old and Three-Year-Old Maiden Handicap - 1000m

28 July 2024 - 13:12



Track Rating: Soft 5, Weather: Fine, Rail Position: True

Section											Last 600m		
Field Times		Overall	800m	600m	400m	200m						0:33.98	
		0:56.64 (0:12.66)	0:43.98 (0:10.00)	0:33.98 (0:10.62)	0:23.36 (0:11.26)	0:12.10 (0:12.10)							
Rank	TAB	Horse/Jockey	Barrier	Top Speed [km/h]	Fastest Section	Overall	800m	600m	400m	200m	Margin	Last 600m	Distance Travelled [m]
1	2	COSMIC ATOM Lacey Morrison	1	70.2 600m	0:10.07 800m	0:56.64 [1] (0:12.73)	0:43.91 [2] (0:10.07)	0:33.84 [2] (0:10.63)	0:23.21 [2] (0:11.14)	0:12.07 [2] (0:12.07)	0:56.64	0:33.84	
2	8	MAGIC INTENT Graham Kliese	12	71.3 800m	0:10.00 800m	0:56.85 [2] (0:12.66)	0:44.19 [1] (0:10.00)	0:34.19 [1] (0:10.62)	0:23.57 [1] (0:11.26)	0:12.31 [1] (0:12.31)	1.22L	0:34.19	+4
3	15	WEBS Nathan Thomas	16	69.9 600m	0:10.26 800m	0:56.89 [3] (0:13.01)	0:43.88 [6] (0:10.26)	0:33.62 [5] (0:10.81)	0:22.81 [5] (0:11.11)	0:11.70 [5] (0:11.70)	1.43L	0:33.62	+7
4	18	LADY DE VEGA Justin Stanley	3	70.6 Overall	0:10.09 800m	0:56.94 [4] (0:12.75)	0:44.19 [3] (0:10.09)	0:34.10 [3] (0:10.71)	0:23.39 [3] (0:11.36)	0:12.03 [4] (0:12.03)	1.72L	0:34.10	+6
5	13	SUGAR QUEEN Chelsea Jokic	4	69.6 Overall	0:10.63 800m	0:57.19 [5] (0:12.94)	0:44.25 [5] (0:10.63)	0:33.62 [8] (0:10.73)	0:22.89 [7] (0:11.04)	0:11.85 [6] (0:11.85)	3.19L	0:33.62	+4
6	6	THE GENERAL TALKS Melea Castle	6	69.1 600m	0:10.32 800m	0:57.23 [6] (0:13.42)	0:43.81 [11] (0:10.32)	0:33.49 [10] (0:10.84)	0:22.65 [9] (0:11.11)	0:11.54 [8] (0:11.54)	3.41L	0:33.49	+3
7	5	LAKE VARNA Ron Stewart	11	70.9 800m	0:10.03 800m	0:57.30 [7] (0:12.86)	0:44.44 [4] (0:10.03)	0:34.41 [4] (0:10.74)	0:23.67 [4] (0:11.27)	0:12.40 [3] (0:12.40)	3.85L	0:34.41	+7
8	19	GABBY'S READY Warwick Satherley	14	69.1 800m	0:10.26 800m	0:57.60 [8] (0:13.29)	0:44.31 [8] (0:10.26)	0:34.05 [7] (0:10.82)	0:23.23 [8] (0:11.27)	0:11.96 [7] (0:11.96)	5.61L	0:34.05	+5
9	12	MISSYPIE Chris Whiteley	9	71.0 600m	0:10.37 800m	0:57.71 [9] (0:13.60)	0:44.11 [13] (0:10.37)	0:33.74 [12] (0:10.69)	0:23.05 [11] (0:11.22)	0:11.83 [10] (0:11.83)	6.25L	0:33.74	+3
10	17	HEROIC NIC Scott Sheargold	2	70.9 800m	0:10.33 800m	0:58.10 [10] (0:13.41)	0:44.69 [10] (0:10.33)	0:34.36 [9] (0:10.85)	0:23.51 [10] (0:11.45)	0:12.06 [11] (0:12.06)	8.57L	0:34.36	+1

Scratched: Catmiss (#14), Forgetaboutit (#3), Moscow City (#4), Superonic (#7), Power Of Katie (#10), Teleki (#16)

[] Ranking at each section and finish
 -:-:- No data available at this section
 NA No data available
 SCN Saddle cloth number
 DNF Did not finish
 DNT Did not track



Townsville QLD Professional
Race 2: EXPLORE PROPERTY MUNRO & CO QTIS Two-Year-Old and
Three-Year-Old Maiden Handicap - 1000m
28 July 2024 - 13:12



Track Rating: Soft 5, Weather: Fine, Rail Position: True

Section		Overall	800m	600m	400m	200m	Last 600m					
Field Times		0:56.64 (0:12.66)	0:43.98 (0:10.00)	0:33.98 (0:10.62)	0:23.36 (0:11.26)	0:12.10 (0:12.10)	0:33.98					
Rank	TAB Horse/Jockey	Barrier	Top Speed [km/h]	Fastest Section	Margin					Distance Travelled [m]		
11	9 MYSTERIOUS BAY Pietro Romeo	15	70.2 800m	0:10.65 800m	0:58.12 [11] (0:13.49)	0:44.63 [12] (0:10.65)	0:33.98 [13] (0:11.10)	0:22.88 [13] (0:11.05)	0:11.83 [12] (0:11.83)	8.71L	0:33.98	+9
12	1 TINDER SWINDLER Masayuki Abe	10	70.9 600m	0:10.54 800m	0:58.33 [12] (0:13.34)	0:44.99 [9] (0:10.54)	0:34.45 [11] (0:11.26)	0:23.19 [12] (0:11.40)	0:11.79 [13] (0:11.79)	9.91L	0:34.45	+12
13	11 RAZOR'S MAGIC Tyler Leslight	5	70.3 600m	0:10.26 800m	0:58.44 [13] (0:13.11)	0:45.33 [7] (0:10.26)	0:35.07 [6] (0:10.89)	0:24.18 [6] (0:11.52)	0:12.66 [9] (0:12.66)	10.57L	0:35.07	+0

Scratched: Catmiss (#14), Forgetaboutit (#3), Moscow City (#4), Superonic (#7), Power Of Katie (#10), Teleki (#16)

[] Ranking at each section and finish
 -:-:- No data available at this section
 NA No data available

SCN Saddle cloth number
 DNF Did not finish
 DNT Did not track



Horse/Jockey Name	Cosmic Atom
Final Rank	1
Fastest Section Time (Section)	0:10.07 (800m)
Top Speed [km/h] (Section)	70.2 (600m)
Race State	Finished



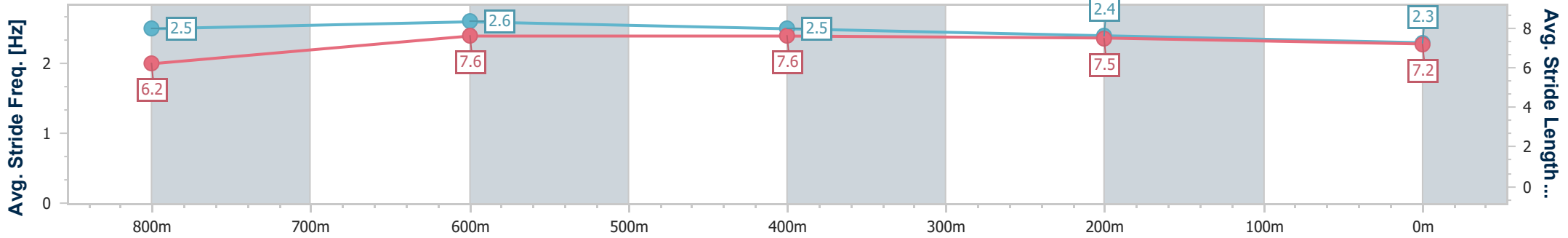
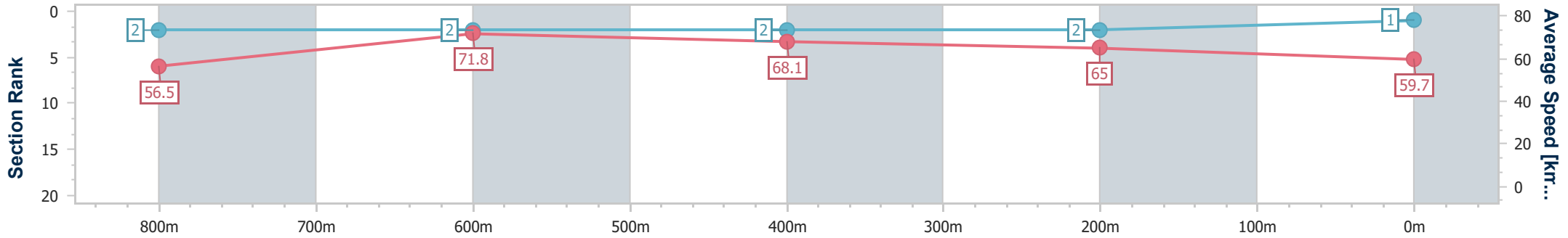
Townsville QLD Professional
 Race 2: EXPLORE PROPERTY MUNRO & CO QTIS Two-Year-Old and Three-Year-Old Maiden Handicap - 1000m

28 July 2024 - 13:12

Track Rating: Soft 5, Weather: Fine, Rail Position: True



Section	Overall	800m	600m	400m	200m
Section Times	0:56.64 [1] (0:12.73)	0:43.91 [2] (0:10.07)	0:33.84 [2] (0:10.63)	0:23.21 [2] (0:11.14)	0:12.07 [2] (0:12.07)
Average Speed [km/h]	56.5	71.8	68.1	65.0	59.7
Top Speed [km/h]	69.5	69.5	70.2	66.6	63.5
Avg. Dist. to Rail [m]	2.7	0.7	1.3	3.4	5.2
Avg. Stride Freq. [Hz]	2.5	2.6	2.5	2.4	2.3
Avg. Stride Length [m]	6.2	7.6	7.6	7.5	7.2



- [] Ranking at each section and finish
- .-.- No data available at this section
- NA No data available



Horse/Jockey Name	Magic Intent
Final Rank	2
Fastest Section Time (Section)	0:10.00 (800m)
Top Speed [km/h] (Section)	71.3 (800m)
Race State	Finished



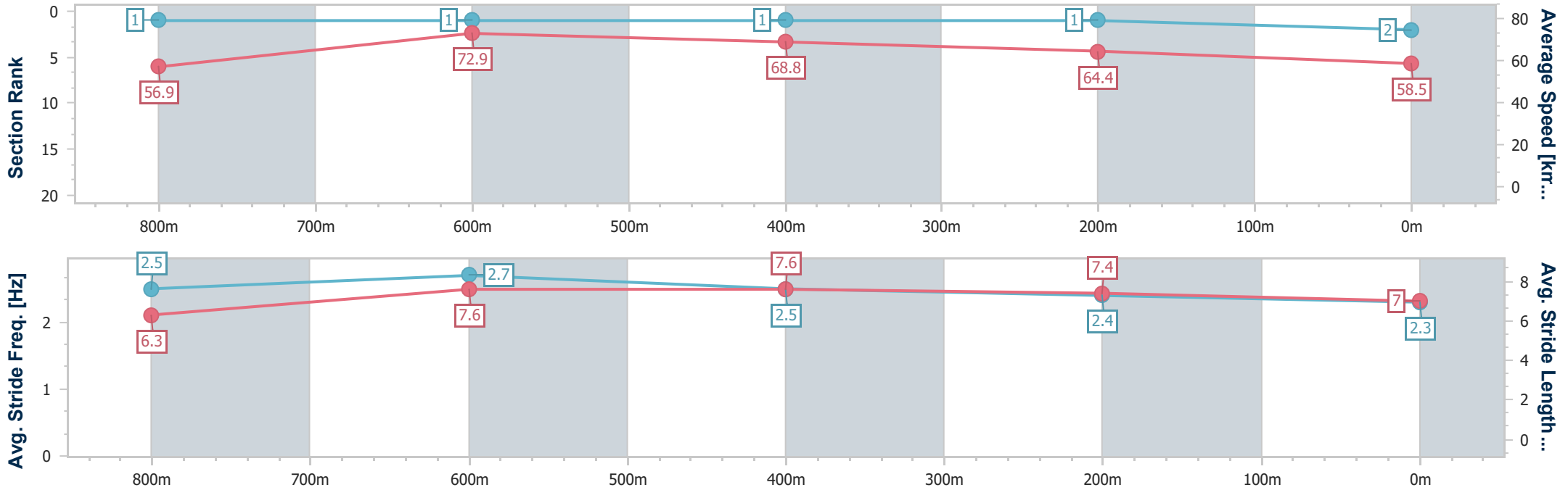
Townsville QLD Professional
 Race 2: EXPLORE PROPERTY MUNRO & CO QTIS Two-Year-Old and Three-Year-Old Maiden Handicap - 1000m



28 July 2024 - 13:12

Track Rating: Soft 5, Weather: Fine, Rail Position: True

Section	Overall	800m	600m	400m	200m
Section Times	0:56.85 [2] (0:12.66)	0:44.19 [1] (0:10.00)	0:34.19 [1] (0:10.62)	0:23.57 [1] (0:11.26)	0:12.31 [1] (0:12.31)
Average Speed [km/h]	56.9	72.9	68.8	64.4	58.5
Top Speed [km/h]	70.6	71.3	68.8	66.3	62.3
Avg. Dist. to Rail [m]	11.0	3.7	2.8	3.2	3.3
Avg. Stride Freq. [Hz]	2.5	2.7	2.5	2.4	2.3
Avg. Stride Length [m]	6.3	7.6	7.6	7.4	7.0



- [] Ranking at each section and finish
- .-.- No data available at this section
- NA No data available



Horse/Jockey Name	Webs
Final Rank	3
Fastest Section Time (Section)	0:10.26 (800m)
Top Speed [km/h] (Section)	69.9 (600m)
Race State	Finished



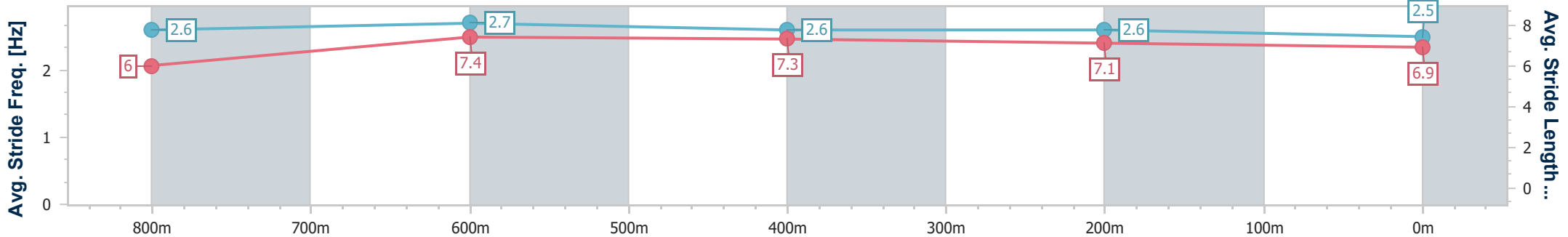
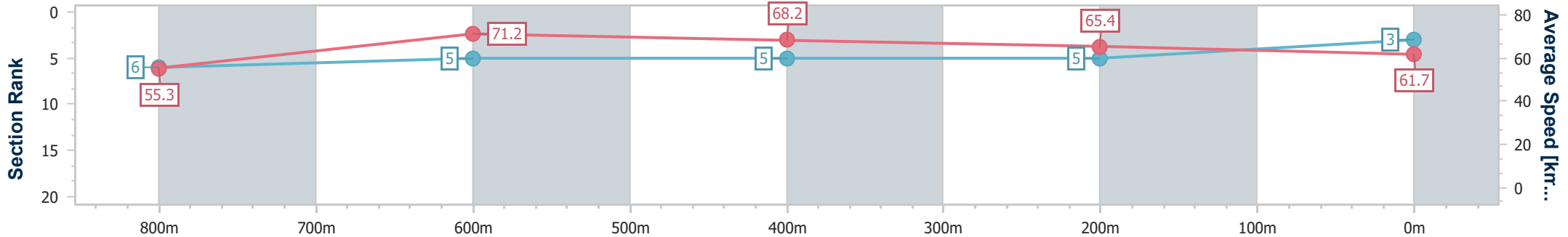
Townsville QLD Professional
 Race 2: EXPLORE PROPERTY MUNRO & CO QTIS Two-Year-Old and Three-Year-Old Maiden Handicap - 1000m



28 July 2024 - 13:12

Track Rating: Soft 5, Weather: Fine, Rail Position: True

Section	Overall	800m	600m	400m	200m
Section Times	0:56.89 [3] (0:13.01)	0:43.88 [6] (0:10.26)	0:33.62 [5] (0:10.81)	0:22.81 [5] (0:11.11)	0:11.70 [5] (0:11.70)
Average Speed [km/h]	55.3	71.2	68.2	65.4	61.7
Top Speed [km/h]	68.4	69.1	69.9	67.7	64.7
Avg. Dist. to Rail [m]	13.3	3.7	4.8	6.0	7.2
Avg. Stride Freq. [Hz]	2.6	2.7	2.6	2.6	2.5
Avg. Stride Length [m]	6.0	7.4	7.3	7.1	6.9



- [] Ranking at each section and finish
- .-.- No data available at this section
- NA No data available



Horse/Jockey Name	Lady De Vega
Final Rank	4
Fastest Section Time (Section)	0:10.09 (800m)
Top Speed [km/h] (Section)	70.6 (Overall)
Race State	Finished



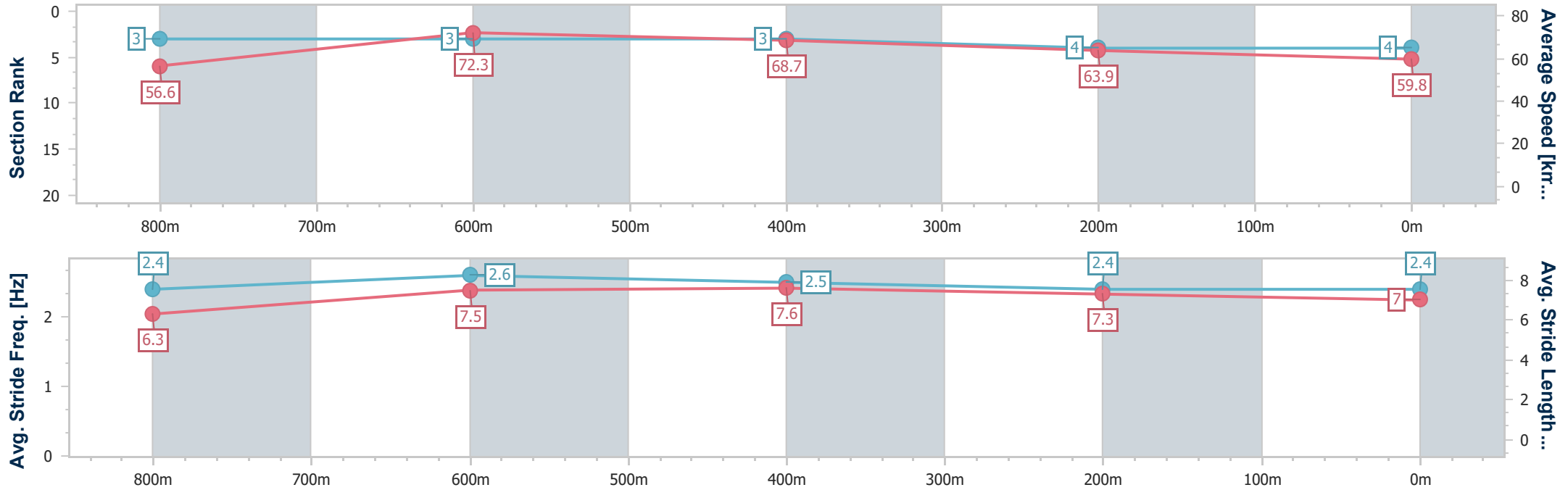
Townsville QLD Professional
 Race 2: EXPLORE PROPERTY MUNRO & CO QTIS Two-Year-Old and Three-Year-Old Maiden Handicap - 1000m

28 July 2024 - 13:12

Track Rating: Soft 5, Weather: Fine, Rail Position: True



Section	Overall	800m	600m	400m	200m
Section Times	0:56.94 [4] (0:12.75)	0:44.19 [3] (0:10.09)	0:34.10 [3] (0:10.71)	0:23.39 [3] (0:11.36)	0:12.03 [4] (0:12.03)
Average Speed [km/h]	56.6	72.3	68.7	63.9	59.8
Top Speed [km/h]	70.6	70.6	68.4	65.8	63.3
Avg. Dist. to Rail [m]	7.5	3.7	4.2	4.1	4.9
Avg. Stride Freq. [Hz]	2.4	2.6	2.5	2.4	2.4
Avg. Stride Length [m]	6.3	7.5	7.6	7.3	7.0



- [] Ranking at each section and finish
- .-.- No data available at this section
- NA No data available



Horse/Jockey Name	Sugar Queen
Final Rank	5
Fastest Section Time (Section)	0:10.63 (800m)
Top Speed [km/h] (Section)	69.6 (Overall)
Race State	Finished



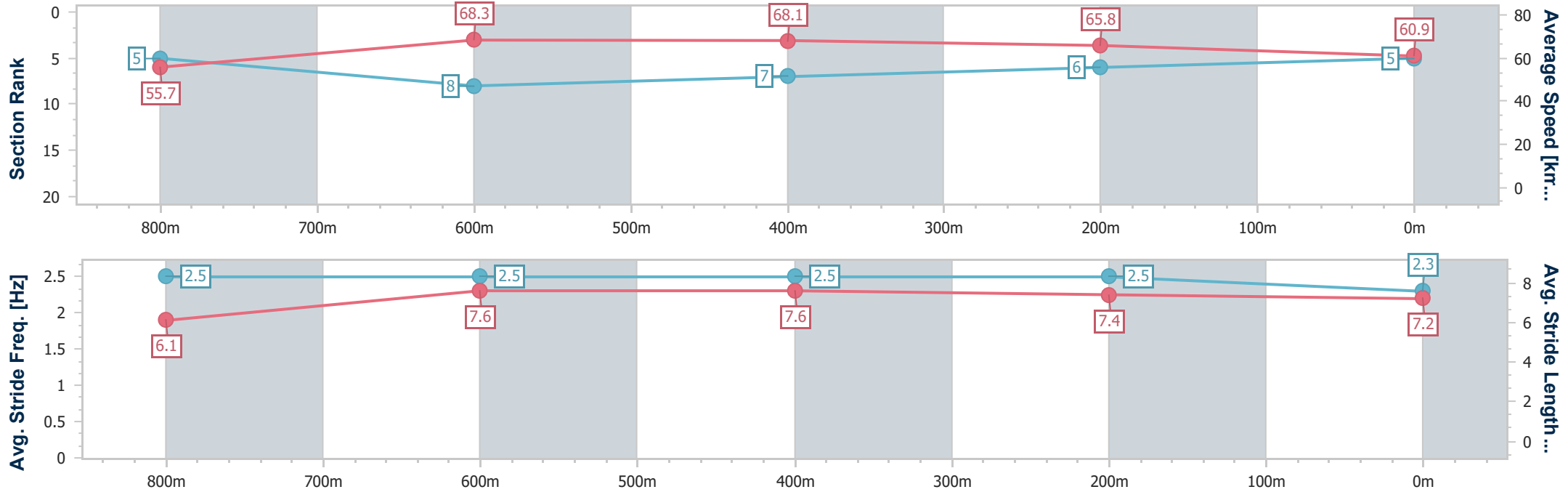
Townsville QLD Professional
 Race 2: EXPLORE PROPERTY MUNRO & CO QTIS Two-Year-Old and Three-Year-Old Maiden Handicap - 1000m



28 July 2024 - 13:12

Track Rating: Soft 5, Weather: Fine, Rail Position: True

Section	Overall	800m	600m	400m	200m
Section Times	0:57.19 [5] (0:12.94)	0:44.25 [5] (0:10.63)	0:33.62 [8] (0:10.73)	0:22.89 [7] (0:11.04)	0:11.85 [6] (0:11.85)
Average Speed [km/h]	55.7	68.3	68.1	65.8	60.9
Top Speed [km/h]	69.6	69.0	68.7	68.5	63.9
Avg. Dist. to Rail [m]	6.3	1.8	2.9	7.5	11.3
Avg. Stride Freq. [Hz]	2.5	2.5	2.5	2.5	2.3
Avg. Stride Length [m]	6.1	7.6	7.6	7.4	7.2



- [] Ranking at each section and finish
- .-.- No data available at this section
- NA No data available



Horse/Jockey Name	The General Talks
Final Rank	6
Fastest Section Time (Section)	0:10.32 (800m)
Top Speed [km/h] (Section)	69.1 (600m)
Race State	Finished



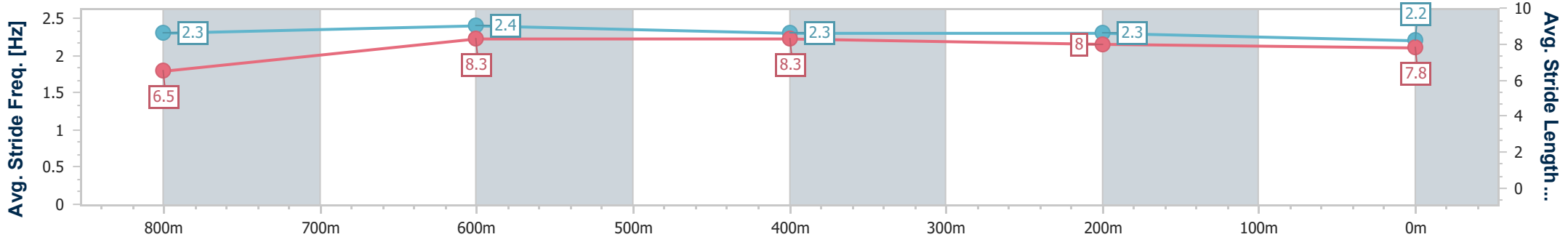
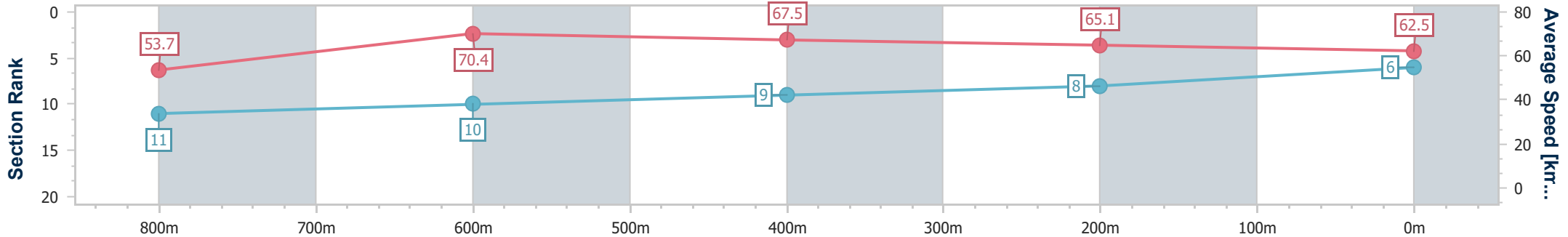
Townsville QLD Professional
 Race 2: EXPLORE PROPERTY MUNRO & CO QTIS Two-Year-Old and Three-Year-Old Maiden Handicap - 1000m

28 July 2024 - 13:12

Track Rating: Soft 5, Weather: Fine, Rail Position: True



Section	Overall	800m	600m	400m	200m
Section Times	0:57.23 [6] (0:13.42)	0:43.81 [11] (0:10.32)	0:33.49 [10] (0:10.84)	0:22.65 [9] (0:11.11)	0:11.54 [8] (0:11.54)
Average Speed [km/h]	53.7	70.4	67.5	65.1	62.5
Top Speed [km/h]	67.7	68.8	69.1	66.6	65.0
Avg. Dist. to Rail [m]	7.8	2.7	3.0	3.7	6.7
Avg. Stride Freq. [Hz]	2.3	2.4	2.3	2.3	2.2
Avg. Stride Length [m]	6.5	8.3	8.3	8.0	7.8



- [] Ranking at each section and finish
- .-.- No data available at this section
- NA No data available



Horse/Jockey Name	Lake Varna
Final Rank	7
Fastest Section Time (Section)	0:10.03 (800m)
Top Speed [km/h] (Section)	70.9 (800m)
Race State	Finished



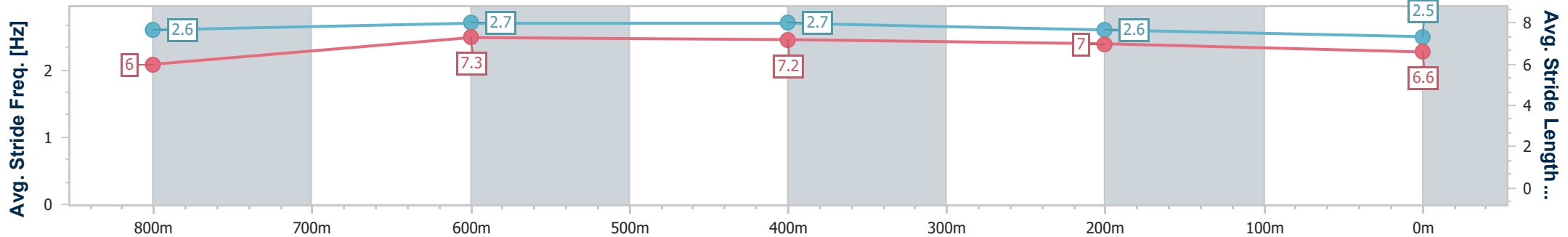
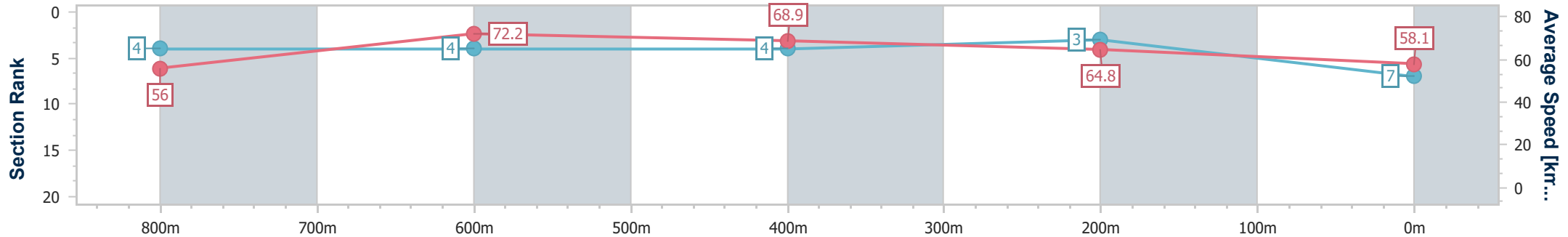
Townsville QLD Professional
 Race 2: EXPLORE PROPERTY MUNRO & CO QTIS Two-Year-Old and Three-Year-Old Maiden Handicap - 1000m

28 July 2024 - 13:12

Track Rating: Soft 5, Weather: Fine, Rail Position: True



Section	Overall	800m	600m	400m	200m
Section Times	0:57.30 [7] (0:12.86)	0:44.44 [4] (0:10.03)	0:34.41 [4] (0:10.74)	0:23.67 [4] (0:11.27)	0:12.40 [3] (0:12.40)
Average Speed [km/h]	56.0	72.2	68.9	64.8	58.1
Top Speed [km/h]	67.0	70.9	70.6	66.9	61.4
Avg. Dist. to Rail [m]	8.4	2.1	5.4	7.9	9.3
Avg. Stride Freq. [Hz]	2.6	2.7	2.7	2.6	2.5
Avg. Stride Length [m]	6.0	7.3	7.2	7.0	6.6



- [] Ranking at each section and finish
- .-.- No data available at this section
- NA No data available



Horse/Jockey Name	Gabby's Ready
Final Rank	8
Fastest Section Time (Section)	0:10.26 (800m)
Top Speed [km/h] (Section)	69.1 (800m)
Race State	Finished



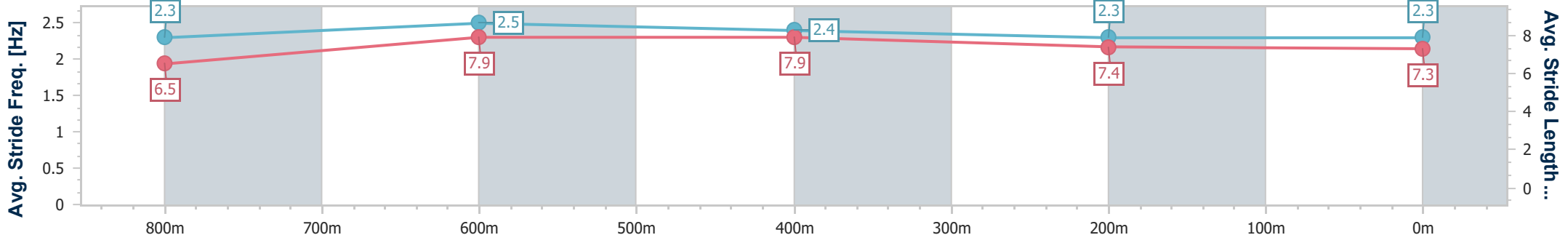
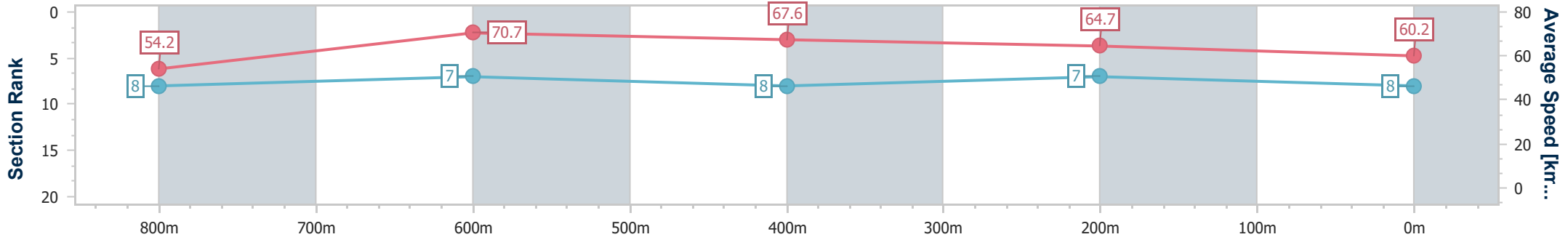
Townsville QLD Professional
 Race 2: EXPLORE PROPERTY MUNRO & CO QTIS Two-Year-Old and Three-Year-Old Maiden Handicap - 1000m

28 July 2024 - 13:12

Track Rating: Soft 5, Weather: Fine, Rail Position: True



Section	Overall	800m	600m	400m	200m
Section Times	0:57.60 [8] (0:13.29)	0:44.31 [8] (0:10.26)	0:34.05 [7] (0:10.82)	0:23.23 [8] (0:11.27)	0:11.96 [7] (0:11.96)
Average Speed [km/h]	54.2	70.7	67.6	64.7	60.2
Top Speed [km/h]	65.5	69.1	67.0	65.4	63.9
Avg. Dist. to Rail [m]	10.4	2.2	3.7	6.6	9.4
Avg. Stride Freq. [Hz]	2.3	2.5	2.4	2.3	2.3
Avg. Stride Length [m]	6.5	7.9	7.9	7.4	7.3



- [] Ranking at each section and finish
- .-.- No data available at this section
- NA No data available



Horse/Jockey Name	Missypie
Final Rank	9
Fastest Section Time (Section)	0:10.37 (800m)
Top Speed [km/h] (Section)	71.0 (600m)
Race State	Finished



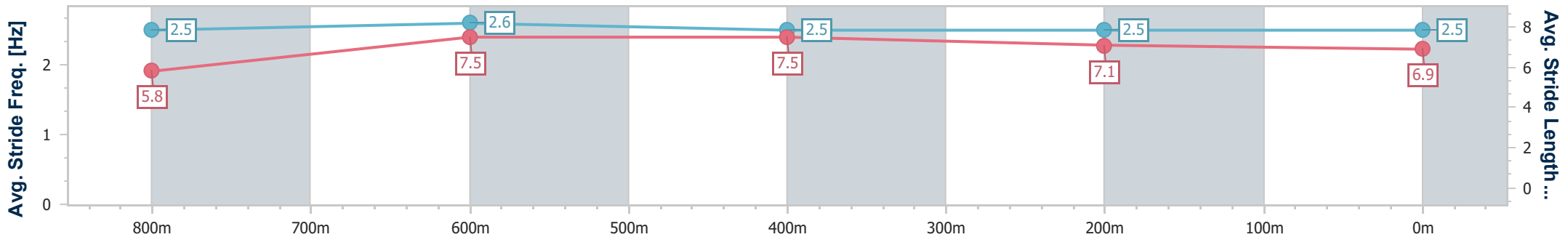
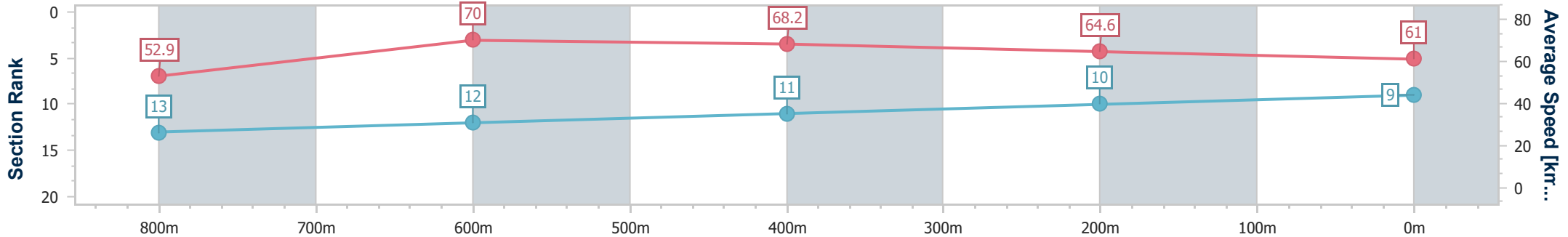
Townsville QLD Professional
 Race 2: EXPLORE PROPERTY MUNRO & CO QTIS Two-Year-Old and Three-Year-Old Maiden Handicap - 1000m



28 July 2024 - 13:12

Track Rating: Soft 5, Weather: Fine, Rail Position: True

Section	Overall	800m	600m	400m	200m
Section Times	0:57.71 [9] (0:13.60)	0:44.11 [13] (0:10.37)	0:33.74 [12] (0:10.69)	0:23.05 [11] (0:11.22)	0:11.83 [10] (0:11.83)
Average Speed [km/h]	52.9	70.0	68.2	64.6	61.0
Top Speed [km/h]	67.0	70.9	71.0	65.5	64.0
Avg. Dist. to Rail [m]	9.5	2.3	2.8	5.3	11.1
Avg. Stride Freq. [Hz]	2.5	2.6	2.5	2.5	2.5
Avg. Stride Length [m]	5.8	7.5	7.5	7.1	6.9



- [] Ranking at each section and finish
- .-.- No data available at this section
- NA No data available



Horse/Jockey Name	Heroic Nic
Final Rank	10
Fastest Section Time (Section)	0:10.33 (800m)
Top Speed [km/h] (Section)	70.9 (800m)
Race State	Finished



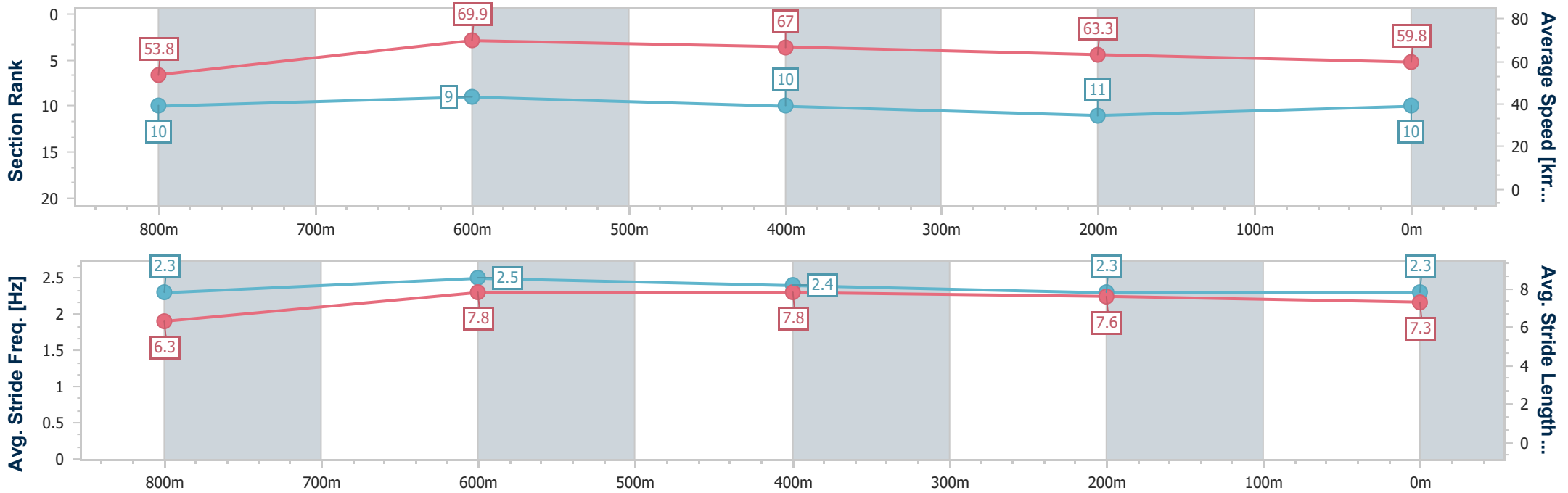
Townsville QLD Professional
 Race 2: EXPLORE PROPERTY MUNRO & CO QTIS Two-Year-Old and Three-Year-Old Maiden Handicap - 1000m



28 July 2024 - 13:12

Track Rating: Soft 5, Weather: Fine, Rail Position: True

Section	Overall	800m	600m	400m	200m
Section Times	0:58.10 [10] (0:13.41)	0:44.69 [10] (0:10.33)	0:34.36 [9] (0:10.85)	0:23.51 [10] (0:11.45)	0:12.06 [11] (0:12.06)
Average Speed [km/h]	53.8	69.9	67.0	63.3	59.8
Top Speed [km/h]	70.4	70.9	68.5	65.3	62.2
Avg. Dist. to Rail [m]	5.5	0.6	2.0	3.8	5.7
Avg. Stride Freq. [Hz]	2.3	2.5	2.4	2.3	2.3
Avg. Stride Length [m]	6.3	7.8	7.8	7.6	7.3



- [] Ranking at each section and finish
- .-.- No data available at this section
- NA No data available



Horse/Jockey Name	Mysterious Bay
Final Rank	11
Fastest Section Time (Section)	0:10.65 (800m)
Top Speed [km/h] (Section)	70.2 (800m)
Race State	Finished



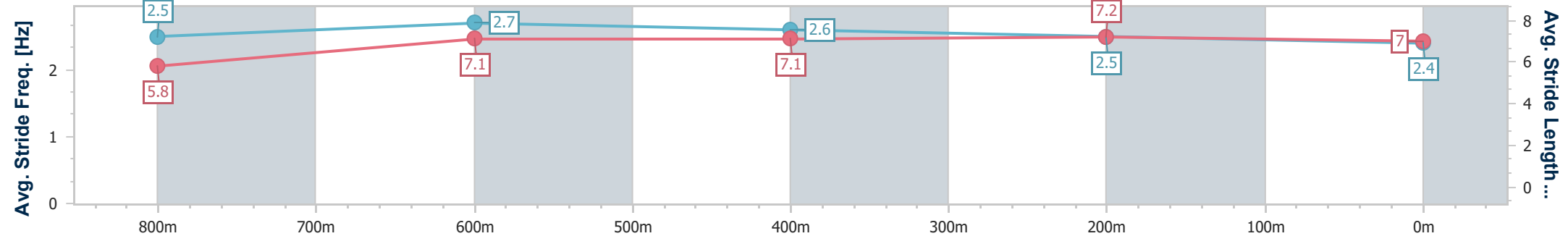
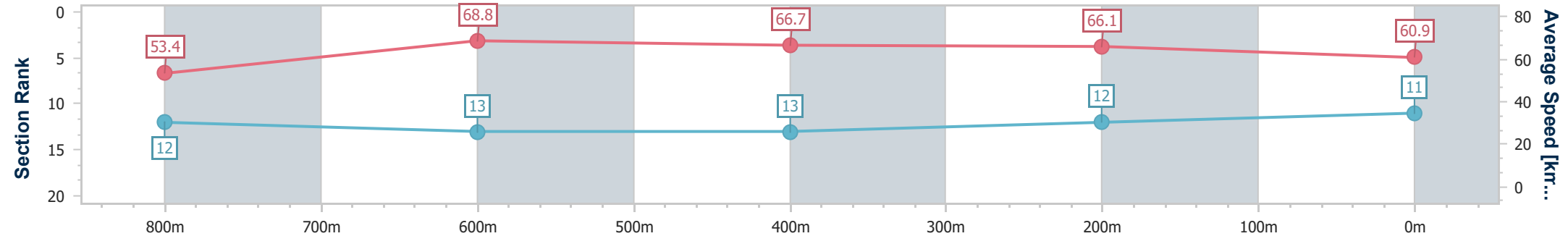
Townsville QLD Professional
 Race 2: EXPLORE PROPERTY MUNRO & CO QTIS Two-Year-Old and Three-Year-Old Maiden Handicap - 1000m



28 July 2024 - 13:12

Track Rating: Soft 5, Weather: Fine, Rail Position: True

Section	Overall	800m	600m	400m	200m
Section Times	0:58.12 [11] (0:13.49)	0:44.63 [12] (0:10.65)	0:33.98 [13] (0:11.10)	0:22.88 [13] (0:11.05)	0:11.83 [12] (0:11.83)
Average Speed [km/h]	53.4	68.8	66.7	66.1	60.9
Top Speed [km/h]	66.2	70.2	68.4	67.5	64.8
Avg. Dist. to Rail [m]	12.3	4.8	5.3	8.3	11.4
Avg. Stride Freq. [Hz]	2.5	2.7	2.6	2.5	2.4
Avg. Stride Length [m]	5.8	7.1	7.1	7.2	7.0



- [] Ranking at each section and finish
- .-.- No data available at this section
- NA No data available



Horse/Jockey Name	Tinder Swindler
Final Rank	12
Fastest Section Time (Section)	0:10.54 (800m)
Top Speed [km/h] (Section)	70.9 (600m)
Race State	Finished



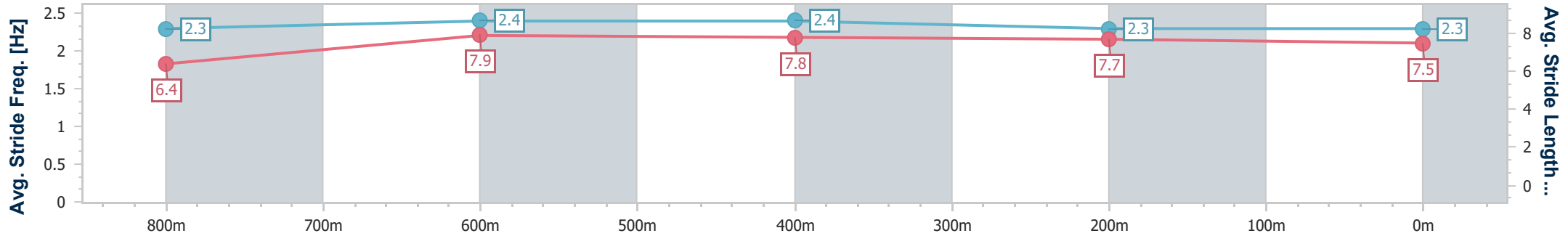
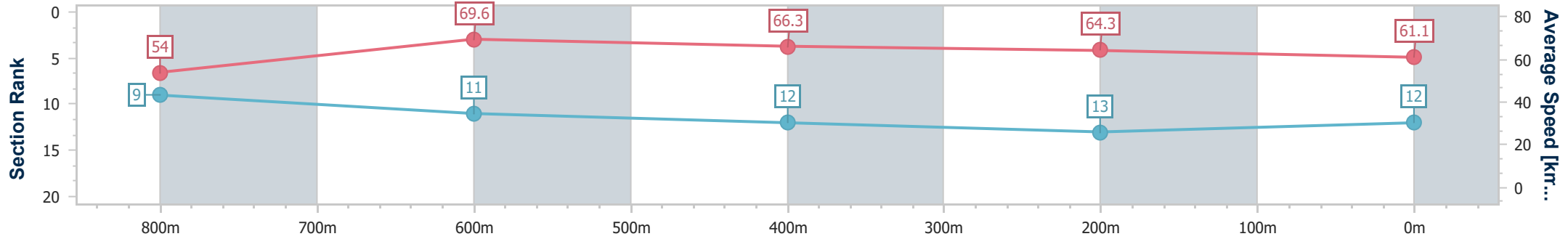
Townsville QLD Professional
 Race 2: EXPLORE PROPERTY MUNRO & CO QTIS Two-Year-Old and Three-Year-Old Maiden Handicap - 1000m

28 July 2024 - 13:12

Track Rating: Soft 5, Weather: Fine, Rail Position: True



Section	Overall	800m	600m	400m	200m
Section Times	0:58.33 [12] (0:13.34)	0:44.99 [9] (0:10.54)	0:34.45 [11] (0:11.26)	0:23.19 [12] (0:11.40)	0:11.79 [13] (0:11.79)
Average Speed [km/h]	54.0	69.6	66.3	64.3	61.1
Top Speed [km/h]	66.6	67.7	70.9	65.2	63.0
Avg. Dist. to Rail [m]	9.3	5.0	7.6	10.1	12.3
Avg. Stride Freq. [Hz]	2.3	2.4	2.4	2.3	2.3
Avg. Stride Length [m]	6.4	7.9	7.8	7.7	7.5



- [] Ranking at each section and finish
- .-.- No data available at this section
- NA No data available



Horse/Jockey Name	Razor's Magic
Final Rank	13
Fastest Section Time (Section)	0:10.26 (800m)
Top Speed [km/h] (Section)	70.3 (600m)
Race State	Finished



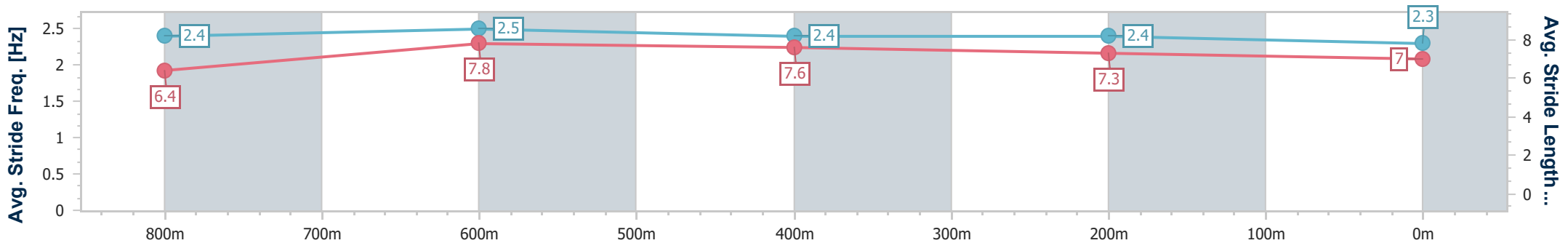
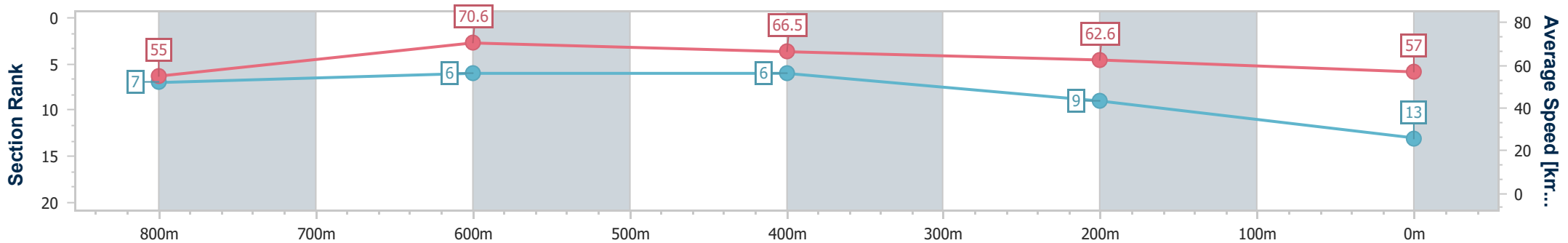
Townsville QLD Professional
 Race 2: EXPLORE PROPERTY MUNRO & CO QTIS Two-Year-Old and Three-Year-Old Maiden Handicap - 1000m

28 July 2024 - 13:12

Track Rating: Soft 5, Weather: Fine, Rail Position: True



Section	Overall	800m	600m	400m	200m
Section Times	0:58.44 [13] (0:13.11)	0:45.33 [7] (0:10.26)	0:35.07 [6] (0:10.89)	0:24.18 [6] (0:11.52)	0:12.66 [9] (0:12.66)
Average Speed [km/h]	55.0	70.6	66.5	62.6	57.0
Top Speed [km/h]	68.0	65.2	70.3	64.9	60.4
Avg. Dist. to Rail [m]	7.4	2.1	1.2	2.0	3.6
Avg. Stride Freq. [Hz]	2.4	2.5	2.4	2.4	2.3
Avg. Stride Length [m]	6.4	7.8	7.6	7.3	7.0



- [] Ranking at each section and finish
- .-.- No data available at this section
- NA No data available



Townsville QLD Professional
Race 3: LADBROKES MATES MODE RATINGS BAND 0 - 58 Handicap - 1609m
28 July 2024 - 13:51



Track Rating: Soft 5, Weather: Fine, Rail Position: True

Section		Overall	1400m	1200m	1000m	800m	600m	400m	Last 600m				
Field Times		1:35.80 (0:14.17)	1:21.63 (0:11.04)	1:10.59 (0:11.71)	0:58.88 (0:11.99)	0:46.89 (0:11.83)	0:35.06 (0:11.52)	0:23.54 (0:11.52)	0:35.06				
Rank	TAB Horse/Jockey	Barrier	Top Speed [km/h]	Fastest Section									Distance Travelled [m]
1	8 CITY PLAYBOY Ryan Wiggins	1	64.8 1400m	0:11.27 1400m	1:35.80 [1] (0:14.17)	1:21.63 [1] (0:11.27)	1:10.36 [3] (0:11.78)	0:58.58 [2] (0:11.89)	0:46.69 [2] (0:11.74)	0:34.95 [2] (0:11.41)	0:23.54 [1] (0:11.52)	0:34.95	
2	4 KEFALONIA Scott Sheargold	12	66.3 1400m	0:11.18 1400m	1:35.93 [2] (0:14.23)	1:21.70 [2] (0:11.18)	1:10.52 [2] (0:11.81)	0:58.71 [3] (0:11.98)	0:46.73 [3] (0:11.84)	0:34.89 [3] (0:11.38)	0:23.51 [3] (0:11.43)	0:34.89	+6
3	2 MISSION HOUSE Jackson Murphy	16	68.6 1400m	0:11.28 1400m	1:36.07 [3] (0:14.58)	1:21.49 [6] (0:11.28)	1:10.21 [6] (0:11.84)	0:58.37 [6] (0:12.01)	0:46.36 [6] (0:11.54)	0:34.82 [5] (0:11.42)	0:23.40 [4] (0:11.46)	0:34.82	+8
4	6 BETTA AL Ron Stewart	2	64.5 Overall	0:11.32 1400m	1:36.13 [4] (0:14.45)	1:21.68 [5] (0:11.32)	1:10.36 [5] (0:11.81)	0:58.55 [4] (0:11.82)	0:46.73 [4] (0:11.71)	0:35.02 [4] (0:11.57)	0:23.45 [5] (0:11.44)	0:35.02	+0
5	5 ZOUHOPE Tyler Leslight	11	65.9 800m	0:11.19 800m	1:36.15 [5] (0:15.26)	1:20.89 [12] (0:11.42)	1:09.47 [12] (0:11.87)	0:57.60 [11] (0:11.94)	0:45.66 [11] (0:11.19)	0:34.47 [11] (0:11.40)	0:23.07 [10] (0:11.38)	0:34.47	+9
6	13 LITTLE RED PEPPER Nathan Thomas	9	65.0 600m	0:11.40 1400m	1:36.23 [6] (0:14.31)	1:21.92 [4] (0:11.40)	1:10.52 [4] (0:11.88)	0:58.64 [5] (0:11.95)	0:46.69 [5] (0:11.71)	0:34.98 [6] (0:11.49)	0:23.49 [7] (0:11.44)	0:34.98	+2
7	10 MCNAIR Lacey Morrison	10	66.2 800m	0:11.21 800m	1:36.25 [7] (0:15.03)	1:21.22 [10] (0:11.39)	1:09.83 [10] (0:11.92)	0:57.91 [10] (0:11.95)	0:45.96 [10] (0:11.21)	0:34.75 [9] (0:11.27)	0:23.48 [8] (0:11.37)	0:34.75	+3
7	14 PLUCKERCARN Isabella Teh	7	67.7 400m	0:11.14 400m	1:36.25 [7] (0:15.37)	1:20.88 [13] (0:11.55)	1:09.33 [13] (0:12.00)	0:57.33 [13] (0:11.94)	0:45.39 [13] (0:11.15)	0:34.24 [13] (0:11.32)	0:22.92 [12] (0:11.14)	0:34.24	+9
9	12 IT'S BEEN A TREK Graham Kliese	8	64.7 1400m	0:11.45 1400m	1:36.50 [9] (0:14.65)	1:21.85 [7] (0:11.45)	1:10.40 [7] (0:11.85)	0:58.55 [7] (0:11.78)	0:46.77 [7] (0:11.59)	0:35.18 [8] (0:11.63)	0:23.55 [9] (0:11.50)	0:35.18	+1
10	15 VOLARCHI Samantha Collett	5	64.8 800m	0:11.38 400m	1:36.57 [10] (0:14.84)	1:21.73 [8] (0:11.53)	1:10.20 [9] (0:11.94)	0:58.26 [9] (0:11.89)	0:46.37 [9] (0:11.41)	0:34.96 [10] (0:11.63)	0:23.33 [11] (0:11.38)	0:34.96	-1

Scratched: Central Park (#3), Ishoththedeputy (#7), Linda's Magic (#9)

[] Ranking at each section and finish
 -:-:- No data available at this section
 NA No data available
 SCN Saddle cloth number
 DNF Did not finish
 DNT Did not track



Townsville QLD Professional

Race 3: LADBROKES MATES MODE RATINGS BAND 0 - 58 Handicap - 1609m

28 July 2024 - 13:51



Track Rating: Soft 5, Weather: Fine, Rail Position: True

Section	Overall	1400m	1200m	1000m	800m	600m	400m	Last 600m						
Field Times	1:35.80 (0:14.17)	1:21.63 (0:11.04)	1:10.59 (0:11.71)	0:58.88 (0:11.99)	0:46.89 (0:11.83)	0:35.06 (0:11.52)	0:23.54 (0:11.52)	0:35.06						
Rank	TAB	Horse/Jockey	Barrier	Top Speed [km/h]	Fastest Section								Distance Travelled [m]	
11	11	FLAMENCO ROSE Chelsea Jokic	3	65.8 800m	0:11.26 800m	1:36.73 [11] (0:15.05)	1:21.68 [11] (0:11.62)	1:10.06 [11] (0:12.01)	0:58.05 [12] (0:11.97)	0:46.08 [12] (0:11.26)	0:34.82 [12] (0:11.45)	0:23.37 [13] (0:11.31)	0:34.82	+2
12	1	EDIFICATION Gabrielle Semmens	14	65.3 400m	0:11.38 1400m	1:36.75 [12] (0:14.85)	1:21.90 [9] (0:11.38)	1:10.52 [8] (0:11.73)	0:58.79 [8] (0:11.93)	0:46.86 [8] (0:11.39)	0:35.47 [7] (0:11.45)	0:24.02 [6] (0:11.65)	0:35.47	+6
13	16	KEEP ON RUNNING Melea Castle	13	67.6 1400m	0:10.93 1400m	1:36.93 [13] (0:14.28)	1:22.65 [3] (0:10.93)	1:11.72 [1] (0:11.71)	1:00.01 [1] (0:11.99)	0:48.02 [1] (0:11.83)	0:36.19 [1] (0:11.55)	0:24.64 [2] (0:11.88)	0:36.19	+3

Scratched: Central Park (#3), Ishotthedeputy (#7), Linda's Magic (#9)

[] Ranking at each section and finish
 -:-:- No data available at this section
 NA No data available

SCN Saddle cloth number
 DNF Did not finish
 DNT Did not track



Townsville QLD Professional

Race 3: LADBROKES MATES MODE RATINGS BAND 0 - 58 Handicap - 1609m

28 July 2024 - 13:51



Track Rating: Soft 5, Weather: Fine, Rail Position: True

Section				200m				Last 600m	
Field Times				0:12.02 (0:12.02)				0:35.06	
Rank	TAB	Horse/Jockey	Barrier	Top Speed [km/h]	Fastest Section	Margin			Distance Travelled [m]
1	8	CITY PLAYBOY Ryan Wiggins	1	64.8 1400m	0:11.27 1400m	0:12.02 [1] (0:12.02)	1:35.80		0:34.95
2	4	KEFALONIA Scott Sheargold	12	66.3 1400m	0:11.18 1400m	0:12.08 [2] (0:12.08)	0.79L		0:34.89 +6
3	2	MISSION HOUSE Jackson Murphy	16	68.6 1400m	0:11.28 1400m	0:11.94 [4] (0:11.94)	1.59L		0:34.82 +8
4	6	BETTA AL Ron Stewart	2	64.5 Overall	0:11.32 1400m	0:12.01 [3] (0:12.01)	1.94L		0:35.02 +0
5	5	ZOUHOPE Tyler Leslight	11	65.9 800m	0:11.19 800m	0:11.69 [10] (0:11.69)	2.07L		0:34.47 +9
6	13	LITTLE RED PEPPER Nathan Thomas	9	65.0 600m	0:11.40 1400m	0:12.05 [7] (0:12.05)	2.51L		0:34.98 +2
7	10	MCNAIR Lacey Morrison	10	66.2 800m	0:11.21 800m	0:12.11 [5] (0:12.11)	2.63L		0:34.75 +3
7	14	PLUCKERCARN Isabella Teh	7	67.7 400m	0:11.14 400m	0:11.78 [11] (0:11.78)	2.63L		0:34.24 +9
9	12	IT'S BEEN A TREK Graham Kliese	8	64.7 1400m	0:11.45 1400m	0:12.05 [9] (0:12.05)	4.09L		0:35.18 +1
10	15	VOLARCHI Samantha Collett	5	64.8 800m	0:11.38 400m	0:11.95 [12] (0:11.95)	4.51L		0:34.96 -1

Scratched: Central Park (#3), Ishotthedeputy (#7), Linda's Magic (#9)

Report Created: Sun 28 July 2024 14:19 GMT+10 (Note: Timing is based on position data)

Page 3/17

[] Ranking at each section and finish
 -:-:- No data available at this section
 NA No data available
 SCN Saddle cloth number
 DNF Did not finish
 DNT Did not track

data processed by TRIPLESDATA



Townsville QLD Professional
Race 3: LADBROKES MATES MODE RATINGS BAND 0 - 58 Handicap - 1609m
28 July 2024 - 13:51



Track Rating: Soft 5, Weather: Fine, Rail Position: True

Section				200m				Last 600m		
Field Times				0:12.02 (0:12.02)				0:35.06		
Rank	TAB	Horse/Jockey	Barrier	Top Speed [km/h]	Fastest Section	Margin			Distance Travelled [m]	
11	11	FLAMENCO ROSE	3	65.8	0:11.26	0:12.06 [13]	5.46L		0:34.82	+2
		Chelsea Jokic		800m	800m	(0:12.06)				
12	1	EDIFICATION	14	65.3	0:11.38	0:12.37 [8]	5.58L		0:35.47	+6
		Gabrielle Semmens		400m	1400m	(0:12.37)				
13	16	KEEP ON RUNNING	13	67.6	0:10.93	0:12.76 [6]	6.64L		0:36.19	+3
		Melea Castle		1400m	1400m	(0:12.76)				

Scratched: Central Park (#3), Ishotthedeputy (#7), Linda's Magic (#9)

[] Ranking at each section and finish
 -:-:-:- No data available at this section
 NA No data available

SCN Saddle cloth number
 DNF Did not finish
 DNT Did not track



Horse/Jockey Name	City Playboy
Final Rank	1
Fastest Section Time (Section)	0:11.27 (1400m)
Top Speed [km/h] (Section)	64.8 (1400m)
Race State	Finished

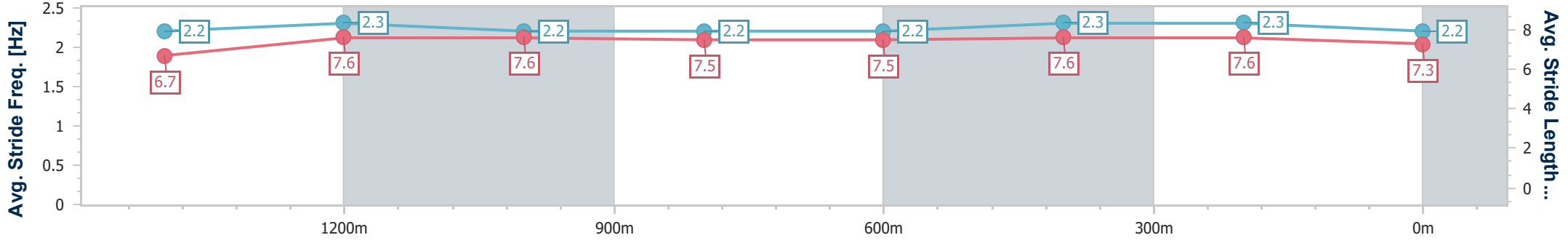
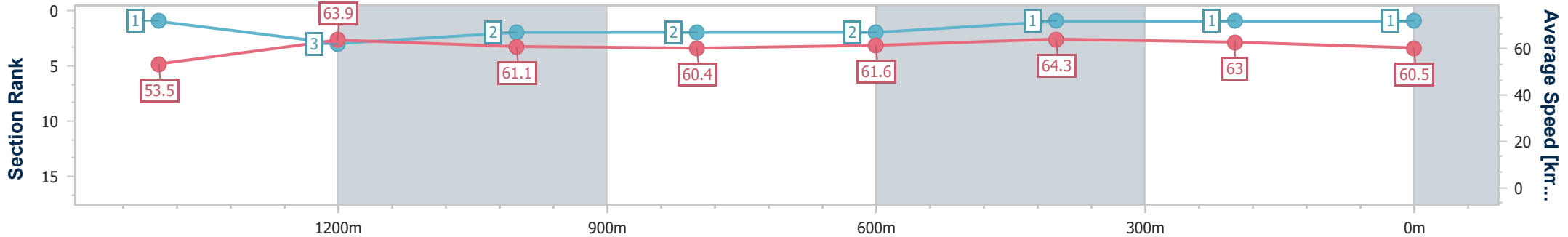


Townsville QLD Professional
 Race 3: LADBROKES MATES MODE RATINGS BAND 0 - 58
 Handicap - 1609m
 28 July 2024 - 13:51



Track Rating: Soft 5, Weather: Fine, Rail Position: True

Section	Overall	1400m	1200m	1000m	800m	600m	400m	200m
Section Times	1:35.80 [1] (0:14.17)	1:21.63 [1] (0:11.27)	1:10.36 [3] (0:11.78)	0:58.58 [2] (0:11.89)	0:46.69 [2] (0:11.74)	0:34.95 [2] (0:11.41)	0:23.54 [1] (0:11.52)	0:12.02 [1] (0:12.02)
Average Speed [km/h]	53.5	63.9	61.1	60.4	61.6	64.3	63.0	60.5
Top Speed [km/h]	64.1	64.8	63.6	62.2	62.4	64.7	64.4	62.3
Avg. Dist. to Rail [m]	4.2	0.7	0.2	0.4	1.1	3.5	4.1	5.1
Avg. Stride Freq. [Hz]	2.2	2.3	2.2	2.2	2.2	2.3	2.3	2.2
Avg. Stride Length [m]	6.7	7.6	7.6	7.5	7.5	7.6	7.6	7.3



- [] Ranking at each section and finish
- .-.- No data available at this section
- NA No data available



Horse/Jockey Name	Kefalonia
Final Rank	2
Fastest Section Time (Section)	0:11.18 (1400m)
Top Speed [km/h] (Section)	66.3 (1400m)
Race State	Finished

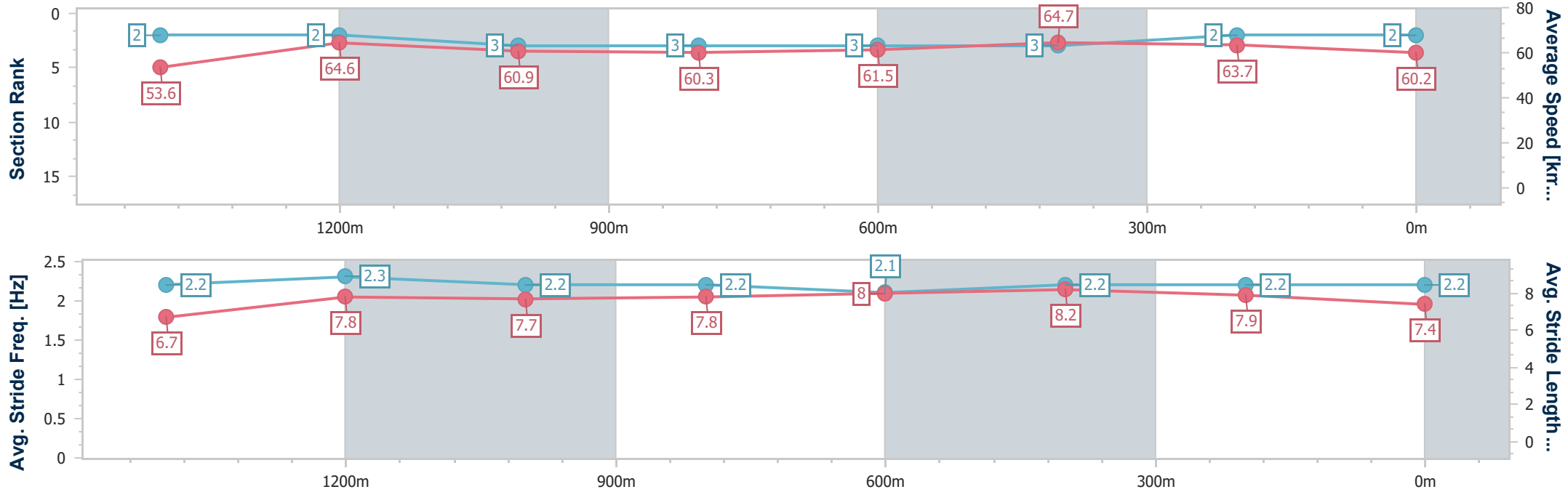


Townsville QLD Professional
 Race 3: LADBROKES MATES MODE RATINGS BAND 0 - 58
 Handicap - 1609m
 28 July 2024 - 13:51



Track Rating: Soft 5, Weather: Fine, Rail Position: True

Section	Overall	1400m	1200m	1000m	800m	600m	400m	200m
Section Times	1:35.93 [2] (0:14.23)	1:21.70 [2] (0:11.18)	1:10.52 [2] (0:11.81)	0:58.71 [3] (0:11.98)	0:46.73 [3] (0:11.84)	0:34.89 [3] (0:11.38)	0:23.51 [3] (0:11.43)	0:12.08 [2] (0:12.08)
Average Speed [km/h]	53.6	64.6	60.9	60.3	61.5	64.7	63.7	60.2
Top Speed [km/h]	65.4	66.3	63.3	62.0	62.5	65.5	65.2	62.1
Avg. Dist. to Rail [m]	8.7	0.9	0.2	0.6	2.5	4.3	6.1	6.6
Avg. Stride Freq. [Hz]	2.2	2.3	2.2	2.2	2.1	2.2	2.2	2.2
Avg. Stride Length [m]	6.7	7.8	7.7	7.8	8.0	8.2	7.9	7.4



- [] Ranking at each section and finish
- .-.- No data available at this section
- NA No data available



Horse/Jockey Name	Mission House
Final Rank	3
Fastest Section Time (Section)	0:11.28 (1400m)
Top Speed [km/h] (Section)	68.6 (1400m)
Race State	Finished

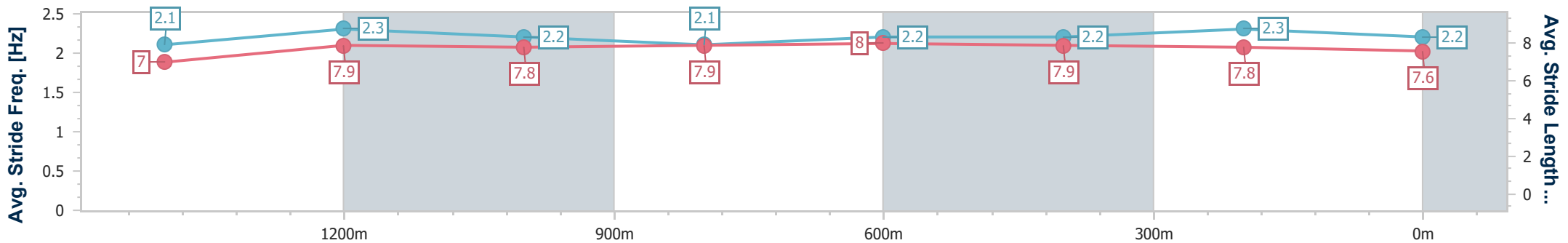
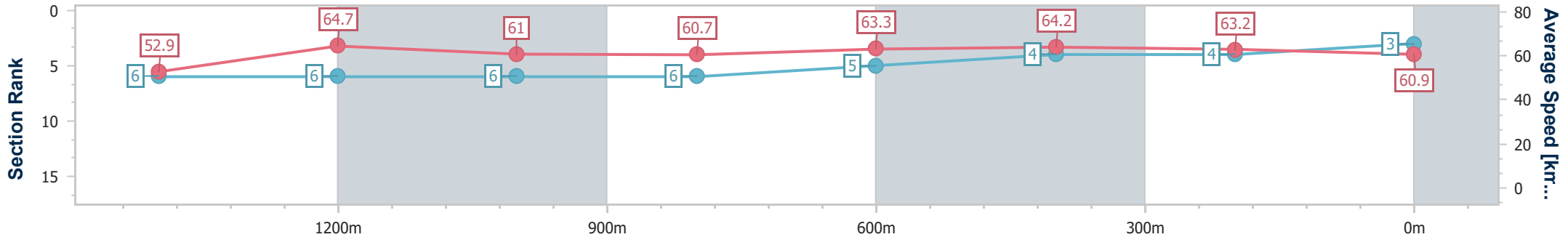


Townsville QLD Professional
 Race 3: LADBROKES MATES MODE RATINGS BAND 0 - 58
 Handicap - 1609m
 28 July 2024 - 13:51



Track Rating: Soft 5, Weather: Fine, Rail Position: True

Section	Overall	1400m	1200m	1000m	800m	600m	400m	200m
Section Times	1:36.07 [3] (0:14.58)	1:21.49 [6] (0:11.28)	1:10.21 [6] (0:11.84)	0:58.37 [6] (0:12.01)	0:46.36 [6] (0:11.54)	0:34.82 [5] (0:11.42)	0:23.40 [4] (0:11.46)	0:11.94 [4] (0:11.94)
Average Speed [km/h]	52.9	64.7	61.0	60.7	63.3	64.2	63.2	60.9
Top Speed [km/h]	68.5	68.6	62.8	63.4	64.6	65.4	64.7	62.6
Avg. Dist. to Rail [m]	13.4	4.0	2.6	2.7	3.4	3.7	3.4	5.0
Avg. Stride Freq. [Hz]	2.1	2.3	2.2	2.1	2.2	2.2	2.3	2.2
Avg. Stride Length [m]	7.0	7.9	7.8	7.9	8.0	7.9	7.8	7.6



- [] Ranking at each section and finish
- .-.- No data available at this section
- NA No data available



Horse/Jockey Name	Betta AI
Final Rank	4
Fastest Section Time (Section)	0:11.32 (1400m)
Top Speed [km/h] (Section)	64.5 (Overall)
Race State	Finished

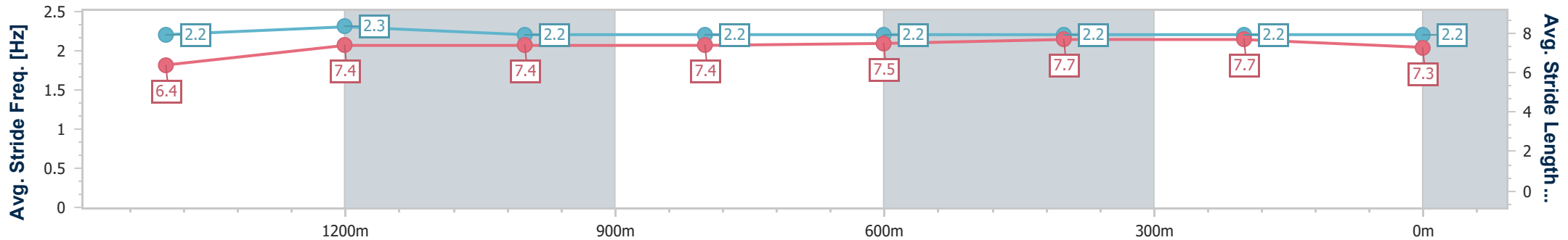
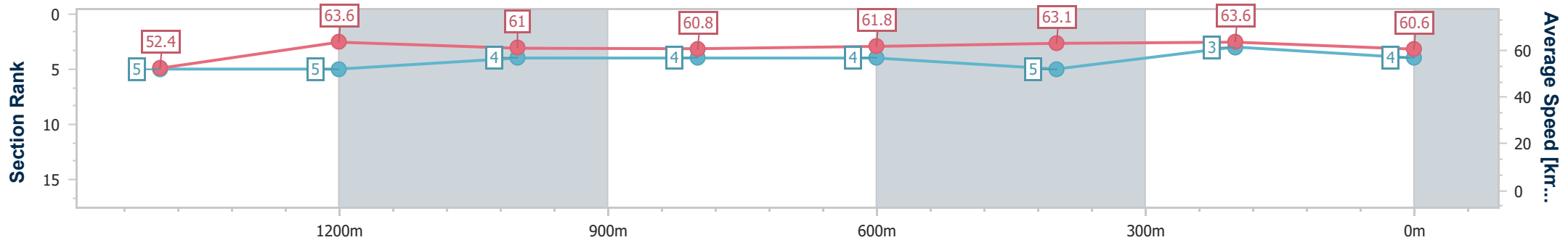


Townsville QLD Professional
 Race 3: LADBROKES MATES MODE RATINGS BAND 0 - 58
 Handicap - 1609m
 28 July 2024 - 13:51



Track Rating: Soft 5, Weather: Fine, Rail Position: True

Section	Overall	1400m	1200m	1000m	800m	600m	400m	200m
Section Times	1:36.13 [4] (0:14.45)	1:21.68 [5] (0:11.32)	1:10.36 [5] (0:11.81)	0:58.55 [4] (0:11.82)	0:46.73 [4] (0:11.71)	0:35.02 [4] (0:11.57)	0:23.45 [5] (0:11.44)	0:12.01 [3] (0:12.01)
Average Speed [km/h]	52.4	63.6	61.0	60.8	61.8	63.1	63.6	60.6
Top Speed [km/h]	64.5	64.2	62.6	62.8	62.8	64.0	64.0	62.7
Avg. Dist. to Rail [m]	4.3	0.3	0.3	0.5	1.0	3.1	5.0	5.9
Avg. Stride Freq. [Hz]	2.2	2.3	2.2	2.2	2.2	2.2	2.2	2.2
Avg. Stride Length [m]	6.4	7.4	7.4	7.4	7.5	7.7	7.7	7.3



- [] Ranking at each section and finish
- .-.- No data available at this section
- NA No data available



Horse/Jockey Name	Zouhope
Final Rank	5
Fastest Section Time (Section)	0:11.19 (800m)
Top Speed [km/h] (Section)	65.9 (800m)
Race State	Finished

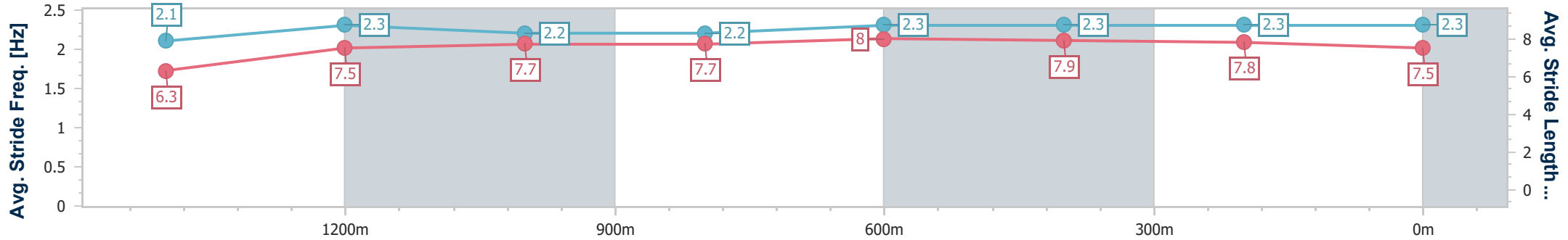
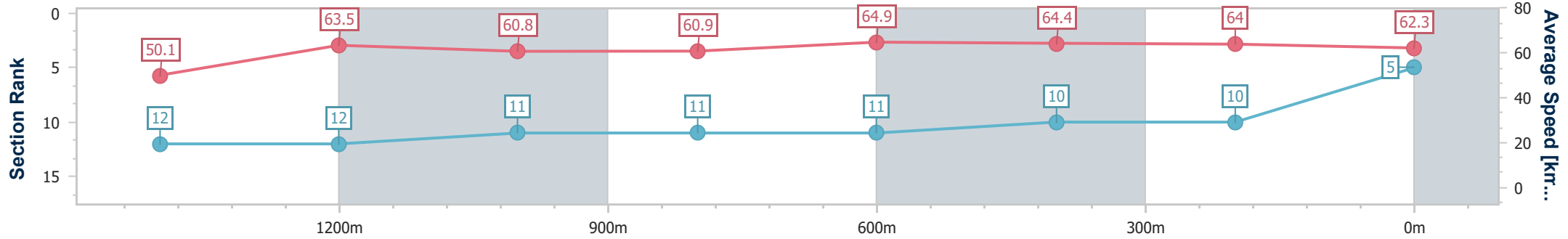


Townsville QLD Professional
 Race 3: LADBROKES MATES MODE RATINGS BAND 0 - 58
 Handicap - 1609m
 28 July 2024 - 13:51



Track Rating: Soft 5, Weather: Fine, Rail Position: True

Section	Overall	1400m	1200m	1000m	800m	600m	400m	200m
Section Times	1:36.15 [5] (0:15.26)	1:20.89 [12] (0:11.42)	1:09.47 [12] (0:11.87)	0:57.60 [11] (0:11.94)	0:45.66 [11] (0:11.19)	0:34.47 [11] (0:11.40)	0:23.07 [10] (0:11.38)	0:11.69 [10] (0:11.69)
Average Speed [km/h]	50.1	63.5	60.8	60.9	64.9	64.4	64.0	62.3
Top Speed [km/h]	62.2	64.3	63.3	63.7	65.9	65.0	64.7	63.6
Avg. Dist. to Rail [m]	9.2	2.8	2.5	2.0	1.9	4.1	6.8	11.1
Avg. Stride Freq. [Hz]	2.1	2.3	2.2	2.2	2.3	2.3	2.3	2.3
Avg. Stride Length [m]	6.3	7.5	7.7	7.7	8.0	7.9	7.8	7.5



- [] Ranking at each section and finish
- .-.- No data available at this section
- NA No data available



Horse/Jockey Name	Little Red Pepper
Final Rank	6
Fastest Section Time (Section)	0:11.40 (1400m)
Top Speed [km/h] (Section)	65.0 (600m)
Race State	Finished

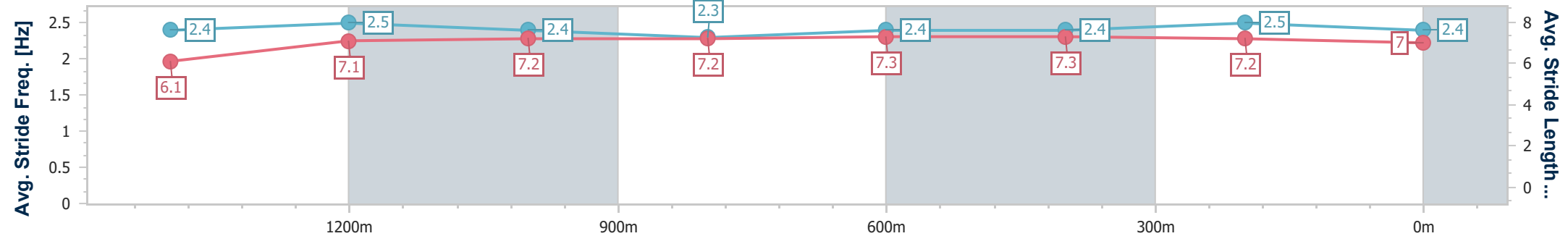
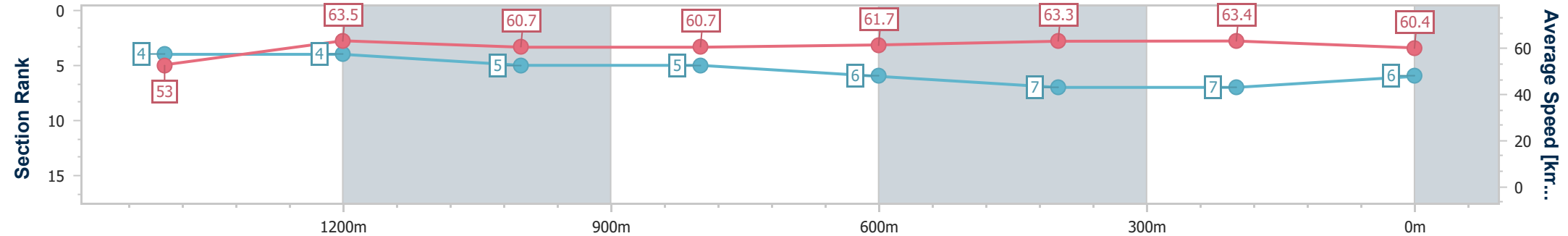


Townsville QLD Professional
 Race 3: LADBROKES MATES MODE RATINGS BAND 0 - 58
 Handicap - 1609m
 28 July 2024 - 13:51



Track Rating: Soft 5, Weather: Fine, Rail Position: True

Section	Overall	1400m	1200m	1000m	800m	600m	400m	200m					
Section Times	1:36.23 [6] (0:14.31)	1:21.92 [4] (0:11.40)	1:10.52 [4] (0:11.88)	0:58.64 [5] (0:11.95)	0:46.69 [5] (0:11.71)	0:34.98 [6] (0:11.49)	0:23.49 [7] (0:11.44)	0:12.05 [7] (0:12.05)					
Average Speed [km/h]	53.0	63.5	60.7	60.7	61.7	63.3	63.4	60.4					
Top Speed [km/h]	63.1	64.5	62.5	62.9	62.5	65.0	64.1	62.0					
Avg. Dist. to Rail [m]	6.6	2.2	2.2	1.3	0.9	1.9	4.7	6.6					
Avg. Stride Freq. [Hz]	2.4	2.5	2.4	2.3	2.4	2.4	2.5	2.4					
Avg. Stride Length [m]	6.1	7.1	7.2	7.2	7.3	7.3	7.2	7.0					



- [] Ranking at each section and finish
- .-.- No data available at this section
- NA No data available



Horse/Jockey Name	Pluckercarn
Final Rank	7
Fastest Section Time (Section)	0:11.14 (400m)
Top Speed [km/h] (Section)	67.7 (400m)
Race State	Finished

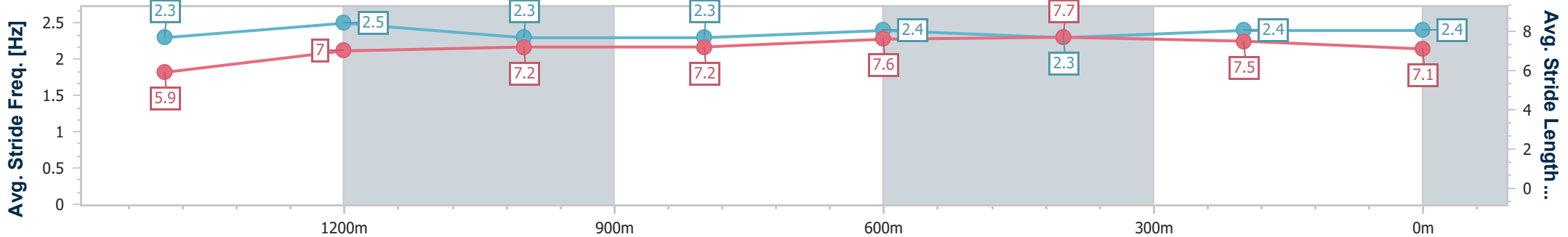
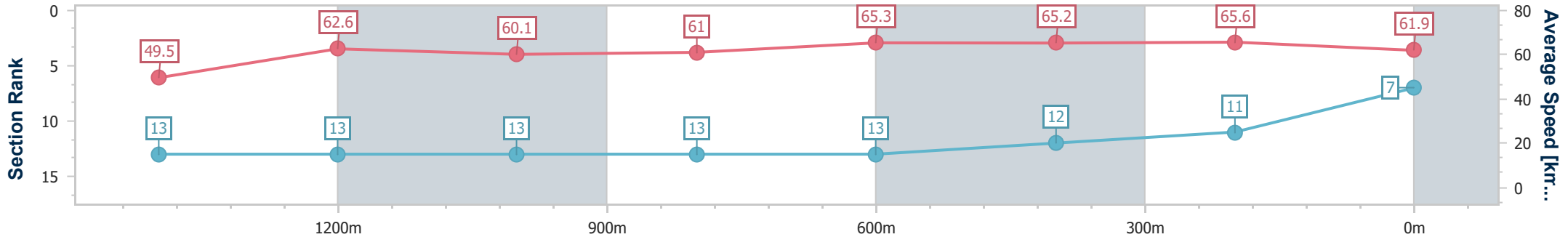


Townsville QLD Professional
 Race 3: LADBROKES MATES MODE RATINGS BAND 0 - 58
 Handicap - 1609m
 28 July 2024 - 13:51



Track Rating: Soft 5, Weather: Fine, Rail Position: True

Section	Overall	1400m	1200m	1000m	800m	600m	400m	200m
Section Times	1:36.25 [7] (0:15.37)	1:20.88 [13] (0:11.55)	1:09.33 [13] (0:12.00)	0:57.33 [13] (0:11.94)	0:45.39 [13] (0:11.15)	0:34.24 [13] (0:11.32)	0:22.92 [12] (0:11.14)	0:11.78 [11] (0:11.78)
Average Speed [km/h]	49.5	62.6	60.1	61.0	65.3	65.2	65.6	61.9
Top Speed [km/h]	62.7	63.2	61.3	63.1	66.8	65.8	67.7	63.5
Avg. Dist. to Rail [m]	6.1	1.8	2.1	2.4	2.3	5.0	9.6	12.8
Avg. Stride Freq. [Hz]	2.3	2.5	2.3	2.3	2.4	2.3	2.4	2.4
Avg. Stride Length [m]	5.9	7.0	7.2	7.2	7.6	7.7	7.5	7.1



- [] Ranking at each section and finish
- .-.- No data available at this section
- NA No data available



Horse/Jockey Name	Mcnair
Final Rank	7
Fastest Section Time (Section)	0:11.21 (800m)
Top Speed [km/h] (Section)	66.2 (800m)
Race State	Finished

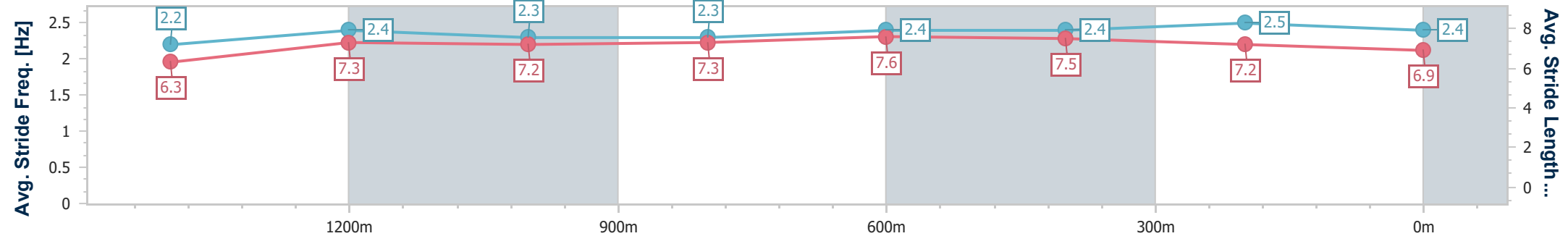
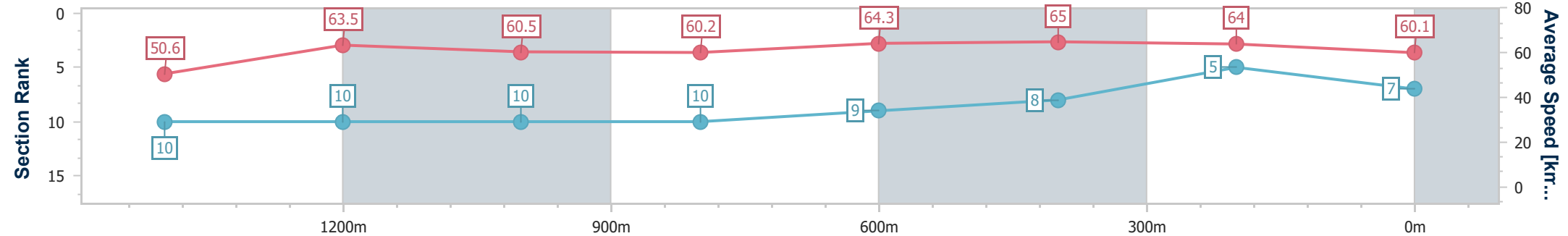


Townsville QLD Professional
 Race 3: LADBROKES MATES MODE RATINGS BAND 0 - 58
 Handicap - 1609m
 28 July 2024 - 13:51



Track Rating: Soft 5, Weather: Fine, Rail Position: True

Section	Overall	1400m	1200m	1000m	800m	600m	400m	200m					
Section Times	1:36.25 [7] (0:15.03)	1:21.22 [10] (0:11.39)	1:09.83 [10] (0:11.92)	0:57.91 [10] (0:11.95)	0:45.96 [10] (0:11.21)	0:34.75 [9] (0:11.27)	0:23.48 [8] (0:11.37)	0:12.11 [5] (0:12.11)					
Average Speed [km/h]	50.6	63.5	60.5	60.2	64.3	65.0	64.0	60.1					
Top Speed [km/h]	62.5	64.7	62.6	63.2	66.2	66.1	65.3	62.3					
Avg. Dist. to Rail [m]	7.6	1.0	0.8	0.3	0.5	3.4	6.6	8.7					
Avg. Stride Freq. [Hz]	2.2	2.4	2.3	2.3	2.4	2.4	2.5	2.4					
Avg. Stride Length [m]	6.3	7.3	7.2	7.3	7.6	7.5	7.2	6.9					



- [] Ranking at each section and finish
- .-.- No data available at this section
- NA No data available



Horse/Jockey Name	It's Been A Trek
Final Rank	9
Fastest Section Time (Section)	0:11.45 (1400m)
Top Speed [km/h] (Section)	64.7 (1400m)
Race State	Finished

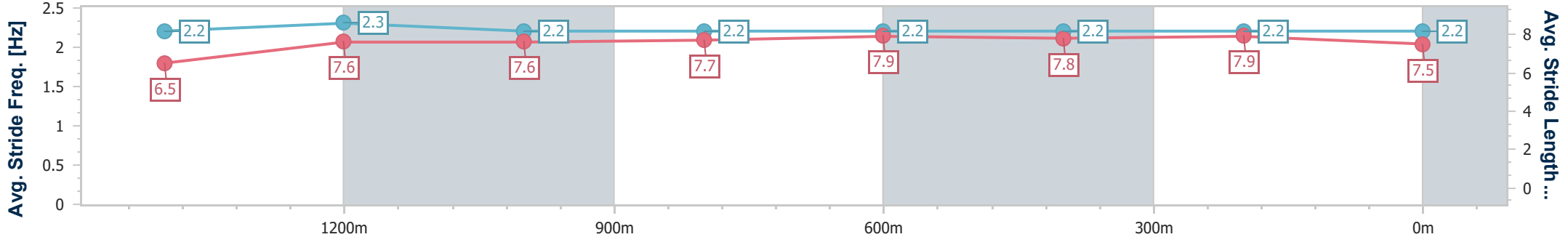
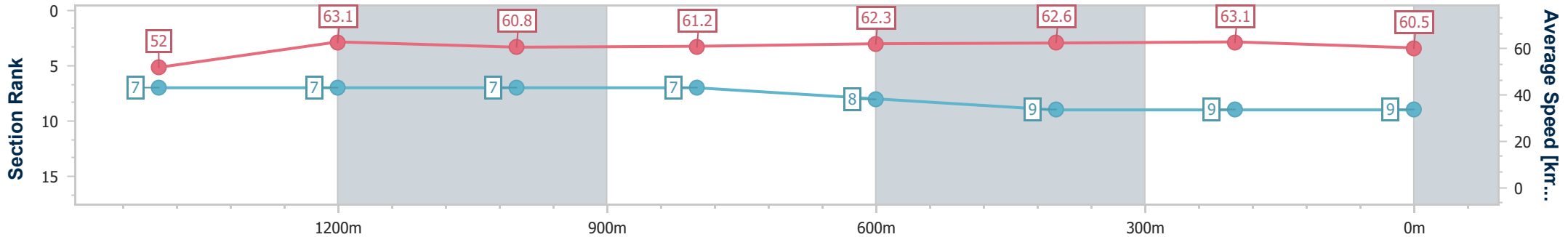


Townsville QLD Professional
 Race 3: LADBROKES MATES MODE RATINGS BAND 0 - 58
 Handicap - 1609m
 28 July 2024 - 13:51



Track Rating: Soft 5, Weather: Fine, Rail Position: True

Section	Overall	1400m	1200m	1000m	800m	600m	400m	200m					
Section Times	1:36.50 [9] (0:14.65)	1:21.85 [7] (0:11.45)	1:10.40 [7] (0:11.85)	0:58.55 [7] (0:11.78)	0:46.77 [7] (0:11.59)	0:35.18 [8] (0:11.63)	0:23.55 [9] (0:11.50)	0:12.05 [9] (0:12.05)					
Average Speed [km/h]	52.0	63.1	60.8	61.2	62.3	62.6	63.1	60.5					
Top Speed [km/h]	63.7	64.7	61.9	63.3	62.9	63.7	63.8	62.9					
Avg. Dist. to Rail [m]	7.3	1.5	0.5	0.2	0.6	2.4	5.9	9.4					
Avg. Stride Freq. [Hz]	2.2	2.3	2.2	2.2	2.2	2.2	2.2	2.2					
Avg. Stride Length [m]	6.5	7.6	7.6	7.7	7.9	7.8	7.9	7.5					



- [] Ranking at each section and finish
- .-.- No data available at this section
- NA No data available



Horse/Jockey Name	Volarchi
Final Rank	10
Fastest Section Time (Section)	0:11.38 (400m)
Top Speed [km/h] (Section)	64.8 (800m)
Race State	Finished

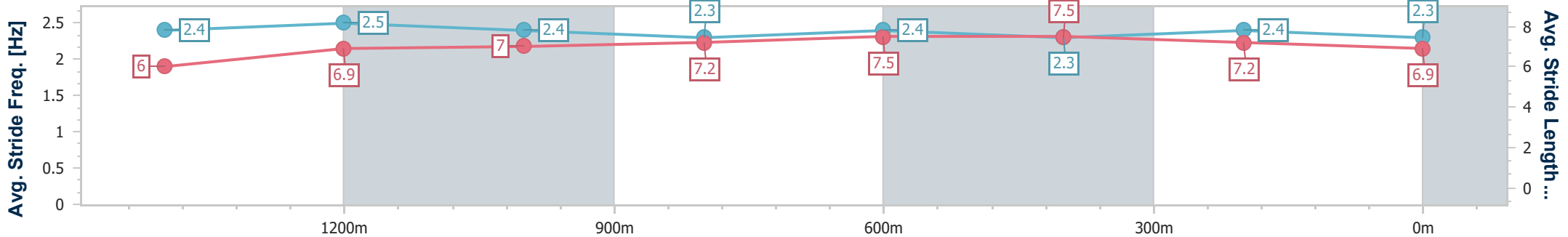
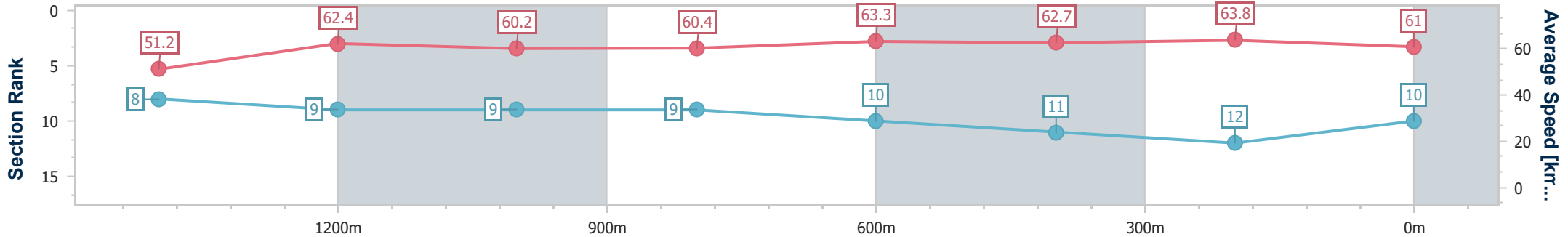


Townsville QLD Professional
 Race 3: LADBROKES MATES MODE RATINGS BAND 0 - 58
 Handicap - 1609m
 28 July 2024 - 13:51



Track Rating: Soft 5, Weather: Fine, Rail Position: True

Section	Overall	1400m	1200m	1000m	800m	600m	400m	200m
Section Times	1:36.57 [10] (0:14.84)	1:21.73 [8] (0:11.53)	1:10.20 [9] (0:11.94)	0:58.26 [9] (0:11.89)	0:46.37 [9] (0:11.41)	0:34.96 [10] (0:11.63)	0:23.33 [11] (0:11.38)	0:11.95 [12] (0:11.95)
Average Speed [km/h]	51.2	62.4	60.2	60.4	63.3	62.7	63.8	61.0
Top Speed [km/h]	63.2	64.0	63.0	63.5	64.8	63.8	64.5	64.2
Avg. Dist. to Rail [m]	5.9	0.4	0.3	0.5	0.6	2.8	4.1	6.8
Avg. Stride Freq. [Hz]	2.4	2.5	2.4	2.3	2.4	2.3	2.4	2.3
Avg. Stride Length [m]	6.0	6.9	7.0	7.2	7.5	7.5	7.2	6.9



- [] Ranking at each section and finish
- .-.- No data available at this section
- NA No data available



Horse/Jockey Name	Flamenco Rose
Final Rank	11
Fastest Section Time (Section)	0:11.26 (800m)
Top Speed [km/h] (Section)	65.8 (800m)
Race State	Finished

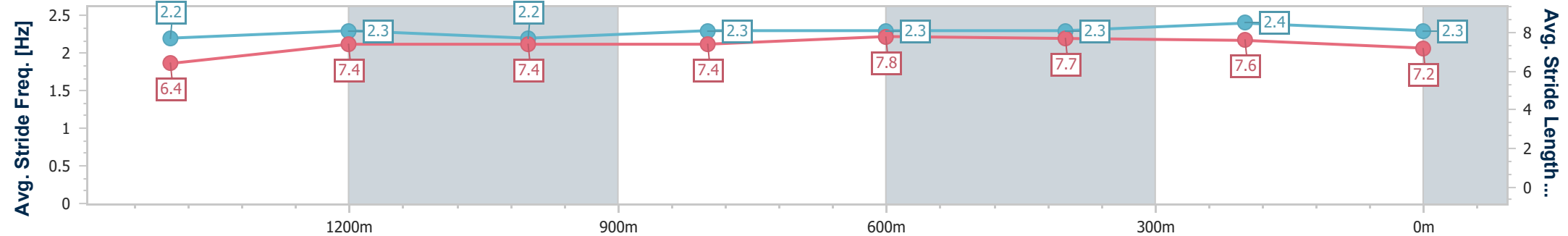
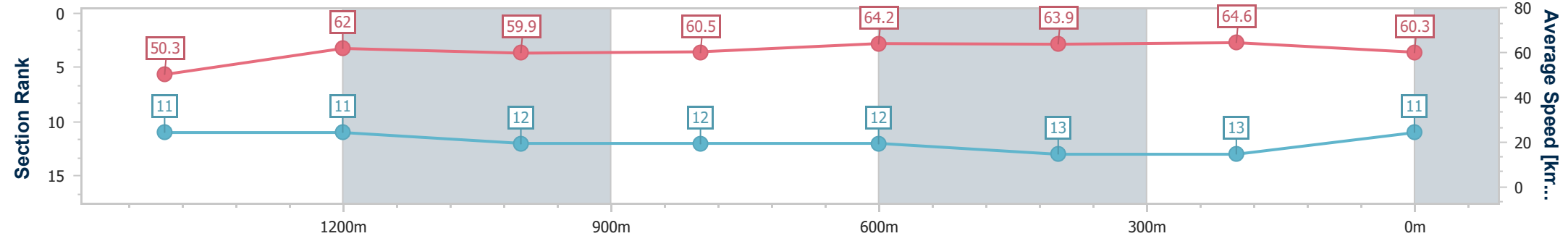


Townsville QLD Professional
 Race 3: LADBROKES MATES MODE RATINGS BAND 0 - 58
 Handicap - 1609m
 28 July 2024 - 13:51



Track Rating: Soft 5, Weather: Fine, Rail Position: True

Section	Overall	1400m	1200m	1000m	800m	600m	400m	200m
Section Times	1:36.73 [11] (0:15.05)	1:21.68 [11] (0:11.62)	1:10.06 [11] (0:12.01)	0:58.05 [12] (0:11.97)	0:46.08 [12] (0:11.26)	0:34.82 [12] (0:11.45)	0:23.37 [13] (0:11.31)	0:12.06 [13] (0:12.06)
Average Speed [km/h]	50.3	62.0	59.9	60.5	64.2	63.9	64.6	60.3
Top Speed [km/h]	62.3	62.8	61.9	63.9	65.8	64.9	65.5	62.4
Avg. Dist. to Rail [m]	4.9	0.6	1.1	0.9	0.9	3.4	8.0	14.1
Avg. Stride Freq. [Hz]	2.2	2.3	2.2	2.3	2.3	2.3	2.4	2.3
Avg. Stride Length [m]	6.4	7.4	7.4	7.4	7.8	7.7	7.6	7.2



- [] Ranking at each section and finish
- .-.- No data available at this section
- NA No data available



Horse/Jockey Name	Edification
Final Rank	12
Fastest Section Time (Section)	0:11.38 (1400m)
Top Speed [km/h] (Section)	65.3 (400m)
Race State	Finished

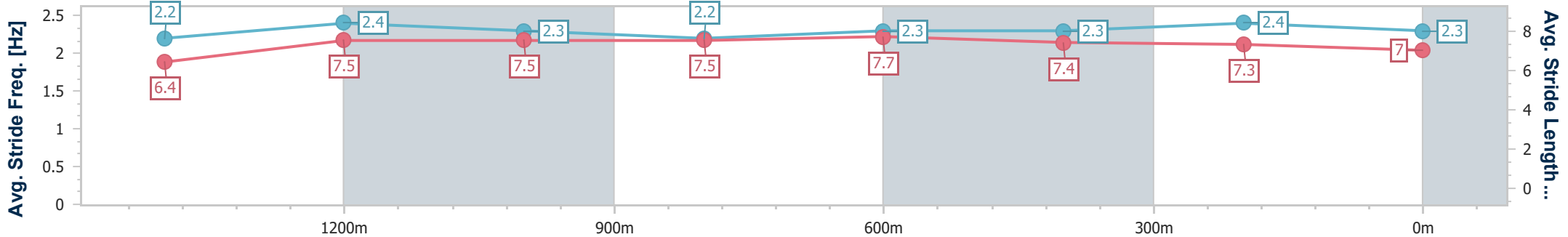
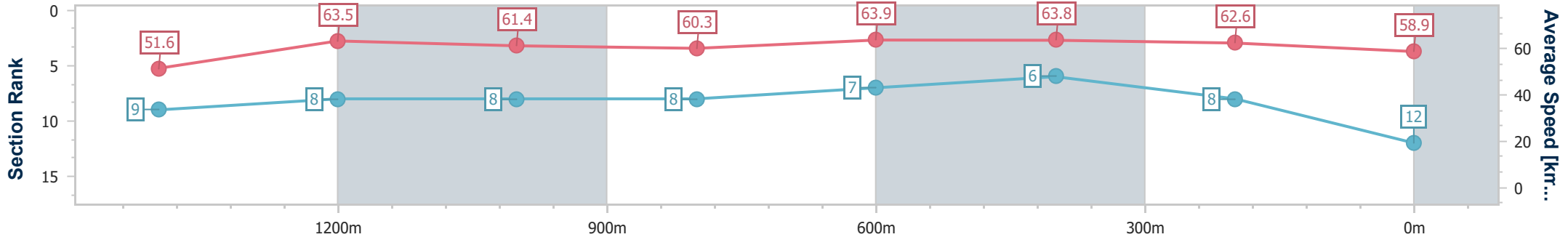


Townsville QLD Professional
 Race 3: LADBROKES MATES MODE RATINGS BAND 0 - 58
 Handicap - 1609m
 28 July 2024 - 13:51



Track Rating: Soft 5, Weather: Fine, Rail Position: True

Section	Overall	1400m	1200m	1000m	800m	600m	400m	200m
Section Times	1:36.75 [12] (0:14.85)	1:21.90 [9] (0:11.38)	1:10.52 [8] (0:11.73)	0:58.79 [8] (0:11.93)	0:46.86 [8] (0:11.39)	0:35.47 [7] (0:11.45)	0:24.02 [6] (0:11.65)	0:12.37 [8] (0:12.37)
Average Speed [km/h]	51.6	63.5	61.4	60.3	63.9	63.8	62.6	58.9
Top Speed [km/h]	63.6	64.6	63.0	63.1	64.3	65.2	65.3	62.1
Avg. Dist. to Rail [m]	10.6	1.1	0.3	0.5	1.9	3.9	6.9	10.3
Avg. Stride Freq. [Hz]	2.2	2.4	2.3	2.2	2.3	2.3	2.4	2.3
Avg. Stride Length [m]	6.4	7.5	7.5	7.5	7.7	7.4	7.3	7.0



- [] Ranking at each section and finish
- .-.- No data available at this section
- NA No data available



Horse/Jockey Name	Keep On Running
Final Rank	13
Fastest Section Time (Section)	0:10.93 (1400m)
Top Speed [km/h] (Section)	67.6 (1400m)
Race State	Finished

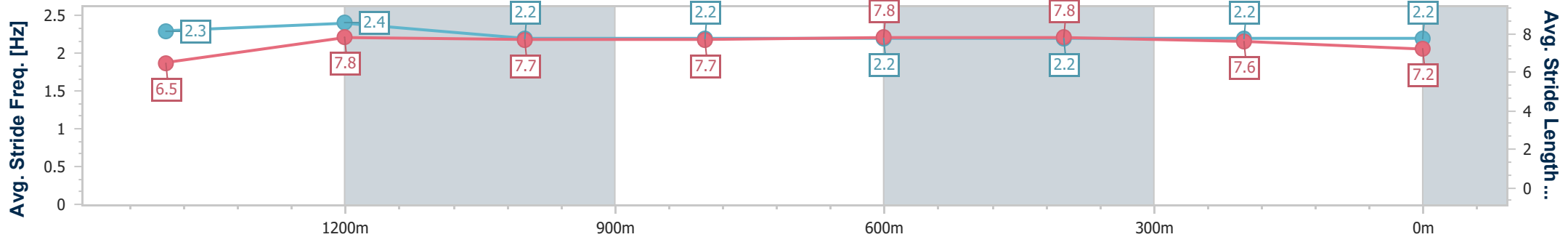
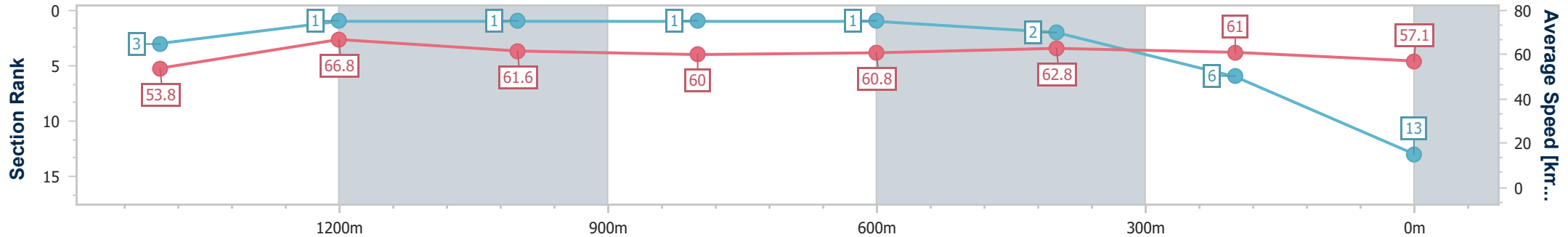


Townsville QLD Professional
 Race 3: LADBROKES MATES MODE RATINGS BAND 0 - 58
 Handicap - 1609m
 28 July 2024 - 13:51



Track Rating: Soft 5, Weather: Fine, Rail Position: True

Section	Overall	1400m	1200m	1000m	800m	600m	400m	200m					
Section Times	1:36.93 [13] (0:14.28)	1:22.65 [3] (0:10.93)	1:11.72 [1] (0:11.71)	1:00.01 [1] (0:11.99)	0:48.02 [1] (0:11.83)	0:36.19 [1] (0:11.55)	0:24.64 [2] (0:11.88)	0:12.76 [6] (0:12.76)					
Average Speed [km/h]	53.8	66.8	61.6	60.0	60.8	62.8	61.0	57.1					
Top Speed [km/h]	67.5	67.6	66.1	61.1	62.3	64.0	62.2	59.2					
Avg. Dist. to Rail [m]	11.3	3.9	1.1	0.3	0.3	1.8	3.0	4.4					
Avg. Stride Freq. [Hz]	2.3	2.4	2.2	2.2	2.2	2.2	2.2	2.2					
Avg. Stride Length [m]	6.5	7.8	7.7	7.7	7.8	7.8	7.6	7.2					



- [] Ranking at each section and finish
- .-.- No data available at this section
- NA No data available



Townsville QLD Professional

Race 4: LADBROKE IT! OPEN Handicap - 1609m

28 July 2024 - 14:30



Track Rating: Soft 5, Weather: Fine, Rail Position: True

Section		Field Times															
		Overall	1400m	1200m	1000m	800m	600m	400m	Last 600m								
		1:36.36 (0:14.45)	1:21.91 (0:11.75)	1:10.16 (0:11.78)	0:58.38 (0:12.21)	0:46.17 (0:11.79)	0:34.38 (0:11.62)	0:22.76 (0:11.39)	0:34.38								
Rank	TAB	Horse/Jockey	Barrier	Top Speed [km/h]	Fastest Section												Distance Travelled [m]
1	1	SPEED LEGEND Lacey Morrison	4	66.6 400m	0:11.07 400m	1:36.36 [1] (0:14.65)	1:21.71 [4] (0:11.97)	1:09.74 [5] (0:12.01)	0:57.73 [5] (0:12.11)	0:45.62 [5] (0:11.71)	0:33.91 [5] (0:11.58)	0:22.33 [6] (0:11.07)	0:33.91				
2	3	ARMOUR FORCE Nathan Thomas	5	67.4 400m	0:10.98 400m	1:36.37 [2] (0:14.89)	1:21.48 [8] (0:12.03)	1:09.45 [8] (0:11.96)	0:57.49 [7] (0:12.14)	0:45.35 [7] (0:11.69)	0:33.66 [7] (0:11.45)	0:22.21 [7] (0:10.98)	0:33.66	+4			
3	10	TROPIC SANDS Scott Sheargold	3	66.0 400m	0:11.16 400m	1:36.41 [3] (0:14.73)	1:21.68 [6] (0:11.96)	1:09.72 [6] (0:11.98)	0:57.74 [6] (0:12.09)	0:45.65 [6] (0:11.71)	0:33.94 [6] (0:11.48)	0:22.46 [5] (0:11.16)	0:33.94	-5			
4	5	CASTILE Chris Whiteley	6	66.5 400m	0:11.06 400m	1:36.58 [4] (0:14.84)	1:21.74 [7] (0:12.07)	1:09.67 [7] (0:11.98)	0:57.69 [8] (0:12.16)	0:45.53 [8] (0:11.71)	0:33.82 [8] (0:11.47)	0:22.35 [8] (0:11.06)	0:33.82	-1			
5	6	JETSKI Ron Stewart	11	65.5 400m	0:11.23 400m	1:36.99 [5] (0:14.48)	1:22.51 [2] (0:11.96)	1:10.55 [4] (0:11.97)	0:58.58 [4] (0:12.20)	0:46.38 [4] (0:11.72)	0:34.66 [4] (0:11.59)	0:23.07 [4] (0:11.23)	0:34.66	+4			
6	7	FORGIATO Adrian Layt	10	66.6 600m	0:10.97 400m	1:37.07 [6] (0:15.26)	1:21.81 [10] (0:11.95)	1:09.86 [9] (0:12.03)	0:57.83 [9] (0:12.06)	0:45.77 [9] (0:11.70)	0:34.07 [9] (0:11.45)	0:22.62 [10] (0:10.97)	0:34.07	-2			
7	2	VIVENZO Jackson Murphy	8	64.2 400m	0:11.40 400m	1:37.12 [7] (0:14.66)	1:22.46 [5] (0:11.73)	1:10.73 [3] (0:11.70)	0:59.03 [2] (0:12.17)	0:46.86 [2] (0:11.84)	0:35.02 [2] (0:11.72)	0:23.30 [2] (0:11.40)	0:35.02	+2			
8	4	HIGHER LOVE Graham Kliese	7	67.3 600m	0:11.00 400m	1:37.13 [8] (0:15.16)	1:21.97 [9] (0:12.12)	1:09.85 [10] (0:11.99)	0:57.86 [10] (0:12.08)	0:45.78 [10] (0:11.69)	0:34.09 [10] (0:11.33)	0:22.76 [9] (0:11.00)	0:34.09	+6			
9	9	PRINCE AKEEM Warwick Satherley	9	64.1 400m	0:11.39 400m	1:37.33 [9] (0:14.57)	1:22.76 [3] (0:11.63)	1:11.13 [1] (0:11.78)	0:59.35 [1] (0:12.21)	0:47.14 [1] (0:11.79)	0:35.35 [1] (0:11.62)	0:23.73 [1] (0:11.39)	0:35.35	+2			
10	11	BRAVIO Chelsea Jokic	2	64.1 400m	0:11.41 400m	1:37.52 [10] (0:14.45)	1:23.07 [1] (0:11.92)	1:11.15 [2] (0:11.91)	0:59.24 [3] (0:12.14)	0:47.10 [3] (0:11.79)	0:35.31 [3] (0:11.64)	0:23.67 [3] (0:11.41)	0:35.31	-6			

Scratched: Trodaire (#8)

[] Ranking at each section and finish
 -:-:- No data available at this section
 NA No data available

SCN Saddle cloth number
 DNF Did not finish
 DNT Did not track



Townsville QLD Professional

Race 4: LADBROKE IT! OPEN Handicap - 1609m

28 July 2024 - 14:30



Track Rating: Soft 5, Weather: Fine, Rail Position: True

Section							200m			Last 600m
Field Times							0:11.37			0:34.38
Rank	TAB	Horse/Jockey	Barrier	Top Speed [km/h]	Fastest Section	Margin			Distance Travelled [m]	
1	1	SPEED LEGEND Lacey Morrison	4	66.6 400m	0:11.07 400m	0:11.26 [2] (0:11.26)	1:36.36		0:33.91	
2	3	ARMOUR FORCE Nathan Thomas	5	67.4 400m	0:10.98 400m	0:11.23 [4] (0:11.23)	0.07L		0:33.66 +4	
3	10	TROPIC SANDS Scott Sheargold	3	66.0 400m	0:11.16 400m	0:11.30 [3] (0:11.30)	0.26L		0:33.94 -5	
4	5	CASTILE Chris Whiteley	6	66.5 400m	0:11.06 400m	0:11.29 [8] (0:11.29)	1.27L		0:33.82 -1	
5	6	JETSKI Ron Stewart	11	65.5 400m	0:11.23 400m	0:11.84 [5] (0:11.84)	3.68L		0:34.66 +4	
6	7	FORGIATO Adrian Layt	10	66.6 600m	0:10.97 400m	0:11.65 [10] (0:11.65)	4.14L		0:34.07 -2	
7	2	VIVENZO Jackson Murphy	8	64.2 400m	0:11.40 400m	0:11.90 [6] (0:11.90)	4.48L		0:35.02 +2	
8	4	HIGHER LOVE Graham Kliese	7	67.3 600m	0:11.00 400m	0:11.76 [9] (0:11.76)	4.49L		0:34.09 +6	
9	9	PRINCE AKEEM Warwick Satherley	9	64.1 400m	0:11.39 400m	0:12.34 [1] (0:12.34)	5.67L		0:35.35 +2	
10	11	BRAVIO Chelsea Jokic	2	64.1 400m	0:11.41 400m	0:12.26 [7] (0:12.26)	6.79L		0:35.31 -6	

Scratched: Trodaire (#8)

Report Created: Sun 28 July 2024 14:54 GMT+10 (Note: Timing is based on position data)

Page 2/12

[] Ranking at each section and finish
 -:-:- No data available at this section
 NA No data available

SCN Saddle cloth number
 DNF Did not finish
 DNT Did not track

data processed by  **TRIPLESDATA**



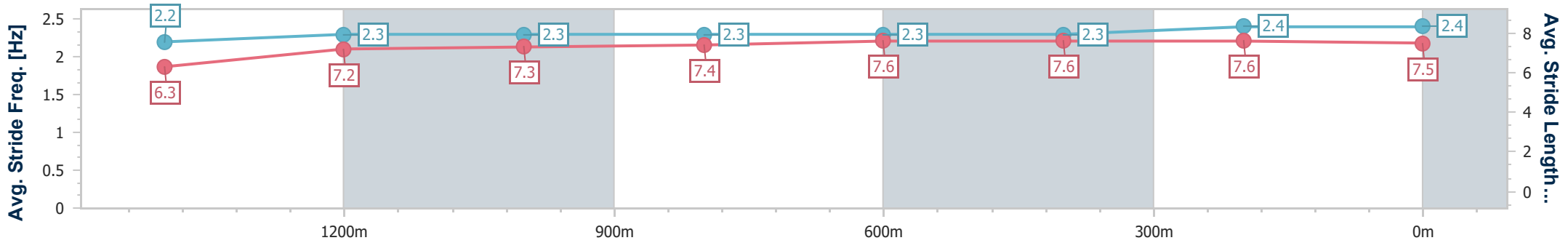
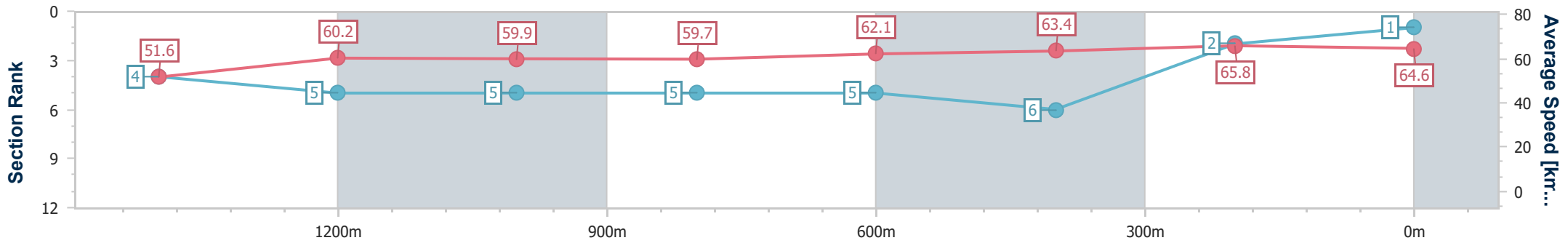
Horse/Jockey Name	Speed Legend
Final Rank	1
Fastest Section Time (Section)	0:11.07 (400m)
Top Speed [km/h] (Section)	66.6 (400m)
Race State	Finished



Townsville QLD Professional
 Race 4: LADBROKE IT! OPEN Handicap - 1609m
 28 July 2024 - 14:30
 Track Rating: Soft 5, Weather: Fine, Rail Position: True



Section	Overall	1400m	1200m	1000m	800m	600m	400m	200m					
Section Times	1:36.36 [1] (0:14.65)	1:21.71 [4] (0:11.97)	1:09.74 [5] (0:12.01)	0:57.73 [5] (0:12.11)	0:45.62 [5] (0:11.71)	0:33.91 [5] (0:11.58)	0:22.33 [6] (0:11.07)	0:11.26 [2] (0:11.26)					
Average Speed [km/h]	51.6	60.2	59.9	59.7	62.1	63.4	65.8	64.6					
Top Speed [km/h]	60.7	61.4	61.5	60.9	64.5	64.8	66.6	66.1					
Avg. Dist. to Rail [m]	5.1	0.2	0.3	0.8	2.0	3.8	6.4	7.5					
Avg. Stride Freq. [Hz]	2.2	2.3	2.3	2.3	2.3	2.3	2.4	2.4					
Avg. Stride Length [m]	6.3	7.2	7.3	7.4	7.6	7.6	7.6	7.5					



- [] Ranking at each section and finish
- .-.- No data available at this section
- NA No data available



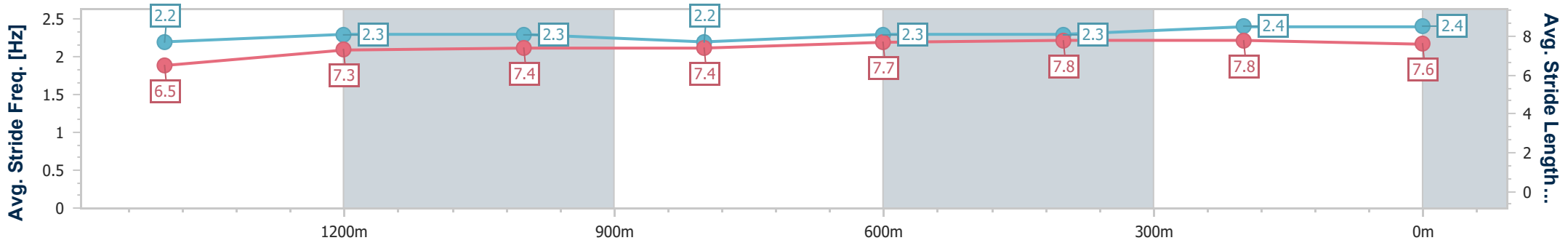
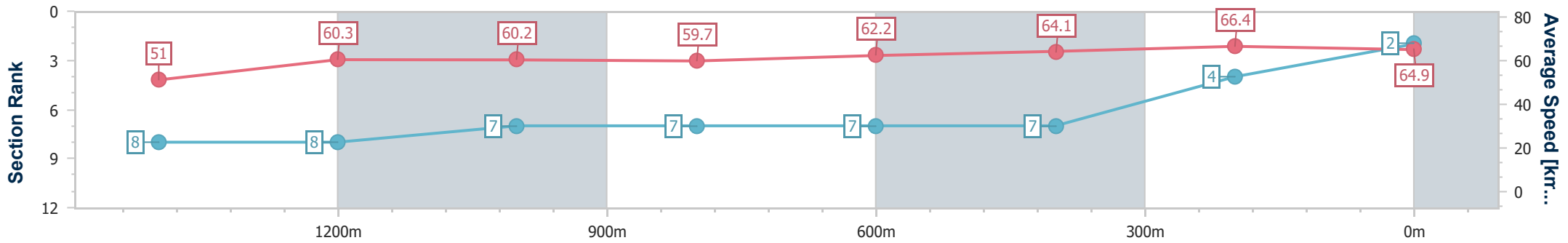
Horse/Jockey Name	Armour Force
Final Rank	2
Fastest Section Time (Section)	0:10.98 (400m)
Top Speed [km/h] (Section)	67.4 (400m)
Race State	Finished



Townsville QLD Professional
Race 4: LADBROKE IT! OPEN Handicap - 1609m
 28 July 2024 - 14:30
 Track Rating: Soft 5, Weather: Fine, Rail Position: True



Section	Overall	1400m	1200m	1000m	800m	600m	400m	200m
Section Times	1:36.37 [2] (0:14.89)	1:21.48 [8] (0:12.03)	1:09.45 [8] (0:11.96)	0:57.49 [7] (0:12.14)	0:45.35 [7] (0:11.69)	0:33.66 [7] (0:11.45)	0:22.21 [7] (0:10.98)	0:11.23 [4] (0:11.23)
Average Speed [km/h]	51.0	60.3	60.2	59.7	62.2	64.1	66.4	64.9
Top Speed [km/h]	61.1	61.6	61.6	61.8	65.4	66.4	67.4	66.5
Avg. Dist. to Rail [m]	6.6	1.8	1.3	1.1	1.9	4.4	7.9	8.8
Avg. Stride Freq. [Hz]	2.2	2.3	2.3	2.2	2.3	2.3	2.4	2.4
Avg. Stride Length [m]	6.5	7.3	7.4	7.4	7.7	7.8	7.8	7.6



- [] Ranking at each section and finish
- .-.- No data available at this section
- NA No data available



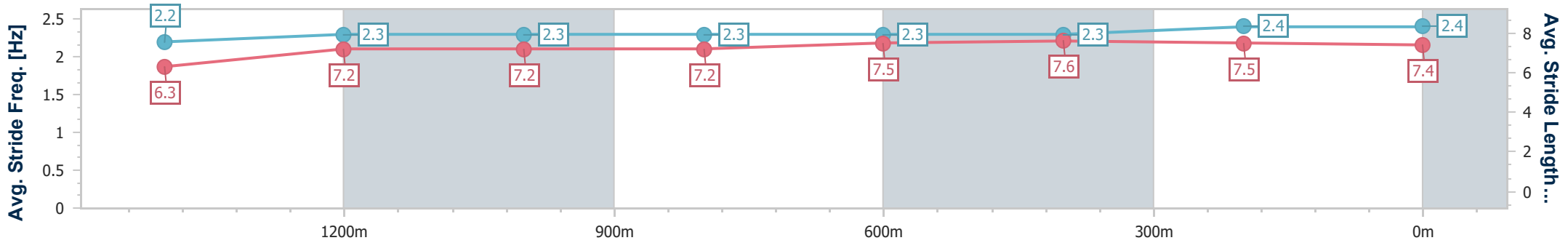
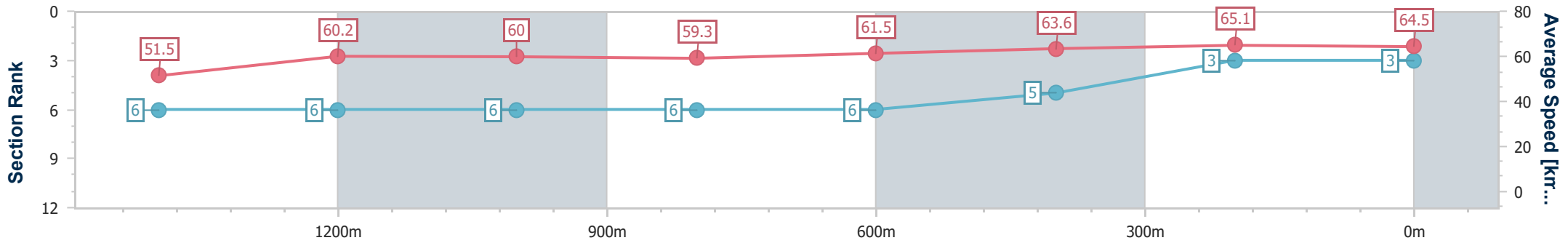
Horse/Jockey Name	Tropic Sands
Final Rank	3
Fastest Section Time (Section)	0:11.16 (400m)
Top Speed [km/h] (Section)	66.0 (400m)
Race State	Finished



Townsville QLD Professional
Race 4: LADBROKE IT! OPEN Handicap - 1609m
 28 July 2024 - 14:30
 Track Rating: Soft 5, Weather: Fine, Rail Position: True



Section	Overall	1400m	1200m	1000m	800m	600m	400m	200m
Section Times	1:36.41 [3] (0:14.73)	1:21.68 [6] (0:11.96)	1:09.72 [6] (0:11.98)	0:57.74 [6] (0:12.09)	0:45.65 [6] (0:11.71)	0:33.94 [6] (0:11.48)	0:22.46 [5] (0:11.16)	0:11.30 [3] (0:11.30)
Average Speed [km/h]	51.5	60.2	60.0	59.3	61.5	63.6	65.1	64.5
Top Speed [km/h]	61.0	61.4	61.1	60.7	64.3	65.3	66.0	65.7
Avg. Dist. to Rail [m]	4.8	0.2	0.2	0.7	0.5	2.6	5.5	6.4
Avg. Stride Freq. [Hz]	2.2	2.3	2.3	2.3	2.3	2.3	2.4	2.4
Avg. Stride Length [m]	6.3	7.2	7.2	7.2	7.5	7.6	7.5	7.4



- [] Ranking at each section and finish
- .-.- No data available at this section
- NA No data available



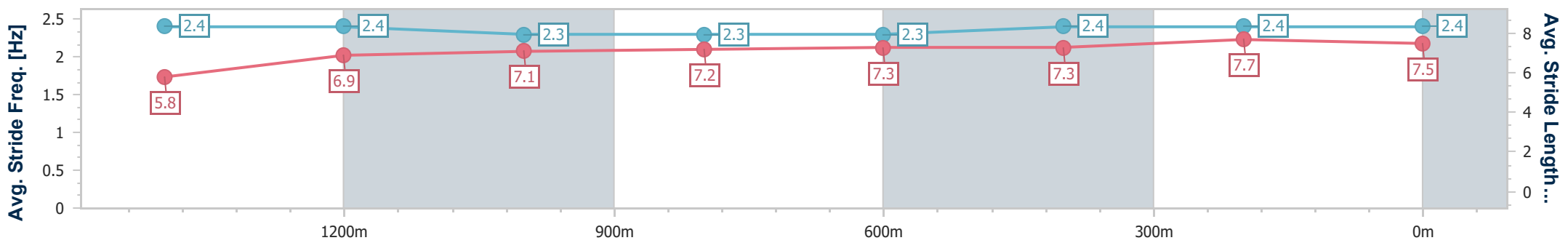
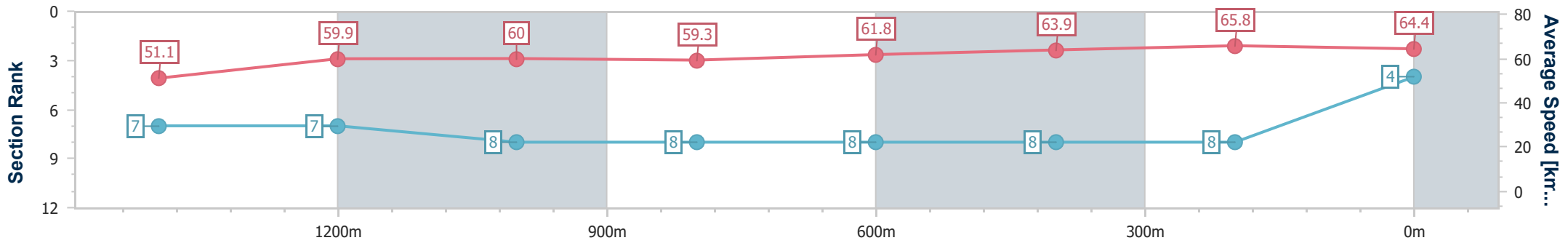
Horse/Jockey Name	Castile
Final Rank	4
Fastest Section Time (Section)	0:11.06 (400m)
Top Speed [km/h] (Section)	66.5 (400m)
Race State	Finished



Townsville QLD Professional
Race 4: LADBROKE IT! OPEN Handicap - 1609m
 28 July 2024 - 14:30
 Track Rating: Soft 5, Weather: Fine, Rail Position: True



Section	Overall	1400m	1200m	1000m	800m	600m	400m	200m
Section Times	1:36.58 [4] (0:14.84)	1:21.74 [7] (0:12.07)	1:09.67 [7] (0:11.98)	0:57.69 [8] (0:12.16)	0:45.53 [8] (0:11.71)	0:33.82 [8] (0:11.47)	0:22.35 [8] (0:11.06)	0:11.29 [8] (0:11.29)
Average Speed [km/h]	51.1	59.9	60.0	59.3	61.8	63.9	65.8	64.4
Top Speed [km/h]	62.9	61.7	61.7	60.7	65.2	65.3	66.5	66.0
Avg. Dist. to Rail [m]	6.0	1.0	0.2	0.4	1.0	3.2	7.5	10.7
Avg. Stride Freq. [Hz]	2.4	2.4	2.3	2.3	2.3	2.4	2.4	2.4
Avg. Stride Length [m]	5.8	6.9	7.1	7.2	7.3	7.3	7.7	7.5



- [] Ranking at each section and finish
- .-.- No data available at this section
- NA No data available



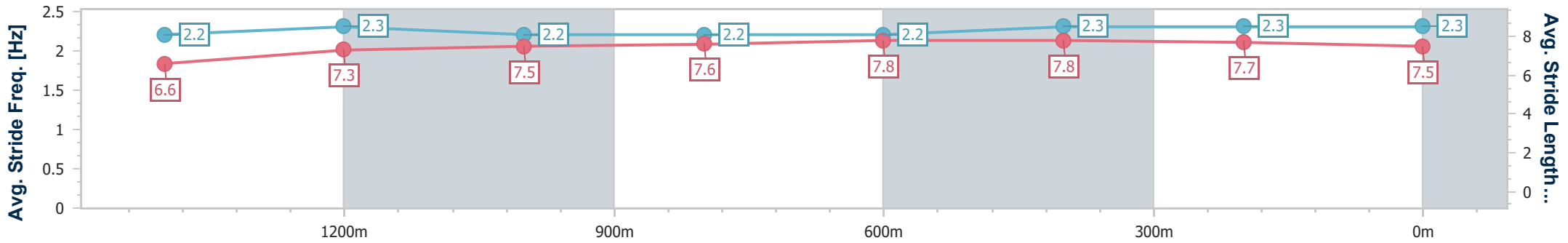
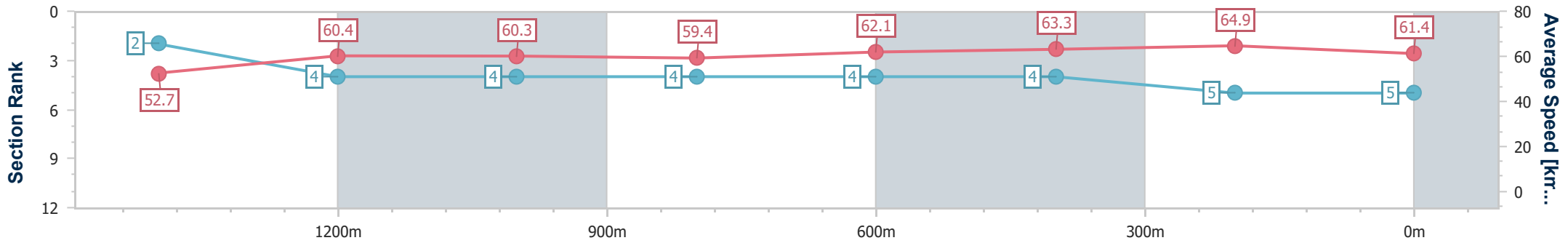
Horse/Jockey Name	Jetski
Final Rank	5
Fastest Section Time (Section)	0:11.23 (400m)
Top Speed [km/h] (Section)	65.5 (400m)
Race State	Finished



Townsville QLD Professional
Race 4: LADBROKE IT! OPEN Handicap - 1609m
 28 July 2024 - 14:30
 Track Rating: Soft 5, Weather: Fine, Rail Position: True



Section	Overall	1400m	1200m	1000m	800m	600m	400m	200m
Section Times	1:36.99 [5] (0:14.48)	1:22.51 [2] (0:11.96)	1:10.55 [4] (0:11.97)	0:58.58 [4] (0:12.20)	0:46.38 [4] (0:11.72)	0:34.66 [4] (0:11.59)	0:23.07 [4] (0:11.23)	0:11.84 [5] (0:11.84)
Average Speed [km/h]	52.7	60.4	60.3	59.4	62.1	63.3	64.9	61.4
Top Speed [km/h]	60.6	61.4	61.4	60.0	64.1	64.5	65.5	64.4
Avg. Dist. to Rail [m]	9.5	1.4	1.3	1.4	2.3	4.1	6.3	8.3
Avg. Stride Freq. [Hz]	2.2	2.3	2.2	2.2	2.2	2.3	2.3	2.3
Avg. Stride Length [m]	6.6	7.3	7.5	7.6	7.8	7.8	7.7	7.5



- [] Ranking at each section and finish
- .-.- No data available at this section
- NA No data available



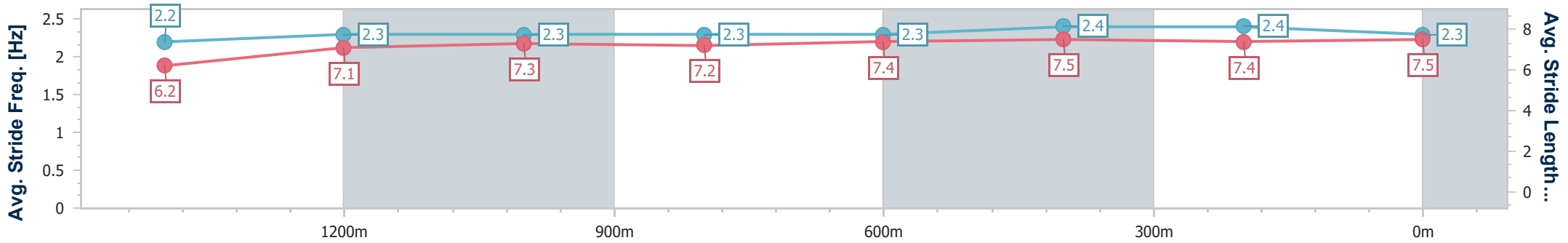
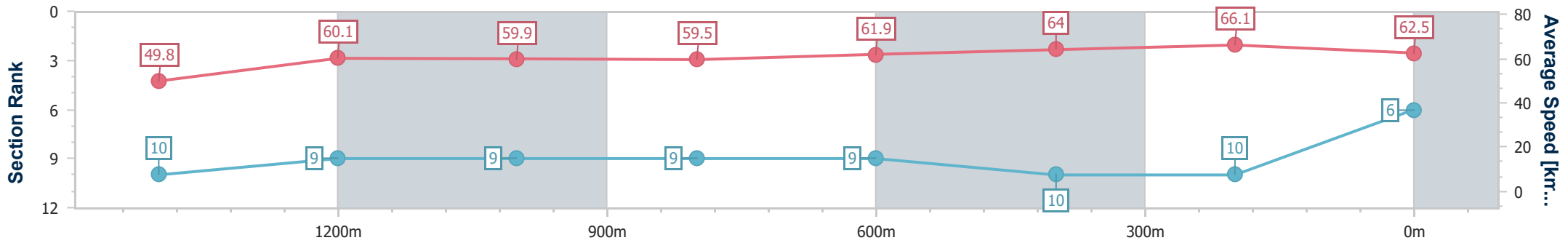
Horse/Jockey Name	Forgiato
Final Rank	6
Fastest Section Time (Section)	0:10.97 (400m)
Top Speed [km/h] (Section)	66.6 (600m)
Race State	Finished



Townsville QLD Professional
 Race 4: LADBROKE IT! OPEN Handicap - 1609m
 28 July 2024 - 14:30
 Track Rating: Soft 5, Weather: Fine, Rail Position: True



Section	Overall	1400m	1200m	1000m	800m	600m	400m	200m
Section Times	1:37.07 [6] (0:15.26)	1:21.81 [10] (0:11.95)	1:09.86 [9] (0:12.03)	0:57.83 [9] (0:12.06)	0:45.77 [9] (0:11.70)	0:34.07 [9] (0:11.45)	0:22.62 [10] (0:10.97)	0:11.65 [10] (0:11.65)
Average Speed [km/h]	49.8	60.1	59.9	59.5	61.9	64.0	66.1	62.5
Top Speed [km/h]	61.3	61.3	61.7	61.8	65.7	66.6	66.6	65.4
Avg. Dist. to Rail [m]	8.2	0.3	0.4	0.4	1.2	3.8	5.0	7.1
Avg. Stride Freq. [Hz]	2.2	2.3	2.3	2.3	2.3	2.4	2.4	2.3
Avg. Stride Length [m]	6.2	7.1	7.3	7.2	7.4	7.5	7.4	7.5



- [] Ranking at each section and finish
- .-.- No data available at this section
- NA No data available



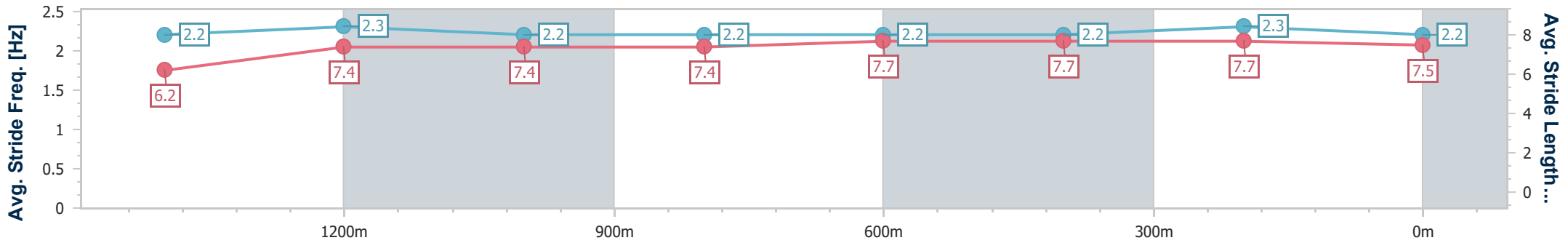
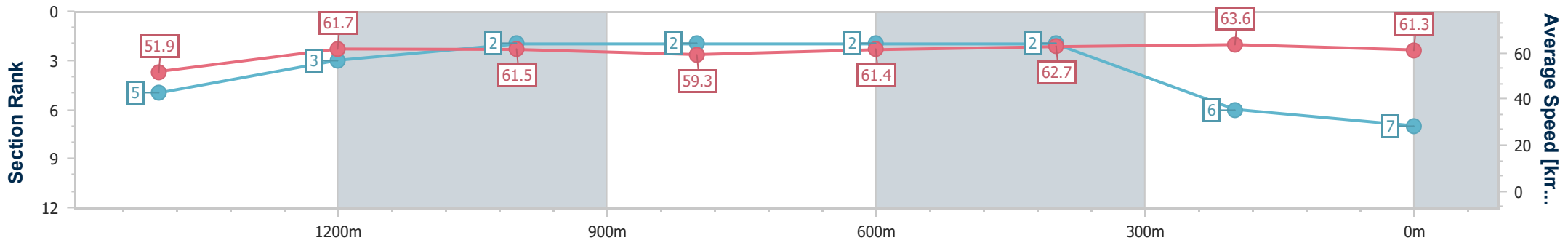
Horse/Jockey Name	Vivenzo
Final Rank	7
Fastest Section Time (Section)	0:11.40 (400m)
Top Speed [km/h] (Section)	64.2 (400m)
Race State	Finished



Townsville QLD Professional
 Race 4: LADBROKE IT! OPEN Handicap - 1609m
 28 July 2024 - 14:30
 Track Rating: Soft 5, Weather: Fine, Rail Position: True



Section	Overall	1400m	1200m	1000m	800m	600m	400m	200m
Section Times	1:37.12 [7] (0:14.66)	1:22.46 [5] (0:11.73)	1:10.73 [3] (0:11.70)	0:59.03 [2] (0:12.17)	0:46.86 [2] (0:11.84)	0:35.02 [2] (0:11.72)	0:23.30 [2] (0:11.40)	0:11.90 [6] (0:11.90)
Average Speed [km/h]	51.9	61.7	61.5	59.3	61.4	62.7	63.6	61.3
Top Speed [km/h]	62.4	62.7	63.1	60.2	62.5	63.7	64.2	62.9
Avg. Dist. to Rail [m]	7.6	1.5	0.6	0.4	2.4	4.2	3.9	4.3
Avg. Stride Freq. [Hz]	2.2	2.3	2.2	2.2	2.2	2.2	2.3	2.2
Avg. Stride Length [m]	6.2	7.4	7.4	7.4	7.7	7.7	7.7	7.5



- [] Ranking at each section and finish
- .-.- No data available at this section
- NA No data available



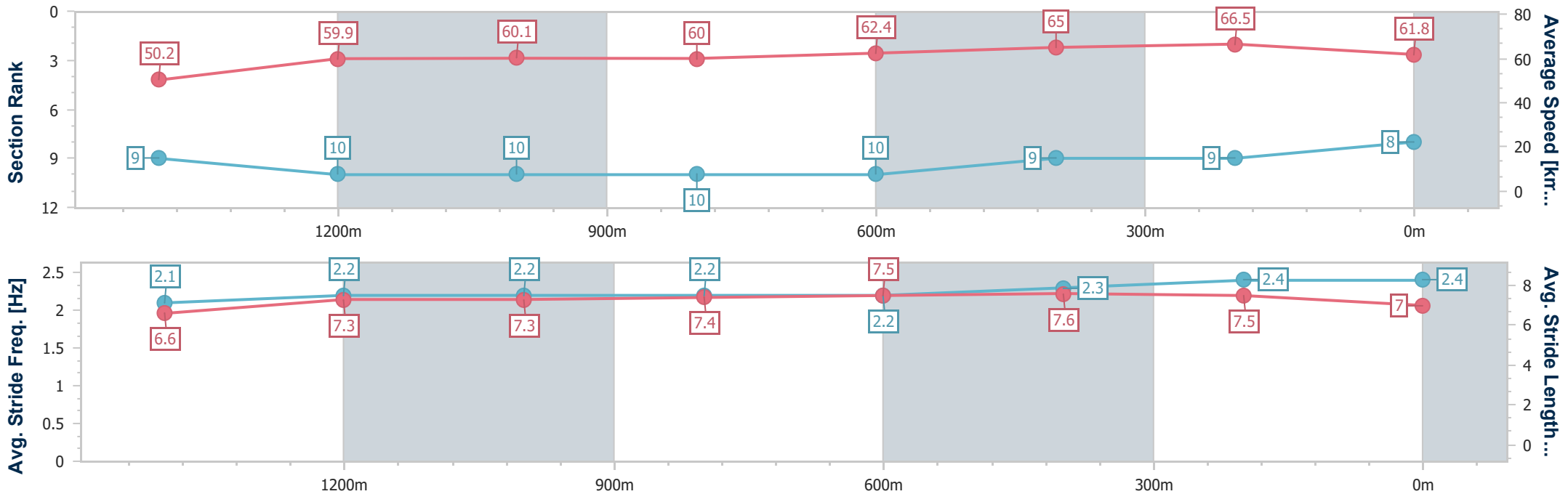
Horse/Jockey Name	Higher Love
Final Rank	8
Fastest Section Time (Section)	0:11.00 (400m)
Top Speed [km/h] (Section)	67.3 (600m)
Race State	Finished



Townsville QLD Professional
 Race 4: LADBROKE IT! OPEN Handicap - 1609m
 28 July 2024 - 14:30
 Track Rating: Soft 5, Weather: Fine, Rail Position: True



Section	Overall	1400m	1200m	1000m	800m	600m	400m	200m
Section Times	1:37.13 [8] (0:15.16)	1:21.97 [9] (0:12.12)	1:09.85 [10] (0:11.99)	0:57.86 [10] (0:12.08)	0:45.78 [10] (0:11.69)	0:34.09 [10] (0:11.33)	0:22.76 [9] (0:11.00)	0:11.76 [9] (0:11.76)
Average Speed [km/h]	50.2	59.9	60.1	60.0	62.4	65.0	66.5	61.8
Top Speed [km/h]	60.0	61.0	61.8	61.6	66.1	67.3	67.2	65.2
Avg. Dist. to Rail [m]	7.8	2.4	2.0	1.6	2.4	5.0	8.6	11.6
Avg. Stride Freq. [Hz]	2.1	2.2	2.2	2.2	2.2	2.3	2.4	2.4
Avg. Stride Length [m]	6.6	7.3	7.3	7.4	7.5	7.6	7.5	7.0



- [] Ranking at each section and finish
- .-.- No data available at this section
- NA No data available



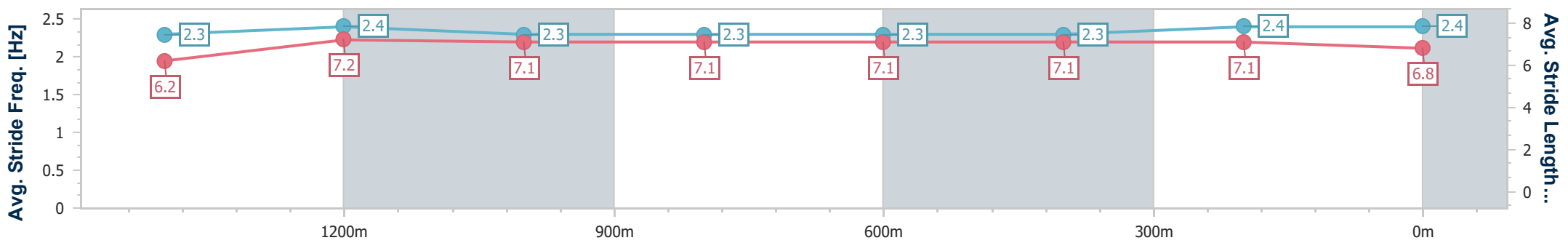
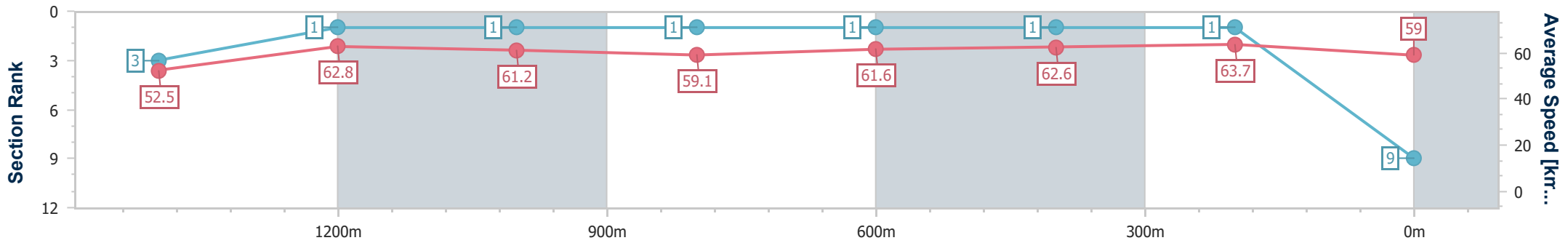
Horse/Jockey Name	Prince Akeem
Final Rank	9
Fastest Section Time (Section)	0:11.39 (400m)
Top Speed [km/h] (Section)	64.1 (400m)
Race State	Finished



Townsville QLD Professional
Race 4: LADBROKE IT! OPEN Handicap - 1609m
 28 July 2024 - 14:30
 Track Rating: Soft 5, Weather: Fine, Rail Position: True



Section	Overall	1400m	1200m	1000m	800m	600m	400m	200m
Section Times	1:37.33 [9] (0:14.57)	1:22.76 [3] (0:11.63)	1:11.13 [1] (0:11.78)	0:59.35 [1] (0:12.21)	0:47.14 [1] (0:11.79)	0:35.35 [1] (0:11.62)	0:23.73 [1] (0:11.39)	0:12.34 [1] (0:12.34)
Average Speed [km/h]	52.5	62.8	61.2	59.1	61.6	62.6	63.7	59.0
Top Speed [km/h]	63.4	63.9	62.2	60.1	62.7	63.6	64.1	62.5
Avg. Dist. to Rail [m]	9.7	3.6	1.3	0.8	1.2	2.7	3.8	4.7
Avg. Stride Freq. [Hz]	2.3	2.4	2.3	2.3	2.3	2.3	2.4	2.4
Avg. Stride Length [m]	6.2	7.2	7.1	7.1	7.1	7.1	7.1	6.8



- [] Ranking at each section and finish
- .-.- No data available at this section
- NA No data available



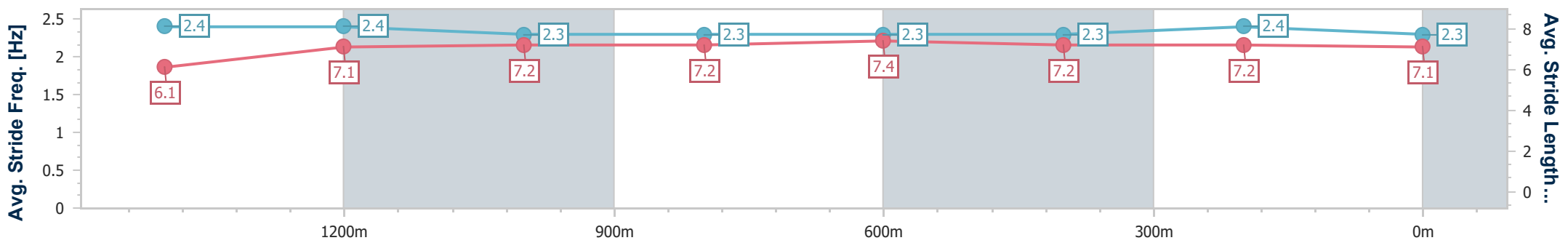
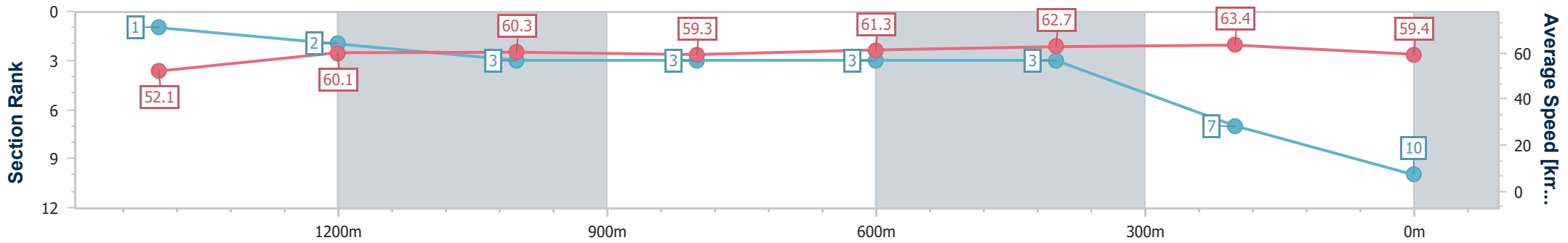
Horse/Jockey Name	Bravio
Final Rank	10
Fastest Section Time (Section)	0:11.41 (400m)
Top Speed [km/h] (Section)	64.1 (400m)
Race State	Finished



Townsville QLD Professional
 Race 4: LADBROKE IT! OPEN Handicap - 1609m
 28 July 2024 - 14:30
 Track Rating: Soft 5, Weather: Fine, Rail Position: True



Section	Overall	1400m	1200m	1000m	800m	600m	400m	200m
Section Times	1:37.52 [10] (0:14.45)	1:23.07 [1] (0:11.92)	1:11.15 [2] (0:11.91)	0:59.24 [3] (0:12.14)	0:47.10 [3] (0:11.79)	0:35.31 [3] (0:11.64)	0:23.67 [3] (0:11.41)	0:12.26 [7] (0:12.26)
Average Speed [km/h]	52.1	60.1	60.3	59.3	61.3	62.7	63.4	59.4
Top Speed [km/h]	62.2	62.2	61.6	60.0	63.1	63.1	64.1	62.3
Avg. Dist. to Rail [m]	2.5	1.2	1.1	0.4	1.3	2.5	3.6	4.0
Avg. Stride Freq. [Hz]	2.4	2.4	2.3	2.3	2.3	2.3	2.4	2.3
Avg. Stride Length [m]	6.1	7.1	7.2	7.2	7.4	7.2	7.2	7.1



- [] Ranking at each section and finish
- .-.- No data available at this section
- NA No data available



Townsville QLD Professional

Race 5: GLOBAL WELDING SUPPLIES LIGHTNING OPEN Handicap - 1000m

28 July 2024 - 15:10



Track Rating: Soft 5, Weather: Fine, Rail Position: True

Section		Overall	800m	600m	400m	200m	Last 600m					
Field Times		0:54.32 (0:12.28)	0:42.04 (0:10.11)	0:31.93 (0:10.42)	0:21.51 (0:10.41)	0:11.10 (0:11.10)	0:31.93					
Rank	TAB Horse/Jockey	Barrier	Top Speed [km/h]	Fastest Section	Margin					Distance Travelled [m]		
1	5 QUEEN ASSASSIN Justin Huxtable	5	71.5 Overall	0:10.07 800m	0:54.32 [1] (0:12.47)	0:41.85 [3] (0:10.07)	0:31.78 [3] (0:10.43)	0:21.35 [3] (0:10.25)	0:11.10 [1] (0:11.10)	0:54.32	0:31.78	
2	7 DEMON AWARD Corey Bayliss	7	71.3 800m	0:09.92 800m	0:54.70 [2] (0:12.85)	0:41.85 [7] (0:09.92)	0:31.93 [6] (0:10.30)	0:21.63 [4] (0:10.47)	0:11.16 [3] (0:11.16)	2.2L	0:31.93	+4
3	10 DOUBTING EYE Jackson Murphy	6	69.8 400m	0:09.79 800m	0:54.99 [3] (0:12.99)	0:42.00 [10] (0:09.79)	0:32.21 [7] (0:10.30)	0:21.91 [6] (0:10.61)	0:11.30 [6] (0:11.30)	3.91L	0:32.21	-1
4	6 ROWEINER'S DANCE Justin Stanley	11	70.6 600m	0:10.09 800m	0:55.04 [4] (0:12.61)	0:42.43 [4] (0:10.09)	0:32.34 [4] (0:10.38)	0:21.96 [5] (0:10.53)	0:11.43 [5] (0:11.43)	4.19L	0:32.34	-2
5	3 HURTLE Lacey Morrison	10	70.6 800m	0:09.97 800m	0:55.12 [5] (0:13.15)	0:41.97 [11] (0:09.97)	0:32.00 [11] (0:10.28)	0:21.72 [8] (0:10.50)	0:11.22 [8] (0:11.22)	4.65L	0:32.00	+0
6	1 ALL TIME LEGEND Ryan Wiggins	3	69.5 800m	0:10.02 800m	0:55.12 [6] (0:12.74)	0:42.38 [5] (0:10.02)	0:32.36 [5] (0:10.42)	0:21.94 [7] (0:10.63)	0:11.31 [7] (0:11.31)	4.71L	0:32.36	-1
7	11 RED BOOMSHAKALAKA Samantha Collett	2	69.8 800m	0:10.08 800m	0:55.21 [7] (0:12.31)	0:42.90 [2] (0:10.08)	0:32.82 [1] (0:10.42)	0:22.40 [1] (0:10.67)	0:11.73 [2] (0:11.73)	5.19L	0:32.82	+2
8	8 EYEWITNESS Ron Stewart	4	68.8 800m	0:10.13 800m	0:55.45 [8] (0:12.98)	0:42.47 [9] (0:10.13)	0:32.34 [10] (0:10.41)	0:21.93 [10] (0:10.72)	0:11.21 [10] (0:11.21)	6.63L	0:32.34	-1
9	4 AHWAHNEECHEE Nikki Olzard	9	69.4 400m	0:10.17 800m	0:55.51 [9] (0:12.92)	0:42.59 [8] (0:10.17)	0:32.42 [9] (0:10.44)	0:21.98 [11] (0:10.68)	0:11.30 [9] (0:11.30)	6.97L	0:32.42	+0
10	2 BLUE KENTUCKY MOON Warwick Satherley	1	70.2 800m	0:10.13 800m	0:55.63 [10] (0:12.28)	0:43.35 [1] (0:10.13)	0:33.22 [2] (0:10.43)	0:22.79 [2] (0:10.76)	0:12.03 [4] (0:12.03)	7.68L	0:33.22	-1

[] Ranking at each section and finish
 -:-:- No data available at this section
 NA No data available

SCN Saddle cloth number
 DNF Did not finish
 DNT Did not track



Townsville QLD Professional
Race 5: GLOBAL WELDING SUPPLIES LIGHTNING OPEN Handicap - 1000m
28 July 2024 - 15:10



Track Rating: Soft 5, Weather: Fine, Rail Position: True

Section		Overall	800m	600m	400m	200m	Last 600m					
Field Times		0:54.32 (0:12.28)	0:42.04 (0:10.11)	0:31.93 (0:10.42)	0:21.51 (0:10.41)	0:11.10 (0:11.10)	0:31.93					
Rank	TAB Horse/Jockey	Barrier	Top Speed [km/h]	Fastest Section	Margin					Distance Travelled [m]		
11	9 BAKUHATSU Pietro Romeo	8	71.1 600m	0:10.13 800m	0:55.78 [11] (0:12.80)	0:42.98 [6] (0:10.13)	0:32.85 [8] (0:10.50)	0:22.35 [9] (0:10.86)	0:11.49 [11] (0:11.49)	8.57L	0:32.85	+4

[] Ranking at each section and finish
 -:-:- No data available at this section
 NA No data available

SCN Saddle cloth number
 DNF Did not finish
 DNT Did not track



Horse/Jockey Name	Queen Assassin
Final Rank	1
Fastest Section Time (Section)	0:10.07 (800m)
Top Speed [km/h] (Section)	71.5 (Overall)
Race State	Finished

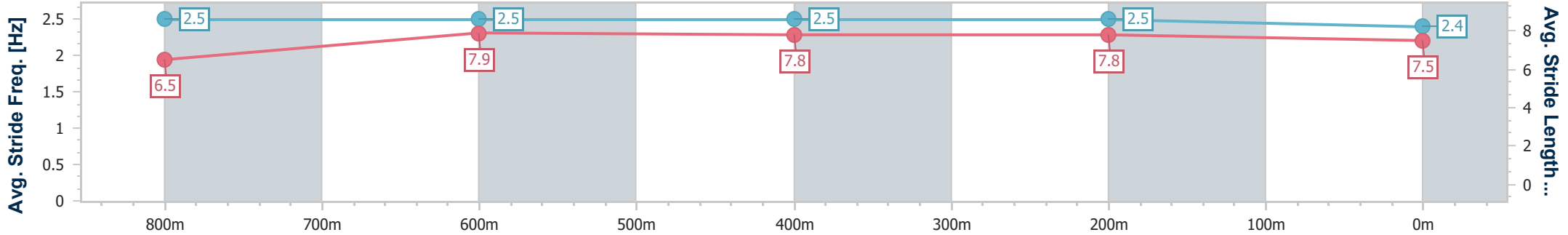
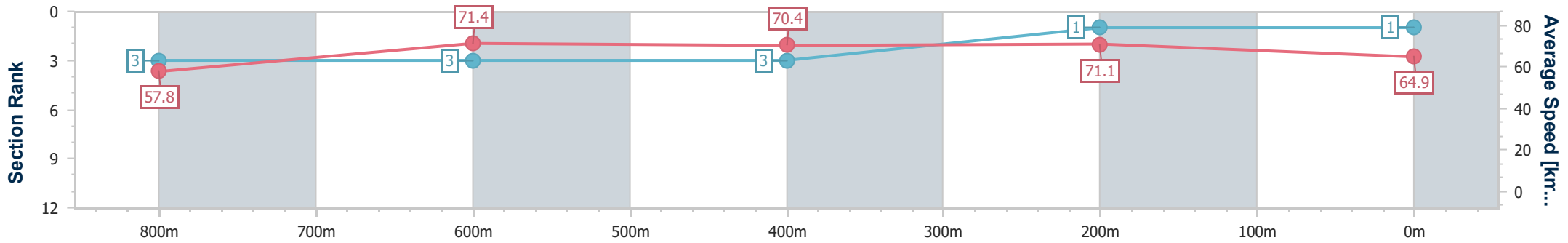


Townsville QLD Professional
 Race 5: GLOBAL WELDING SUPPLIES LIGHTNING OPEN
 Handicap - 1000m
 28 July 2024 - 15:10



Track Rating: Soft 5, Weather: Fine, Rail Position: True

Section	Overall	800m	600m	400m	200m
Section Times	0:54.32 [1] (0:12.47)	0:41.85 [3] (0:10.07)	0:31.78 [3] (0:10.43)	0:21.35 [3] (0:10.25)	0:11.10 [1] (0:11.10)
Average Speed [km/h]	57.8	71.4	70.4	71.1	64.9
Top Speed [km/h]	71.5	65.2	71.3	68.8	69.1
Avg. Dist. to Rail [m]	7.1	0.8	3.8	7.3	7.6
Avg. Stride Freq. [Hz]	2.5	2.5	2.5	2.5	2.4
Avg. Stride Length [m]	6.5	7.9	7.8	7.8	7.5



- [] Ranking at each section and finish
- .-.- No data available at this section
- NA No data available



Horse/Jockey Name	Demon Award
Final Rank	2
Fastest Section Time (Section)	0:09.92 (800m)
Top Speed [km/h] (Section)	71.3 (800m)
Race State	Finished

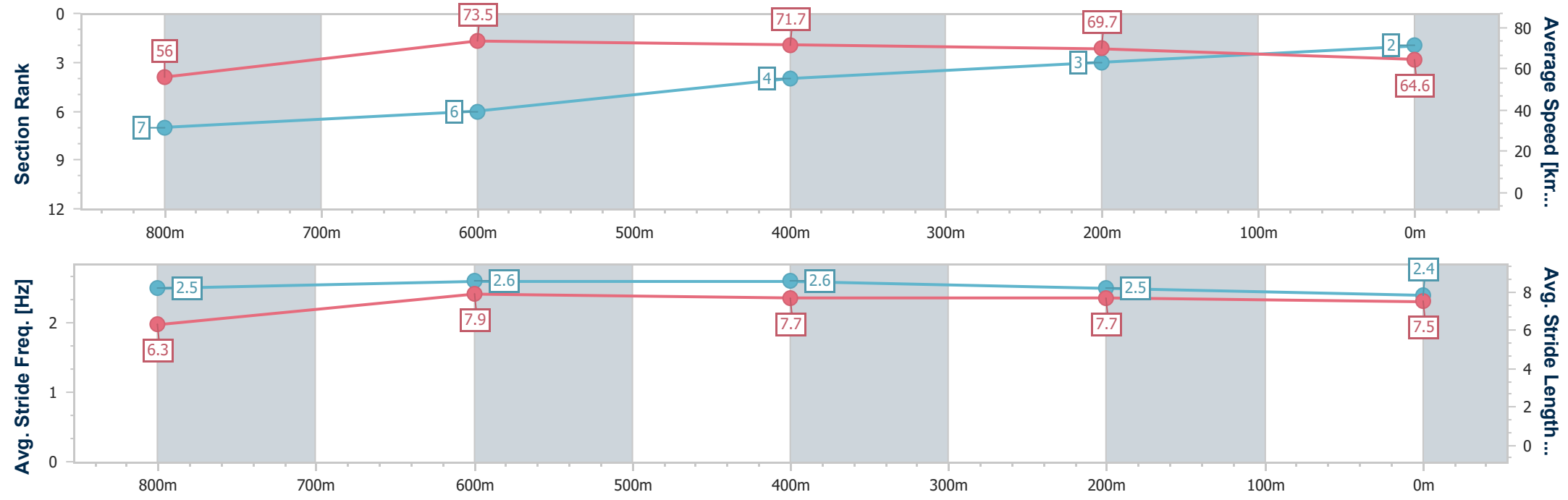


Townsville QLD Professional
 Race 5: GLOBAL WELDING SUPPLIES LIGHTNING OPEN
 Handicap - 1000m
 28 July 2024 - 15:10



Track Rating: Soft 5, Weather: Fine, Rail Position: True

Section	Overall	800m	600m	400m	200m
Section Times	0:54.70 [2] (0:12.85)	0:41.85 [7] (0:09.92)	0:31.93 [6] (0:10.30)	0:21.63 [4] (0:10.47)	0:11.16 [3] (0:11.16)
Average Speed [km/h]	56.0	73.5	71.7	69.7	64.6
Top Speed [km/h]	65.2	71.3	71.3	71.0	67.9
Avg. Dist. to Rail [m]	6.4	3.1	5.2	8.1	8.9
Avg. Stride Freq. [Hz]	2.5	2.6	2.6	2.5	2.4
Avg. Stride Length [m]	6.3	7.9	7.7	7.7	7.5



- [] Ranking at each section and finish
- .-.- No data available at this section
- NA No data available



Horse/Jockey Name	Doubting Eye
Final Rank	3
Fastest Section Time (Section)	0:09.79 (800m)
Top Speed [km/h] (Section)	69.8 (400m)
Race State	Finished

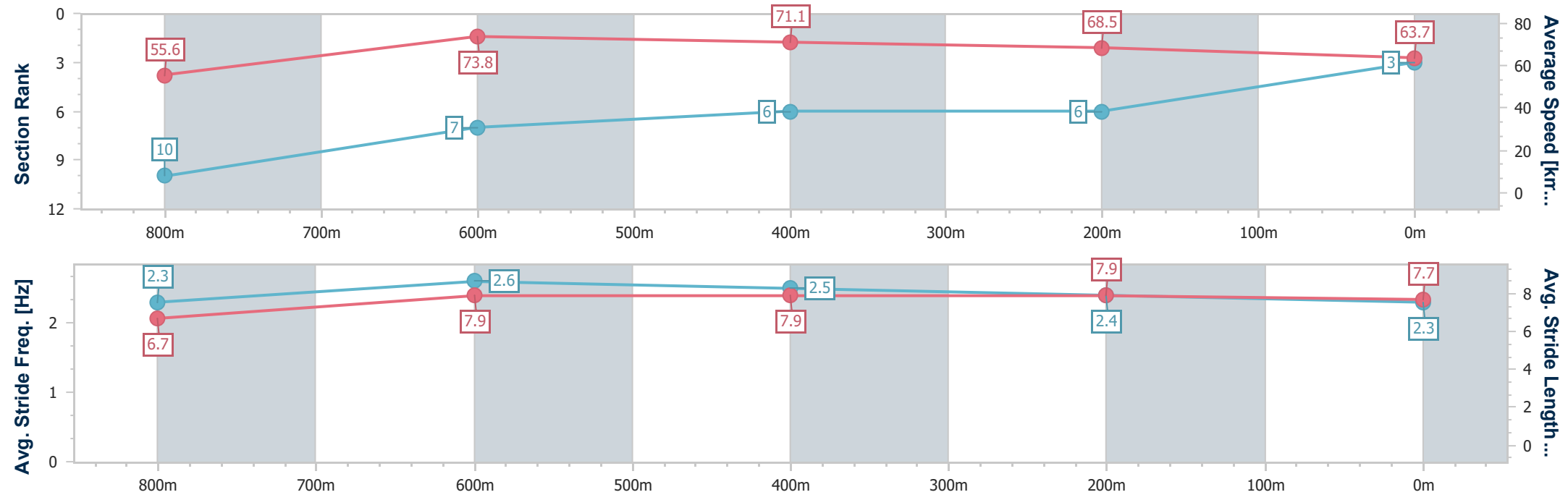


Townsville QLD Professional
 Race 5: GLOBAL WELDING SUPPLIES LIGHTNING OPEN
 Handicap - 1000m
 28 July 2024 - 15:10



Track Rating: Soft 5, Weather: Fine, Rail Position: True

Section	Overall	800m	600m	400m	200m
Section Times	0:54.99 [3] (0:12.99)	0:42.00 [10] (0:09.79)	0:32.21 [7] (0:10.30)	0:21.91 [6] (0:10.61)	0:11.30 [6] (0:11.30)
Average Speed [km/h]	55.6	73.8	71.1	68.5	63.7
Top Speed [km/h]	65.9	68.0	68.4	69.8	66.7
Avg. Dist. to Rail [m]	6.3	1.5	2.9	6.7	9.5
Avg. Stride Freq. [Hz]	2.3	2.6	2.5	2.4	2.3
Avg. Stride Length [m]	6.7	7.9	7.9	7.9	7.7



- [] Ranking at each section and finish
- .-.- No data available at this section
- NA No data available



Horse/Jockey Name	Roweiner's Dance
Final Rank	4
Fastest Section Time (Section)	0:10.09 (800m)
Top Speed [km/h] (Section)	70.6 (600m)
Race State	Finished

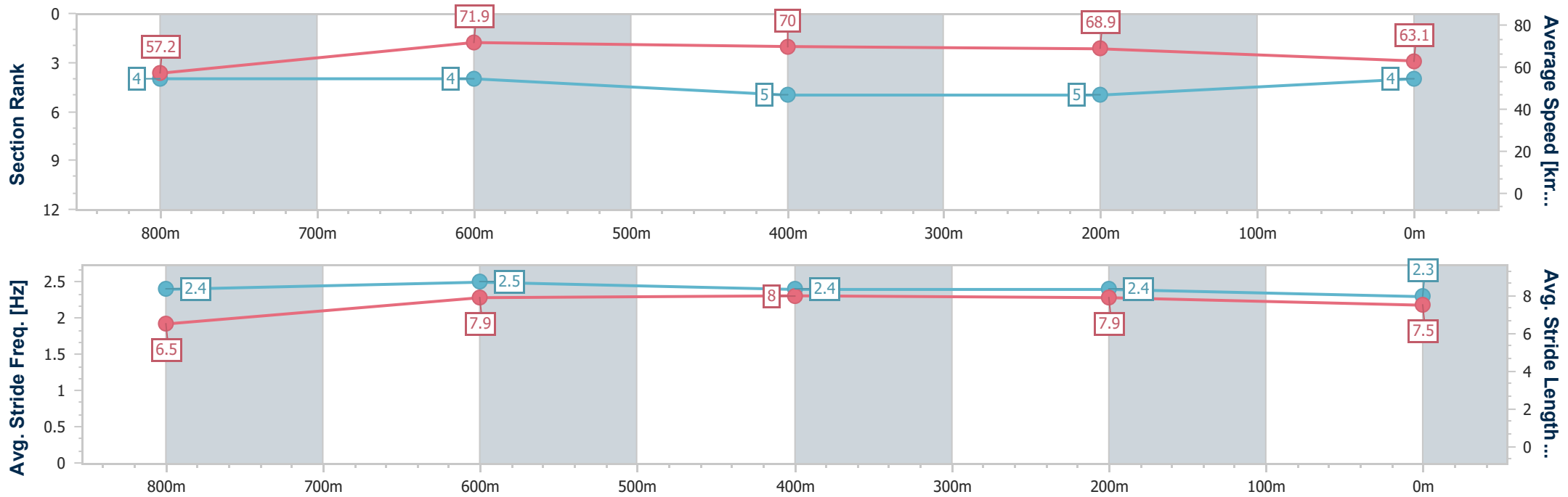


Townsville QLD Professional
 Race 5: GLOBAL WELDING SUPPLIES LIGHTNING OPEN
 Handicap - 1000m
 28 July 2024 - 15:10



Track Rating: Soft 5, Weather: Fine, Rail Position: True

Section	Overall	800m	600m	400m	200m
Section Times	0:55.04 [4] (0:12.61)	0:42.43 [4] (0:10.09)	0:32.34 [4] (0:10.38)	0:21.96 [5] (0:10.53)	0:11.43 [5] (0:11.43)
Average Speed [km/h]	57.2	71.9	70.0	68.9	63.1
Top Speed [km/h]	68.8	69.8	70.6	66.6	67.1
Avg. Dist. to Rail [m]	10.8	2.4	1.9	4.2	6.5
Avg. Stride Freq. [Hz]	2.4	2.5	2.4	2.4	2.3
Avg. Stride Length [m]	6.5	7.9	8.0	7.9	7.5



- [] Ranking at each section and finish
- .-.- No data available at this section
- NA No data available



Horse/Jockey Name	Hurtle
Final Rank	5
Fastest Section Time (Section)	0:09.97 (800m)
Top Speed [km/h] (Section)	70.6 (800m)
Race State	Finished

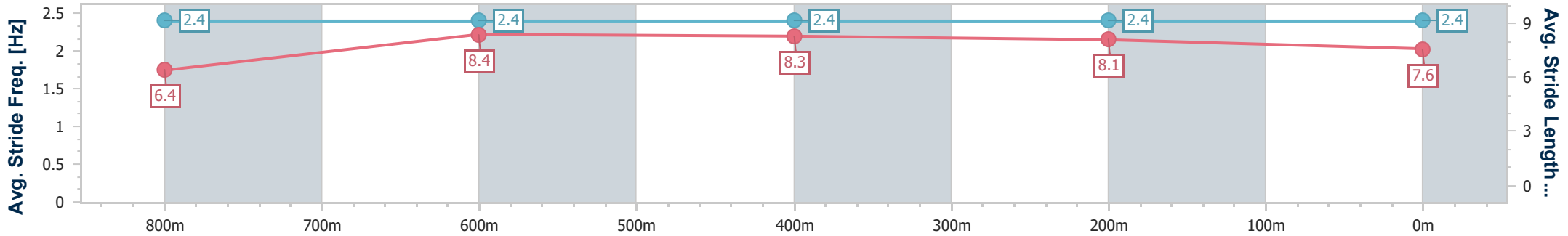
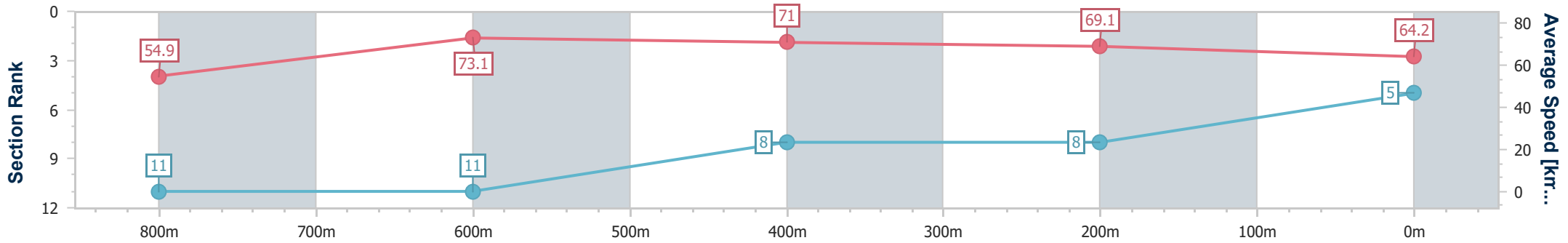


Townsville QLD Professional
 Race 5: GLOBAL WELDING SUPPLIES LIGHTNING OPEN
 Handicap - 1000m
 28 July 2024 - 15:10



Track Rating: Soft 5, Weather: Fine, Rail Position: True

Section	Overall	800m	600m	400m	200m
Section Times	0:55.12 [5] (0:13.15)	0:41.97 [11] (0:09.97)	0:32.00 [11] (0:10.28)	0:21.72 [8] (0:10.50)	0:11.22 [8] (0:11.22)
Average Speed [km/h]	54.9	73.1	71.0	69.1	64.2
Top Speed [km/h]	66.2	70.6	69.8	70.3	67.8
Avg. Dist. to Rail [m]	11.1	3.6	2.6	5.2	9.5
Avg. Stride Freq. [Hz]	2.4	2.4	2.4	2.4	2.4
Avg. Stride Length [m]	6.4	8.4	8.3	8.1	7.6



- [] Ranking at each section and finish
- .-.- No data available at this section
- NA No data available



Horse/Jockey Name	All Time Legend
Final Rank	6
Fastest Section Time (Section)	0:10.02 (800m)
Top Speed [km/h] (Section)	69.5 (800m)
Race State	Finished

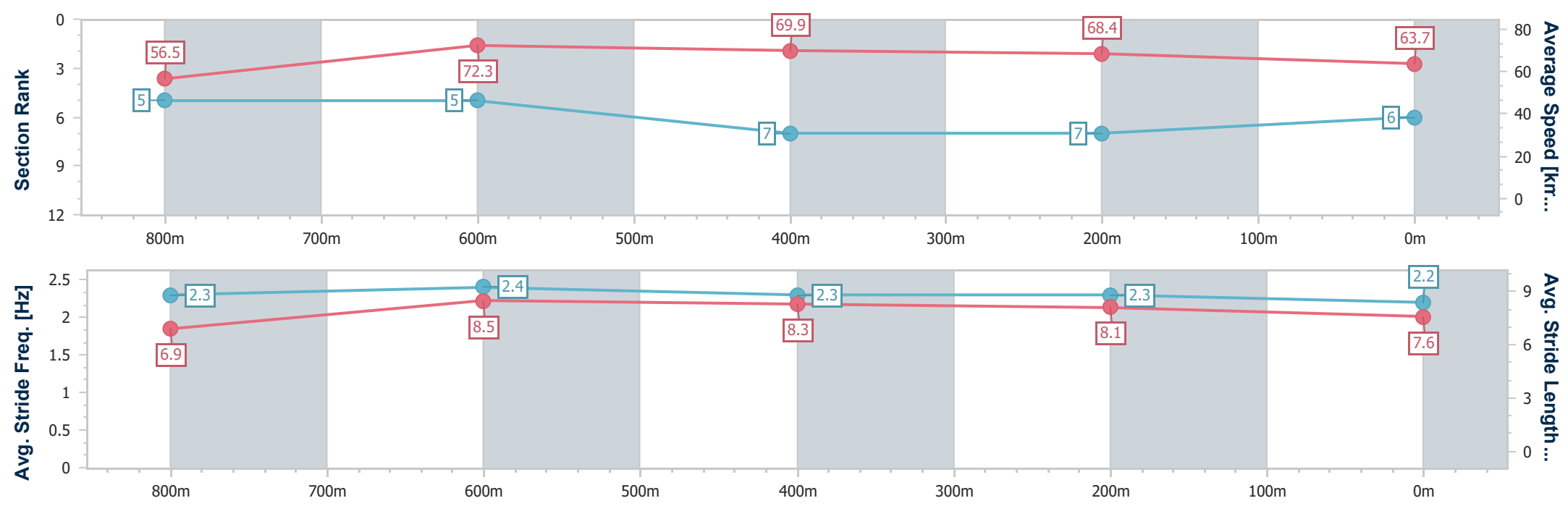


Townsville QLD Professional
 Race 5: GLOBAL WELDING SUPPLIES LIGHTNING OPEN
 Handicap - 1000m
 28 July 2024 - 15:10



Track Rating: Soft 5, Weather: Fine, Rail Position: True

Section	Overall	800m	600m	400m	200m
Section Times	0:55.12 [6] (0:12.74)	0:42.38 [5] (0:10.02)	0:32.36 [5] (0:10.42)	0:21.94 [7] (0:10.63)	0:11.31 [7] (0:11.31)
Average Speed [km/h]	56.5	72.3	69.9	68.4	63.7
Top Speed [km/h]	67.7	69.5	68.0	69.4	66.9
Avg. Dist. to Rail [m]	5.0	1.3	2.7	5.6	8.8
Avg. Stride Freq. [Hz]	2.3	2.4	2.3	2.3	2.2
Avg. Stride Length [m]	6.9	8.5	8.3	8.1	7.6



- [] Ranking at each section and finish
- .-.- No data available at this section
- NA No data available



Horse/Jockey Name	Red Boomshakalaka
Final Rank	7
Fastest Section Time (Section)	0:10.08 (800m)
Top Speed [km/h] (Section)	69.8 (800m)
Race State	Finished

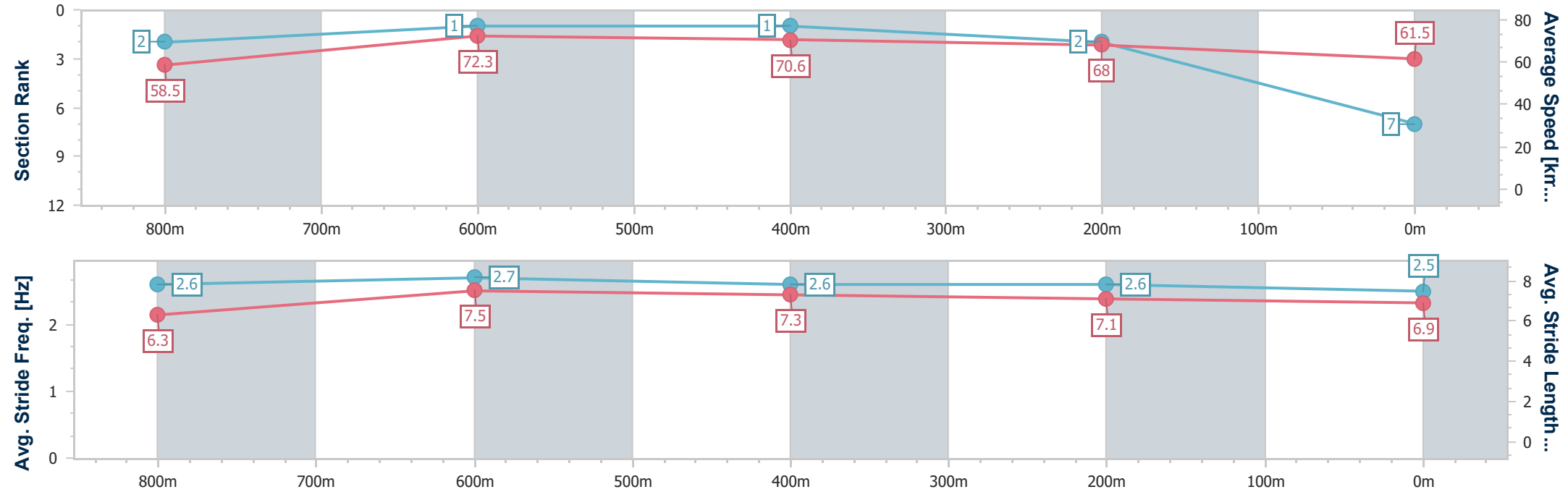


Townsville QLD Professional
 Race 5: GLOBAL WELDING SUPPLIES LIGHTNING OPEN
 Handicap - 1000m
 28 July 2024 - 15:10



Track Rating: Soft 5, Weather: Fine, Rail Position: True

Section	Overall	800m	600m	400m	200m
Section Times	0:55.21 [7] (0:12.31)	0:42.90 [2] (0:10.08)	0:32.82 [1] (0:10.42)	0:22.40 [1] (0:10.67)	0:11.73 [2] (0:11.73)
Average Speed [km/h]	58.5	72.3	70.6	68.0	61.5
Top Speed [km/h]	66.2	69.8	67.7	69.5	66.5
Avg. Dist. to Rail [m]	4.8	3.3	4.3	5.2	5.3
Avg. Stride Freq. [Hz]	2.6	2.7	2.6	2.6	2.5
Avg. Stride Length [m]	6.3	7.5	7.3	7.1	6.9



- [] Ranking at each section and finish
- .-.- No data available at this section
- NA No data available



Horse/Jockey Name	Eyewitness
Final Rank	8
Fastest Section Time (Section)	0:10.13 (800m)
Top Speed [km/h] (Section)	68.8 (800m)
Race State	Finished

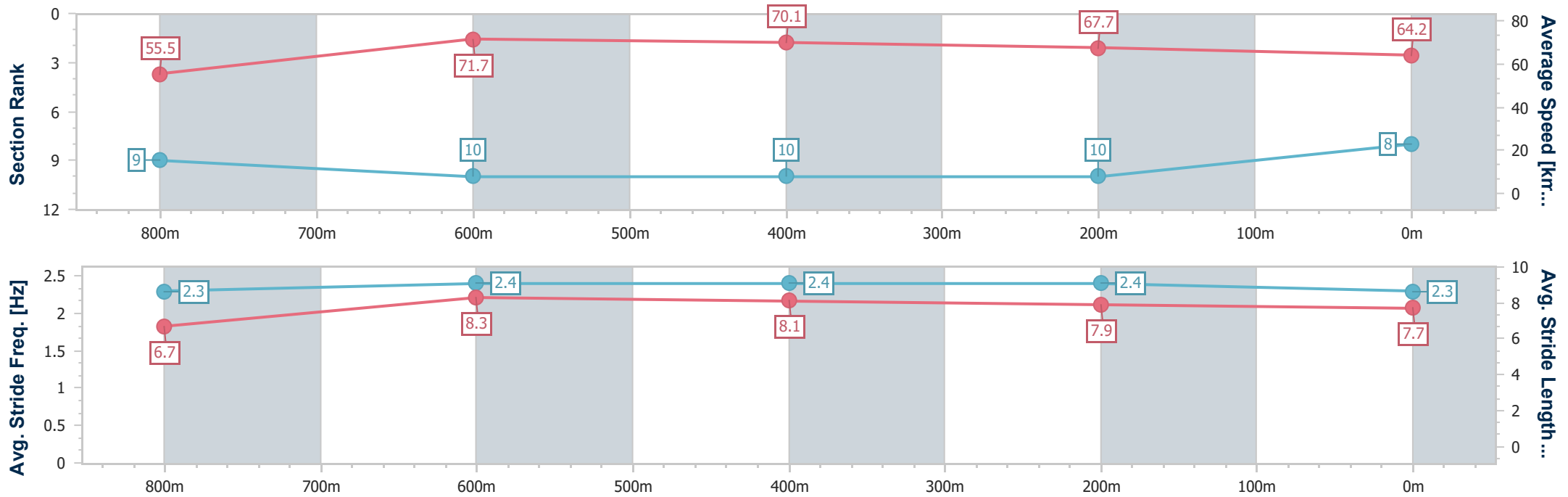


Townsville QLD Professional
 Race 5: GLOBAL WELDING SUPPLIES LIGHTNING OPEN
 Handicap - 1000m
 28 July 2024 - 15:10



Track Rating: Soft 5, Weather: Fine, Rail Position: True

Section	Overall	800m	600m	400m	200m
Section Times	0:55.45 [8] (0:12.98)	0:42.47 [9] (0:10.13)	0:32.34 [10] (0:10.41)	0:21.93 [10] (0:10.72)	0:11.21 [10] (0:11.21)
Average Speed [km/h]	55.5	71.7	70.1	67.7	64.2
Top Speed [km/h]	65.2	68.8	64.8	68.1	67.2
Avg. Dist. to Rail [m]	5.2	1.9	3.0	5.2	7.5
Avg. Stride Freq. [Hz]	2.3	2.4	2.4	2.4	2.3
Avg. Stride Length [m]	6.7	8.3	8.1	7.9	7.7



- [] Ranking at each section and finish
- .-.- No data available at this section
- NA No data available



Horse/Jockey Name	Ahwahneechee
Final Rank	9
Fastest Section Time (Section)	0:10.17 (800m)
Top Speed [km/h] (Section)	69.4 (400m)
Race State	Finished

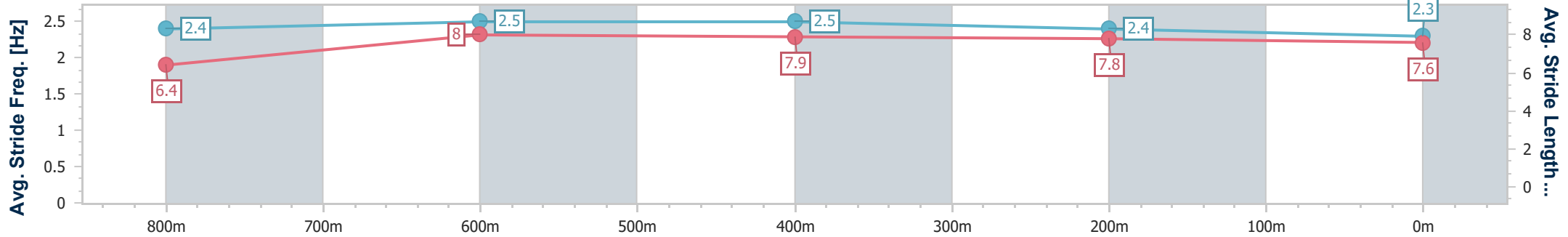
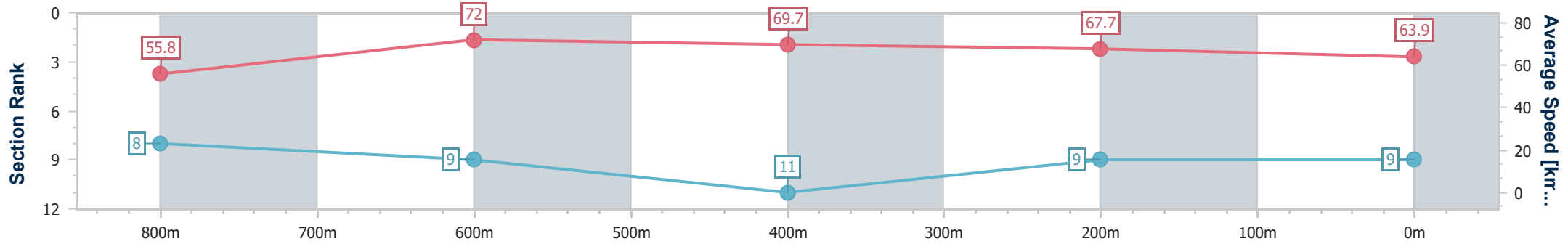


Townsville QLD Professional
 Race 5: GLOBAL WELDING SUPPLIES LIGHTNING OPEN
 Handicap - 1000m
 28 July 2024 - 15:10



Track Rating: Soft 5, Weather: Fine, Rail Position: True

Section	Overall	800m	600m	400m	200m
Section Times	0:55.51 [9] (0:12.92)	0:42.59 [8] (0:10.17)	0:32.42 [9] (0:10.44)	0:21.98 [11] (0:10.68)	0:11.30 [9] (0:11.30)
Average Speed [km/h]	55.8	72.0	69.7	67.7	63.9
Top Speed [km/h]	67.0	65.5	68.4	69.4	66.5
Avg. Dist. to Rail [m]	10.9	4.5	2.6	3.3	6.3
Avg. Stride Freq. [Hz]	2.4	2.5	2.5	2.4	2.3
Avg. Stride Length [m]	6.4	8.0	7.9	7.8	7.6



- [] Ranking at each section and finish
- .-.- No data available at this section
- NA No data available



Horse/Jockey Name	Blue Kentucky Moon
Final Rank	10
Fastest Section Time (Section)	0:10.13 (800m)
Top Speed [km/h] (Section)	70.2 (800m)
Race State	Finished

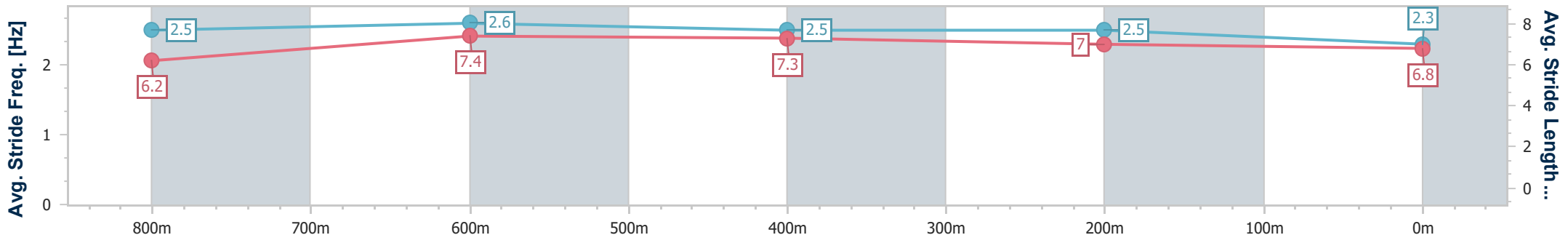
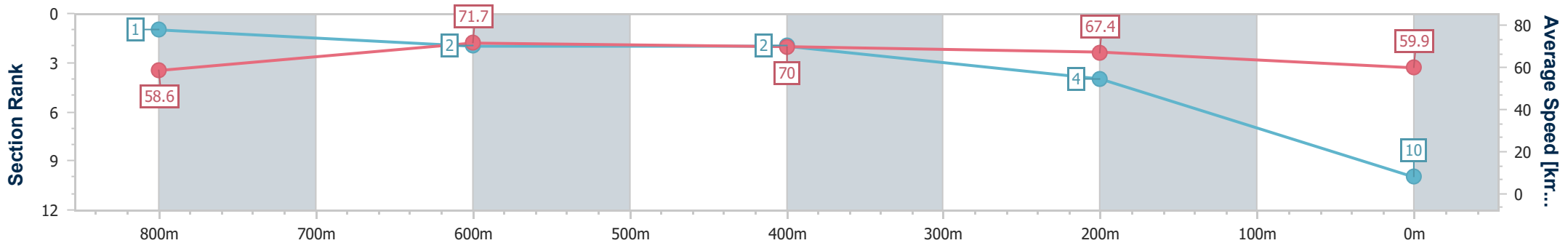


Townsville QLD Professional
 Race 5: GLOBAL WELDING SUPPLIES LIGHTNING OPEN
 Handicap - 1000m
 28 July 2024 - 15:10



Track Rating: Soft 5, Weather: Fine, Rail Position: True

Section	Overall	800m	600m	400m	200m
Section Times	0:55.63 [10] (0:12.28)	0:43.35 [1] (0:10.13)	0:33.22 [2] (0:10.43)	0:22.79 [2] (0:10.76)	0:12.03 [4] (0:12.03)
Average Speed [km/h]	58.6	71.7	70.0	67.4	59.9
Top Speed [km/h]	66.2	70.2	70.1	66.2	64.5
Avg. Dist. to Rail [m]	5.4	2.9	3.0	2.9	2.8
Avg. Stride Freq. [Hz]	2.5	2.6	2.5	2.5	2.3
Avg. Stride Length [m]	6.2	7.4	7.3	7.0	6.8



- [] Ranking at each section and finish
- .-.- No data available at this section
- NA No data available



Horse/Jockey Name	Bakuhatsu
Final Rank	11
Fastest Section Time (Section)	0:10.13 (800m)
Top Speed [km/h] (Section)	71.1 (600m)
Race State	Finished

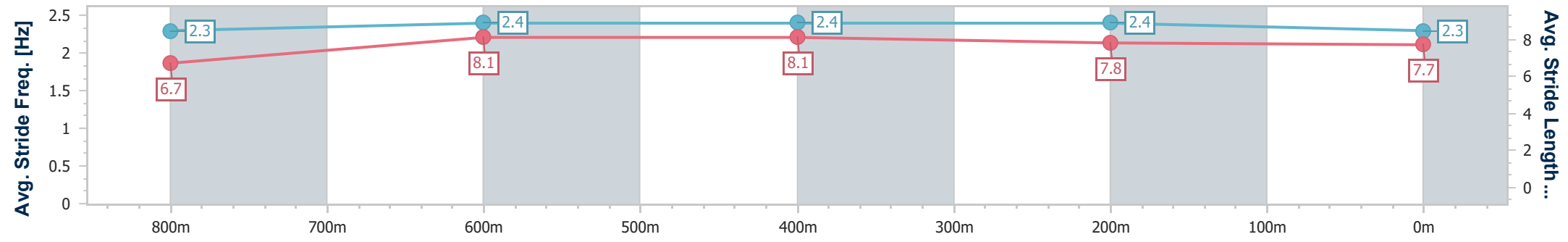
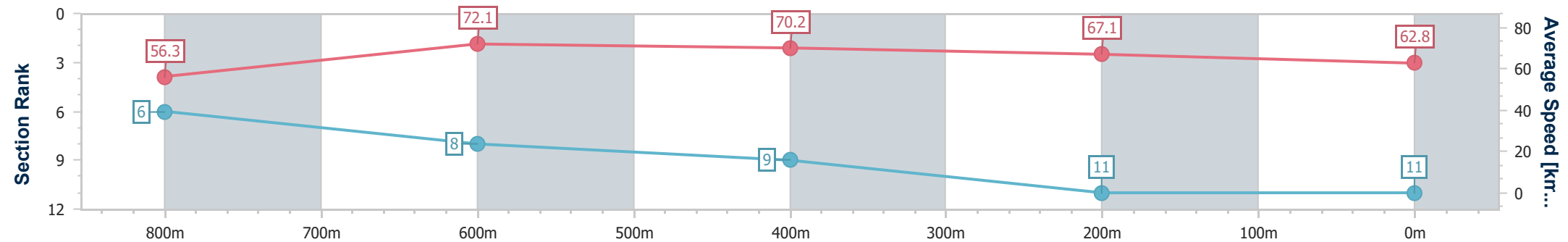


Townsville QLD Professional
 Race 5: GLOBAL WELDING SUPPLIES LIGHTNING OPEN
 Handicap - 1000m
 28 July 2024 - 15:10



Track Rating: Soft 5, Weather: Fine, Rail Position: True

Section	Overall	800m	600m	400m	200m
Section Times	0:55.78 [11] (0:12.80)	0:42.98 [6] (0:10.13)	0:32.85 [8] (0:10.50)	0:22.35 [9] (0:10.86)	0:11.49 [11] (0:11.49)
Average Speed [km/h]	56.3	72.1	70.2	67.1	62.8
Top Speed [km/h]	64.8	68.4	71.1	64.8	66.7
Avg. Dist. to Rail [m]	8.5	4.0	4.7	7.3	9.9
Avg. Stride Freq. [Hz]	2.3	2.4	2.4	2.4	2.3
Avg. Stride Length [m]	6.7	8.1	8.1	7.8	7.7



- [] Ranking at each section and finish
- .-.- No data available at this section
- NA No data available



Townsville QLD Professional
Race 6: AQUIS BELLE OF THE BURDEKIN Fillies and Mares
BENCHMARK 70 Handicap - 1400m
28 July 2024 - 15:50



Track Rating: Soft 5, Weather: Fine, Rail Position: True

Section		Overall	1200m	1000m	800m	600m	400m	Last 600m				
Field Times		1:21.70 (0:13.22)	1:08.48 (0:11.11)	0:57.37 (0:11.30)	0:46.07 (0:11.79)	0:34.28 (0:11.47)	0:22.81 (0:11.35)	0:34.28				
Rank	TAB Horse/Jockey	Barrier	Top Speed [km/h]	Fastest Section	Distance Travelled [m]							
1	1 TOP SPY Justin Huxtable	4	67.6 400m	0:10.97 400m	1:21.70 [1] (0:13.78)	1:07.92 [8] (0:11.11)	0:56.81 [8] (0:11.20)	0:45.61 [7] (0:11.88)	0:33.73 [7] (0:11.41)	0:22.32 [6] (0:10.97)	0:33.73	
2	11 EL OF A SENORITA Justin Stanley	2	66.4 Overall	0:11.16 400m	1:22.11 [2] (0:13.57)	1:08.54 [4] (0:11.17)	0:57.37 [5] (0:11.33)	0:46.04 [6] (0:11.81)	0:34.23 [6] (0:11.54)	0:22.69 [7] (0:11.16)	0:34.23	-8
3	13 OLD SCHOOL Jackson Murphy	1	66.8 400m	0:11.01 400m	1:22.12 [3] (0:13.66)	1:08.46 [6] (0:11.21)	0:57.25 [7] (0:11.35)	0:45.90 [8] (0:11.87)	0:34.03 [10] (0:11.48)	0:22.55 [8] (0:11.01)	0:34.03	-7
4	8 BABY GUINNESS Chris Whiteley	12	68.1 400m	0:10.98 400m	1:22.25 [4] (0:13.94)	1:08.31 [11] (0:11.13)	0:57.18 [10] (0:11.41)	0:45.77 [12] (0:11.74)	0:34.03 [11] (0:11.38)	0:22.65 [9] (0:10.98)	0:34.03	+4
5	6 GOLDEN ATHENA Samantha Collett	6	66.9 Overall	0:11.05 1200m	1:22.31 [5] (0:13.34)	1:08.97 [3] (0:11.05)	0:57.92 [3] (0:11.27)	0:46.65 [2] (0:11.77)	0:34.88 [2] (0:11.46)	0:23.42 [1] (0:11.35)	0:34.88	-1
6	5 BRAVE MASO Adrian Layt	7	66.8 1200m	0:11.06 1200m	1:22.34 [6] (0:13.58)	1:08.76 [5] (0:11.06)	0:57.70 [4] (0:11.33)	0:46.37 [4] (0:11.79)	0:34.58 [4] (0:11.42)	0:23.16 [3] (0:11.31)	0:34.58	+1
7	12 LADY DAMUS Nathan Thomas	11	66.3 1200m	0:11.11 1200m	1:22.45 [7] (0:13.99)	1:08.46 [12] (0:11.11)	0:57.35 [11] (0:11.17)	0:46.18 [9] (0:11.81)	0:34.37 [9] (0:11.71)	0:22.66 [11] (0:11.19)	0:34.37	-1
8	7 TYCOON BABY Scott Sheargold	13	66.6 400m	0:10.99 400m	1:22.55 [8] (0:13.88)	1:08.67 [10] (0:11.39)	0:57.28 [12] (0:11.16)	0:46.12 [11] (0:11.83)	0:34.29 [12] (0:11.63)	0:22.66 [12] (0:10.99)	0:34.29	-5
9	14 MAJESTIC WINGS Pietro Romeo	10	66.5 400m	0:11.27 1200m	1:22.65 [9] (0:13.74)	1:08.91 [7] (0:11.27)	0:57.64 [9] (0:11.28)	0:46.36 [10] (0:11.78)	0:34.58 [8] (0:11.59)	0:22.99 [10] (0:11.27)	0:34.58	+3
10	3 LADY RAIN Lacey Morrison	9	67.8 Overall	0:11.07 1200m	1:22.86 [10] (0:13.26)	1:09.60 [2] (0:11.07)	0:58.53 [1] (0:11.30)	0:47.23 [1] (0:11.79)	0:35.44 [1] (0:11.48)	0:23.96 [2] (0:11.41)	0:35.44	-6

Scratched: Chickerartie (#2), Tavisteel (#4)

[] Ranking at each section and finish
 -:-:- No data available at this section
 NA No data available

SCN Saddle cloth number
 DNF Did not finish
 DNT Did not track



Townsville QLD Professional
Race 6: AQUIS BELLE OF THE BURDEKIN Fillies and Mares
BENCHMARK 70 Handicap - 1400m
28 July 2024 - 15:50



Track Rating: Soft 5, Weather: Fine, Rail Position: True

Section	Overall	1200m	1000m	800m	600m	400m	Last 600m
Field Times	1:21.70 (0:13.22)	1:08.48 (0:11.11)	0:57.37 (0:11.30)	0:46.07 (0:11.79)	0:34.28 (0:11.47)	0:22.81 (0:11.35)	0:34.28

Rank	TAB	Horse/Jockey	Barrier	Top Speed [km/h]	Fastest Section	Overall	1200m	1000m	800m	600m	400m	Last 600m	Distance Travelled [m]
11	10	INSPIRATION Jason Missen	8	67.3 1200m	0:10.94 1200m	1:23.00 [11] (0:13.82)	1:09.18 [9] (0:10.94)	0:58.24 [6] (0:11.30)	0:46.94 [5] (0:11.74)	0:35.20 [5] (0:11.47)	0:23.73 [5] (0:11.42)	0:35.20	+3
12	9	WANNA TWEET Warwick Satherley	5	66.7 Overall	0:11.15 1200m	1:23.09 [12] (0:13.22)	1:09.87 [1] (0:11.15)	0:58.72 [2] (0:11.46)	0:47.26 [3] (0:11.85)	0:35.41 [3] (0:11.54)	0:23.87 [4] (0:11.43)	0:35.41	-6

Scratched: Chickerartie (#2), Tavisteel (#4)

[] Ranking at each section and finish
 -:-:-:- No data available at this section
 NA No data available

SCN Saddle cloth number
 DNF Did not finish
 DNT Did not track



Townsville QLD Professional
Race 6: AQUIS BELLE OF THE BURDEKIN Fillies and Mares
BENCHMARK 70 Handicap - 1400m
28 July 2024 - 15:50



Track Rating: Soft 5, Weather: Fine, Rail Position: True

Section				200m				Last 600m	
Field Times				0:11.46				0:34.28	
				(0:11.46)					
Rank	TAB	Horse/Jockey	Barrier	Top Speed [km/h]	Fastest Section	Margin			Distance Travelled [m]
1	1	TOP SPY	4	67.6	0:10.97	0:11.35 [3]	1:21.70		0:33.73
		Justin Huxtable		400m	400m	(0:11.35)			
2	11	EL OF A SENORITA	2	66.4	0:11.16	0:11.53 [6]	2.42L		0:34.23
		Justin Stanley		Overall	400m	(0:11.53)			-8
3	13	OLD SCHOOL	1	66.8	0:11.01	0:11.54 [7]	2.51L		0:34.03
		Jackson Murphy		400m	400m	(0:11.54)			-7
4	8	BABY GUINNESS	12	68.1	0:10.98	0:11.67 [5]	3.24L		0:34.03
		Chris Whiteley		400m	400m	(0:11.67)			+4
5	6	GOLDEN ATHENA	6	66.9	0:11.05	0:12.07 [1]	3.59L		0:34.88
		Samantha Collett		Overall	1200m	(0:12.07)			-1
6	5	BRAVE MASO	7	66.8	0:11.06	0:11.85 [4]	3.79L		0:34.58
		Adrian Layt		1200m	1200m	(0:11.85)			+1
7	12	LADY DAMUS	11	66.3	0:11.11	0:11.47 [12]	4.46L		0:34.37
		Nathan Thomas		1200m	1200m	(0:11.47)			-1
8	7	TYCOON BABY	13	66.6	0:10.99	0:11.67 [10]	5.03L		0:34.29
		Scott Sheargold		400m	400m	(0:11.67)			-5
9	14	MAJESTIC WINGS	10	66.5	0:11.27	0:11.72 [11]	5.6L		0:34.58
		Pietro Romeo		400m	1200m	(0:11.72)			+3
10	3	LADY RAIN	9	67.8	0:11.07	0:12.55 [2]	6.88L		0:35.44
		Lacey Morrison		Overall	1200m	(0:12.55)			-6

Scratched: Chickerartie (#2), Tavistee (#4)

[] Ranking at each section and finish
 -:-:- No data available at this section
 NA No data available

SCN Saddle cloth number
 DNF Did not finish
 DNT Did not track



Townsville QLD Professional
Race 6: AQUIS BELLE OF THE BURDEKIN Fillies and Mares
BENCHMARK 70 Handicap - 1400m
28 July 2024 - 15:50



Track Rating: Soft 5, Weather: Fine, Rail Position: True

Section				200m				Last 600m		
Field Times				0:11.46 (0:11.46)				0:34.28		
Rank	TAB	Horse/Jockey	Barrier	Top Speed [km/h]	Fastest Section	Margin			Distance Travelled [m]	
11	10	INSPIRATION	8	67.3	0:10.94	0:12.31 [9]	7.67L		0:35.20	+3
		Jason Missen		1200m	1200m	(0:12.31)				
12	9	WANNA TWEET	5	66.7	0:11.15	0:12.44 [8]	8.19L		0:35.41	-6
		Warwick Satherley		Overall	1200m	(0:12.44)				

Scratched: Chickerartie (#2), Tavisteel (#4)

[] Ranking at each section and finish
 -:-:-:- No data available at this section
 NA No data available

SCN Saddle cloth number
 DNF Did not finish
 DNT Did not track



Horse/Jockey Name	Top Spy
Final Rank	1
Fastest Section Time (Section)	0:10.97 (400m)
Top Speed [km/h] (Section)	67.6 (400m)
Race State	Finished



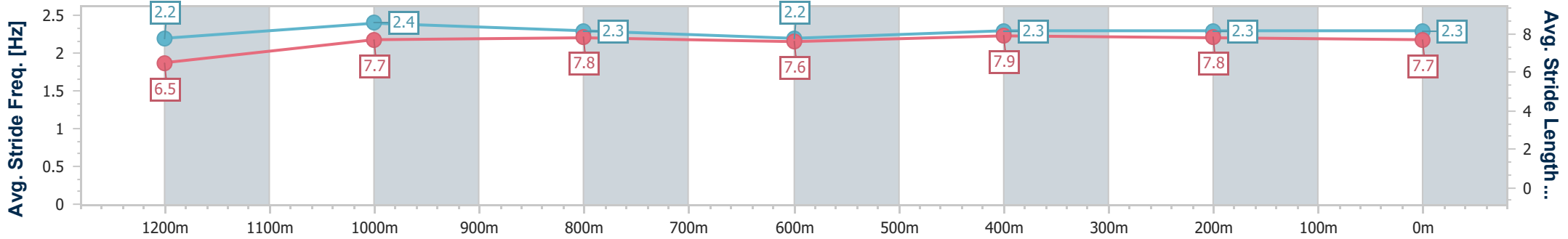
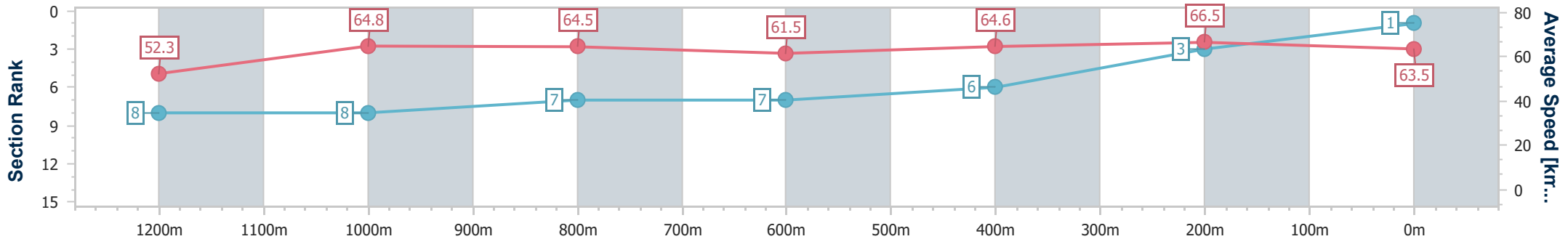
Townsville QLD Professional
 Race 6: AQUIS BELLE OF THE BURDEKIN Fillies and Mares
 BENCHMARK 70 Handicap - 1400m



28 July 2024 - 15:50

Track Rating: Soft 5, Weather: Fine, Rail Position: True

Section	Overall	1200m	1000m	800m	600m	400m	200m
Section Times	1:21.70 [1] (0:13.78)	1:07.92 [8] (0:11.11)	0:56.81 [8] (0:11.20)	0:45.61 [7] (0:11.88)	0:33.73 [7] (0:11.41)	0:22.32 [6] (0:10.97)	0:11.35 [3] (0:11.35)
Average Speed [km/h]	52.3	64.8	64.5	61.5	64.6	66.5	63.5
Top Speed [km/h]	65.4	65.8	65.2	63.2	67.2	67.6	66.8
Avg. Dist. to Rail [m]	4.3	0.5	0.6	2.9	4.6	7.6	8.8
Avg. Stride Freq. [Hz]	2.2	2.4	2.3	2.2	2.3	2.3	2.3
Avg. Stride Length [m]	6.5	7.7	7.8	7.6	7.9	7.8	7.7



- [] Ranking at each section and finish
- .-.- No data available at this section
- NA No data available



Horse/Jockey Name	EI Of A Seniorita
Final Rank	2
Fastest Section Time (Section)	0:11.16 (400m)
Top Speed [km/h] (Section)	66.4 (Overall)
Race State	Finished



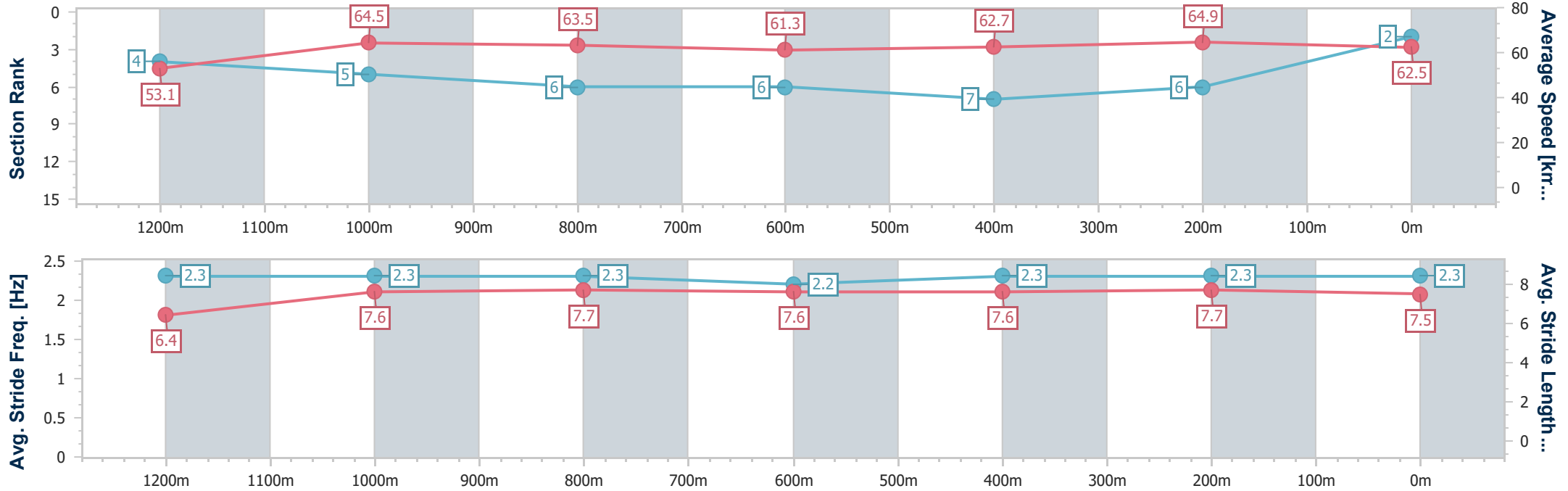
Townsville QLD Professional
Race 6: AQUIS BELLE OF THE BURDEKIN Fillies and Mares
BENCHMARK 70 Handicap - 1400m



28 July 2024 - 15:50

Track Rating: Soft 5, Weather: Fine, Rail Position: True

Section	Overall	1200m	1000m	800m	600m	400m	200m
Section Times	1:22.11 [2] (0:13.57)	1:08.54 [4] (0:11.17)	0:57.37 [5] (0:11.33)	0:46.04 [6] (0:11.81)	0:34.23 [6] (0:11.54)	0:22.69 [7] (0:11.16)	0:11.53 [6] (0:11.53)
Average Speed [km/h]	53.1	64.5	63.5	61.3	62.7	64.9	62.5
Top Speed [km/h]	66.4	65.5	65.3	62.5	65.5	65.5	65.0
Avg. Dist. to Rail [m]	3.5	0.2	0.4	0.9	1.1	4.2	8.4
Avg. Stride Freq. [Hz]	2.3	2.3	2.3	2.2	2.3	2.3	2.3
Avg. Stride Length [m]	6.4	7.6	7.7	7.6	7.6	7.7	7.5



- [] Ranking at each section and finish
- .-.- No data available at this section
- NA No data available



Horse/Jockey Name	Old School
Final Rank	3
Fastest Section Time (Section)	0:11.01 (400m)
Top Speed [km/h] (Section)	66.8 (400m)
Race State	Finished



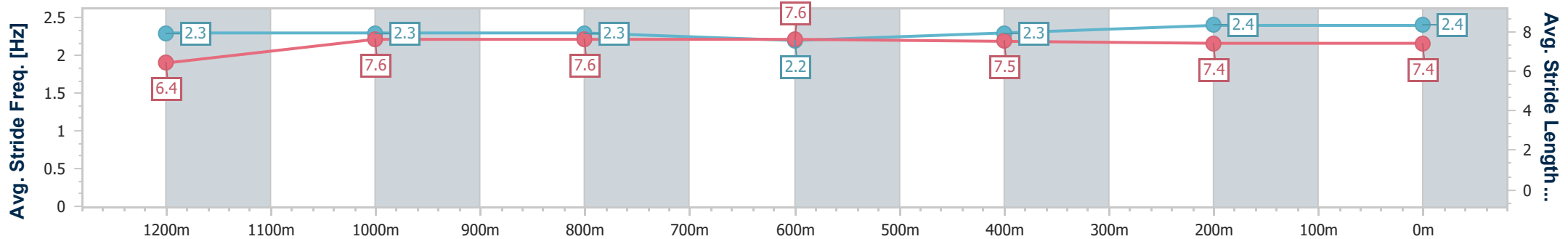
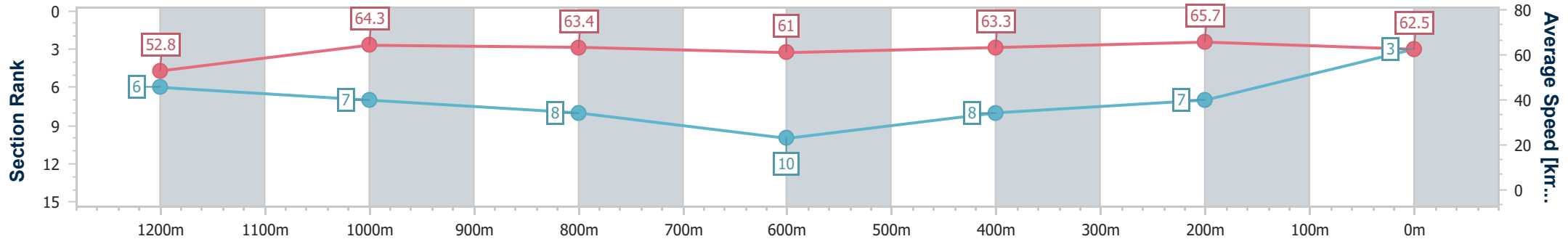
Townsville QLD Professional
 Race 6: AQUIS BELLE OF THE BURDEKIN Fillies and Mares
 BENCHMARK 70 Handicap - 1400m



28 July 2024 - 15:50

Track Rating: Soft 5, Weather: Fine, Rail Position: True

Section	Overall	1200m	1000m	800m	600m	400m	200m
Section Times	1:22.12 [3] (0:13.66)	1:08.46 [6] (0:11.21)	0:57.25 [7] (0:11.35)	0:45.90 [8] (0:11.87)	0:34.03 [10] (0:11.48)	0:22.55 [8] (0:11.01)	0:11.54 [7] (0:11.54)
Average Speed [km/h]	52.8	64.3	63.4	61.0	63.3	65.7	62.5
Top Speed [km/h]	64.7	65.7	64.6	62.6	65.2	66.8	65.4
Avg. Dist. to Rail [m]	2.1	0.7	0.3	1.4	1.3	4.3	8.7
Avg. Stride Freq. [Hz]	2.3	2.3	2.3	2.2	2.3	2.4	2.4
Avg. Stride Length [m]	6.4	7.6	7.6	7.6	7.5	7.4	7.4



- [] Ranking at each section and finish
- .-.- No data available at this section
- NA No data available



Horse/Jockey Name	Baby Guinness
Final Rank	4
Fastest Section Time (Section)	0:10.98 (400m)
Top Speed [km/h] (Section)	68.1 (400m)
Race State	Finished



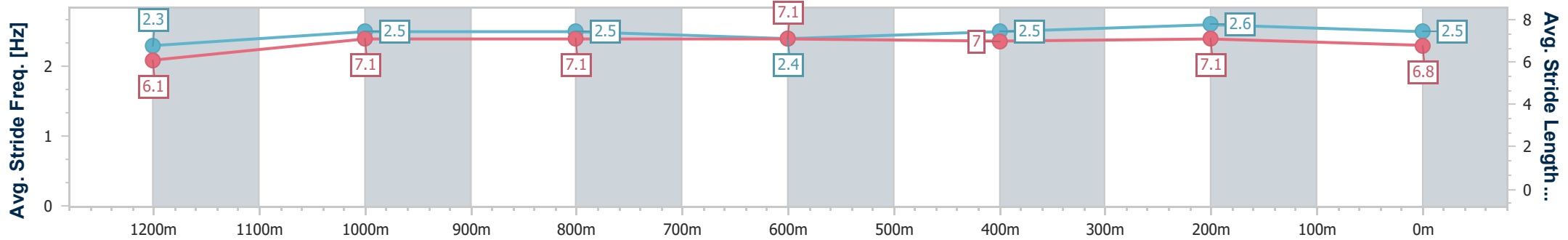
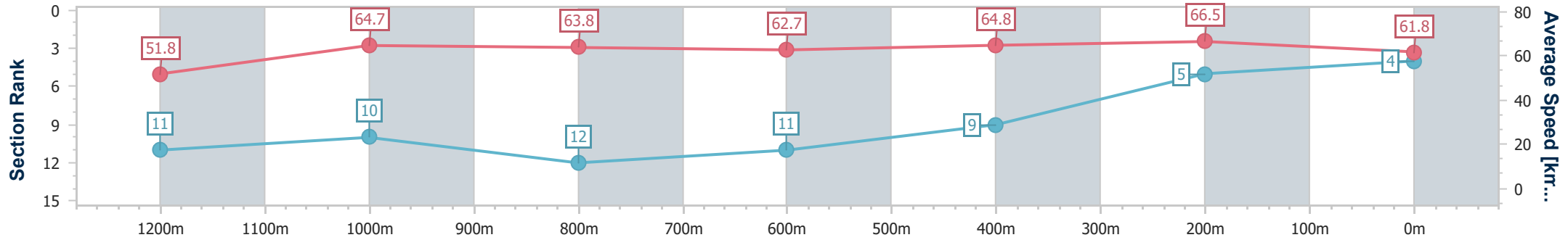
Townsville QLD Professional
Race 6: AQUIS BELLE OF THE BURDEKIN Fillies and Mares
BENCHMARK 70 Handicap - 1400m



28 July 2024 - 15:50

Track Rating: Soft 5, Weather: Fine, Rail Position: True

Section	Overall	1200m	1000m	800m	600m	400m	200m
Section Times	1:22.25 [4] (0:13.94)	1:08.31 [11] (0:11.13)	0:57.18 [10] (0:11.41)	0:45.77 [12] (0:11.74)	0:34.03 [11] (0:11.38)	0:22.65 [9] (0:10.98)	0:11.67 [5]
Average Speed [km/h]	51.8	64.7	63.8	62.7	64.8	66.5	61.8
Top Speed [km/h]	62.8	66.4	65.8	65.6	66.3	68.1	65.5
Avg. Dist. to Rail [m]	11.5	1.4	2.0	4.2	5.1	9.0	12.2
Avg. Stride Freq. [Hz]	2.3	2.5	2.5	2.4	2.5	2.6	2.5
Avg. Stride Length [m]	6.1	7.1	7.1	7.1	7.0	7.1	6.8



- [] Ranking at each section and finish
- .-.- No data available at this section
- NA No data available



Horse/Jockey Name	Golden Athena
Final Rank	5
Fastest Section Time (Section)	0:11.05 (1200m)
Top Speed [km/h] (Section)	66.9 (Overall)
Race State	Finished



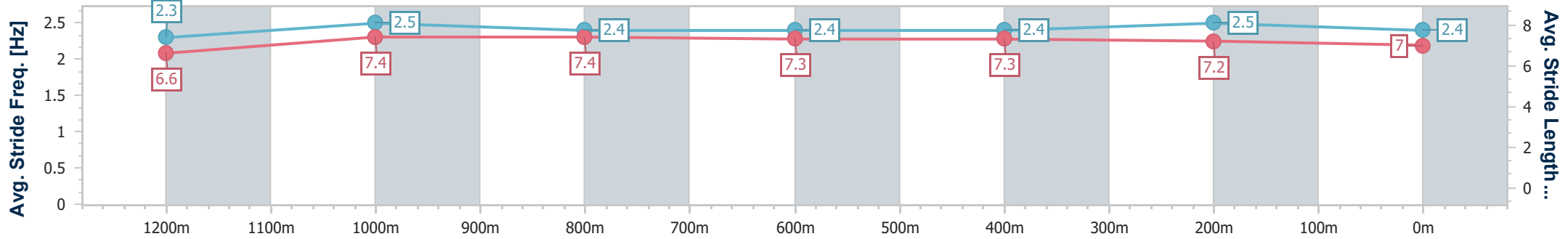
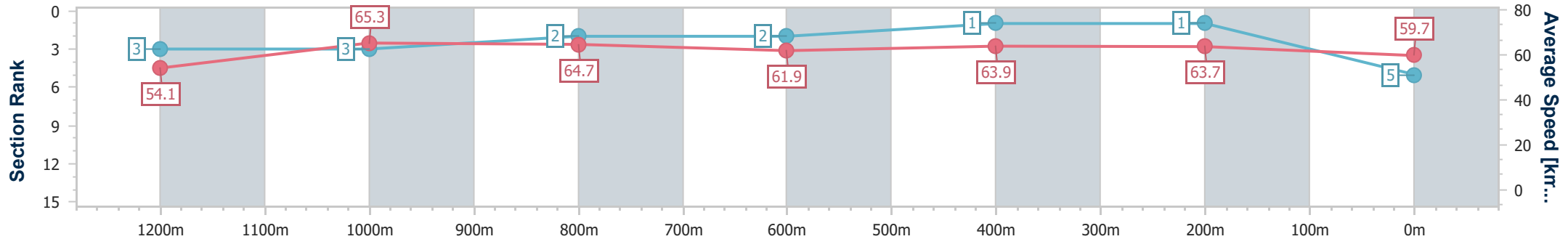
Townsville QLD Professional
 Race 6: AQUIS BELLE OF THE BURDEKIN Fillies and Mares
 BENCHMARK 70 Handicap - 1400m



28 July 2024 - 15:50

Track Rating: Soft 5, Weather: Fine, Rail Position: True

Section	Overall	1200m	1000m	800m	600m	400m	200m
Section Times	1:22.31 [5] (0:13.34)	1:08.97 [3] (0:11.05)	0:57.92 [3] (0:11.27)	0:46.65 [2] (0:11.77)	0:34.88 [2] (0:11.46)	0:23.42 [1] (0:11.35)	0:12.07 [1] (0:12.07)
Average Speed [km/h]	54.1	65.3	64.7	61.9	63.9	63.7	59.7
Top Speed [km/h]	66.9	66.1	65.8	63.0	65.9	65.7	62.6
Avg. Dist. to Rail [m]	6.5	3.5	2.5	2.4	3.3	3.3	5.7
Avg. Stride Freq. [Hz]	2.3	2.5	2.4	2.4	2.4	2.5	2.4
Avg. Stride Length [m]	6.6	7.4	7.4	7.3	7.3	7.2	7.0



- [] Ranking at each section and finish
- .-.- No data available at this section
- NA No data available



Horse/Jockey Name	Brave Maso
Final Rank	6
Fastest Section Time (Section)	0:11.06 (1200m)
Top Speed [km/h] (Section)	66.8 (1200m)
Race State	Finished



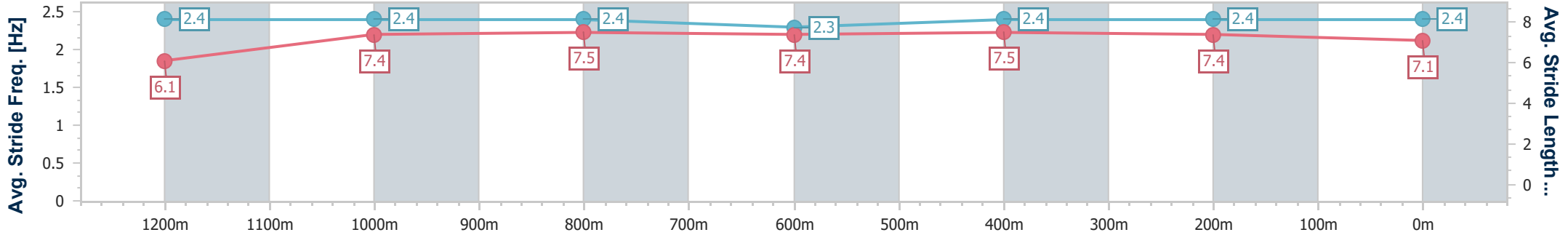
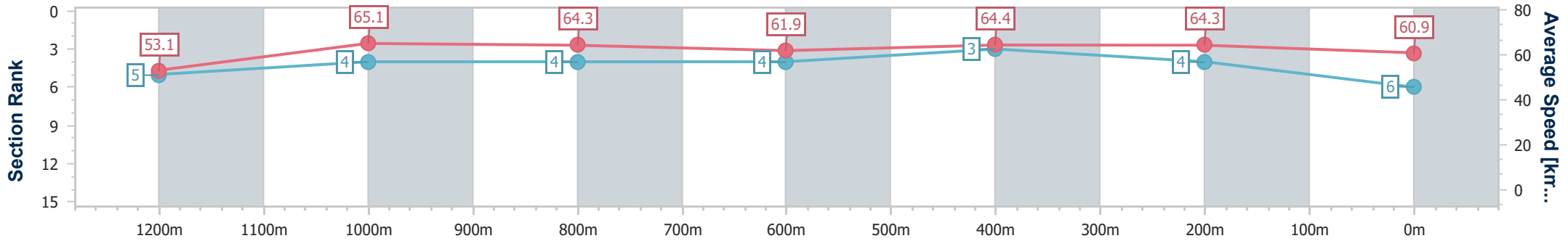
Townsville QLD Professional
 Race 6: AQUIS BELLE OF THE BURDEKIN Fillies and Mares
 BENCHMARK 70 Handicap - 1400m



28 July 2024 - 15:50

Track Rating: Soft 5, Weather: Fine, Rail Position: True

Section	Overall	1200m	1000m	800m	600m	400m	200m
Section Times	1:22.34 [6] (0:13.58)	1:08.76 [5] (0:11.06)	0:57.70 [4] (0:11.33)	0:46.37 [4] (0:11.79)	0:34.58 [4] (0:11.42)	0:23.16 [3] (0:11.31)	0:11.85 [4] (0:11.85)
Average Speed [km/h]	53.1	65.1	64.3	61.9	64.4	64.3	60.9
Top Speed [km/h]	66.0	66.8	65.5	62.7	65.5	66.3	63.5
Avg. Dist. to Rail [m]	7.4	2.6	2.2	2.5	4.4	5.8	7.7
Avg. Stride Freq. [Hz]	2.4	2.4	2.4	2.3	2.4	2.4	2.4
Avg. Stride Length [m]	6.1	7.4	7.5	7.4	7.5	7.4	7.1



- [] Ranking at each section and finish
- .-.- No data available at this section
- NA No data available



Horse/Jockey Name	Lady Damus
Final Rank	7
Fastest Section Time (Section)	0:11.11 (1200m)
Top Speed [km/h] (Section)	66.3 (1200m)
Race State	Finished



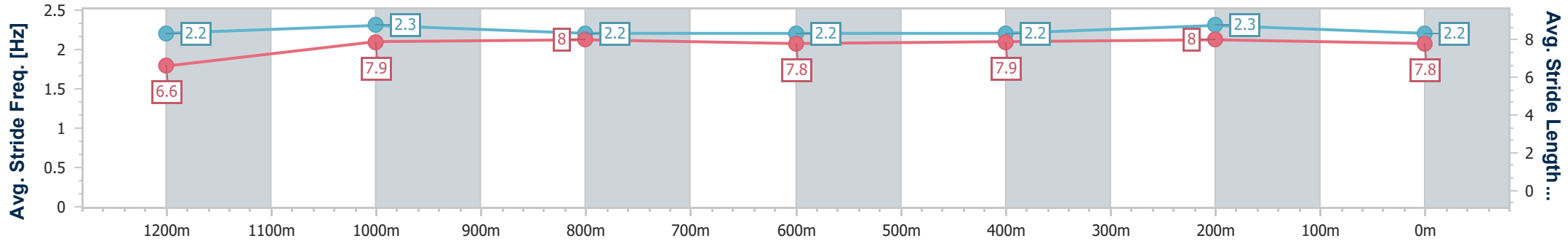
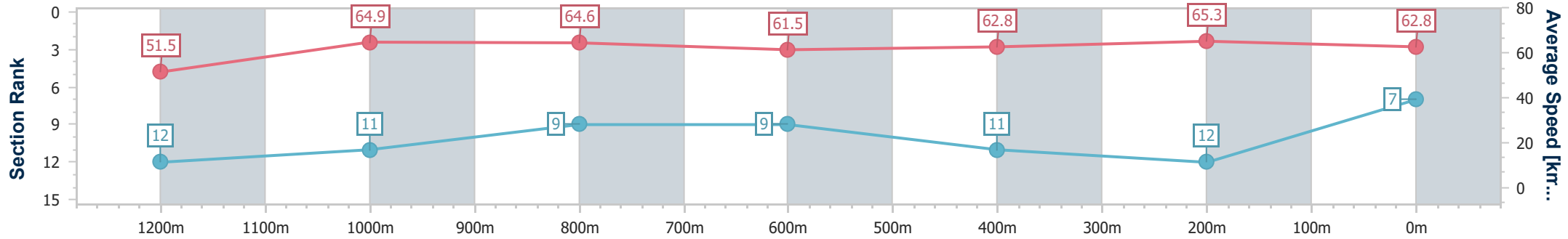
Townsville QLD Professional
 Race 6: AQUIS BELLE OF THE BURDEKIN Fillies and Mares
 BENCHMARK 70 Handicap - 1400m



28 July 2024 - 15:50

Track Rating: Soft 5, Weather: Fine, Rail Position: True

Section	Overall	1200m	1000m	800m	600m	400m	200m
Section Times	1:22.45 [7] (0:13.99)	1:08.46 [12] (0:11.11)	0:57.35 [11] (0:11.17)	0:46.18 [9] (0:11.81)	0:34.37 [9] (0:11.71)	0:22.66 [11] (0:11.19)	0:11.47 [12] (0:11.47)
Average Speed [km/h]	51.5	64.9	64.6	61.5	62.8	65.3	62.8
Top Speed [km/h]	65.3	66.3	65.8	63.4	64.5	66.1	65.2
Avg. Dist. to Rail [m]	10.5	1.6	0.7	1.9	4.2	8.3	11.1
Avg. Stride Freq. [Hz]	2.2	2.3	2.2	2.2	2.2	2.3	2.2
Avg. Stride Length [m]	6.6	7.9	8.0	7.8	7.9	8.0	7.8



- [] Ranking at each section and finish
- .-.- No data available at this section
- NA No data available



Horse/Jockey Name	Tycoon Baby
Final Rank	8
Fastest Section Time (Section)	0:10.99 (400m)
Top Speed [km/h] (Section)	66.6 (400m)
Race State	Finished



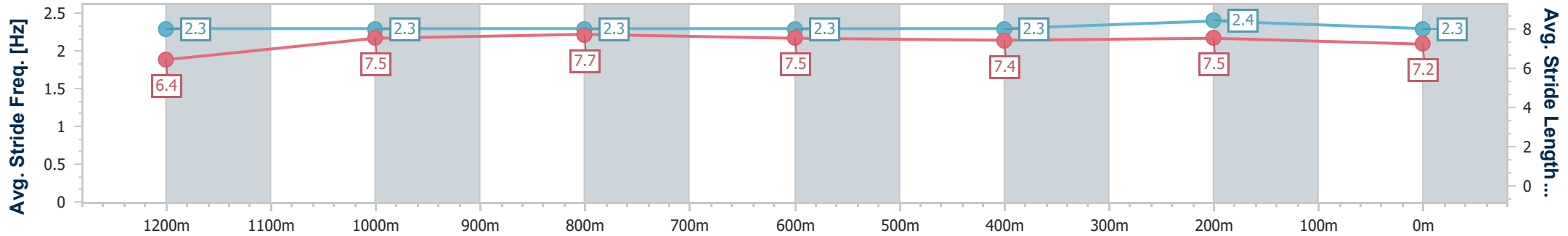
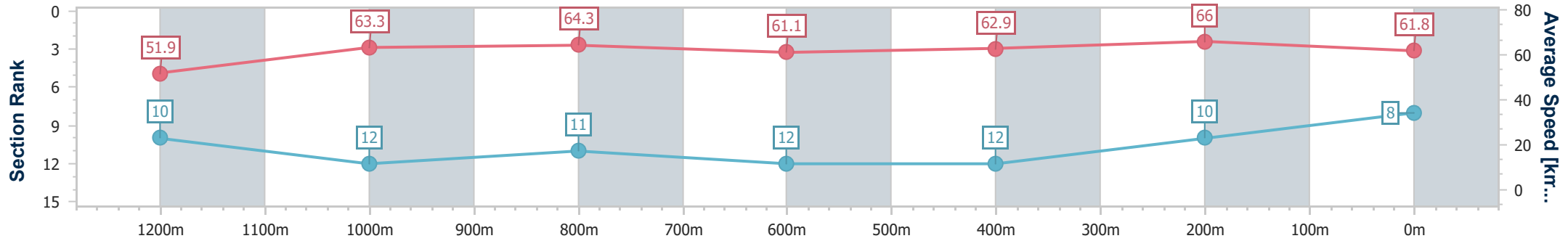
Townsville QLD Professional
 Race 6: AQUIS BELLE OF THE BURDEKIN Fillies and Mares
 BENCHMARK 70 Handicap - 1400m



28 July 2024 - 15:50

Track Rating: Soft 5, Weather: Fine, Rail Position: True

Section	Overall	1200m	1000m	800m	600m	400m	200m
Section Times	1:22.55 [8] (0:13.88)	1:08.67 [10] (0:11.39)	0:57.28 [12] (0:11.16)	0:46.12 [11] (0:11.83)	0:34.29 [12] (0:11.63)	0:22.66 [12] (0:10.99)	0:11.67 [10] (0:11.67)
Average Speed [km/h]	51.9	63.3	64.3	61.1	62.9	66.0	61.8
Top Speed [km/h]	63.2	65.0	65.8	64.4	65.7	66.6	66.1
Avg. Dist. to Rail [m]	13.2	2.8	0.3	0.6	3.0	5.6	6.4
Avg. Stride Freq. [Hz]	2.3	2.3	2.3	2.3	2.3	2.4	2.3
Avg. Stride Length [m]	6.4	7.5	7.7	7.5	7.4	7.5	7.2



- [] Ranking at each section and finish
- .-.- No data available at this section
- NA No data available



Horse/Jockey Name	Majestic Wings
Final Rank	9
Fastest Section Time (Section)	0:11.27 (1200m)
Top Speed [km/h] (Section)	66.5 (400m)
Race State	Finished



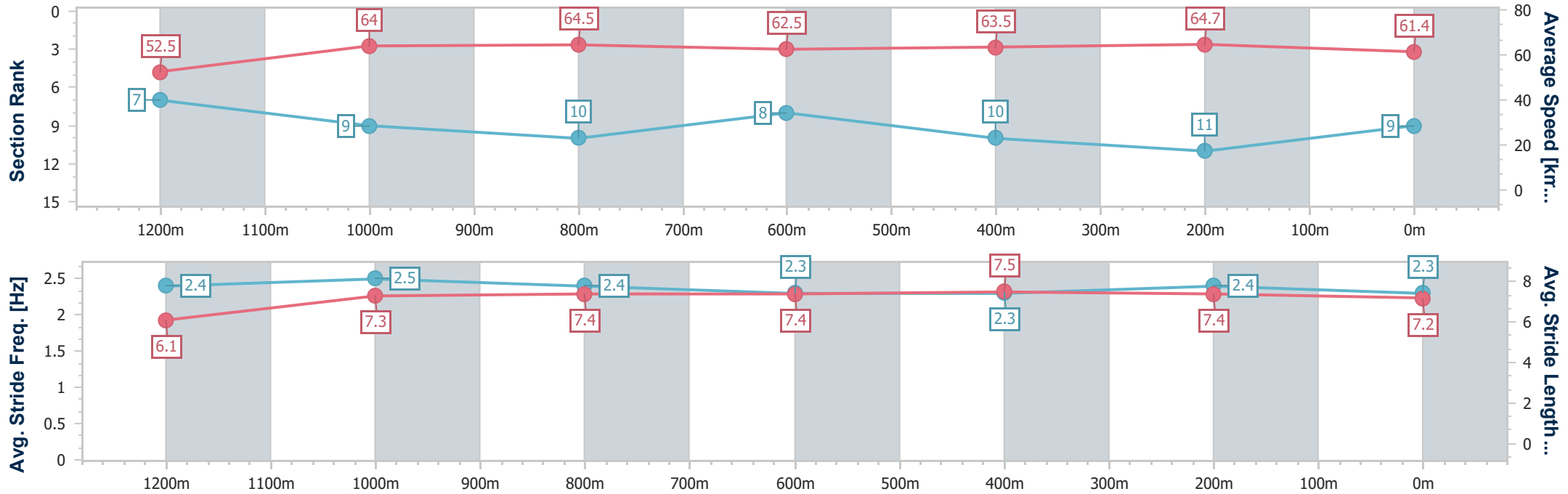
Townsville QLD Professional
 Race 6: AQUIS BELLE OF THE BURDEKIN Fillies and Mares
 BENCHMARK 70 Handicap - 1400m



28 July 2024 - 15:50

Track Rating: Soft 5, Weather: Fine, Rail Position: True

Section	Overall	1200m	1000m	800m	600m	400m	200m
Section Times	1:22.65 [9] (0:13.74)	1:08.91 [7] (0:11.27)	0:57.64 [9] (0:11.28)	0:46.36 [10] (0:11.78)	0:34.58 [8] (0:11.59)	0:22.99 [10] (0:11.27)	0:11.72 [11] (0:11.72)
Average Speed [km/h]	52.5	64.0	64.5	62.5	63.5	64.7	61.4
Top Speed [km/h]	64.2	65.4	66.5	64.3	65.0	66.5	63.8
Avg. Dist. to Rail [m]	10.3	2.7	2.7	4.3	4.4	7.0	8.9
Avg. Stride Freq. [Hz]	2.4	2.5	2.4	2.3	2.3	2.4	2.3
Avg. Stride Length [m]	6.1	7.3	7.4	7.4	7.5	7.4	7.2



- [] Ranking at each section and finish
- .-.- No data available at this section
- NA No data available



Horse/Jockey Name	Lady Rain
Final Rank	10
Fastest Section Time (Section)	0:11.07 (1200m)
Top Speed [km/h] (Section)	67.8 (Overall)
Race State	Finished



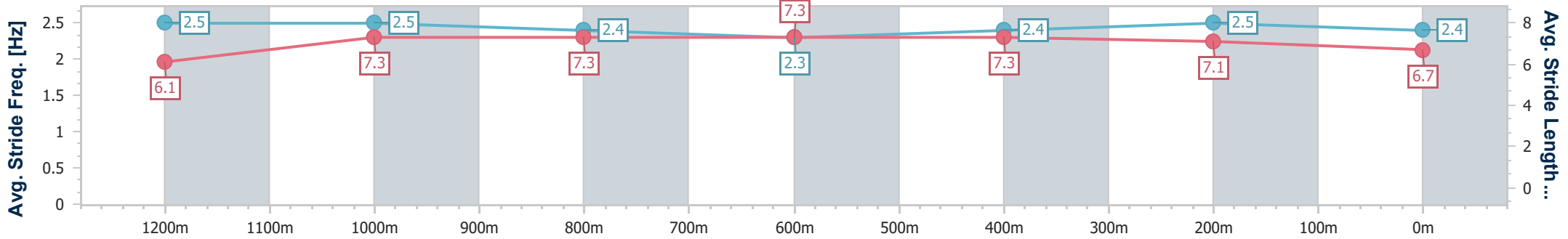
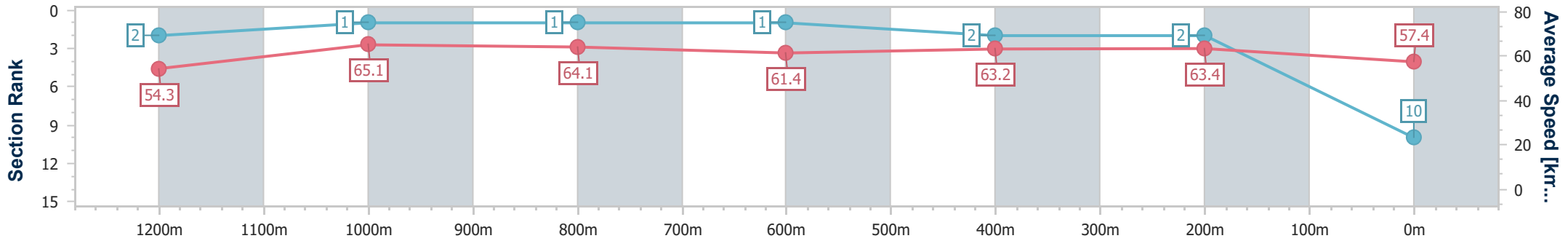
Townsville QLD Professional
 Race 6: AQUIS BELLE OF THE BURDEKIN Fillies and Mares
 BENCHMARK 70 Handicap - 1400m



28 July 2024 - 15:50

Track Rating: Soft 5, Weather: Fine, Rail Position: True

Section	Overall	1200m	1000m	800m	600m	400m	200m
Section Times	1:22.86 [10] (0:13.26)	1:09.60 [2] (0:11.07)	0:58.53 [1] (0:11.30)	0:47.23 [1] (0:11.79)	0:35.44 [1] (0:11.48)	0:23.96 [2] (0:11.41)	0:12.55 [2] (0:12.55)
Average Speed [km/h]	54.3	65.1	64.1	61.4	63.2	63.4	57.4
Top Speed [km/h]	67.8	67.4	65.4	62.2	64.2	64.3	61.4
Avg. Dist. to Rail [m]	8.4	2.5	1.2	0.8	1.6	2.7	4.2
Avg. Stride Freq. [Hz]	2.5	2.5	2.4	2.3	2.4	2.5	2.4
Avg. Stride Length [m]	6.1	7.3	7.3	7.3	7.3	7.1	6.7



- [] Ranking at each section and finish
- .-.- No data available at this section
- NA No data available



Horse/Jockey Name	Inspiration
Final Rank	11
Fastest Section Time (Section)	0:10.94 (1200m)
Top Speed [km/h] (Section)	67.3 (1200m)
Race State	Finished



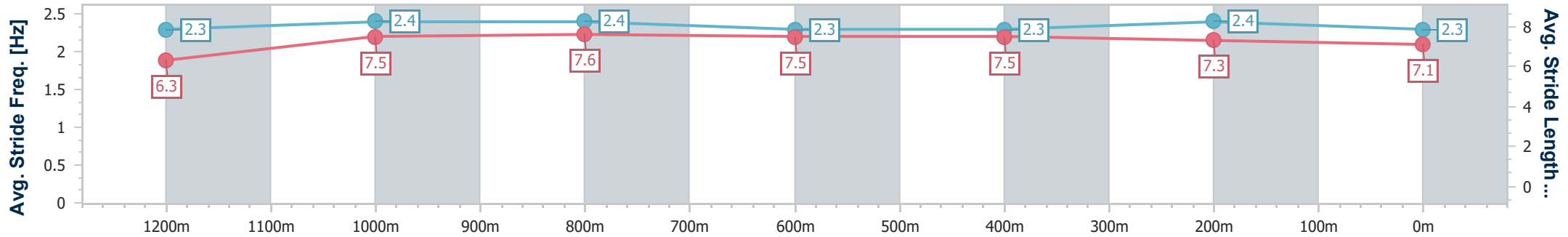
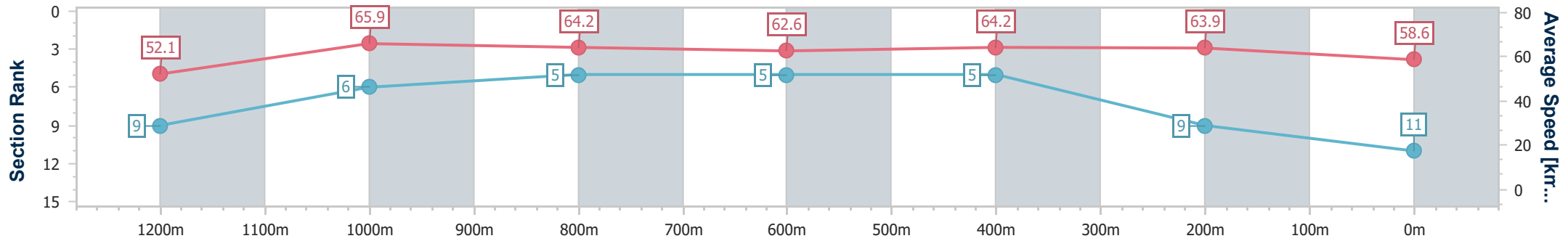
Townsville QLD Professional
Race 6: AQUIS BELLE OF THE BURDEKIN Fillies and Mares
BENCHMARK 70 Handicap - 1400m



28 July 2024 - 15:50

Track Rating: Soft 5, Weather: Fine, Rail Position: True

Section	Overall	1200m	1000m	800m	600m	400m	200m
Section Times	1:23.00 [11] (0:13.82)	1:09.18 [9] (0:10.94)	0:58.24 [6] (0:11.30)	0:46.94 [5] (0:11.74)	0:35.20 [5] (0:11.47)	0:23.73 [5] (0:11.42)	0:12.31 [9] (0:12.31)
Average Speed [km/h]	52.1	65.9	64.2	62.6	64.2	63.9	58.6
Top Speed [km/h]	65.2	67.3	64.8	63.7	65.7	65.2	62.3
Avg. Dist. to Rail [m]	6.4	0.6	1.6	4.1	4.6	8.6	11.8
Avg. Stride Freq. [Hz]	2.3	2.4	2.4	2.3	2.3	2.4	2.3
Avg. Stride Length [m]	6.3	7.5	7.6	7.5	7.5	7.3	7.1



- [] Ranking at each section and finish
- .-.- No data available at this section
- NA No data available



Horse/Jockey Name	Wanna Tweet
Final Rank	12
Fastest Section Time (Section)	0:11.15 (1200m)
Top Speed [km/h] (Section)	66.7 (Overall)
Race State	Finished



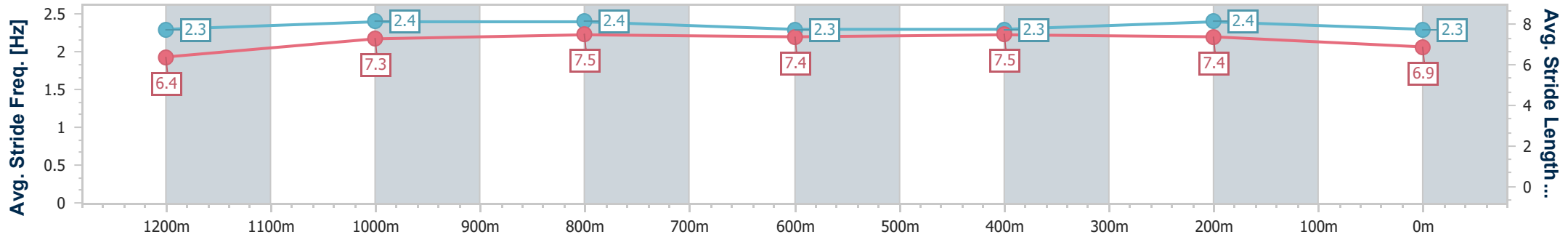
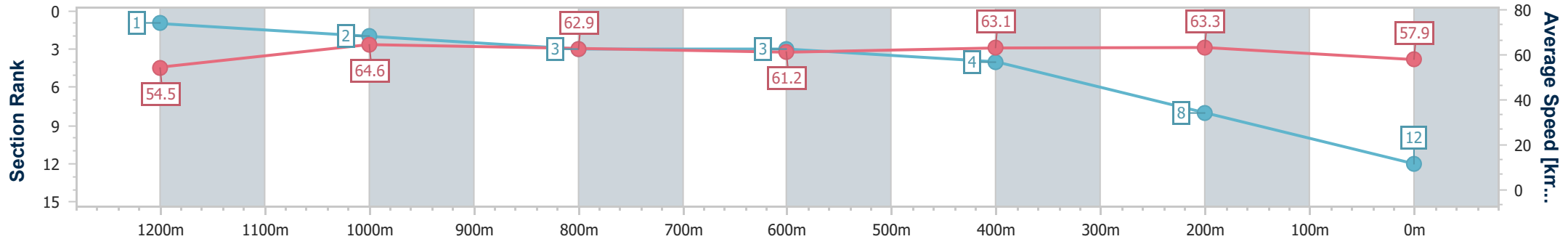
Townsville QLD Professional
Race 6: AQUIS BELLE OF THE BURDEKIN Fillies and Mares
BENCHMARK 70 Handicap - 1400m



28 July 2024 - 15:50

Track Rating: Soft 5, Weather: Fine, Rail Position: True

Section	Overall	1200m	1000m	800m	600m	400m	200m
Section Times	1:23.09 [12] (0:13.22)	1:09.87 [1] (0:11.15)	0:58.72 [2] (0:11.46)	0:47.26 [3] (0:11.85)	0:35.41 [3] (0:11.54)	0:23.87 [4] (0:11.43)	0:12.44 [8] (0:12.44)
Average Speed [km/h]	54.5	64.6	62.9	61.2	63.1	63.3	57.9
Top Speed [km/h]	66.7	66.7	64.1	62.2	64.7	64.5	62.9
Avg. Dist. to Rail [m]	5.9	2.3	0.4	1.3	2.5	3.2	5.8
Avg. Stride Freq. [Hz]	2.3	2.4	2.4	2.3	2.3	2.4	2.3
Avg. Stride Length [m]	6.4	7.3	7.5	7.4	7.5	7.4	6.9



- [] Ranking at each section and finish
- .-.- No data available at this section
- NA No data available



Townsville QLD Professional

Race 7: MAGIC MILLIONS TOWNSVILLE GUINEAS QTIS 3YO Handicap - 1609m

28 July 2024 - 16:30



Track Rating: Soft 5, Weather: Fine, Rail Position: True

Section		Overall	1400m	1200m	1000m	800m	600m	400m	Last 600m				
Field Times		1:34.61 (0:13.87)	1:20.74 (0:11.32)	1:09.42 (0:11.72)	0:57.70 (0:11.42)	0:46.28 (0:11.24)	0:35.04 (0:11.35)	0:23.69 (0:11.58)	0:35.04				
Rank	TAB Horse/Jockey	Barrier	Top Speed [km/h]	Fastest Section									Distance Travelled [m]
1	5 BEAU RAIN Lacey Morrison	12	65.8 600m	0:11.14 800m	1:34.61 [1] (0:14.44)	1:20.17 [9] (0:11.30)	1:08.87 [6] (0:11.56)	0:57.31 [4] (0:11.38)	0:45.93 [3] (0:11.14)	0:34.79 [4] (0:11.36)	0:23.43 [5] (0:11.53)	0:34.79	
2	12 SAILOR'S RUM Ron Stewart	17	67.3 1400m	0:11.12 800m	1:34.65 [2] (0:14.00)	1:20.65 [2] (0:11.36)	1:09.29 [2] (0:11.71)	0:57.58 [2] (0:11.41)	0:46.17 [2] (0:11.12)	0:35.05 [2] (0:11.32)	0:23.73 [1] (0:11.58)	0:35.05	-2
3	3 PARADE GROUND Ryan Wiggins	7	66.7 Overall	0:11.12 800m	1:34.72 [3] (0:14.04)	1:20.68 [3] (0:11.56)	1:09.12 [3] (0:11.78)	0:57.34 [5] (0:11.35)	0:45.99 [5] (0:11.12)	0:34.87 [5] (0:11.29)	0:23.58 [4] (0:11.45)	0:34.87	-5
4	7 CENTRAL PARK Adrian Layt	3	66.3 800m	0:10.99 800m	1:34.98 [4] (0:14.52)	1:20.46 [10] (0:11.56)	1:08.90 [10] (0:11.82)	0:57.08 [11] (0:11.36)	0:45.72 [10] (0:10.99)	0:34.73 [9] (0:11.24)	0:23.49 [9] (0:11.41)	0:34.73	-4
5	4 SWEET KISSES Jackson Murphy	8	67.1 Overall	0:11.24 800m	1:35.15 [5] (0:13.87)	1:21.28 [1] (0:11.32)	1:09.96 [1] (0:11.72)	0:58.24 [1] (0:11.42)	0:46.82 [1] (0:11.24)	0:35.58 [1] (0:11.37)	0:24.21 [2] (0:11.76)	0:35.58	-8
6	6 RINGER'S REWARD Corey Bayliss	5	66.2 800m	0:11.06 800m	1:35.31 [6] (0:14.31)	1:21.00 [5] (0:11.50)	1:09.50 [7] (0:11.81)	0:57.69 [7] (0:11.38)	0:46.31 [8] (0:11.06)	0:35.25 [8] (0:11.39)	0:23.86 [8] (0:11.67)	0:35.25	-5
7	14 RELIABLE WITNESS Nathan Thomas	10	68.5 800m	0:10.94 800m	1:35.36 [7] (0:14.65)	1:20.71 [11] (0:11.60)	1:09.11 [12] (0:11.88)	0:57.23 [12] (0:11.45)	0:45.78 [12] (0:10.94)	0:34.84 [11] (0:11.34)	0:23.50 [12] (0:11.56)	0:34.84	-2
8	11 OBLIQUITY Samantha Collett	4	68.1 800m	0:10.91 800m	1:35.36 [8] (0:14.95)	1:20.41 [14] (0:11.66)	1:08.75 [14] (0:11.83)	0:56.92 [14] (0:11.23)	0:45.69 [13] (0:10.91)	0:34.78 [12] (0:11.18)	0:23.60 [11] (0:11.60)	0:34.78	-5
9	10 VIENNAWAITSFORYOU Justin Stanley	9	66.7 800m	0:11.05 800m	1:35.43 [9] (0:14.41)	1:21.02 [8] (0:11.62)	1:09.40 [9] (0:11.84)	0:57.56 [10] (0:11.37)	0:46.19 [9] (0:11.05)	0:35.14 [10] (0:11.36)	0:23.78 [10] (0:11.56)	0:35.14	-1
10	9 READY TO PARDON Scott Sheargold	1	65.6 600m	0:11.07 800m	1:35.64 [10] (0:14.24)	1:21.40 [4] (0:11.40)	1:10.00 [4] (0:11.76)	0:58.24 [6] (0:11.38)	0:46.86 [6] (0:11.07)	0:35.79 [6] (0:11.39)	0:24.40 [6] (0:11.68)	0:35.79	-7

Scratched: It's Been A Trek (#16), Keep On Running (#17), Track Tale (#1)

[] Ranking at each section and finish
 -:-:- No data available at this section
 NA No data available
 SCN Saddle cloth number
 DNF Did not finish
 DNT Did not track



Townsville QLD Professional
Race 7: MAGIC MILLIONS TOWNSVILLE GUINEAS QTIS 3YO Handicap - 1609m
28 July 2024 - 16:30



Track Rating: Soft 5, Weather: Fine, Rail Position: True

Section	Overall	1400m	1200m	1000m	800m	600m	400m	Last 600m						
Field Times	1:34.61 (0:13.87)	1:20.74 (0:11.32)	1:09.42 (0:11.72)	0:57.70 (0:11.42)	0:46.28 (0:11.24)	0:35.04 (0:11.35)	0:23.69 (0:11.58)	0:35.04						
Rank	TAB	Horse/Jockey	Barrier	Top Speed [km/h]	Fastest Section				Distance Travelled [m]					
11	13	DECRYPTING GOLD Melea Castle	6	66.7 800m	0:10.97 800m	1:35.81 [11] (0:14.39)	1:21.42 [6] (0:11.27)	1:10.15 [5] (0:11.53)	0:58.62 [3] (0:11.53)	0:47.09 [4] (0:10.97)	0:36.12 [3] (0:11.45)	0:24.67 [3] (0:11.84)	0:36.12	-7
12	8	ISHOTTHEDEPUTY Jason Missen	11	67.2 800m	0:11.28 800m	1:36.09 [12] (0:14.67)	1:21.42 [12] (0:11.50)	1:09.92 [11] (0:11.64)	0:58.28 [9] (0:11.55)	0:46.73 [11] (0:11.28)	0:35.45 [14] (0:11.50)	0:23.95 [14] (0:11.83)	0:35.45	+6
13	2	FINE SHOT Justin Huxtable	15	68.9 800m	0:10.89 800m	1:36.12 [13] (0:14.75)	1:21.37 [13] (0:11.73)	1:09.64 [13] (0:11.85)	0:57.79 [13] (0:11.42)	0:46.37 [14] (0:10.89)	0:35.48 [13] (0:11.46)	0:24.02 [13] (0:11.99)	0:35.48	+1
14	15	WHITE AREDELLE Warwick Satherley	2	66.1 800m	0:11.07 800m	1:36.29 [14] (0:14.39)	1:21.90 [7] (0:11.43)	1:10.47 [8] (0:11.84)	0:58.63 [8] (0:11.27)	0:47.36 [7] (0:11.07)	0:36.29 [7] (0:11.39)	0:24.90 [7] (0:11.70)	0:36.29	-9

Scratched: It's Been A Trek (#16), Keep On Running (#17), Track Tale (#1)

[] Ranking at each section and finish
 -:-:-:- No data available at this section
 NA No data available

SCN Saddle cloth number
 DNF Did not finish
 DNT Did not track



Townsville QLD Professional
Race 7: MAGIC MILLIONS TOWNSVILLE GUINEAS QTIS 3YO Handicap - 1609m
28 July 2024 - 16:30



Track Rating: Soft 5, Weather: Fine, Rail Position: True

Section							200m			Last 600m
Field Times							0:12.11			0:35.04
							(0:12.11)			
Rank	TAB	Horse/Jockey	Barrier	Top Speed [km/h]	Fastest Section	Margin			Distance Travelled [m]	
1	5	BEAU RAIN	12	65.8	0:11.14	0:11.90 [4]	1:34.61		0:34.79	
		Lacey Morrison		600m	800m	(0:11.90)				
2	12	SAILOR'S RUM	17	67.3	0:11.12	0:12.15 [1]	0.22L		0:35.05	
		Ron Stewart		1400m	800m	(0:12.15)			-2	
3	3	PARADE GROUND	7	66.7	0:11.12	0:12.13 [2]	0.68L		0:34.87	
		Ryan Wiggins		Overall	800m	(0:12.13)			-5	
4	7	CENTRAL PARK	3	66.3	0:10.99	0:12.08 [5]	2.16L		0:34.73	
		Adrian Layt		800m	800m	(0:12.08)			-4	
5	4	SWEET KISSES	8	67.1	0:11.24	0:12.45 [3]	3.2L		0:35.58	
		Jackson Murphy		Overall	800m	(0:12.45)			-8	
6	6	RINGER'S REWARD	5	66.2	0:11.06	0:12.19 [9]	4.15L		0:35.25	
		Corey Bayliss		800m	800m	(0:12.19)			-5	
7	14	RELIABLE WITNESS	10	68.5	0:10.94	0:11.94 [12]	4.41L		0:34.84	
		Nathan Thomas		800m	800m	(0:11.94)			-2	
8	11	OBLIQUITY	4	68.1	0:10.91	0:12.00 [11]	4.42L		0:34.78	
		Samantha Collett		800m	800m	(0:12.00)			-5	
9	10	VIENNAWAITSFORYOU	9	66.7	0:11.05	0:12.22 [10]	4.86L		0:35.14	
		Justin Stanley		800m	800m	(0:12.22)			-1	
10	9	READY TO PARDON	1	65.6	0:11.07	0:12.72 [6]	6.06L		0:35.79	
		Scott Sheargold		600m	800m	(0:12.72)			-7	

Scratched: It's Been A Trek (#16), Keep On Running (#17), Track Tale (#1)

[] Ranking at each section and finish
 -:-:- No data available at this section
 NA No data available
 SCN Saddle cloth number
 DNF Did not finish
 DNT Did not track



Townsville QLD Professional

Race 7: MAGIC MILLIONS TOWNSVILLE GUINEAS QTIS 3YO Handicap - 1609m

28 July 2024 - 16:30



Track Rating: Soft 5, Weather: Fine, Rail Position: True

Section				200m				Last 600m		
Field Times				0:12.11 (0:12.11)				0:35.04		
Rank	TAB	Horse/Jockey	Barrier	Top Speed [km/h]	Fastest Section	Margin			Distance Travelled [m]	
11	13	DECRYPTING GOLD	6	66.7	0:10.97	0:12.83 [7]	7.06L		0:36.12	-7
		Melea Castle		800m	800m	(0:12.83)				
12	8	ISHOTTHEDEPUTY	11	67.2	0:11.28	0:12.12 [13]	8.7L		0:35.45	+6
		Jason Missen		800m	800m	(0:12.12)				
13	2	FINE SHOT	15	68.9	0:10.89	0:12.03 [14]	8.91L		0:35.48	+1
		Justin Huxtable		800m	800m	(0:12.03)				
14	15	WHITE AREDELLE	2	66.1	0:11.07	0:13.20 [8]	9.88L		0:36.29	-9
		Warwick Satherley		800m	800m	(0:13.20)				

Scratched: It's Been A Trek (#16), Keep On Running (#17), Track Tale (#1)

[] Ranking at each section and finish
 -:-:-:- No data available at this section
 NA No data available

SCN Saddle cloth number
 DNF Did not finish
 DNT Did not track



Horse/Jockey Name	Beau Rain
Final Rank	1
Fastest Section Time (Section)	0:11.14 (800m)
Top Speed [km/h] (Section)	65.8 (600m)
Race State	Finished

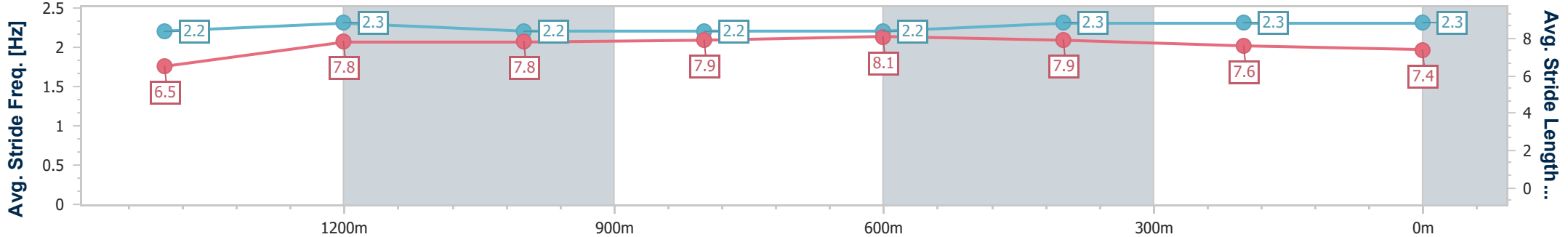
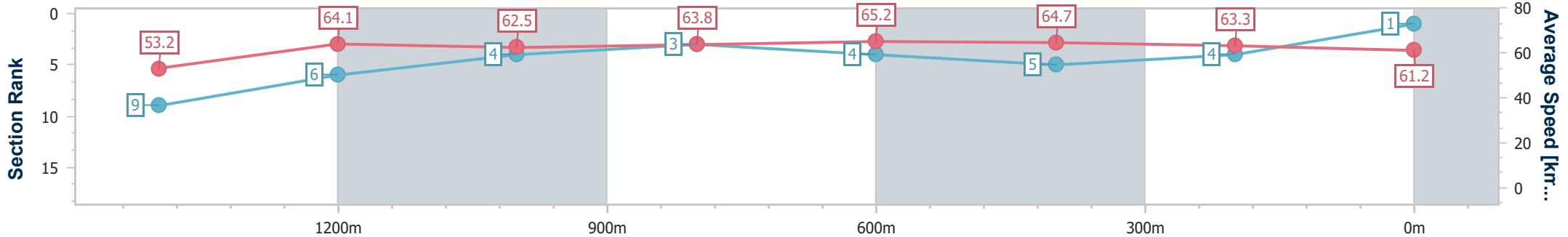


Townsville QLD Professional
 Race 7: MAGIC MILLIONS TOWNSVILLE GUINEAS QTIS 3YO
 Handicap - 1609m
 28 July 2024 - 16:30



Track Rating: Soft 5, Weather: Fine, Rail Position: True

Section	Overall	1400m	1200m	1000m	800m	600m	400m	200m
Section Times	1:34.61 [1] (0:14.44)	1:20.17 [9] (0:11.30)	1:08.87 [6] (0:11.56)	0:57.31 [4] (0:11.38)	0:45.93 [3] (0:11.14)	0:34.79 [4] (0:11.36)	0:23.43 [5] (0:11.53)	0:11.90 [4] (0:11.90)
Average Speed [km/h]	53.2	64.1	62.5	63.8	65.2	64.7	63.3	61.2
Top Speed [km/h]	65.1	64.7	63.0	65.0	65.8	65.8	63.7	63.5
Avg. Dist. to Rail [m]	11.4	2.0	2.3	1.8	1.8	4.4	8.3	10.0
Avg. Stride Freq. [Hz]	2.2	2.3	2.2	2.2	2.2	2.3	2.3	2.3
Avg. Stride Length [m]	6.5	7.8	7.8	7.9	8.1	7.9	7.6	7.4



- [] Ranking at each section and finish
- .-.- No data available at this section
- NA No data available



Horse/Jockey Name	Sailor's Rum
Final Rank	2
Fastest Section Time (Section)	0:11.12 (800m)
Top Speed [km/h] (Section)	67.3 (1400m)
Race State	Finished

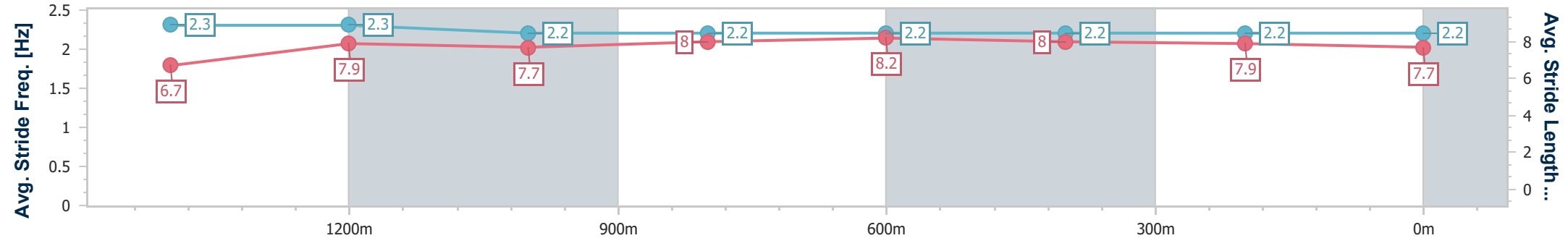
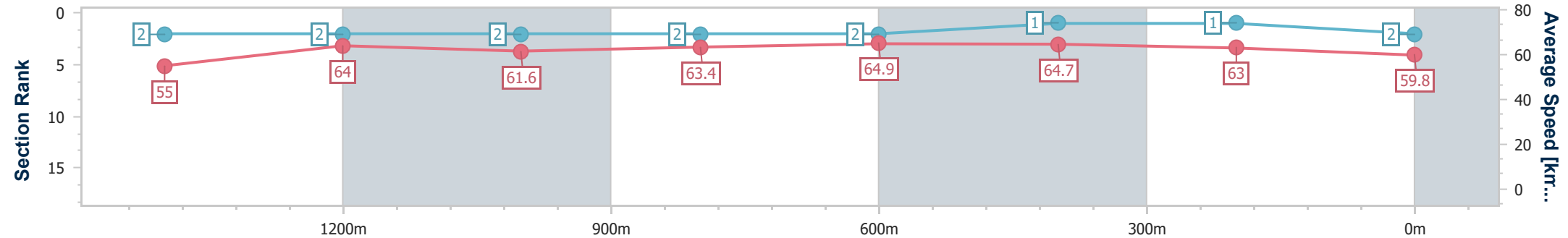


Townsville QLD Professional
 Race 7: MAGIC MILLIONS TOWNSVILLE GUINEAS QTIS 3YO
 Handicap - 1609m
 28 July 2024 - 16:30



Track Rating: Soft 5, Weather: Fine, Rail Position: True

Section	Overall	1400m	1200m	1000m	800m	600m	400m	200m					
Section Times	1:34.65 [2] (0:14.00)	1:20.65 [2] (0:11.36)	1:09.29 [2] (0:11.71)	0:57.58 [2] (0:11.41)	0:46.17 [2] (0:11.12)	0:35.05 [2] (0:11.32)	0:23.73 [1] (0:11.58)	0:12.15 [1] (0:12.15)					
Average Speed [km/h]	55.0	64.0	61.6	63.4	64.9	64.7	63.0	59.8					
Top Speed [km/h]	67.2	67.3	62.0	64.9	65.5	65.0	63.9	62.0					
Avg. Dist. to Rail [m]	12.8	2.7	1.8	0.9	0.7	3.6	6.7	8.8					
Avg. Stride Freq. [Hz]	2.3	2.3	2.2	2.2	2.2	2.2	2.2	2.2					
Avg. Stride Length [m]	6.7	7.9	7.7	8.0	8.2	8.0	7.9	7.7					



- [] Ranking at each section and finish
- .-.- No data available at this section
- NA No data available



Horse/Jockey Name	Parade Ground
Final Rank	3
Fastest Section Time (Section)	0:11.12 (800m)
Top Speed [km/h] (Section)	66.7 (Overall)
Race State	Finished

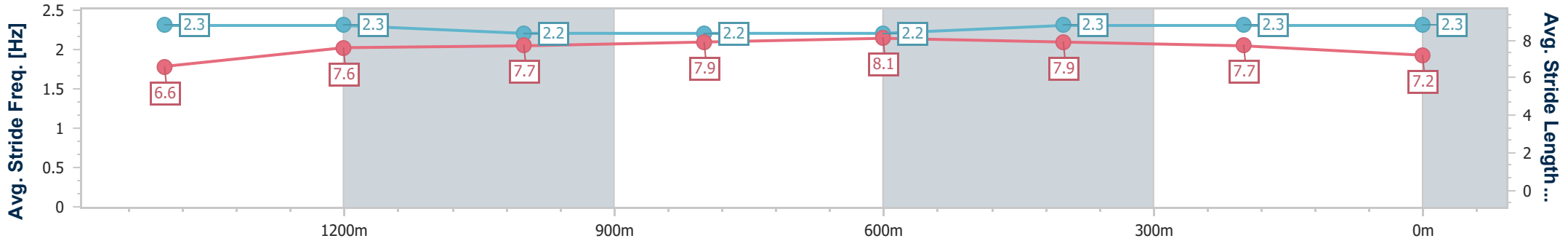
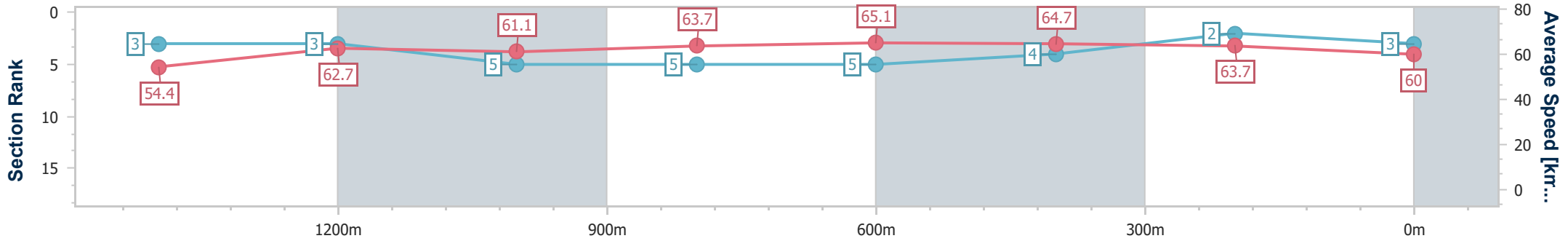


Townsville QLD Professional
 Race 7: MAGIC MILLIONS TOWNSVILLE GUINEAS QTIS 3YO
 Handicap - 1609m
 28 July 2024 - 16:30



Track Rating: Soft 5, Weather: Fine, Rail Position: True

Section	Overall	1400m	1200m	1000m	800m	600m	400m	200m
Section Times	1:34.72 [3] (0:14.04)	1:20.68 [3] (0:11.56)	1:09.12 [3] (0:11.78)	0:57.34 [5] (0:11.35)	0:45.99 [5] (0:11.12)	0:34.87 [5] (0:11.29)	0:23.58 [4] (0:11.45)	0:12.13 [2] (0:12.13)
Average Speed [km/h]	54.4	62.7	61.1	63.7	65.1	64.7	63.7	60.0
Top Speed [km/h]	66.7	65.1	61.8	65.9	65.6	65.6	64.9	62.7
Avg. Dist. to Rail [m]	8.2	2.5	1.8	0.8	0.8	3.4	7.0	9.2
Avg. Stride Freq. [Hz]	2.3	2.3	2.2	2.2	2.2	2.3	2.3	2.3
Avg. Stride Length [m]	6.6	7.6	7.7	7.9	8.1	7.9	7.7	7.2



- [] Ranking at each section and finish
- .-.- No data available at this section
- NA No data available



Horse/Jockey Name	Central Park
Final Rank	4
Fastest Section Time (Section)	0:10.99 (800m)
Top Speed [km/h] (Section)	66.3 (800m)
Race State	Finished

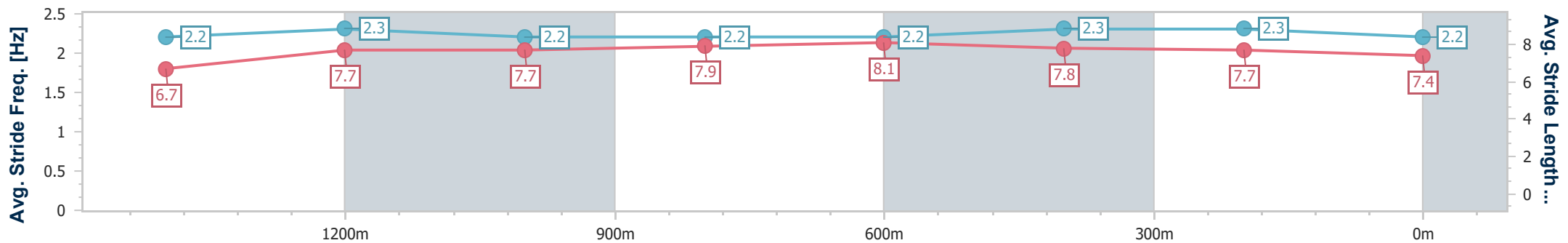
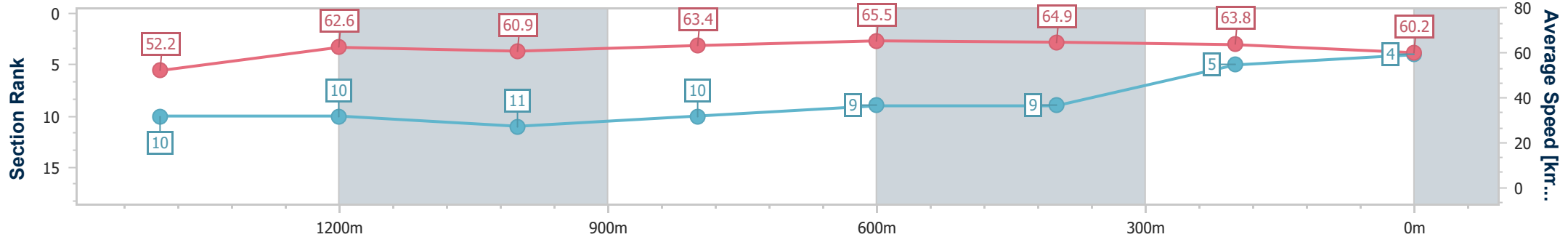


Townsville QLD Professional
 Race 7: MAGIC MILLIONS TOWNSVILLE GUINEAS QTIS 3YO
 Handicap - 1609m
 28 July 2024 - 16:30



Track Rating: Soft 5, Weather: Fine, Rail Position: True

Section	Overall	1400m	1200m	1000m	800m	600m	400m	200m
Section Times	1:34.98 [4] (0:14.52)	1:20.46 [10] (0:11.56)	1:08.90 [10] (0:11.82)	0:57.08 [11] (0:11.36)	0:45.72 [10] (0:10.99)	0:34.73 [9] (0:11.24)	0:23.49 [9] (0:11.41)	0:12.08 [5] (0:12.08)
Average Speed [km/h]	52.2	62.6	60.9	63.4	65.5	64.9	63.8	60.2
Top Speed [km/h]	63.7	62.9	62.7	66.3	66.3	65.5	64.8	62.2
Avg. Dist. to Rail [m]	4.8	1.4	1.3	0.4	0.5	2.7	6.1	8.0
Avg. Stride Freq. [Hz]	2.2	2.3	2.2	2.2	2.2	2.3	2.3	2.2
Avg. Stride Length [m]	6.7	7.7	7.7	7.9	8.1	7.8	7.7	7.4



- [] Ranking at each section and finish
- .-.- No data available at this section
- NA No data available



Horse/Jockey Name	Sweet Kisses
Final Rank	5
Fastest Section Time (Section)	0:11.24 (800m)
Top Speed [km/h] (Section)	67.1 (Overall)
Race State	Finished

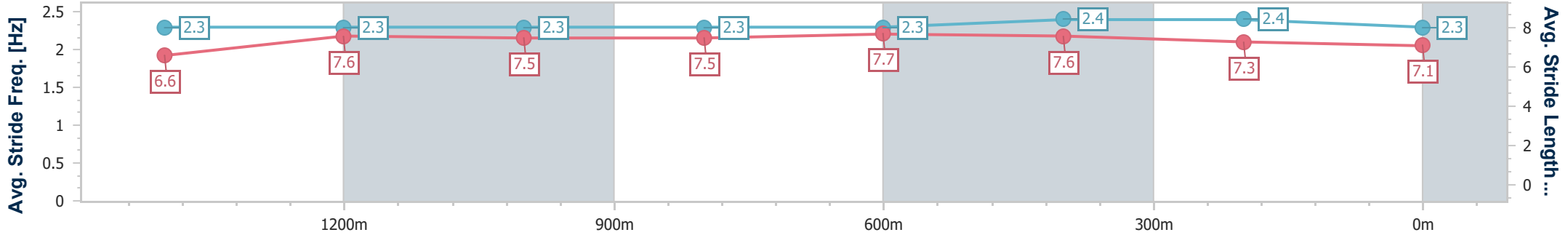
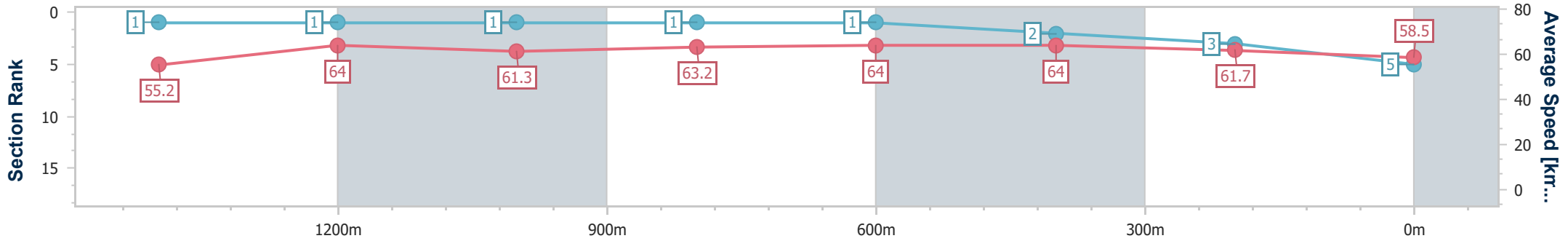


Townsville QLD Professional
 Race 7: MAGIC MILLIONS TOWNSVILLE GUINEAS QTIS 3YO
 Handicap - 1609m
 28 July 2024 - 16:30



Track Rating: Soft 5, Weather: Fine, Rail Position: True

Section	Overall	1400m	1200m	1000m	800m	600m	400m	200m
Section Times	1:35.15 [5] (0:13.87)	1:21.28 [1] (0:11.32)	1:09.96 [1] (0:11.72)	0:58.24 [1] (0:11.42)	0:46.82 [1] (0:11.24)	0:35.58 [1] (0:11.37)	0:24.21 [2] (0:11.76)	0:12.45 [3] (0:12.45)
Average Speed [km/h]	55.2	64.0	61.3	63.2	64.0	64.0	61.7	58.5
Top Speed [km/h]	67.1	66.5	62.3	64.4	64.3	64.7	63.4	60.4
Avg. Dist. to Rail [m]	8.8	1.3	1.1	0.2	0.4	2.3	4.6	5.4
Avg. Stride Freq. [Hz]	2.3	2.3	2.3	2.3	2.3	2.4	2.4	2.3
Avg. Stride Length [m]	6.6	7.6	7.5	7.5	7.7	7.6	7.3	7.1



- [] Ranking at each section and finish
- .-.- No data available at this section
- NA No data available



Horse/Jockey Name	Ringer's Reward
Final Rank	6
Fastest Section Time (Section)	0:11.06 (800m)
Top Speed [km/h] (Section)	66.2 (800m)
Race State	Finished

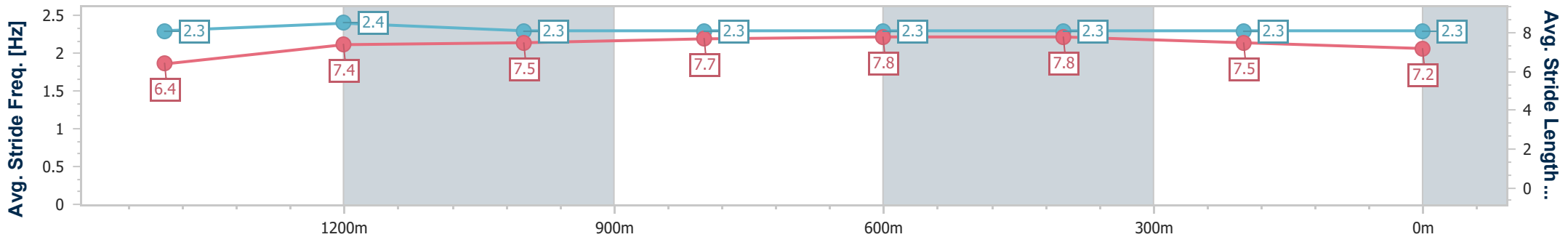
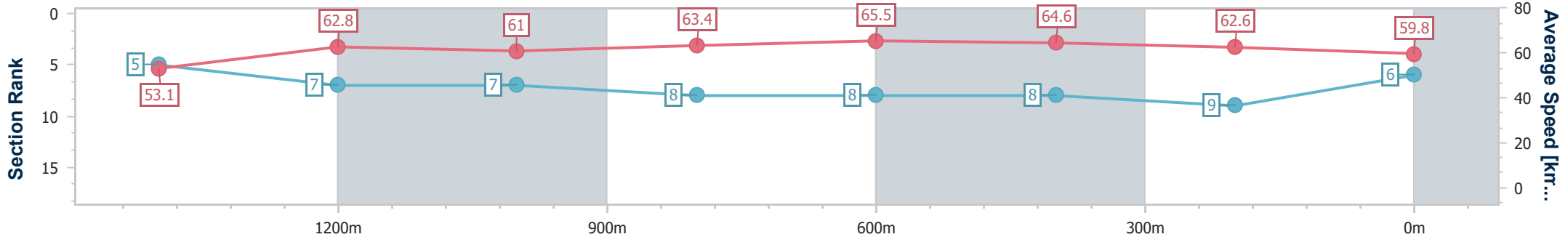


Townsville QLD Professional
 Race 7: MAGIC MILLIONS TOWNSVILLE GUINEAS QTIS 3YO
 Handicap - 1609m
 28 July 2024 - 16:30



Track Rating: Soft 5, Weather: Fine, Rail Position: True

Section	Overall	1400m	1200m	1000m	800m	600m	400m	200m
Section Times	1:35.31 [6] (0:14.31)	1:21.00 [5] (0:11.50)	1:09.50 [7] (0:11.81)	0:57.69 [7] (0:11.38)	0:46.31 [8] (0:11.06)	0:35.25 [8] (0:11.39)	0:23.86 [8] (0:11.67)	0:12.19 [9] (0:12.19)
Average Speed [km/h]	53.1	62.8	61.0	63.4	65.5	64.6	62.6	59.8
Top Speed [km/h]	65.5	64.9	61.8	66.1	66.2	66.1	63.2	61.6
Avg. Dist. to Rail [m]	5.6	1.2	1.4	0.6	1.1	4.5	9.6	12.0
Avg. Stride Freq. [Hz]	2.3	2.4	2.3	2.3	2.3	2.3	2.3	2.3
Avg. Stride Length [m]	6.4	7.4	7.5	7.7	7.8	7.8	7.5	7.2



- [] Ranking at each section and finish
- .-.- No data available at this section
- NA No data available



Horse/Jockey Name	Reliable Witness
Final Rank	7
Fastest Section Time (Section)	0:10.94 (800m)
Top Speed [km/h] (Section)	68.5 (800m)
Race State	Finished

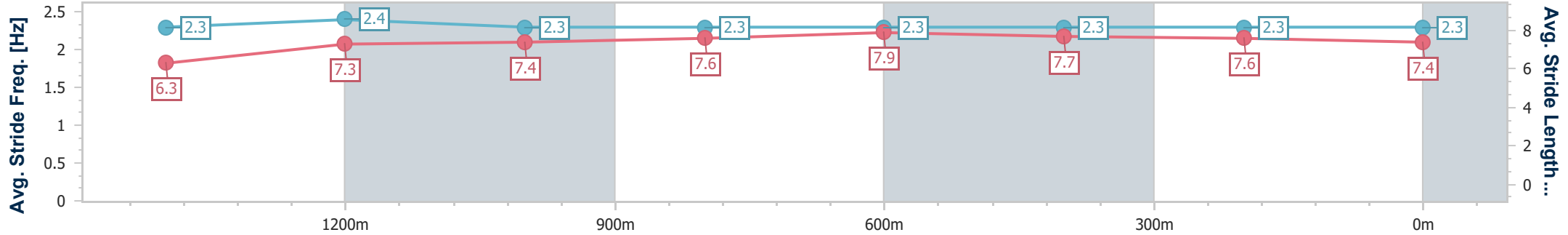
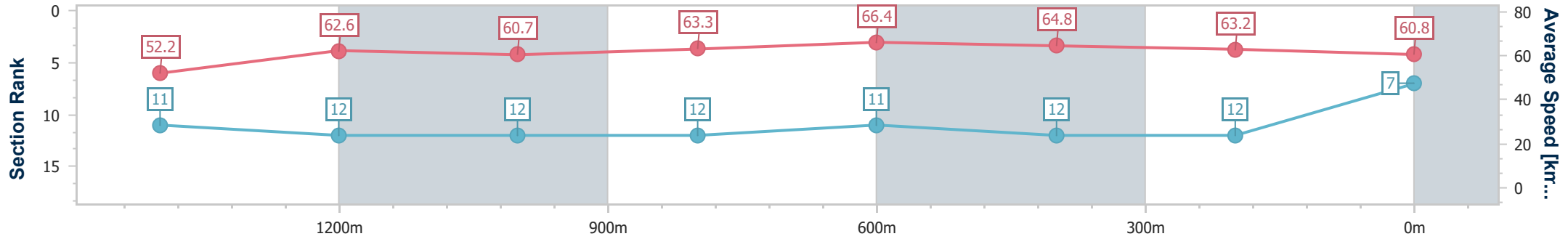


Townsville QLD Professional
 Race 7: MAGIC MILLIONS TOWNSVILLE GUINEAS QTIS 3YO
 Handicap - 1609m
 28 July 2024 - 16:30



Track Rating: Soft 5, Weather: Fine, Rail Position: True

Section	Overall	1400m	1200m	1000m	800m	600m	400m	200m
Section Times	1:35.36 [7] (0:14.65)	1:20.71 [11] (0:11.60)	1:09.11 [12] (0:11.88)	0:57.23 [12] (0:11.45)	0:45.78 [12] (0:10.94)	0:34.84 [11] (0:11.34)	0:23.50 [12] (0:11.56)	0:11.94 [12] (0:11.94)
Average Speed [km/h]	52.2	62.6	60.7	63.3	66.4	64.8	63.2	60.8
Top Speed [km/h]	64.9	64.8	62.5	66.1	68.5	65.7	65.6	62.2
Avg. Dist. to Rail [m]	9.7	2.3	2.2	1.3	1.7	4.4	9.1	12.7
Avg. Stride Freq. [Hz]	2.3	2.4	2.3	2.3	2.3	2.3	2.3	2.3
Avg. Stride Length [m]	6.3	7.3	7.4	7.6	7.9	7.7	7.6	7.4



- [] Ranking at each section and finish
- .-.- No data available at this section
- NA No data available



Horse/Jockey Name	Obliquity
Final Rank	8
Fastest Section Time (Section)	0:10.91 (800m)
Top Speed [km/h] (Section)	68.1 (800m)
Race State	Finished

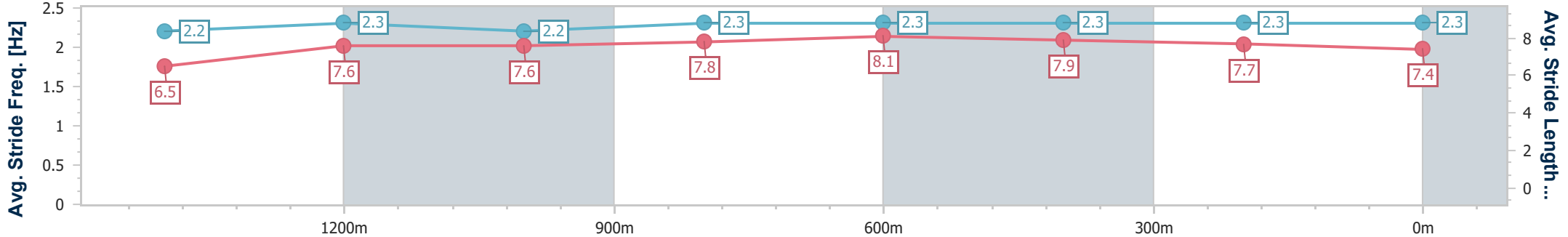
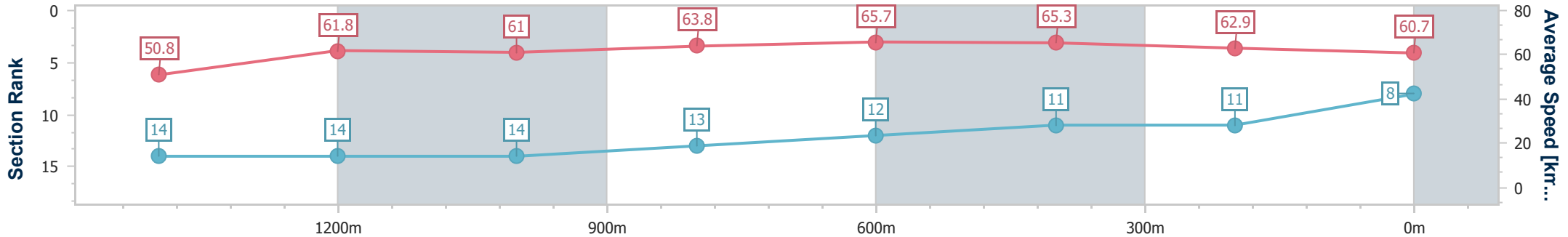


Townsville QLD Professional
 Race 7: MAGIC MILLIONS TOWNSVILLE GUINEAS QTIS 3YO
 Handicap - 1609m
 28 July 2024 - 16:30



Track Rating: Soft 5, Weather: Fine, Rail Position: True

Section	Overall	1400m	1200m	1000m	800m	600m	400m	200m
Section Times	1:35.36 [8] (0:14.95)	1:20.41 [14] (0:11.66)	1:08.75 [14] (0:11.83)	0:56.92 [14] (0:11.23)	0:45.69 [13] (0:10.91)	0:34.78 [12] (0:11.18)	0:23.60 [11] (0:11.60)	0:12.00 [11] (0:12.00)
Average Speed [km/h]	50.8	61.8	61.0	63.8	65.7	65.3	62.9	60.7
Top Speed [km/h]	63.0	62.8	62.9	66.9	68.1	66.4	64.6	61.7
Avg. Dist. to Rail [m]	5.8	0.6	0.8	1.0	1.0	2.8	8.4	11.8
Avg. Stride Freq. [Hz]	2.2	2.3	2.2	2.3	2.3	2.3	2.3	2.3
Avg. Stride Length [m]	6.5	7.6	7.6	7.8	8.1	7.9	7.7	7.4



- [] Ranking at each section and finish
- .-.- No data available at this section
- NA No data available



Horse/Jockey Name	Viennawaitsforyou
Final Rank	9
Fastest Section Time (Section)	0:11.05 (800m)
Top Speed [km/h] (Section)	66.7 (800m)
Race State	Finished

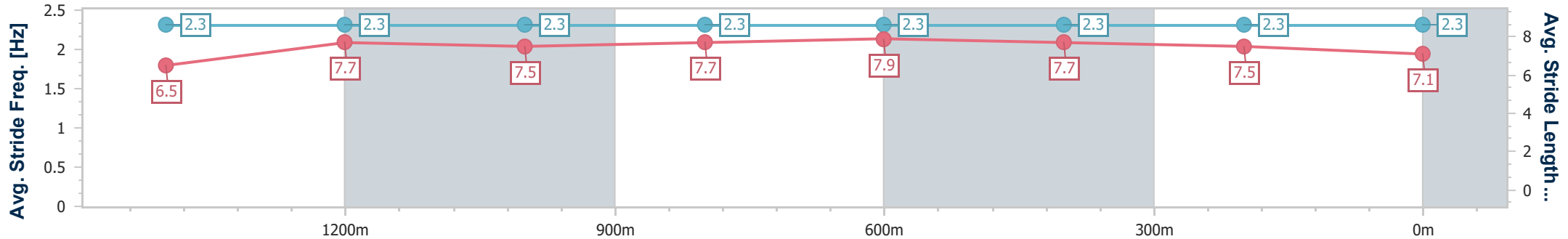
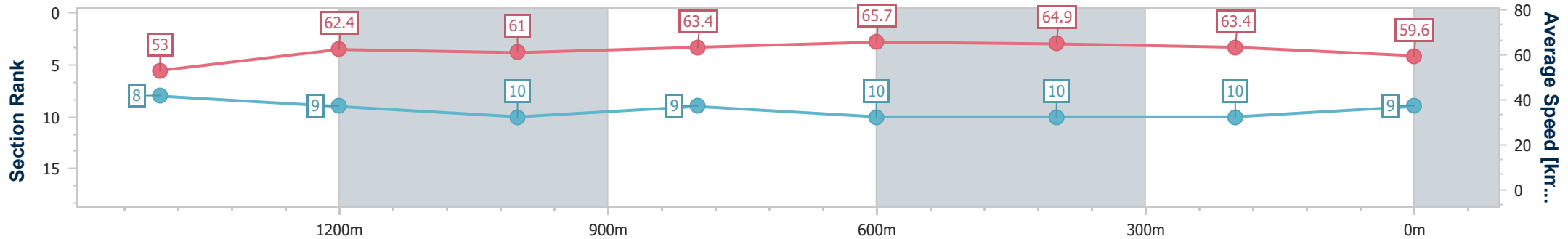


Townsville QLD Professional
 Race 7: MAGIC MILLIONS TOWNSVILLE GUINEAS QTIS 3YO
 Handicap - 1609m
 28 July 2024 - 16:30



Track Rating: Soft 5, Weather: Fine, Rail Position: True

Section	Overall	1400m	1200m	1000m	800m	600m	400m	200m
Section Times	1:35.43 [9] (0:14.41)	1:21.02 [8] (0:11.62)	1:09.40 [9] (0:11.84)	0:57.56 [10] (0:11.37)	0:46.19 [9] (0:11.05)	0:35.14 [10] (0:11.36)	0:23.78 [10] (0:11.56)	0:12.22 [10] (0:12.22)
Average Speed [km/h]	53.0	62.4	61.0	63.4	65.7	64.9	63.4	59.6
Top Speed [km/h]	63.8	63.6	61.6	66.5	66.7	65.7	64.9	62.2
Avg. Dist. to Rail [m]	8.6	2.0	1.0	0.6	1.8	5.1	10.9	13.4
Avg. Stride Freq. [Hz]	2.3	2.3	2.3	2.3	2.3	2.3	2.3	2.3
Avg. Stride Length [m]	6.5	7.7	7.5	7.7	7.9	7.7	7.5	7.1



- [] Ranking at each section and finish
- .-.- No data available at this section
- NA No data available



Horse/Jockey Name	Ready To Pardon
Final Rank	10
Fastest Section Time (Section)	0:11.07 (800m)
Top Speed [km/h] (Section)	65.6 (600m)
Race State	Finished

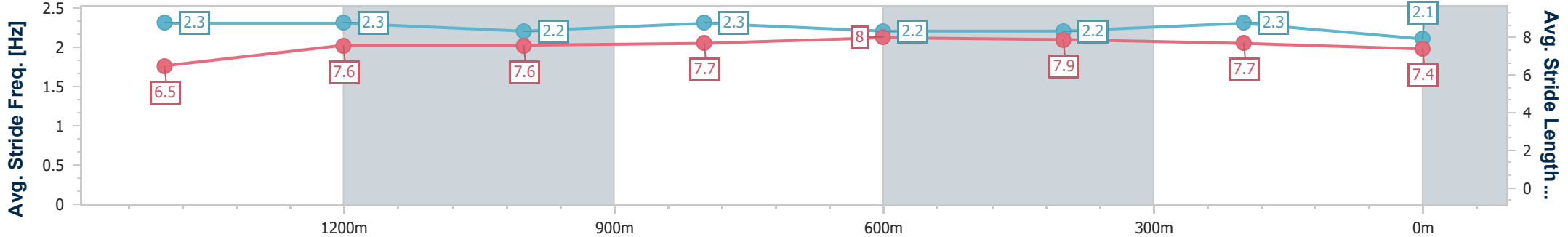
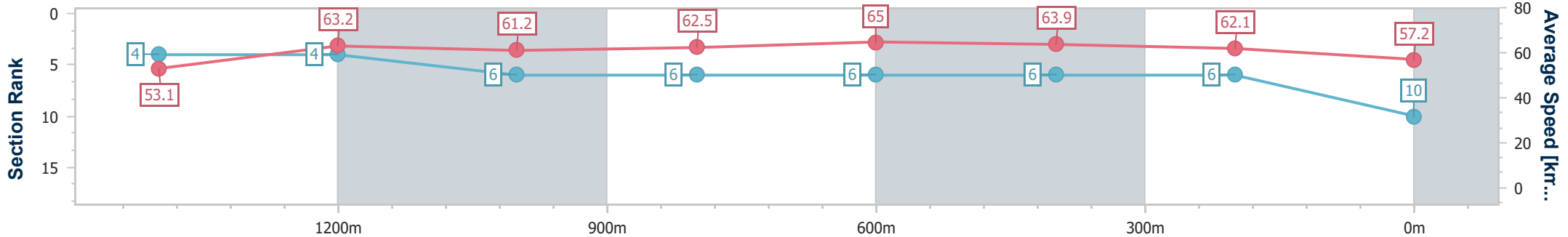


Townsville QLD Professional
 Race 7: MAGIC MILLIONS TOWNSVILLE GUINEAS QTIS 3YO
 Handicap - 1609m
 28 July 2024 - 16:30



Track Rating: Soft 5, Weather: Fine, Rail Position: True

Section	Overall	1400m	1200m	1000m	800m	600m	400m	200m
Section Times	1:35.64 [10] (0:14.24)	1:21.40 [4] (0:11.40)	1:10.00 [4] (0:11.76)	0:58.24 [6] (0:11.38)	0:46.86 [6] (0:11.07)	0:35.79 [6] (0:11.39)	0:24.40 [6] (0:11.68)	0:12.72 [6] (0:12.72)
Average Speed [km/h]	53.1	63.2	61.2	62.5	65.0	63.9	62.1	57.2
Top Speed [km/h]	64.3	64.1	61.9	65.2	65.6	65.6	63.8	59.3
Avg. Dist. to Rail [m]	3.4	0.3	1.4	2.1	0.9	2.3	4.7	6.8
Avg. Stride Freq. [Hz]	2.3	2.3	2.2	2.3	2.2	2.2	2.3	2.1
Avg. Stride Length [m]	6.5	7.6	7.6	7.7	8.0	7.9	7.7	7.4



- [] Ranking at each section and finish
- .-.- No data available at this section
- NA No data available



Horse/Jockey Name	Decrypting Gold
Final Rank	11
Fastest Section Time (Section)	0:10.97 (800m)
Top Speed [km/h] (Section)	66.7 (800m)
Race State	Finished

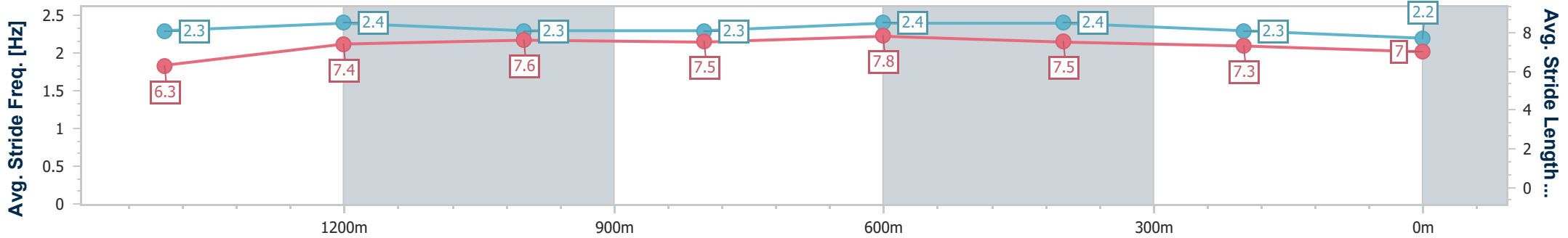
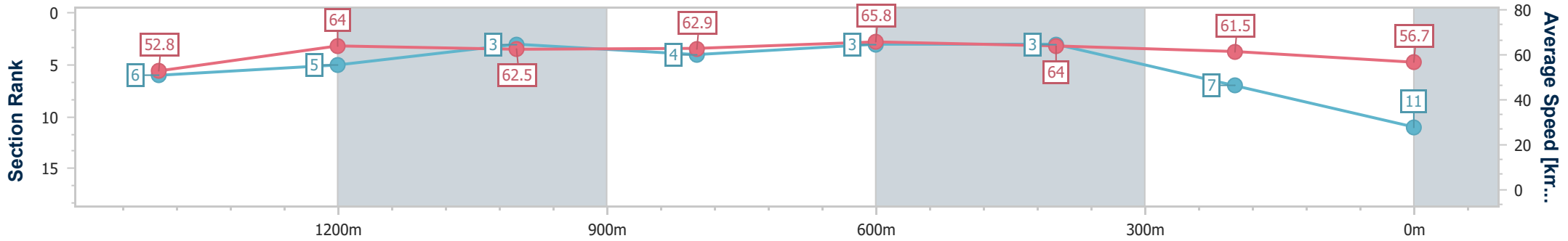


Townsville QLD Professional
 Race 7: MAGIC MILLIONS TOWNSVILLE GUINEAS QTIS 3YO
 Handicap - 1609m
 28 July 2024 - 16:30



Track Rating: Soft 5, Weather: Fine, Rail Position: True

Section	Overall	1400m	1200m	1000m	800m	600m	400m	200m
Section Times	1:35.81 [11] (0:14.39)	1:21.42 [6] (0:11.27)	1:10.15 [5] (0:11.53)	0:58.62 [3] (0:11.53)	0:47.09 [4] (0:10.97)	0:36.12 [3] (0:11.45)	0:24.67 [3] (0:11.84)	0:12.83 [7] (0:12.83)
Average Speed [km/h]	52.8	64.0	62.5	62.9	65.8	64.0	61.5	56.7
Top Speed [km/h]	65.5	65.5	64.3	65.2	66.7	65.8	65.1	58.6
Avg. Dist. to Rail [m]	5.6	1.6	2.6	1.2	1.0	3.5	6.5	8.8
Avg. Stride Freq. [Hz]	2.3	2.4	2.3	2.3	2.4	2.4	2.3	2.2
Avg. Stride Length [m]	6.3	7.4	7.6	7.5	7.8	7.5	7.3	7.0



- [] Ranking at each section and finish
- .-.- No data available at this section
- NA No data available



Horse/Jockey Name	Ishothedeputy
Final Rank	12
Fastest Section Time (Section)	0:11.28 (800m)
Top Speed [km/h] (Section)	67.2 (800m)
Race State	Finished

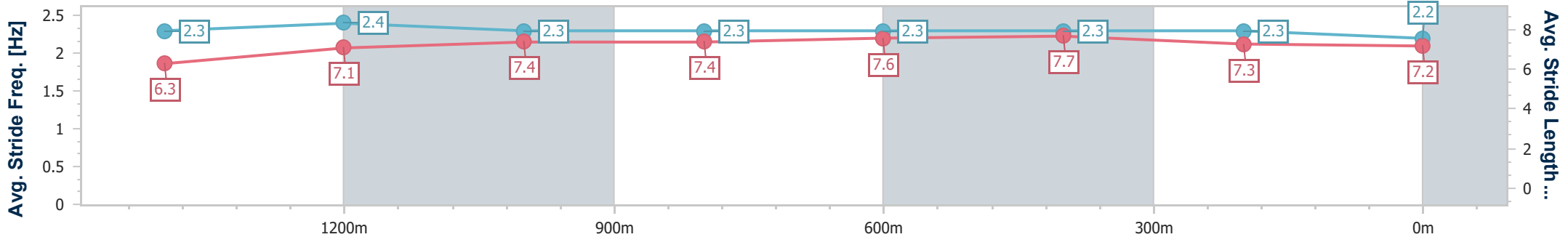
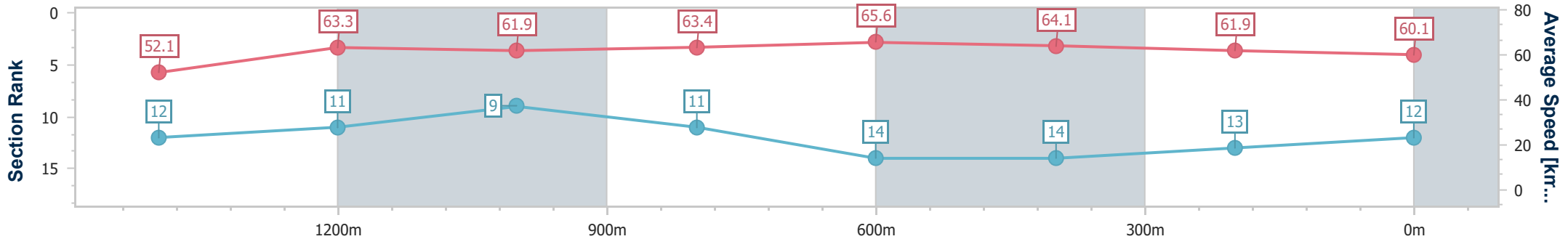


Townsville QLD Professional
 Race 7: MAGIC MILLIONS TOWNSVILLE GUINEAS QTIS 3YO
 Handicap - 1609m
 28 July 2024 - 16:30



Track Rating: Soft 5, Weather: Fine, Rail Position: True

Section	Overall	1400m	1200m	1000m	800m	600m	400m	200m					
Section Times	1:36.09 [12] (0:14.67)	1:21.42 [12] (0:11.50)	1:09.92 [11] (0:11.64)	0:58.28 [9] (0:11.55)	0:46.73 [11] (0:11.28)	0:35.45 [14] (0:11.50)	0:23.95 [14] (0:11.83)	0:12.12 [13] (0:12.12)					
Average Speed [km/h]	52.1	63.3	61.9	63.4	65.6	64.1	61.9	60.1					
Top Speed [km/h]	64.5	64.7	62.9	66.1	67.2	65.1	62.4	62.0					
Avg. Dist. to Rail [m]	10.3	2.9	2.4	3.4	5.4	5.6	7.3	6.6					
Avg. Stride Freq. [Hz]	2.3	2.4	2.3	2.3	2.3	2.3	2.3	2.2					
Avg. Stride Length [m]	6.3	7.1	7.4	7.4	7.6	7.7	7.3	7.2					



- [] Ranking at each section and finish
- .-.- No data available at this section
- NA No data available



Horse/Jockey Name	Fine Shot
Final Rank	13
Fastest Section Time (Section)	0:10.89 (800m)
Top Speed [km/h] (Section)	68.9 (800m)
Race State	Finished

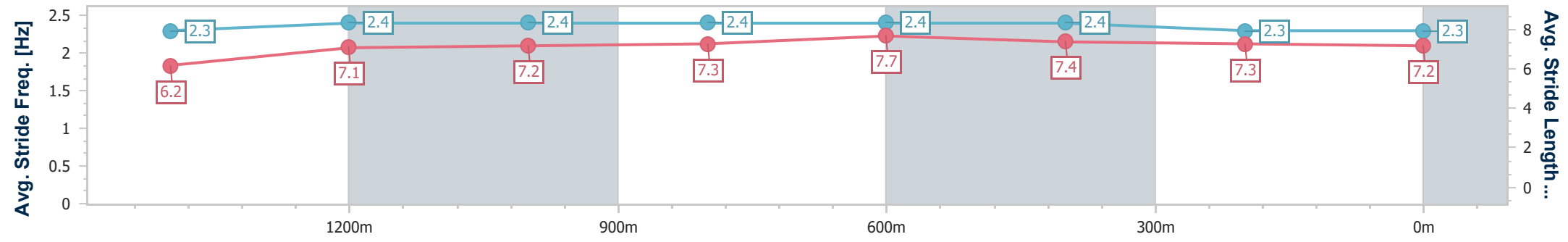
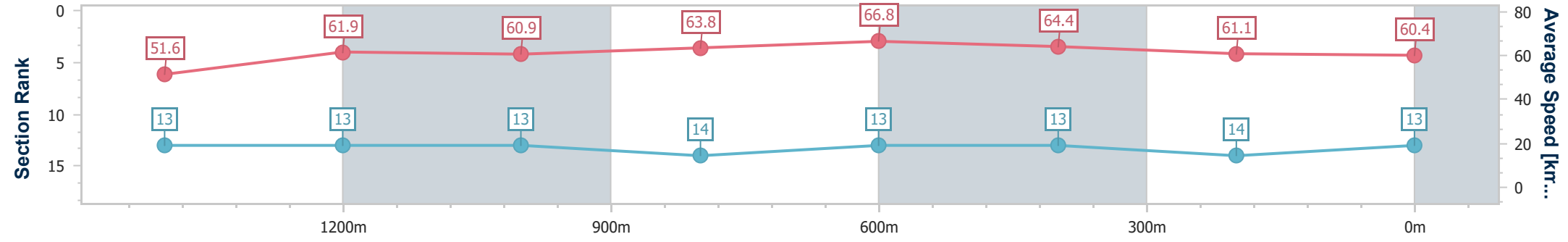


Townsville QLD Professional
 Race 7: MAGIC MILLIONS TOWNSVILLE GUINEAS QTIS 3YO
 Handicap - 1609m
 28 July 2024 - 16:30



Track Rating: Soft 5, Weather: Fine, Rail Position: True

Section	Overall	1400m	1200m	1000m	800m	600m	400m	200m					
Section Times	1:36.12 [13] (0:14.75)	1:21.37 [13] (0:11.73)	1:09.64 [13] (0:11.85)	0:57.79 [13] (0:11.42)	0:46.37 [14] (0:10.89)	0:35.48 [13] (0:11.46)	0:24.02 [13] (0:11.99)	0:12.03 [14] (0:12.03)					
Average Speed [km/h]	51.6	61.9	60.9	63.8	66.8	64.4	61.1	60.4					
Top Speed [km/h]	64.2	63.4	61.8	66.5	68.9	65.6	62.6	61.9					
Avg. Dist. to Rail [m]	9.4	2.7	2.4	2.6	2.1	5.2	7.6	8.3					
Avg. Stride Freq. [Hz]	2.3	2.4	2.4	2.4	2.4	2.4	2.3	2.3					
Avg. Stride Length [m]	6.2	7.1	7.2	7.3	7.7	7.4	7.3	7.2					



- [] Ranking at each section and finish
- .-.- No data available at this section
- NA No data available



Horse/Jockey Name	White Arendelle
Final Rank	14
Fastest Section Time (Section)	0:11.07 (800m)
Top Speed [km/h] (Section)	66.1 (800m)
Race State	Finished

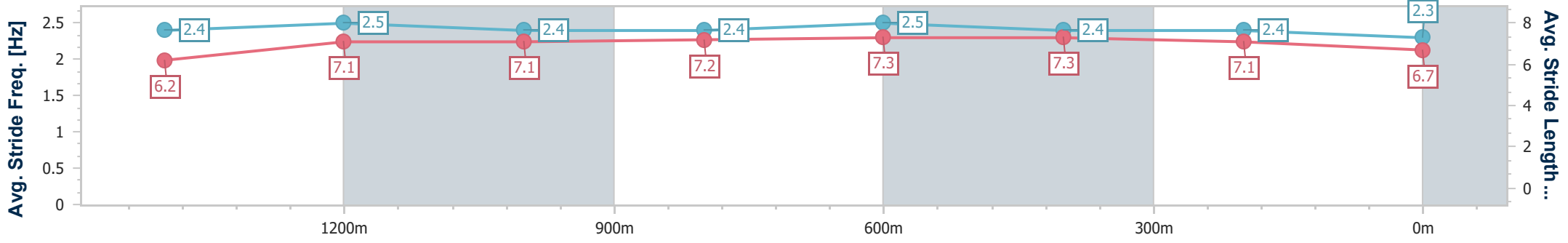
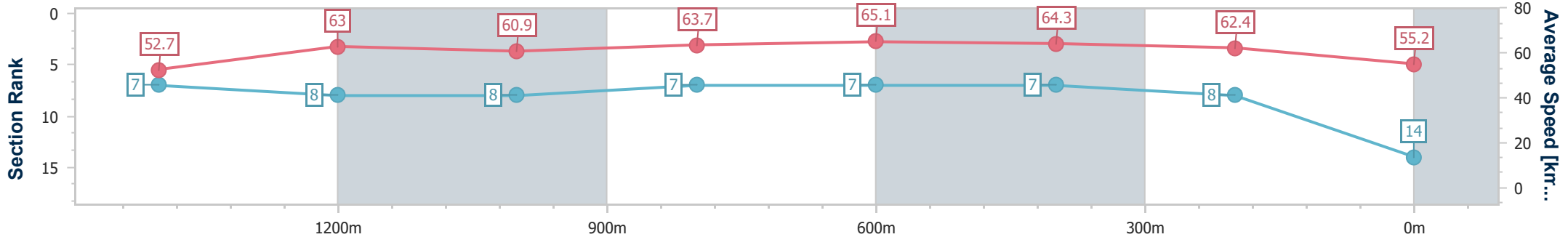


Townsville QLD Professional
 Race 7: MAGIC MILLIONS TOWNSVILLE GUINEAS QTIS 3YO
 Handicap - 1609m
 28 July 2024 - 16:30



Track Rating: Soft 5, Weather: Fine, Rail Position: True

Section	Overall	1400m	1200m	1000m	800m	600m	400m	200m
Section Times	1:36.29 [14] (0:14.39)	1:21.90 [7] (0:11.43)	1:10.47 [8] (0:11.84)	0:58.63 [8] (0:11.27)	0:47.36 [7] (0:11.07)	0:36.29 [7] (0:11.39)	0:24.90 [7] (0:11.70)	0:13.20 [8] (0:13.20)
Average Speed [km/h]	52.7	63.0	60.9	63.7	65.1	64.3	62.4	55.2
Top Speed [km/h]	63.7	63.7	62.1	65.6	66.1	65.0	64.1	59.9
Avg. Dist. to Rail [m]	4.5	0.8	0.4	0.6	0.6	3.7	8.5	10.9
Avg. Stride Freq. [Hz]	2.4	2.5	2.4	2.4	2.5	2.4	2.4	2.3
Avg. Stride Length [m]	6.2	7.1	7.1	7.2	7.3	7.3	7.1	6.7



- [] Ranking at each section and finish
- .-.- No data available at this section
- NA No data available



Townsville QLD Professional

Race 8: COWBOYS LEAGUES CLUB BENCHMARK 60 Handicap - 1200m

28 July 2024 - 17:13



Track Rating: Soft 5, Weather: Fine, Rail Position: True

Section		Overall	1000m	800m	600m	400m	200m	Last 600m					
Field Times		1:08.50 (0:13.15)	0:55.35 (0:10.54)	0:44.81 (0:11.01)	0:33.80 (0:11.20)	0:22.60 (0:10.97)	0:11.63 (0:11.63)	0:33.80					
Rank	TAB Horse/Jockey	Barrier	Top Speed [km/h]	Fastest Section							Margin	Distance Travelled [m]	
1	15 HELL Justin Huxtable	10	71.1 Overall	0:10.54 1000m	1:08.50 [1] (0:13.15)	0:55.35 [1] (0:10.54)	0:44.81 [1] (0:11.01)	0:33.80 [1] (0:11.20)	0:22.60 [1] (0:10.97)	0:11.63 [1] (0:11.63)	1:08.50	0:33.80	
2	18 SUPER TWENTY THREE Ryan Wiggins	11	69.1 1000m	0:10.67 1000m	1:09.45 [2] (0:14.06)	0:55.39 [14] (0:10.67)	0:44.72 [9] (0:10.95)	0:33.77 [11] (0:10.90)	0:22.87 [7] (0:11.07)	0:11.80 [3] (0:11.80)	5.59L	0:33.77	-5
3	5 LOBURN LASS Jackson Murphy	1	68.9 1000m	0:10.79 1000m	1:09.82 [3] (0:13.24)	0:56.58 [2] (0:10.79)	0:45.79 [2] (0:11.16)	0:34.63 [3] (0:11.14)	0:23.49 [3] (0:11.36)	0:12.13 [5] (0:12.13)	7.76L	0:34.63	-5
4	8 ELLEVES Chris Whiteley	8	67.5 1000m	0:10.72 1000m	1:09.86 [4] (0:14.02)	0:55.84 [13] (0:10.72)	0:45.12 [11] (0:10.99)	0:34.13 [13] (0:11.18)	0:22.95 [13] (0:11.20)	0:11.75 [10] (0:11.75)	8L	0:34.13	-4
5	17 SHIPS AHOY Justin Stanley	2	67.4 1000m	0:10.83 1000m	1:09.89 [5] (0:13.46)	0:56.43 [4] (0:10.83)	0:45.60 [4] (0:10.92)	0:34.68 [4] (0:11.20)	0:23.48 [4] (0:11.37)	0:12.11 [6] (0:12.11)	8.21L	0:34.68	-5
6	6 DELUXE LEGEND Ashley Butler	6	68.6 1000m	0:10.88 1000m	1:09.99 [6] (0:13.33)	0:56.66 [3] (0:10.88)	0:45.78 [3] (0:11.10)	0:34.68 [5] (0:11.12)	0:23.56 [5] (0:11.23)	0:12.33 [4] (0:12.33)	8.75L	0:34.68	+4
7	16 ZORAYDAH Graham Kliese	13	67.5 1000m	0:10.85 1000m	1:10.05 [7] (0:14.20)	0:55.85 [15] (0:10.85)	0:45.00 [15] (0:10.94)	0:34.06 [15] (0:11.08)	0:22.98 [15] (0:11.05)	0:11.93 [11] (0:11.93)	9.1L	0:34.06	-1
8	13 INDICATIVE Isabella Teh	20	69.6 800m	0:10.75 1000m	1:10.05 [8] (0:13.57)	0:56.48 [5] (0:10.75)	0:45.73 [5] (0:10.84)	0:34.89 [2] (0:11.04)	0:23.85 [2] (0:11.41)	0:12.44 [2] (0:12.44)	9.13L	0:34.89	+5
9	11 CAVENTE Chelsea Jokic	3	68.7 1000m	0:10.65 1000m	1:10.13 [9] (0:13.74)	0:56.39 [7] (0:10.65)	0:45.74 [6] (0:10.99)	0:34.75 [6] (0:11.24)	0:23.51 [9] (0:11.29)	0:12.22 [7] (0:12.22)	9.62L	0:34.75	-4
10	21 DICKIN MEDAL Warwick Satherley	9	67.5 Overall	0:10.98 800m	1:10.28 [10] (0:13.82)	0:56.46 [9] (0:11.07)	0:45.39 [13] (0:10.98)	0:34.41 [14] (0:11.08)	0:23.33 [14] (0:11.24)	0:12.09 [14] (0:12.09)	10.45L	0:34.41	+0

Scratched: Kahaylaan (#9), Harvesta (#12), Viburnum (#14), Saturday Vibes (#10), Sennaprost (#20), Dawn Strike (#22)

[] Ranking at each section and finish
 -:-:- No data available at this section
 NA No data available
 SCN Saddle cloth number
 DNF Did not finish
 DNT Did not track



Townsville QLD Professional

Race 8: COWBOYS LEAGUES CLUB BENCHMARK 60 Handicap - 1200m

28 July 2024 - 17:13



Track Rating: Soft 5, Weather: Fine, Rail Position: True

Section		Overall	1000m	800m	600m	400m	200m	Last 600m					
Field Times		1:08.50 (0:13.15)	0:55.35 (0:10.54)	0:44.81 (0:11.01)	0:33.80 (0:11.20)	0:22.60 (0:10.97)	0:11.63 (0:11.63)	0:33.80					
Rank	TAB Horse/Jockey	Barrier	Top Speed [km/h]	Fastest Section	Margin								Distance Travelled [m]
11	3 SPIRIT MEISTER Nathan Day	7	67.4 800m	0:10.75 800m	1:10.33 [11] (0:13.82)	0:56.51 [10] (0:11.09)	0:45.42 [14] (0:10.75)	0:34.67 [10] (0:10.88)	0:23.79 [6] (0:11.38)	0:12.41 [8] (0:12.41)	10.79L	0:34.67	-9
12	1 TEMPO Melea Castle	21	70.1 1000m	0:10.85 1000m	1:10.33 [12] (0:13.88)	0:56.45 [12] (0:10.85)	0:45.60 [10] (0:10.90)	0:34.70 [8] (0:11.18)	0:23.52 [12] (0:11.35)	0:12.17 [13] (0:12.17)	10.79L	0:34.70	+2
13	2 LIDDER VALLEY Tyler Leslight	12	68.3 Overall	0:10.91 800m	1:10.34 [13] (0:13.86)	0:56.48 [11] (0:10.94)	0:45.54 [12] (0:10.91)	0:34.63 [12] (0:11.07)	0:23.56 [11] (0:11.37)	0:12.19 [12] (0:12.19)	10.8L	0:34.63	+4
14	4 DARK ARCHER Pietro Romeo	17	68.0 1000m	0:10.89 1000m	1:10.55 [14] (0:14.21)	0:56.34 [16] (0:10.89)	0:45.45 [16] (0:10.92)	0:34.53 [16] (0:11.10)	0:23.43 [16] (0:11.25)	0:12.18 [16] (0:12.18)	12.05L	0:34.53	+0
15	7 SET THE SAILS Gabrielle Semmens	22	68.7 800m	0:10.82 1000m	1:10.56 [15] (0:13.72)	0:56.84 [6] (0:10.82)	0:46.02 [8] (0:11.10)	0:34.92 [9] (0:10.96)	0:23.96 [8] (0:11.45)	0:12.51 [9] (0:12.51)	12.15L	0:34.92	+6
16	19 SO ODELIA Corey Bayliss	4	68.9 1000m	0:10.69 1000m	1:10.94 [16] (0:13.75)	0:57.19 [8] (0:10.69)	0:46.50 [7] (0:11.06)	0:35.44 [7] (0:11.27)	0:24.17 [10] (0:11.53)	0:12.64 [15] (0:12.64)	14.35L	0:35.44	+5

Scratched: Kahaylaan (#9), Harvesta (#12), Viburnum (#14), Saturday Vibes (#10), Sennaprost (#20), Dawn Strike (#22)

[] Ranking at each section and finish
 -:-:- No data available at this section
 NA No data available

SCN Saddle cloth number
 DNF Did not finish
 DNT Did not track



Horse/Jockey Name	Hell
Final Rank	1
Fastest Section Time (Section)	0:10.54 (1000m)
Top Speed [km/h] (Section)	71.1 (Overall)
Race State	Finished

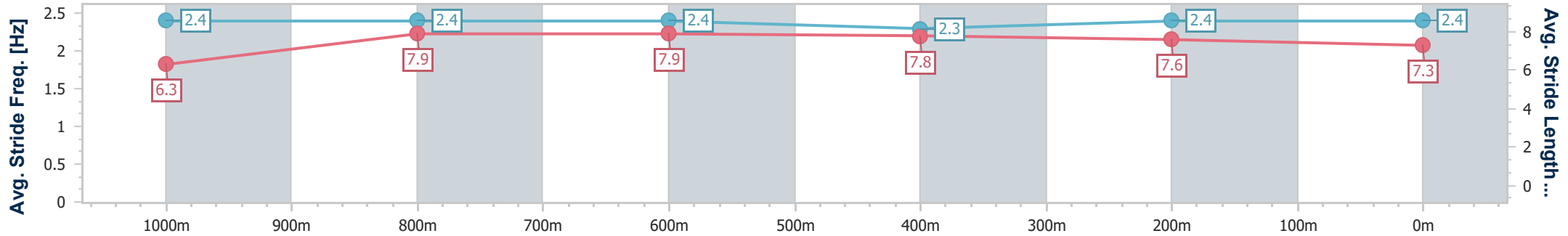
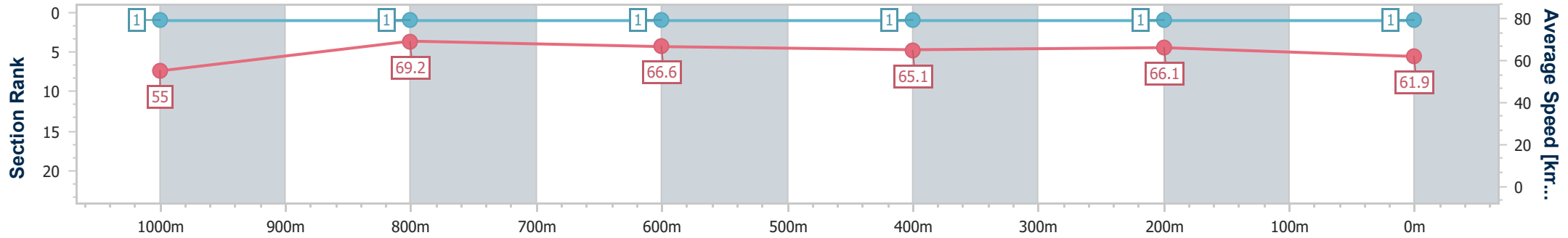


Townsville QLD Professional
 Race 8: COWBOYS LEAGUES CLUB BENCHMARK 60
 Handicap - 1200m
 28 July 2024 - 17:13



Track Rating: Soft 5, Weather: Fine, Rail Position: True

Section	Overall	1000m	800m	600m	400m	200m
Section Times	1:08.50 [1] (0:13.15)	0:55.35 [1] (0:10.54)	0:44.81 [1] (0:11.01)	0:33.80 [1] (0:11.20)	0:22.60 [1] (0:10.97)	0:11.63 [1] (0:11.63)
Average Speed [km/h]	55.0	69.2	66.6	65.1	66.1	61.9
Top Speed [km/h]	71.1	70.5	67.5	66.6	67.1	66.0
Avg. Dist. to Rail [m]	9.0	2.7	3.6	2.8	3.8	5.6
Avg. Stride Freq. [Hz]	2.4	2.4	2.4	2.3	2.4	2.4
Avg. Stride Length [m]	6.3	7.9	7.9	7.8	7.6	7.3



- [] Ranking at each section and finish
- .-.- No data available at this section
- NA No data available



Horse/Jockey Name	Super Twenty Three
Final Rank	2
Fastest Section Time (Section)	0:10.67 (1000m)
Top Speed [km/h] (Section)	69.1 (1000m)
Race State	Finished

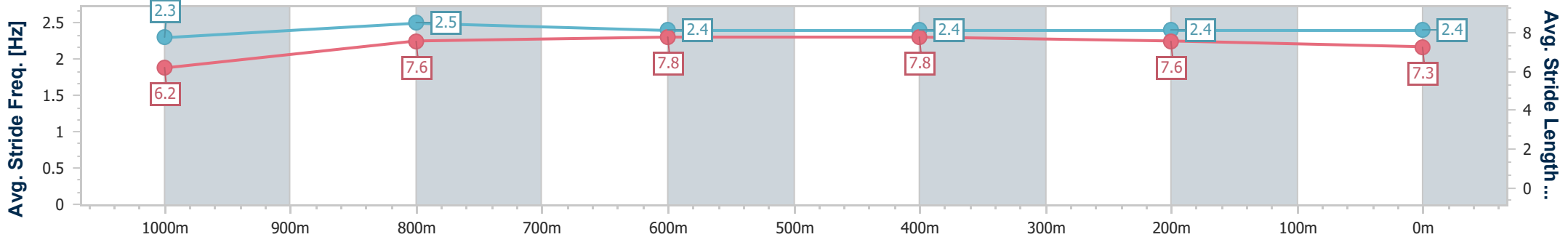
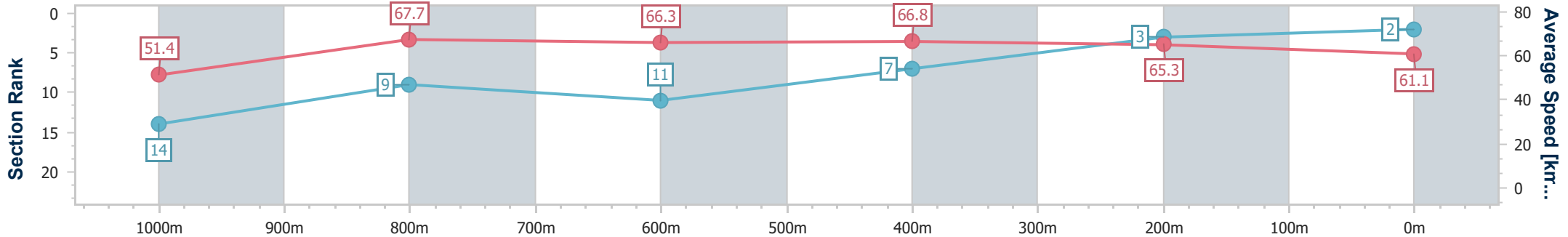


Townsville QLD Professional
 Race 8: COWBOYS LEAGUES CLUB BENCHMARK 60
 Handicap - 1200m
 28 July 2024 - 17:13



Track Rating: Soft 5, Weather: Fine, Rail Position: True

Section	Overall	1000m	800m	600m	400m	200m
Section Times	1:09.45 [2] (0:14.06)	0:55.39 [14] (0:10.67)	0:44.72 [9] (0:10.95)	0:33.77 [11] (0:10.90)	0:22.87 [7] (0:11.07)	0:11.80 [3] (0:11.80)
Average Speed [km/h]	51.4	67.7	66.3	66.8	65.3	61.1
Top Speed [km/h]	65.2	69.1	67.6	67.4	66.4	63.5
Avg. Dist. to Rail [m]	8.4	0.7	1.8	2.1	4.4	6.3
Avg. Stride Freq. [Hz]	2.3	2.5	2.4	2.4	2.4	2.4
Avg. Stride Length [m]	6.2	7.6	7.8	7.8	7.6	7.3



- [] Ranking at each section and finish
- .-.- No data available at this section
- NA No data available



Horse/Jockey Name	Loburn Lass
Final Rank	3
Fastest Section Time (Section)	0:10.79 (1000m)
Top Speed [km/h] (Section)	68.9 (1000m)
Race State	Finished

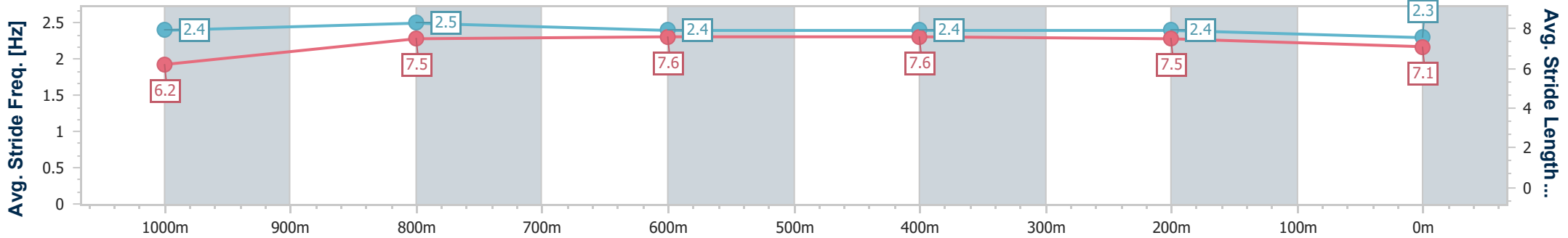
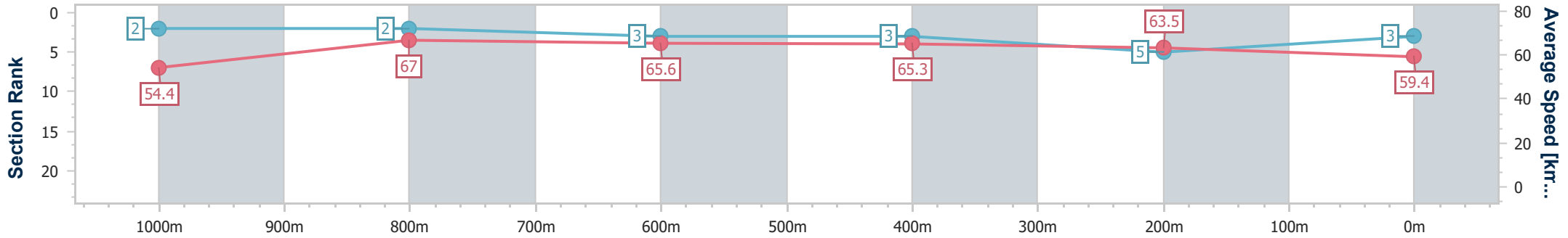


Townsville QLD Professional
 Race 8: COWBOYS LEAGUES CLUB BENCHMARK 60
 Handicap - 1200m
 28 July 2024 - 17:13



Track Rating: Soft 5, Weather: Fine, Rail Position: True

Section	Overall	1000m	800m	600m	400m	200m
Section Times	1:09.82 [3] (0:13.24)	0:56.58 [2] (0:10.79)	0:45.79 [2] (0:11.16)	0:34.63 [3] (0:11.14)	0:23.49 [3] (0:11.36)	0:12.13 [5] (0:12.13)
Average Speed [km/h]	54.4	67.0	65.6	65.3	63.5	59.4
Top Speed [km/h]	68.1	68.9	66.9	66.7	65.5	63.1
Avg. Dist. to Rail [m]	1.8	1.0	3.1	2.1	2.2	4.1
Avg. Stride Freq. [Hz]	2.4	2.5	2.4	2.4	2.4	2.3
Avg. Stride Length [m]	6.2	7.5	7.6	7.6	7.5	7.1



- [] Ranking at each section and finish
- .-.- No data available at this section
- NA No data available



Horse/Jockey Name	Elleves
Final Rank	4
Fastest Section Time (Section)	0:10.72 (1000m)
Top Speed [km/h] (Section)	67.5 (1000m)
Race State	Finished

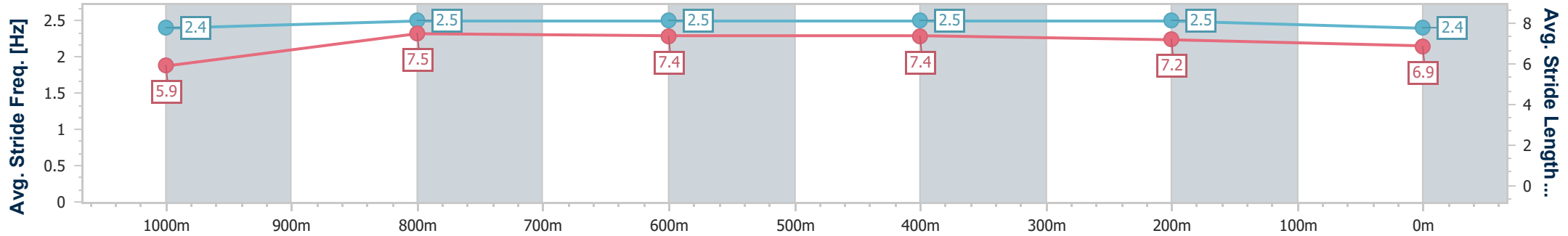
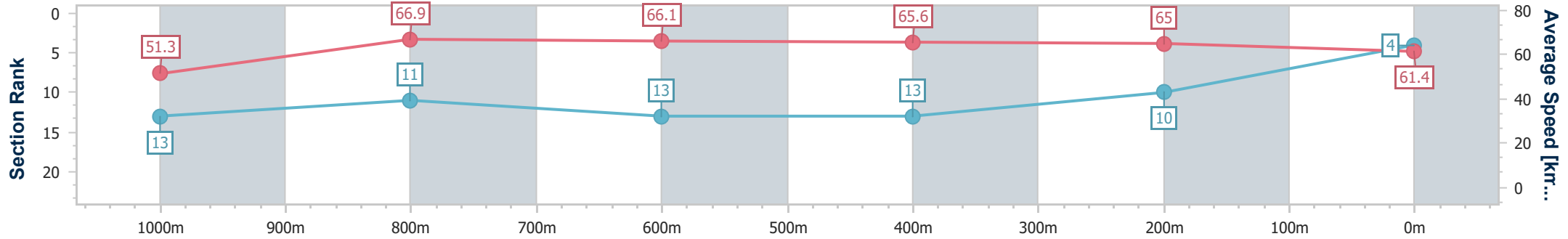


Townsville QLD Professional
 Race 8: COWBOYS LEAGUES CLUB BENCHMARK 60
 Handicap - 1200m
 28 July 2024 - 17:13



Track Rating: Soft 5, Weather: Fine, Rail Position: True

Section	Overall	1000m	800m	600m	400m	200m
Section Times	1:09.86 [4] (0:14.02)	0:55.84 [13] (0:10.72)	0:45.12 [11] (0:10.99)	0:34.13 [13] (0:11.18)	0:22.95 [13] (0:11.20)	0:11.75 [10] (0:11.75)
Average Speed [km/h]	51.3	66.9	66.1	65.6	65.0	61.4
Top Speed [km/h]	67.5	67.5	67.1	67.2	66.0	67.1
Avg. Dist. to Rail [m]	5.4	1.1	1.8	4.0	6.8	9.7
Avg. Stride Freq. [Hz]	2.4	2.5	2.5	2.5	2.5	2.4
Avg. Stride Length [m]	5.9	7.5	7.4	7.4	7.2	6.9



- [] Ranking at each section and finish
- .-.- No data available at this section
- NA No data available



Horse/Jockey Name	Ships Ahoy
Final Rank	5
Fastest Section Time (Section)	0:10.83 (1000m)
Top Speed [km/h] (Section)	67.4 (1000m)
Race State	Finished

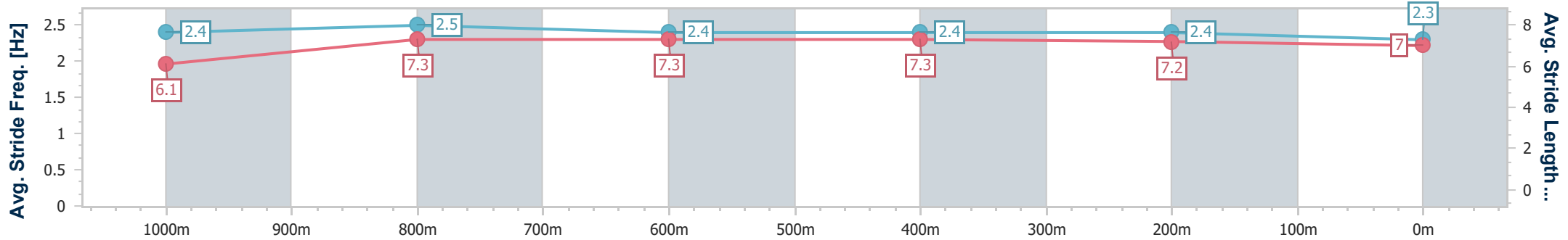
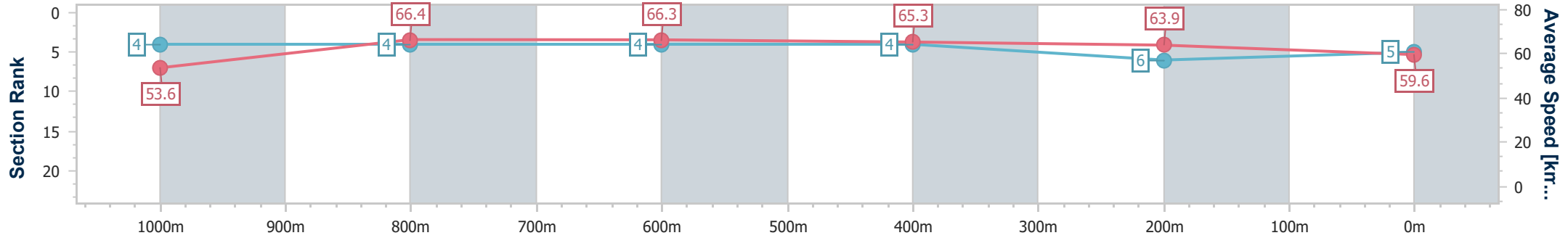


Townsville QLD Professional
 Race 8: COWBOYS LEAGUES CLUB BENCHMARK 60
 Handicap - 1200m
 28 July 2024 - 17:13



Track Rating: Soft 5, Weather: Fine, Rail Position: True

Section	Overall	1000m	800m	600m	400m	200m
Section Times	1:09.89 [5] (0:13.46)	0:56.43 [4] (0:10.83)	0:45.60 [4] (0:10.92)	0:34.68 [4] (0:11.20)	0:23.48 [4] (0:11.37)	0:12.11 [6] (0:12.11)
Average Speed [km/h]	53.6	66.4	66.3	65.3	63.9	59.6
Top Speed [km/h]	65.8	67.4	66.9	66.9	66.1	63.1
Avg. Dist. to Rail [m]	3.4	0.2	0.8	3.4	6.9	9.9
Avg. Stride Freq. [Hz]	2.4	2.5	2.4	2.4	2.4	2.3
Avg. Stride Length [m]	6.1	7.3	7.3	7.3	7.2	7.0



- [] Ranking at each section and finish
- .-.- No data available at this section
- NA No data available



Horse/Jockey Name	Deluxe Legend
Final Rank	6
Fastest Section Time (Section)	0:10.88 (1000m)
Top Speed [km/h] (Section)	68.6 (1000m)
Race State	Finished

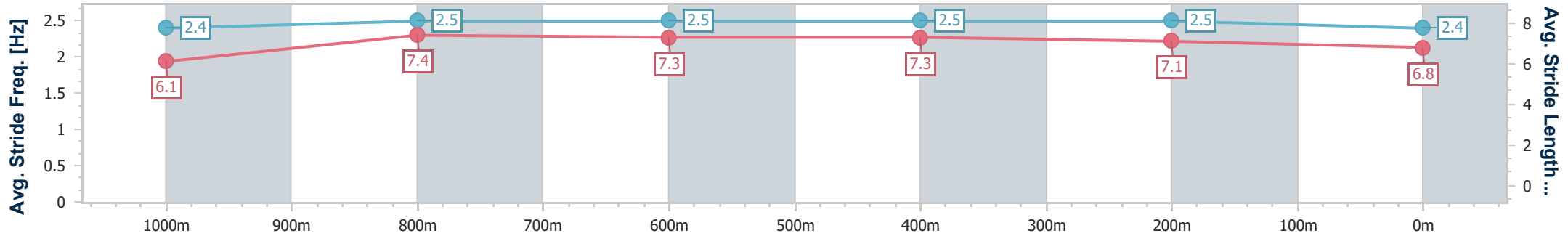
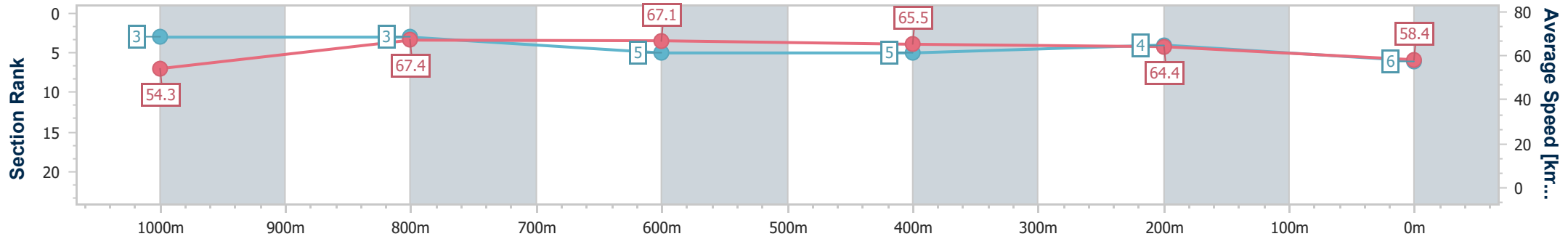


Townsville QLD Professional
 Race 8: COWBOYS LEAGUES CLUB BENCHMARK 60
 Handicap - 1200m
 28 July 2024 - 17:13



Track Rating: Soft 5, Weather: Fine, Rail Position: True

Section	Overall	1000m	800m	600m	400m	200m
Section Times	1:09.99 [6] (0:13.33)	0:56.66 [3] (0:10.88)	0:45.78 [3] (0:11.10)	0:34.68 [5] (0:11.12)	0:23.56 [5] (0:11.23)	0:12.33 [4] (0:12.33)
Average Speed [km/h]	54.3	67.4	67.1	65.5	64.4	58.4
Top Speed [km/h]	67.8	68.6	68.1	67.0	66.1	63.4
Avg. Dist. to Rail [m]	5.7	4.0	6.6	2.5	4.5	7.9
Avg. Stride Freq. [Hz]	2.4	2.5	2.5	2.5	2.5	2.4
Avg. Stride Length [m]	6.1	7.4	7.3	7.3	7.1	6.8



- [] Ranking at each section and finish
- .-.- No data available at this section
- NA No data available



Horse/Jockey Name	Zoraydah
Final Rank	7
Fastest Section Time (Section)	0:10.85 (1000m)
Top Speed [km/h] (Section)	67.5 (1000m)
Race State	Finished

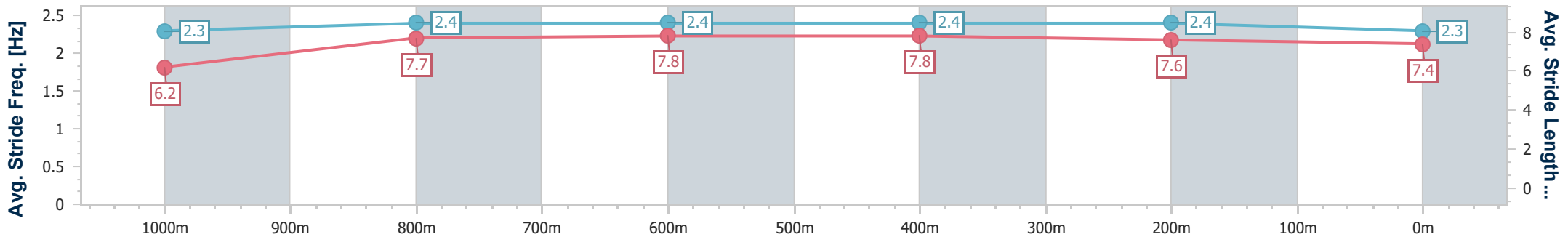
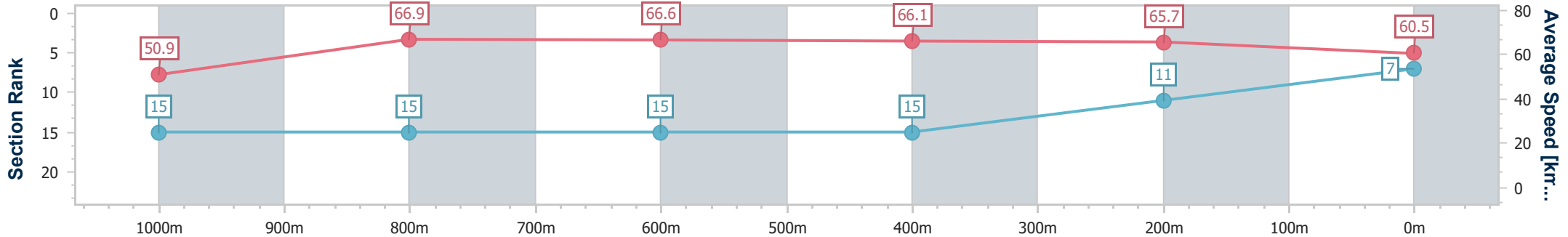


Townsville QLD Professional
 Race 8: COWBOYS LEAGUES CLUB BENCHMARK 60
 Handicap - 1200m
 28 July 2024 - 17:13



Track Rating: Soft 5, Weather: Fine, Rail Position: True

Section	Overall	1000m	800m	600m	400m	200m
Section Times	1:10.05 [7] (0:14.20)	0:55.85 [15] (0:10.85)	0:45.00 [15] (0:10.94)	0:34.06 [15] (0:11.08)	0:22.98 [15] (0:11.05)	0:11.93 [11] (0:11.93)
Average Speed [km/h]	50.9	66.9	66.6	66.1	65.7	60.5
Top Speed [km/h]	65.8	67.5	67.4	67.4	67.0	63.6
Avg. Dist. to Rail [m]	10.5	1.3	2.5	3.4	4.0	3.3
Avg. Stride Freq. [Hz]	2.3	2.4	2.4	2.4	2.4	2.3
Avg. Stride Length [m]	6.2	7.7	7.8	7.8	7.6	7.4



- [] Ranking at each section and finish
- .-.- No data available at this section
- NA No data available



Horse/Jockey Name	Indicative
Final Rank	8
Fastest Section Time (Section)	0:10.75 (1000m)
Top Speed [km/h] (Section)	69.6 (800m)
Race State	Finished

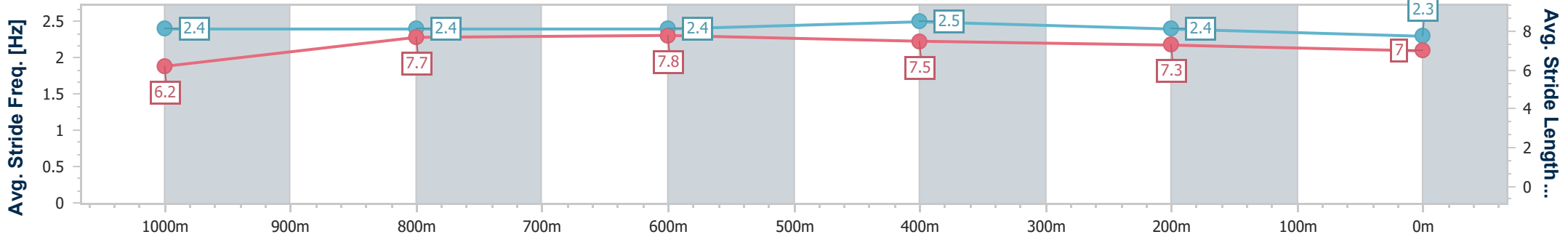
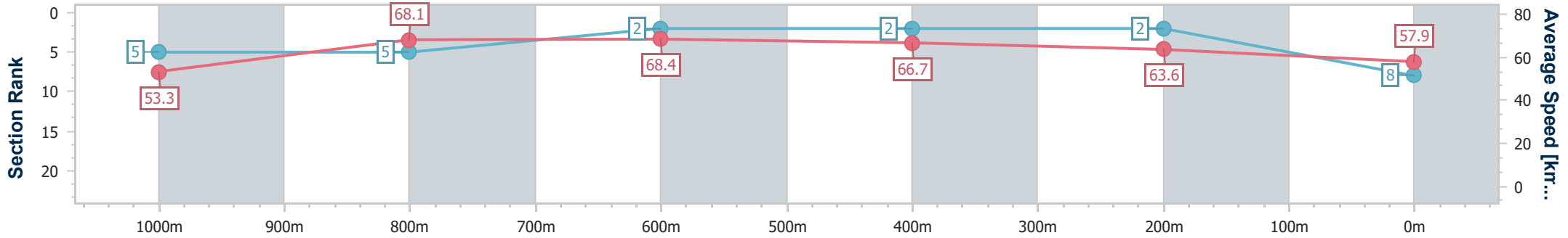


Townsville QLD Professional
 Race 8: COWBOYS LEAGUES CLUB BENCHMARK 60
 Handicap - 1200m
 28 July 2024 - 17:13



Track Rating: Soft 5, Weather: Fine, Rail Position: True

Section	Overall	1000m	800m	600m	400m	200m
Section Times	1:10.05 [8] (0:13.57)	0:56.48 [5] (0:10.75)	0:45.73 [5] (0:10.84)	0:34.89 [2] (0:11.04)	0:23.85 [2] (0:11.41)	0:12.44 [2] (0:12.44)
Average Speed [km/h]	53.3	68.1	68.4	66.7	63.6	57.9
Top Speed [km/h]	68.3	69.1	69.6	68.1	65.1	61.9
Avg. Dist. to Rail [m]	11.6	3.5	5.8	4.8	4.2	5.3
Avg. Stride Freq. [Hz]	2.4	2.4	2.4	2.5	2.4	2.3
Avg. Stride Length [m]	6.2	7.7	7.8	7.5	7.3	7.0



- [] Ranking at each section and finish
- .-.- No data available at this section
- NA No data available



Horse/Jockey Name	Cavente
Final Rank	9
Fastest Section Time (Section)	0:10.65 (1000m)
Top Speed [km/h] (Section)	68.7 (1000m)
Race State	Finished

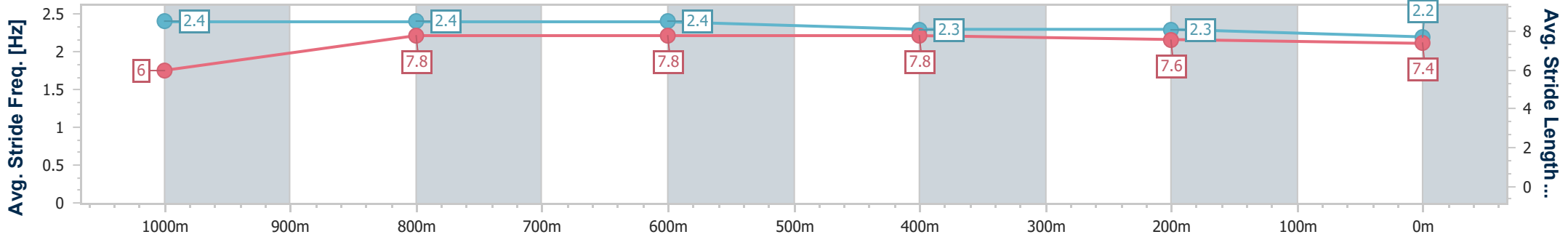
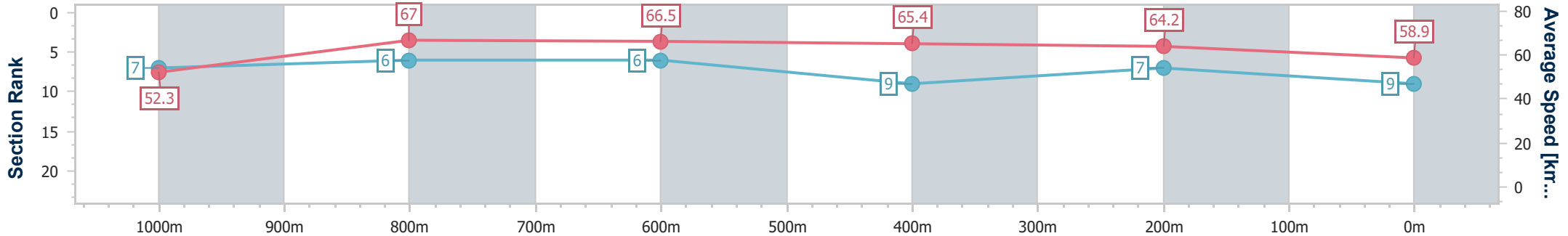


Townsville QLD Professional
 Race 8: COWBOYS LEAGUES CLUB BENCHMARK 60
 Handicap - 1200m
 28 July 2024 - 17:13



Track Rating: Soft 5, Weather: Fine, Rail Position: True

Section	Overall	1000m	800m	600m	400m	200m
Section Times	1:10.13 [9] (0:13.74)	0:56.39 [7] (0:10.65)	0:45.74 [6] (0:10.99)	0:34.75 [6] (0:11.24)	0:23.51 [9] (0:11.29)	0:12.22 [7] (0:12.22)
Average Speed [km/h]	52.3	67.0	66.5	65.4	64.2	58.9
Top Speed [km/h]	68.6	68.7	67.4	66.9	66.1	62.2
Avg. Dist. to Rail [m]	3.0	1.9	3.2	4.3	3.9	4.8
Avg. Stride Freq. [Hz]	2.4	2.4	2.4	2.3	2.3	2.2
Avg. Stride Length [m]	6.0	7.8	7.8	7.8	7.6	7.4



- [] Ranking at each section and finish
- .-.- No data available at this section
- NA No data available



Horse/Jockey Name	Dickin Medal
Final Rank	10
Fastest Section Time (Section)	0:10.98 (800m)
Top Speed [km/h] (Section)	67.5 (Overall)
Race State	Finished

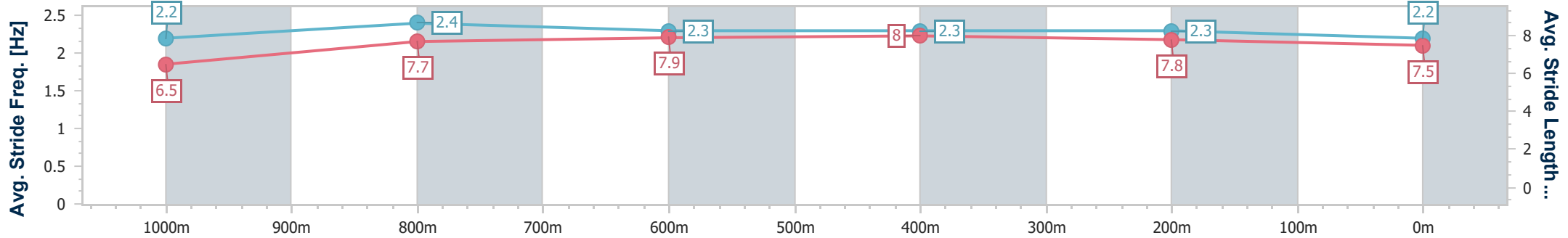
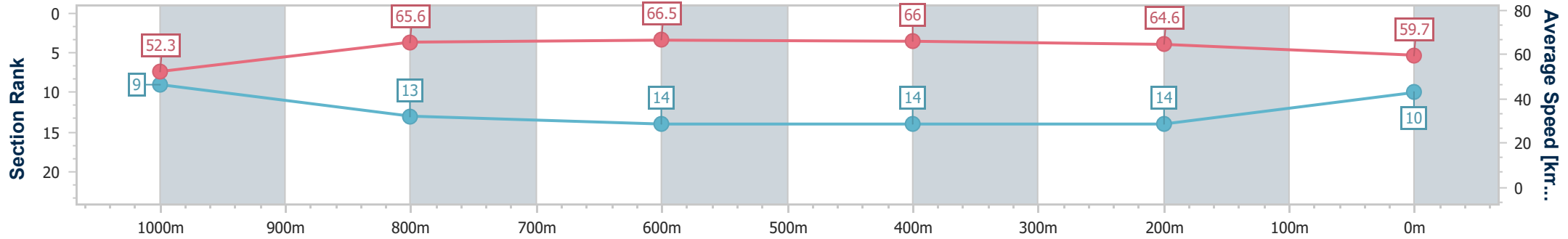


Townsville QLD Professional
 Race 8: COWBOYS LEAGUES CLUB BENCHMARK 60
 Handicap - 1200m
 28 July 2024 - 17:13



Track Rating: Soft 5, Weather: Fine, Rail Position: True

Section	Overall	1000m	800m	600m	400m	200m
Section Times	1:10.28 [10] (0:13.82)	0:56.46 [9] (0:11.07)	0:45.39 [13] (0:10.98)	0:34.41 [14] (0:11.08)	0:23.33 [14] (0:11.24)	0:12.09 [14] (0:12.09)
Average Speed [km/h]	52.3	65.6	66.5	66.0	64.6	59.7
Top Speed [km/h]	67.5	67.0	67.0	66.9	66.4	62.9
Avg. Dist. to Rail [m]	7.3	1.9	2.9	3.2	6.2	6.8
Avg. Stride Freq. [Hz]	2.2	2.4	2.3	2.3	2.3	2.2
Avg. Stride Length [m]	6.5	7.7	7.9	8.0	7.8	7.5



- [] Ranking at each section and finish
- .-.- No data available at this section
- NA No data available



Horse/Jockey Name	Spirit Meister
Final Rank	11
Fastest Section Time (Section)	0:10.75 (800m)
Top Speed [km/h] (Section)	67.4 (800m)
Race State	Finished

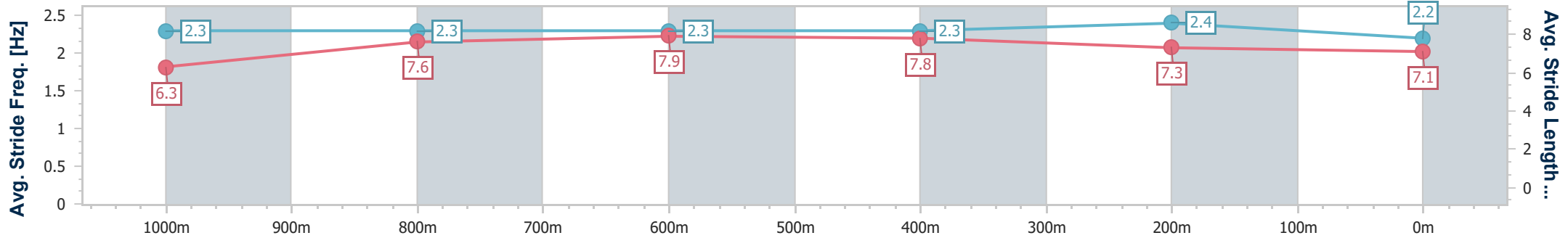
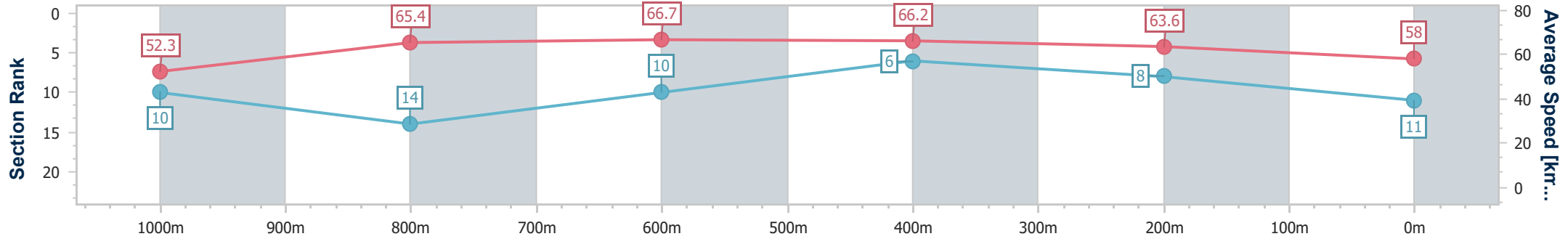


Townsville QLD Professional
 Race 8: COWBOYS LEAGUES CLUB BENCHMARK 60
 Handicap - 1200m
 28 July 2024 - 17:13



Track Rating: Soft 5, Weather: Fine, Rail Position: True

Section	Overall	1000m	800m	600m	400m	200m
Section Times	1:10.33 [11] (0:13.82)	0:56.51 [10] (0:11.09)	0:45.42 [14] (0:10.75)	0:34.67 [10] (0:10.88)	0:23.79 [6] (0:11.38)	0:12.41 [8] (0:12.41)
Average Speed [km/h]	52.3	65.4	66.7	66.2	63.6	58.0
Top Speed [km/h]	67.2	66.5	67.4	67.2	66.1	61.5
Avg. Dist. to Rail [m]	6.8	1.6	0.7	0.7	4.7	8.1
Avg. Stride Freq. [Hz]	2.3	2.3	2.3	2.3	2.4	2.2
Avg. Stride Length [m]	6.3	7.6	7.9	7.8	7.3	7.1



- [] Ranking at each section and finish
- .-.- No data available at this section
- NA No data available



Horse/Jockey Name	Tempo
Final Rank	12
Fastest Section Time (Section)	0:10.85 (1000m)
Top Speed [km/h] (Section)	70.1 (1000m)
Race State	Finished

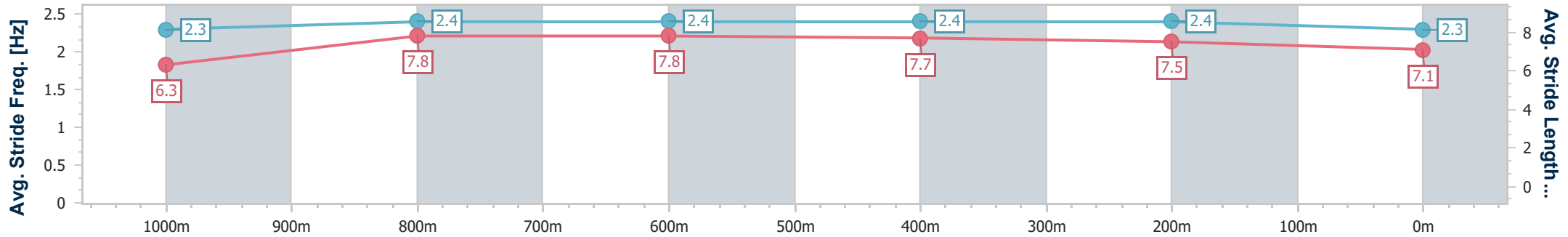
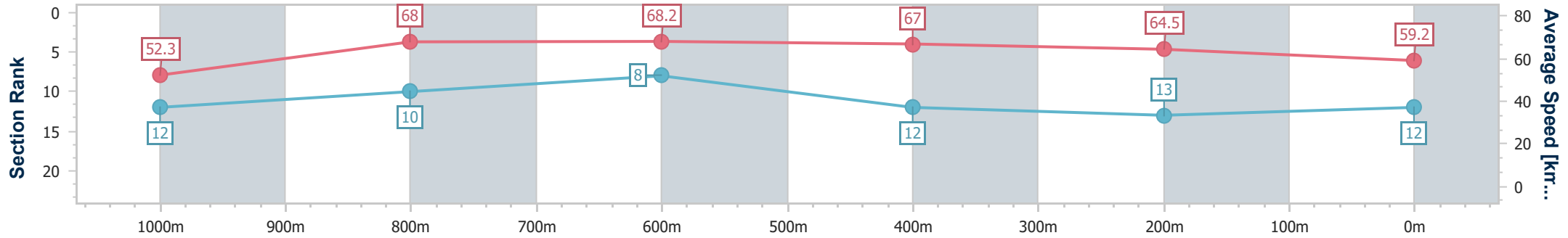


Townsville QLD Professional
 Race 8: COWBOYS LEAGUES CLUB BENCHMARK 60
 Handicap - 1200m
 28 July 2024 - 17:13



Track Rating: Soft 5, Weather: Fine, Rail Position: True

Section	Overall	1000m	800m	600m	400m	200m
Section Times	1:10.33 [12] (0:13.88)	0:56.45 [12] (0:10.85)	0:45.60 [10] (0:10.90)	0:34.70 [8] (0:11.18)	0:23.52 [12] (0:11.35)	0:12.17 [13] (0:12.17)
Average Speed [km/h]	52.3	68.0	68.2	67.0	64.5	59.2
Top Speed [km/h]	68.5	70.1	69.6	69.3	66.1	62.0
Avg. Dist. to Rail [m]	13.3	5.0	6.7	8.0	10.8	14.3
Avg. Stride Freq. [Hz]	2.3	2.4	2.4	2.4	2.4	2.3
Avg. Stride Length [m]	6.3	7.8	7.8	7.7	7.5	7.1



- [] Ranking at each section and finish
- .-.- No data available at this section
- NA No data available



Horse/Jockey Name	Lidder Valley
Final Rank	13
Fastest Section Time (Section)	0:10.91 (800m)
Top Speed [km/h] (Section)	68.3 (Overall)
Race State	Finished

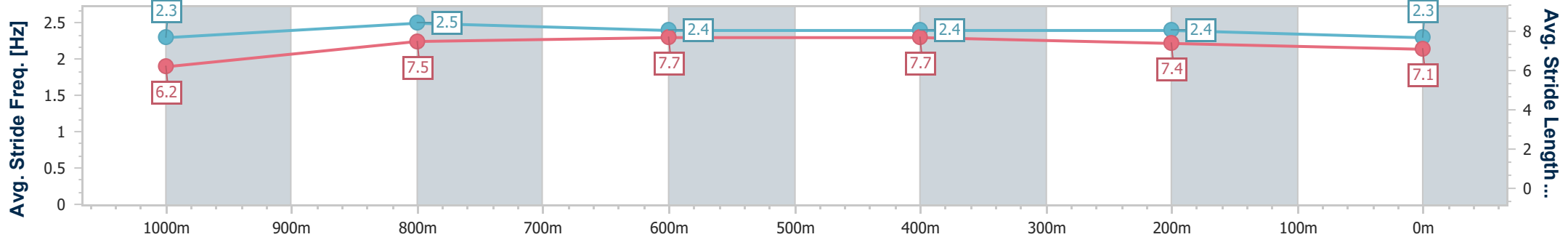
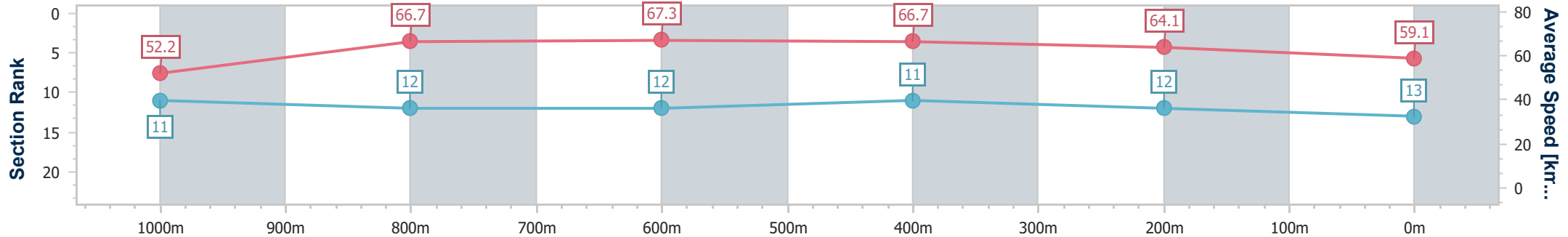


Townsville QLD Professional
 Race 8: COWBOYS LEAGUES CLUB BENCHMARK 60
 Handicap - 1200m
 28 July 2024 - 17:13



Track Rating: Soft 5, Weather: Fine, Rail Position: True

Section	Overall	1000m	800m	600m	400m	200m
Section Times	1:10.34 [13] (0:13.86)	0:56.48 [11] (0:10.94)	0:45.54 [12] (0:10.91)	0:34.63 [12] (0:11.07)	0:23.56 [11] (0:11.37)	0:12.19 [12] (0:12.19)
Average Speed [km/h]	52.2	66.7	67.3	66.7	64.1	59.1
Top Speed [km/h]	68.3	68.1	68.2	68.0	65.8	61.6
Avg. Dist. to Rail [m]	10.0	2.9	4.0	5.0	8.2	12.7
Avg. Stride Freq. [Hz]	2.3	2.5	2.4	2.4	2.4	2.3
Avg. Stride Length [m]	6.2	7.5	7.7	7.7	7.4	7.1



- [] Ranking at each section and finish
- .-.- No data available at this section
- NA No data available



Horse/Jockey Name	Dark Archer
Final Rank	14
Fastest Section Time (Section)	0:10.89 (1000m)
Top Speed [km/h] (Section)	68.0 (1000m)
Race State	Finished

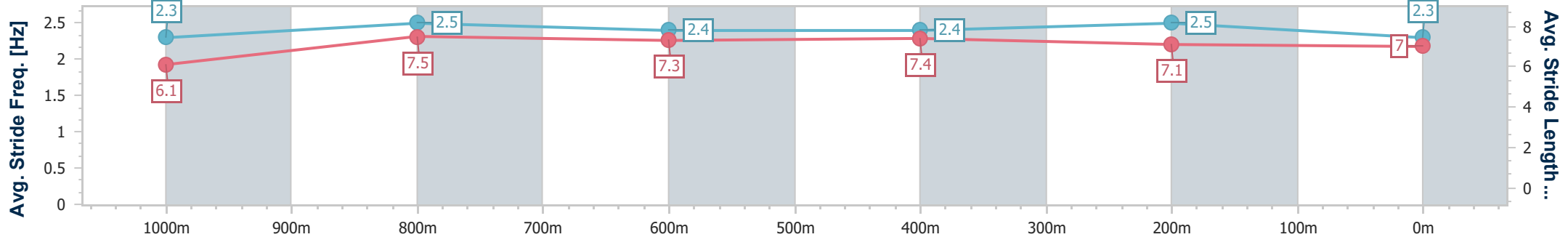
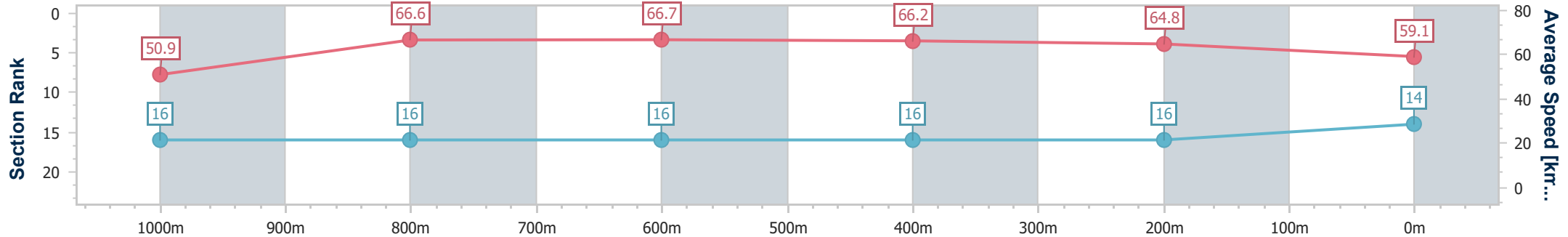


Townsville QLD Professional
 Race 8: COWBOYS LEAGUES CLUB BENCHMARK 60
 Handicap - 1200m
 28 July 2024 - 17:13



Track Rating: Soft 5, Weather: Fine, Rail Position: True

Section	Overall	1000m	800m	600m	400m	200m
Section Times	1:10.55 [14] (0:14.21)	0:56.34 [16] (0:10.89)	0:45.45 [16] (0:10.92)	0:34.53 [16] (0:11.10)	0:23.43 [16] (0:11.25)	0:12.18 [16] (0:12.18)
Average Speed [km/h]	50.9	66.6	66.7	66.2	64.8	59.1
Top Speed [km/h]	64.6	68.0	67.5	67.0	65.4	63.1
Avg. Dist. to Rail [m]	11.6	1.5	2.1	4.0	6.7	5.8
Avg. Stride Freq. [Hz]	2.3	2.5	2.4	2.4	2.5	2.3
Avg. Stride Length [m]	6.1	7.5	7.3	7.4	7.1	7.0



- [] Ranking at each section and finish
- .-.- No data available at this section
- NA No data available



Horse/Jockey Name	Set The Sails
Final Rank	15
Fastest Section Time (Section)	0:10.82 (1000m)
Top Speed [km/h] (Section)	68.7 (800m)
Race State	Finished

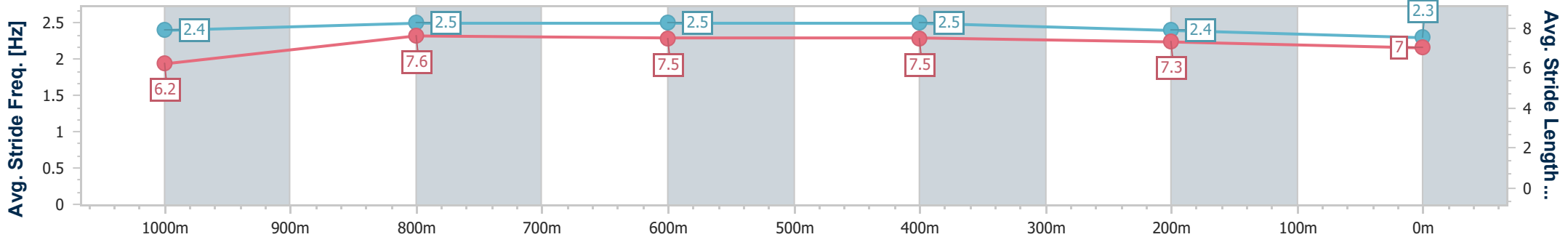
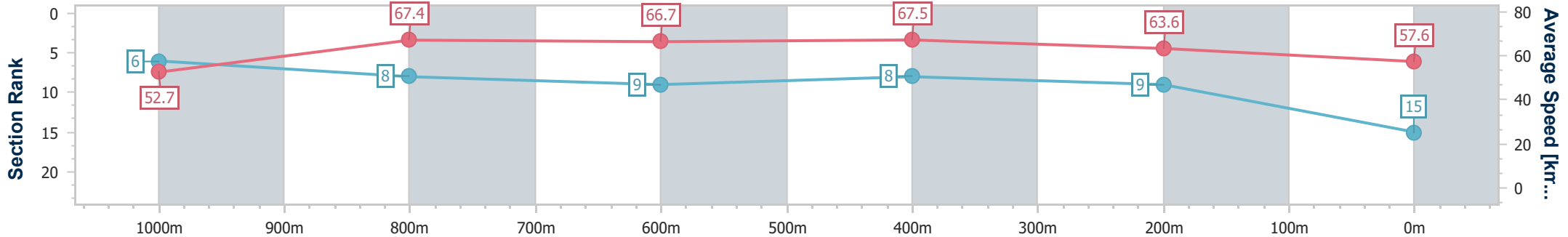


Townsville QLD Professional
 Race 8: COWBOYS LEAGUES CLUB BENCHMARK 60
 Handicap - 1200m
 28 July 2024 - 17:13



Track Rating: Soft 5, Weather: Fine, Rail Position: True

Section	Overall	1000m	800m	600m	400m	200m
Section Times	1:10.56 [15] (0:13.72)	0:56.84 [6] (0:10.82)	0:46.02 [8] (0:11.10)	0:34.92 [9] (0:10.96)	0:23.96 [8] (0:11.45)	0:12.51 [9] (0:12.51)
Average Speed [km/h]	52.7	67.4	66.7	67.5	63.6	57.6
Top Speed [km/h]	67.4	68.4	68.7	68.3	66.3	60.0
Avg. Dist. to Rail [m]	13.0	2.6	5.5	5.4	7.8	11.3
Avg. Stride Freq. [Hz]	2.4	2.5	2.5	2.5	2.4	2.3
Avg. Stride Length [m]	6.2	7.6	7.5	7.5	7.3	7.0



- [] Ranking at each section and finish
- .-.- No data available at this section
- NA No data available



Horse/Jockey Name	So Odelia
Final Rank	16
Fastest Section Time (Section)	0:10.69 (1000m)
Top Speed [km/h] (Section)	68.9 (1000m)
Race State	Finished

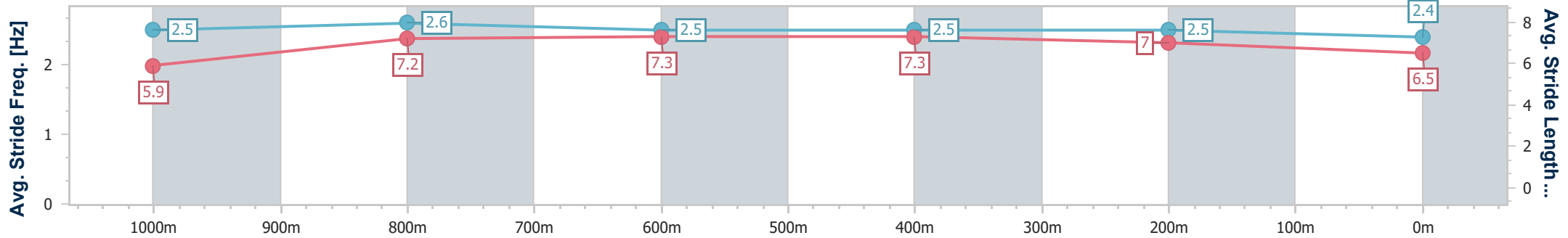
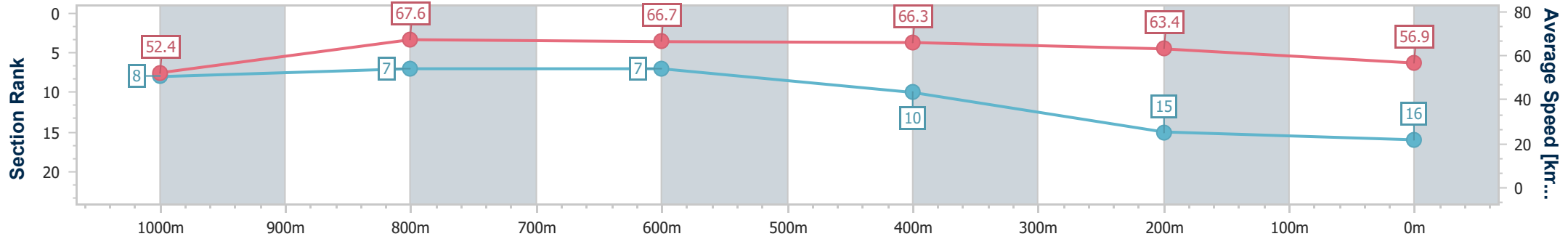


Townsville QLD Professional
 Race 8: COWBOYS LEAGUES CLUB BENCHMARK 60
 Handicap - 1200m
 28 July 2024 - 17:13



Track Rating: Soft 5, Weather: Fine, Rail Position: True

Section	Overall	1000m	800m	600m	400m	200m
Section Times	1:10.94 [16] (0:13.75)	0:57.19 [8] (0:10.69)	0:46.50 [7] (0:11.06)	0:35.44 [7] (0:11.27)	0:24.17 [10] (0:11.53)	0:12.64 [15] (0:12.64)
Average Speed [km/h]	52.4	67.6	66.7	66.3	63.4	56.9
Top Speed [km/h]	67.8	68.9	68.2	68.1	65.1	60.9
Avg. Dist. to Rail [m]	3.6	1.1	4.9	7.6	8.9	11.1
Avg. Stride Freq. [Hz]	2.5	2.6	2.5	2.5	2.5	2.4
Avg. Stride Length [m]	5.9	7.2	7.3	7.3	7.0	6.5



- [] Ranking at each section and finish
- .-.- No data available at this section
- NA No data available